Meeting of the Village of Buffalo Grove Village Board

Regular Meeting
February 21, 2023 at 7:30 PM

Fifty Raupp Blvd
Buffalo Grove, IL 60089-2100
Phone: 847-459-2500

1. Call to Order

A. Pledge of Allegiance

2. Approval of Minutes

A. Village Board - Regular Meeting - Jan 3, 2023 7:30 PM

B. Village Board - Committee of the Whole - Feb 6, 2023 7:30 PM

3. Approval of Warrant

A. Approval of Warrant #1352 (Trustee Weidenfeld) (Staff Contact: Chris Black)

4. Village President's Report

A. BG Singer's "UKE " Can Do It! Project Update (President Sussman) (Staff Contact: Evan Michel)

5. Village Manager's Report

A. Oath Presentation to the Police Department's New Deputy Chief (Trustee Smith) (Staff Contact: Brian Budds)

B. Presentation of 2022 Officer of the Year and a Special Commendation Award (Trustee Smith) (Staff Contact: Brian Budds)

6. Special Business

7. Reports from Trustees

8. Consent Agenda

All items listed on the Consent Agenda, which are available in this room this evening, are considered to be routine by the Village Board and will be enacted by one motion. There will be no separate discussion of these items unless a Board member or citizen so requests, in which event, the item will be removed from the General Order of Business and considered after all other items of business on the Regular Agenda under New Business. (Attached).

A. Proclamation for 2023 National Engineers Week (Trustee Smith) (Staff Contact: Darren Monico)

SUMMARY: A Proclamation recognizing National Engineers Week, February 19-25, 2023.

B. Community Rating System 2023 Annual Recertification (Trustee Smith) (Staff Contact: Darren Monico)

SUMMARY: The Village participates in the Community Rating System (CRS) by the National Flood Insurance Program (NFIP). As part of this participation, certain documents are required to be supplied to the community's governing board. These documents will also be made available on the Village website.

C. O-2023-5 MABAS Agreement Ordinance Revision (Trustee Weidenfeld) (Staff Contact: Mike Baker)

SUMMARY: The Buffalo Grove Fire Department has been a member of the Mutual Aid Box Alarm System (MABAS) since 1989. In 2022, MABAS approved a revised master agreement that addresses the changes in liability and federal funding. It is recommended that the Village Board approve updated Master Agreement.

D. O-2023-6 Ordinance Approving Pavement Striping Purchase through the Suburban Purchasing Cooperative (Trustee Smith) (Staff Contact: Kyle Johnson)

SUMMARY: Staff recommends that the Village Board authorize the Village Manager to purchase pavement striping construction services through the Suburban Purchasing Cooperative program in accordance with the Illinois Governmental Joint Purchasing Act (30 ILCS 525/0.01 et seq.) in a total not to exceed amount of $75,000.00.

E. O-2023-7 Ordinance Authorizing a Construction Contract with Denler, Inc. (Trustee Smith) (Staff Contact: Kyle Johnson)

SUMMARY: The 2023 Crack Sealing Project was bid and the lowest responsible and responsive bidder was Denlar, Inc. Staff recommends approval of the contract to Denlar, Inc. in the amount of $64,512.97, pending Village Attorney review.

F. O-2023-8 Ordinance Authorizing the Village Manger Execute an Agreement with Ayres Associates Inc. (Trustee Stein) (Staff Contact: Brett Robinson)

SUMMARY: Staff recommends the Village Board authorize the Village Manager to execute an agreement with Ayres Associates Inc., for Geospatial Services, pending review and approval of the agreement by the Village Attorney.

G. O-2023-9 Ordinance Approving Preliminary Plan for Off-Street Parking Lot at 901 Corporate Grove Dr (Trustee Johnson) (Staff Contact: Nicole Woods)

SUMMARY: Flextronics International, is seeking to construct a new 154-space parking lot at 901 Corporate Grove Drive, which is currently a 1.9-acre vacant lot. The Planning & Zoning Commission recommended approval, subject to conditions. Staff concurs with this recommendation.

H. R-2023-2 A Resolution Reallocating the 2023 Volume Cap to the Village of Buffalo Grove (Trustee Johnson) (Staff Contact: Nicole Woods)

SUMMARY: The Village is the host of the Private Activity Bond Clearinghouse for Lake County. This is the annual Resolution that transfers the Village's Volume Cap to the Clearinghouse.

I. R-2023-3 Resolution for Calendar Year 2023 Village-Wide Street Maintenance Motor Fuel Tax (Trustee Smith) (Staff Contact: Kyle Johnson)

SUMMARY: Staff recommends approval of a resolution which meets the requirements of the Illinois Department of Transportation for the use of Motor Fuel Tax funds for FY 2023 for the Village-wide street maintenance program.

9. Ordinances and Resolutions

A. O-2023-10 Mike Rylko Park Improvements IGA (Trustee Stein, Trustee Ottenheimer) (Staff Contact: Michael Skibbe)

B. O-2023-11 Ordinance Approving an Amendment to Preliminary Plan and Special Use with Height Variation at Mike Rylko Located at 951 McHenry. (Trustee Johnson) (Staff Contact: Nicole Woods)

C. O-2023-12 The Purchase of a Brush Chipper from Alexander Equipment Co. (Trustee Smith) (Staff Contact: Jim Warnstedt)

D. O-2023-13 Ordinance Authorizing a Construction Contract with Schroeder & Schroeder, Inc. (Trustee Smith) (Staff Contact: Kyle Johnson)

E. O-2023-14 Ordinance Authorizing the Purchase of an Ambulance from Foster Coach Sales Inc. (Trustee Weidenfeld) (Staff Contact: Mike Baker)

F. O-2023-15 Ordinance Authorizing Execution of a Contract with Reliable Property Services, LLC for Golf Course Maintenance Services (Trustee Stein) (Staff Contact: Geoff Tollefson)

G. O-2023-16 Ordinance Authorizing a Construction Contract with National Power Rodding Corp. (Trustee Smith) (Staff Contact: Kyle Johnson)

H. O-2023-17 Ordinance Authorizing a Construction Contract with Chicagoland Trenchless Rehabilitation, Inc. (Trustee Smith) (Staff Contact: Kyle Johnson)

I. O-2023-18 Ordinance Authorizing a Construction Contract with Chicagoland Paving Contractors, Inc. (Trustee Smith) (Staff Contact: Kyle Johnson)

J. O-2023-19 Ordinance Authorizing the Village President to Execute a Purchase Agreement with THG Holdings, LLC for the Sale of 400 LaSalle Lane (Trustee Johnson) (Staff Contact: Chris Stilling)

K. O-2023-20 Ordinance Approving a Text Amendment in the I District Allowing for a Public Works Facility as a Special Use (Trustee Johnson) (Staff Contact: Nicole Woods)

L. O-2023-21 Ordinance Approving Special Use and Preliminary Plan with Zoning Variations for New Public Works Facility at 1650 Leider Lane (Trustee Johnson) (Staff Contact: Nicole Woods)

10. Unfinished Business

11. New Business

A. Pre-Application Discussion and Referral to the PZC- Proposed Park Improvements at Prairie Grove Park at 2020 Olive Hill Drive (Trustee Johnson) (Staff Contact: Nicole Woods)

B. Pre-Application Discussion and Referral to the PZC- Proposed Townhome Development at 22771-22825 N. Prairie Road (Trustee Pike) (Staff Contact: Nicole Woods)

C. Pre-Application Discussion and Referral to the PZC- Proposed 12-Unit Townhome Project at 400 LaSalle (Trustee Pike) (Staff Contact: Chris Stilling)

12. Public Comment

Public Comment is limited to items that are not on the regular agenda. In accordance with Section 2.02.070 of the Municipal Code, discussion on questions from the audience will be limited to 5 minutes and should be limited to concerns or comments regarding issues that are relevant to Village Board business. All members of the public addressing the Village Board shall maintain proper decorum and refrain from making disrespectful remarks or comments relating to individuals. Speakers shall use every attempt to not be repetitive of points that have been made by others. The Village Board may refer any matter of public comment to the Village Manager, Village staff or an appropriate agency for review.

13. Adjournment

The Village Board will make every effort to accommodate all items on the agenda by 10:30 p.m. The Board, does, however, reserve the right to defer consideration of matters to another meeting should the discussion run past 10:30 p.m.

The Village of Buffalo Grove, in compliance with the Americans with Disabilities Act, requests that persons with disabilities, who require certain accommodations to allow them to observe and/or participate in this meeting or have questions about the accessibility of the meeting or facilities, contact the ADA Coordinator at 459-2525 to allow the Village to make reasonable accommodations for those persons.

MINUTES OF THE REGULAR MEETING OF THE VILLAGE PRESIDENT & BOARD OF TRUSTEES OF THE VILLAGE OF BUFFALO GROVE HELD IN THE JEFFREY S. BRAIMAN COUNCIL CHAMBERS, 50 RAUPP BOULEVARD, TUESDAY, JANUARY 3, 2023

CALL TO ORDER

President Sussman called the meeting to order at 7:30 P.M. Those present stood and pledged allegiance to the Flag.

ROLL CALL

Roll call indicated the following present: President Sussman; Trustees Stein, Ottenheimer, Weidenfeld, Johnson, and Smith. Trustee Pike was absent.

Also present were: Dane Bragg, Village Manager; Patrick Brankin, Village Attorney; Chris Stilling, Deputy Village Manager; Mike Skibbe, Deputy Village Manager/Director of Public Works; Evan Michel, Management Analyst; Art Malinowski, Director of Human Resources; Katie Golbach, Human Resources Management Analyst; Chris Black, Director of Finance; Nicole Woods, Director of Community Development; Tom Wisniewski, Buyer; Darren Monico, Village Engineer; Kyle Johnson, Assistant Director of Public Works; Brett Robinson, Administrative Services Director; Fire Chief Baker; Police Chief Budds.

MEMORIAL

President Sussman led a moment of silence in memory of **Kathryn Abangan**, who was a part of the Buffalo Grove Fire Department for 30 years.

APPROVAL OF MINUTES

Moved by Weidenfeld, seconded by Stein, to approve the minutes of the December 5, 2022, Regular Meeting. Upon roll call, Trustees voted as follows:

AYES: 4 – Stein, Weidenfeld, Johnson, Smith
NAYS: 0 – None
ABSTAIN: 1 – Ottenheimer
ABSENT: 1 – Pike
Motion declared carried.

WARRANT #1350

Mr. Black read Warrant #1350. Moved by Ottenheimer, seconded by Smith, to approve Warrant #1350 in the amount of $8,117,903.34 authorizing payment of bills listed. Upon roll call, Trustees voted as follows:

AYES: 5 – Stein, Ottenheimer, Weidenfeld, Johnson, Smith
NAYS: 0 – None
ABSENT: 1 – Pike
Motion declared carried.

VILLAGE PRESIDENT'S REPORT

President Sussman and Trustee Johnson read a Proclamation recognizing and honoring **Reverend James S. Andrews** of Hope Lutheran Church for his faithful service to the Village of Buffalo Grove and its citizens as Chaplain for the Buffalo Grove Police Department.

VILLAGE MANAGER'S REPORT

Stuart Berman, Chairman of the Buffalo Grove Police & Fire Commission, presented a brief background and credentials history of **Officer Chad Larys**, after which he administered the Oath of Office to Officer Larys. Officer Larys' wife, Monica, then pinned on his badge as he was welcomed and congratulated by the audience and the Board.

REPORTS FROM TRUSTEES

Trustee Johnson thanked the Public Works Department for the beautiful **Holiday Lights** on the Village campus, noting that she received numerous compliments from residents on the display.

CONSENT AGENDA

President Sussman explained the Consent Agenda, stating that any member of the audience or the Board could request that an item be removed for full discussion; there were no such requests. The Village Clerk read a brief synopsis of each of the items on the Consent Agenda.

Ordinance No. 2023-1 – NCH Outpatient Care Center

Motion to pass Ordinance No. 2023-1 authorizing execution of the Plat of Easement for Public Sidewalk Purposes for the NCH Buffalo Grove Outpatient Care Center Development located at 15 and 45 S. McHenry Road.

Ordinance No. 2023-2 – Municipal Code

Motion to pass Ordinance No. 2023-2 amending Chapter BG-11, Rules of the Road, Title 10 of the Village of Buffalo Grove Municipal Code - Beechwood Road *No Parking* Zone, adding a *No Parking* area on the north side of Beechwood Road between Arlington Heights Road and Beechwood Court West during the hours of 3:00 P.M. and 4:00 P.M. on school days.

Ordinance No. 2023-3 – 89 Fabish Drive

Motion to pass Ordinance No. 2023-3 granting variations to Exceed Maximum Front Yard Impervious Surface Coverage and Exceed Maximum Width of a Driveway at the sidewalk at 89 Fabish Drive.

Resolution No. 2023-1 – Procurement Policy

Motion to pass Resolution No. 2023-1 revising the Procurement Policy, adopting the revisions to the Procurement Policy to align with the recent adoption of Title Two.

Moved by Weidenfeld, seconded by Ottenheimer, to approve the Consent Agenda as presented. Upon roll call, Trustees voted as follows on the Consent Agenda:

AYES: 5 – Stein, Ottenheimer, Weidenfeld, Johnson, Smith
NAYS: 0 – None
ABSENT: 1 – Pike
Motion declared carried.

ORDINANCE NO. 2023-4 – MOBILE VEHICLE LIFTS

Moved by Smith, seconded by Johnson, to pass Ordinance No. 2023-4, authorizing the purchase of Mobile Vehicle Lifts from Safetylane Equipment Corporation.

Mr. Johnson reviewed the proposed ordinance, details of which are contained in the memo from Fleet Manager Wallace to Mr. Robinson dated December 28, 2022.

Upon roll call, Trustees voted as follows:

AYES: 5 – Stein, Ottenheimer, Weidenfeld, Johnson, Smith
NAYS: 0 – None
ABSENT: 1 – Pike
Motion declared carried.

1650 LEIDER LANE

Moved by Stein, seconded by Ottenheimer, to refer the proposed new Public Works Building at 1650 Leider Lane to the Planning & Zoning Commission for review.

Ms. Woods reviewed the proposal, details of which are contained in the memo dated January 3, 2023, that she and Kelly Purvis sent to Mr. Bragg.

Upon roll call, Trustees voted as follows:

AYES: 5 – Stein, Ottenheimer, Weidenfeld, Johnson, Smith
NAYS: 0 – None
ABSENT: 1 – Pike
Motion declared carried.

QUESTIONS FROM THE AUDIENCE

President Sussman reviewed the parameters to be followed by speakers and asked if there were any questions from the audience on items not on tonight's agenda; there were no such questions.

EXECUTIVE SESSION

Moved by Weidenfeld, seconded by Stein, to move to Executive Session to discuss: **Section 2(C)(6) of the Illinois Open Meetings Act: (6) the Setting of a Price for Sale or Lease of Property Owned by the Public Body.** Upon roll call, Trustees voted as follows:

AYES: 5 – Stein, Ottenheimer, Weidenfeld, Johnson, Smith
NAYS: 0 – None
ABSENT: 1 – Pike
Motion declared carried.

The Board moved to Executive Session from 7:53 P.M. until 8:09 P.M.

ADJOURNMENT

Moved by Weidenfeld, seconded by Ottenheimer, to adjourn the meeting. Upon voice vote, the motion was unanimously declared carried. The Regular Meeting was adjourned at 8:11 P.M.

_____
Janet M. Sirabian, Village Clerk

APPROVED BY ME THIS 21st DAY OF February 2023

_____
Village President

MINUTES OF THE COMMITTEE OF THE WHOLE MEETING OF THE VILLAGE PRESIDENT & BOARD OF TRUSTEES OF THE VILLAGE OF BUFFALO GROVE HELD IN THE JEFFREY S. BRAIMAN COUNCIL CHAMBERS AT VILLAGE HALL, 50 RAUPP BOULEVARD, BUFFALO GROVE, ILLINOIS, MONDAY, FEBRUARY 6, 2023

CALL TO ORDER

President Sussman called the meeting to order at 7:30 P.M. Those present stood and pledged allegiance to the Flag.

ROLL CALL

Roll call indicated the following present: President Sussman; Trustees Stein, Ottenheimer, Weidenfeld, Johnson, Smith and Pike.

Also present were: Dane Bragg, Village Manager; Patrick Brankin, Village Attorney; Chris Stilling, Deputy Village Manager; Mike Skibbe, Deputy Village Manager/Director of Public Works; Chris Black, Finance Director; Art Malinowski, Director of Human Resources; Katie Golbach, Human Resources Management Analyst; Molly Gillespie, Communications Director; Evan Michel, Management Analyst; Nicole Woods, Director of Community Development; Darren Monico, Village Engineer; Brett Robinson, Administrative Services Director; Geoff Tollefson, Director of Golf Operations; Police Chief Budds; Fire Chief Baker; Deputy Fire Chief Kane.

The **Committee of the Whole Meeting** consisted of staff reports and Board discussion on the listed topics, with staff answering questions from the Board on each topic.

PROCLAMATION – GUN VIOLENCE SURVIORS

President Sussman read a Proclamation declaring the week of February 1-7, 2023, as National Gun Violence Survivors Week, supporting efforts to prevent the tragic effects of gun violence and to honor and value human lives.

COMMUNICATIONS COORDINATOR

Ms. Gillespie reviewed his qualifications and introduced our new Communications Coordinator, Timothy Kirsininkas, who was welcomed by the audience and the Board, after which he thanked everyone for the opportunity to be a part of the Village of Buffalo Grove.

POLICE SERGEANT PROMOTION

Chief Budds noted how pleased he is to recommend the promotion of Officer Jaime Verduzco to Sergeant, and he introduced the Chair of the Fire & Police Commission, Stuart Berman.

Mr. Berman reviewed Officer Verduzco's career and credentials, after which he administered the Oath of Office to him as he was congratulated by the audience and the Board. Sergeant Verduzco's wife then pinned on his badge. Sergeant Verduzco introduced his family and thanked everyone for this recognition and stated how proud and honored he is to be a part of the Buffalo Grove Police Department.

FF/PM BADGE PRESENTATION

Chief Baker reviewed Firefighter/Paramedic John Gemmel's career and credentials, after which Battalion Chief Russell pinned on his badge. FF/PM Gemmel thanked everyone for the opportunity to be a part of the Buffalo Grove Fire Department.

CODE REVIEW TITLES 12 & 13

Mr. Robinson provided an overview of the proposed changes to Title 10 of the Buffalo Grove Municipal Code, details of which are contained in the memo that he and Ms. Brown sent to Mr. Bragg on January 30, 2023, after which he answered questions from the Board.

COMPREHENSIVE PLAN

Ms. Woods referred to a PowerPoint presentation with regard to an update of the Comprehensive Plan and how work will resume on the project. Also reviewed was how the Municipal Code can implement the Comprehensive Plan, as well as a deeper dive into Unified Development Ordinances (UDOs) and their utility, benefits, and application for our community. Further details may be found in the memo from Ms. Woods to Mr. Bragg dated February 6, 2023.

QUESTIONS FROM THE AUDIENCE

President Sussman reviewed the parameters to be followed by speakers and asked if there were any questions from the audience on items not on tonight's agenda; there were no such questions.

EXECUTIVE MEETING

Moved by Stein, seconded by Ottenheimer, to move to Executive Session to discuss: **Section 2(C)(1) of the Illinois Open Meetings Act: the Appointment, Employment, Compensation, Discipline, Performance, or Dismissal of Specific Employees, Specific Individuals who Serve as Independent Contractors in a Park, Recreational, or Educational Setting, or Specific Volunteers of the Public Body or Legal Counsel for the Public Body, Including Hearing Testimony on a Complaint Lodged Against an Employee, a Specific Individual who Serves as an Independent Contractor in a Park, Recreational, or Educational Setting, or a Volunteer of the Public Body or Against Legal Counsel for the Public Body to Determine Its Validity**. Upon roll call, Trustees voted as follows:

AYES: 6 – Stein, Ottenheimer, Weidenfeld, Johnson, Smith, Pike
NAYS: 0 – None
Motion declared carried.

The Board moved to Executive Session from 8:26 P.M. to 9:10 P.M.

ADJOURNMENT

Moved by Stein, seconded by Weidenfeld, to adjourn the meeting. Upon voice vote, the motion was unanimously declared carried. The meeting was adjourned at 9:11P.M.

_____
Janet M. Sirabian, Village Clerk

APPROVED BY ME THIS ___21st___DAY OF ___February___ 2023

_____
Village President

Action Item : Approval of Warrant #1352

Recommendation of Action

Staff recommends approval.

TOTAL WARRANT #1352- $11,937,943.84.

ATTACHMENTS:

- Warrant 1352 Summary (PDF)

Trustee Liaison	**Staff Contact**
Weidenfeld	Chris Black, Finance

Tuesday, February 21, 2023	

VILLAGE OF BUFFALO GROVE WARRANT #1352
21-Feb-23

General Fund:	**2,646,478.25**
Parking Lot Fund:	**6,733.33**
Motor Fuel Tax Fund:	**0.00**
Debt Service Fund:	**0.00**
School & Park Donations:	**0.00**
Lake Cook Rd TIF Fund:	**0.00**
Capital Projects-Facilities:	**571,934.00**
Capital Projects-Vehicles/Equipment:	**155,532.40**
Capital Projects-Streets:	**1,218,075.28**
Retiree Health Savings (RHS):	**5,894.26**
Water Fund:	**2,003,752.93**
Buffalo Grove Golf Fund:	**100,123.19**
Arboretum Golf Fund:	**158,941.13**
Refuse Service Fund:	**81,437.11**
Information Technology Internal Service Fund:	**238,425.34**
Central Garage Internal Service Fund:	**118,487.96**
Building Maintenance Internal Service Fund:	**266,172.60**
	7,571,987.78
PAYROLL PERIOD ENDING 1/01/23	**1,239,711.19**
PAYROLL PERIOD ENDING 1/15/23	**1,028,799.75**
PAYROLL PERIOD ENDING 1/29/23	**1,053,914.11**
PAYROLL PERIOD ENDING 2/12/23	**1,043,531.01**
	4,365,956.06
TOTAL WARRANT #1352	**11,937,943.84**

APPROVED FOR PAYMENT BY THE PRESIDENT AND BOARD OF TRUSTEES OF THE VILLAGE OF BUFFALO GROVE, ILLINOIS

Village Clerk

Village President

Attachment: Warrant 1352 Summary (Approval of Warrant #1352)

Information Item : BG Singer's “UKE " Can Do It! Project Update

Recommendation of Action

Staff recommends presentation.

Representatives from the BG Singers will provide the Village Board an update on their “UKE " Can Do It! program which supports the Ukulele Kid's Club. This organization has donated over 13,000 ukuleles to 312 music therapy programs all over the world. A special presentation will be made to the Fire and Police Departments.

Trustee Liaison	**Staff Contact**
Sussman	Evan C Michel, Office of the Village Manager

Tuesday, February 21, 2023	

Information Item : Oath Presentation to the Police Department's New Deputy Chief

Recommendation of Action

Staff recommends presentation.

The Oath of Office will be delivered by Police Chief Brian Budds to the Police Department's new Deputy Chief, Brian Spolar.

Trustee Liaison	**Staff Contact**
Smith	Brian Budds, Police

Tuesday, February 21, 2023	

Information Item : Presentation of 2022 Officer of the Year and a Special Commendation Award

Recommendation of Action

Staff recommends presentation.

The Buffalo Grove Rotary Club and Police Chief Brian Budds will present the 2022 Police Officer of the Year Award to Police Sergeant Jaime Verduzco and present Officer Dawid Wojs with a Special Commendation Award.

Trustee Liaison	**Staff Contact**
Smith	Brian Budds, Police

Tuesday, February 21, 2023	

Information Item : Proclamation for 2023 National Engineers Week

Recommendation of Action

Staff recommends approval.

SUMMARY: A Proclamation recognizing National Engineers Week, February 19-25, 2023.

ATTACHMENTS:

- Engineering Week Proclamation 2023 (DOCX)

Trustee Liaison	**Staff Contact**
Smith	Darren Monico, Public Works

Tuesday, February 21, 2023	

VILLAGE OF BUFFALO GROVE

Proclamation

PROCLAMATION

2023 National Engineers Week

WHEREAS, Engineers use their scientific and technical knowledge and skills in creative and innovative ways to fulfill society's needs; and,

WHEREAS, Engineers face the major technological challenges of our time – from rebuilding towns devastated by natural disaster, cleaning up the environment, and assuring safe, clean, and efficient sources of energy, to designing information systems that will speed our country into the future; and,

WHEREAS, Engineers are encouraging our young math and science students to realize the practical power of their knowledge; and,

WHEREAS, We will look more than ever to engineers and their knowledge and skills to meet the challenges of the twenty-first century:

THEREFORE, I, Beverly Sussman, President of the Village of Buffalo Grove, do hereby proclaim February 19 through February 25, 2023, as **NATIONAL ENGINEERS WEEK** in the Village of Buffalo Grove.

Proclaimed this 21st day of February 2023.

Beverly Sussman
Village President

Information Item : Community Rating System 2023 Annual Recertification

Recommendation of Action

Staff recommends presentation.

SUMMARY: The Village participates in the Community Rating System (CRS) by the National Flood Insurance Program (NFIP). As part of this participation, certain documents are required to be supplied to the community's governing board. These documents will also be made available on the Village website.

ATTACHMENTS:

- Recert Memo 23-0131 (DOCX)
- Buffalo Grove IL 2023 Recert Packet (signed) (PDF)
- 510 Progress Report 2023 (PDF)
- 502RL_Repet loss letter October 2022 (PDF)

Trustee Liaison
Smith

Staff Contact
Darren Monico, Public Works

Tuesday, February 21, 2023	

VILLAGE OF
BUFFALO GROVE

MEMORANDUM

DATE: January 31, 2023

TO: Dane Bragg, Village Manager

FROM: Darren Monico, Village Engineer

SUBJECT: CRS Annual Recertification

As of October 2021, the Village participates in the Community Rating System (CRS) by the National Flood Insurance Program (NFIP). As part of this participation, certain documents are required to be supplied to the community's governing board. These documents are listed below and will also be made available on the Village website as part of the requirements of the program. There is no action that needs to be taken by the Board at this time.

Documents required by the NFIP as part of the Community Rating System:

- FEMA form CC-213 Recertification
- Annual progress report of Action Items for Lake County All Natural Hazards Mitigation Plan
- Repetitive loss area letter

DEPARTMENT OF HOMELAND SECURITY
Federal Emergency Management Agency

CRS COMMUNITY CERTIFICATIONS

OMB Control Number: 1660-0
Expiration: 10/31/2

Community Buffalo Grove, Village of State IL CID 170068
(6-digit NFIP Community Identification Number)

Note: Please cross out any incorrect items, below, as needed, and insert the updated information.

CC-213 Recertification

Recertification due date 2/1/2023

	Chief Executive Officer	CRS Coordinator
Name	Dane Bragg	Darren Monico, PE
Title	Village Manager	Village Engineer
Address	50 Raupp Blvd Buffalo Grove, IL 60089	51 Raupp Blvd Buffalo Grove, IL 60089
Phone number	847-459-2500	(847) 459-2523
E-mail address	dbragg@vbg.org	dmonico@vbg.org

I hereby certify that Village of Buffalo Grove [community name] is implementing the following activities on the attache pages as credited under the Community Rating System and described in our original application to the CRS and subsequent modifications.

I hereby certify that, to the best of my knowledge and belief, we are in full compliance with the minimum requirements of the NFIP and understand that we must remain in full compliance with the minimum requirements of the NFIP. We understand that at any time we are not be in full compliance, we will retrograde to a CRS Class 10.

I hereby certify that we will continue to maintain FEMA Elevation Certificates on all new buildings and substantial improvements constructed the Special Flood Hazard Area following the date at which we joined the CRS.

I hereby certify that if there are one or more repetitive loss properties in our community that we must take certain actions that inclu reviewing and updating the list of repetitive loss properties, mapping repetitive loss areas, describing the cause of the losses, and sending outreach project to those areas each year, and if we have fifty (50) or more unmitigated repetitive loss properties we must earn credit unc Activity 510 (Floodplain Management Planning) for either a repetitive loss area analysis (RLAA) or a floodplain management plan (FMP).

I hereby certify that, to the best of my knowledge and belief, we are maintaining in force flood insurance policies for insurable buildings own by us and located in the Special Flood Hazard Area (SFHA) shown on our Flood Insurance Rate Map. I further understand that disas assistance for any community-owned building located in the SFHA is reduced by the amount of National Flood Insurance Program (NFI flood insurance coverage (structure and contents) that a community should be carrying on the building, regardless of whether the commun is carrying a policy.

Signature Dane C. Bragg Digitally signed by Dane C. Bragg Date: 2023.01.19 13:03:31 -06'00' (Chief Executive Officer)

Date _____

[continued on next page]

Attachment: Buffalo Grove IL 2023 Recert Packet (signed) (CRS 2023 Annual Recertification)

Community Buffalo Grove, Village of State IL CID 170068
(6-digit NFIP Community Identification Number)

CRS Program Data Table	A. In the SFHA	B. In a regulated floodplain outside the SFHA	C. In the rest of the community
1. Last report's number of buildings in the SFHA (bSF) (line 6, last report)	90		
2. Number of new buildings constructed since last report	+ 0		
3. Number of buildings removed/demolished since last report	- 0		
4. Number of buildings affected by map revisions since last report (+ or -)	0		
5. Number of buildings affected by corporate limits changes (+ or -)	0		
6. Current total number of buildings in the SFHA (bSF) (total lines 1-5)	90		
7. Number of substantial improvement/damage projects since last report	0		
8. Number of repetitive loss properties mitigated since last report	0		
9. Number of LOMRs and map revisions (not LOMAs) since last report	0		
10. Acreage of the SFHA (aSFHA) as of the last report (line 13, last report)	456.4		
11. Acreage of area(s) affected by map revisions since last report (+ or -)	0		
12. Acreage of area(s) affected by corporate limits changes (+ or -)	0		
13. Current acreage of the SFHA (total lines 10−12)	456.4		
14. Primary source for building data: GIS - ESRI - arcGIS - Building & Zoning Database & archival data			
15. Primary source for area data: GIS - ESRI - arcGIS			
16. Period covered: January 10, 2022 to December 31, 2023	Current FIRM date September 18, 2013		
If available, the following data would be useful:			
17. Number of new manufactured homes installed since last report	0	0	0
18. Number of other new 1 -4 family buildings constructed since last report			
19. Number of all other buildings constructed/installed since last report			

Comments:
(Please note the number of the line to which the comment refers.)

none

CC-213-2

[continued on next page]

Community Buffalo Grove, Village of State IL CID 170068
(6-digit NFIP Community Identification Number)

Instructions

At the first verification visit after the effective date of the 2013 *CRS Coordinator's Manual*, ONLY LINES 6 AND 13 NEED TO BE COMPLETED. These lines form the baseline data about the number of buildings and area of the SFHA for when the table is completed as part of the next annual recertification. The "period covered" entered in line 16 is the date that lines 6 and 13 are first completed.
At all subsequent annual recertifications and cycle verification visits, the entire table is completed. The information in lines 6 and 13 from the last report is transferred to lines 1 and 10 in the next report.

Instructions for the Columns

Column A numbers are for the SFHA (the A and V Zones shown on the Flood Insurance Rate Map) (FIRM)). Use the FIRM currently in effec not a draft or pending revision.
Column B is completed only if the community receives CRS credit for regulating floodplain development outside the SFHA under Activity 41((Floodplain Mapping) or Activity 430 (Higher Regulatory Standards).
Column C numbers help relate what happens in the floodplain to what is happening in the rest of the community.
Enter "0" if there are no numbers to report for this period. Do not leave a cell blank. Do not fill in the shaded boxes.

Instructions for the Lines

Lines 1-7 deal with buildings.

- o Section 301.a of the *CRS Coordinator's Manual* defines what constitutes a "building" and lists examples of structures that are not counted as "buildings" by the CRS.
- o Section 302.a of the *CRS Coordinator's Manual* describes how the CRS counts buildings. For example, accessory structures are not counted.
- o As noted in Section 302.a, to determine building counts, communities may use any method that yields reasonably good estimates of the number of buildings. Examples of acceptable methods are listed in Section 302.a. Precision is less important for large numbers. For example, the impact of the numbers will not change much if there are 10,000 buildings or 10,100 buildings.
- o If a building is out of the SFHA, but in a parcel that is partly in the SFHA, it is not counted in column A --In the SFHA.
- o In line 14, note how the building counts were obtained or estimated. Use the comments area, if needed.

Line 4 refers to map revisions. These include physical map revisions, Letters of Map Revision (LOMR), and Letters of Map Amendment (LOMA). If a building is removed from the SFHA by FEMA through a LOMA, but the community still administers its floodplain management regulations on the property, the building should not be included in the line 4 count in column A --In the SFHA. However, communities that sti regulate areas removed by LOMAs can receive credit under Activities 410 or 430. If the community is receiving such credit, the building should be counted under column B --In a regulated floodplain outside the SFHA.

Line 7 is for the total number of buildings that were substantially improved plus the number of buildings that were substantially damaged during the period covered.

Lines 10 -13 deal with areas.

- o These areas are based on the areas shown on the community's FIRM including LOMRs or LOMAs. Section 403.b discusses those portions of the SFHA that are subtracted from the area of the SFHA to calculate the community's aSFHA used in credit calculations.
- o Section 403.e of the *CRS Coordinator's Manual* discusses calculating areas for CRS purposes.
- o Section 403.e notes that communities “should not spend an inordinate amount of time measuring areas.” As with buildings, communities may use any method that yields reasonably good estimates. Examples of acceptable approaches are listed in Section 403.
- o Line 13 asks for the current acreage of the SFHA. The best source for this number is a GIS layer that shows the SFHA. If the community does not have GIS, the county, regional agency, or state NFIP mapping office may have SFHA layers and may be able to provide the data. If the community has a relatively recent FIRM, the study contractor or consulting engineer may have the data.
- o In line 15, note how the area calculations were obtained or estimated. Use the comments area, if needed.

Lines 17 -19 are voluntary, if the numbers are readily available.

- o Line 17 includes replacing an existing manufactured home with a new one. The newly placed manufactured home is counted as a ne post-FIRM, building.
- o The total of lines 17 -19 should equal the value entered in line 2.

Attachment: Buffalo Grove IL 2023 Recert Packet (signed) (CRS 2023 Annual Recertification)

Community Buffalo Grove, Village of State IL CID 170068
County Cook, Lake

COMMUNITY RATING SYSTEM ANNUAL RECERTIFICATION

Your community has been verified as receiving CRS credit for the following Activities.

- If your community is still implementing these activities the CRS coordinator is required to put his or her initials in the blank (do not use a checkmark or an "X") and **attach** the appropriate items. A blank with no initials indicates you are not implementing that Activity anymore, and will result in loss of points (and possible CRS Class).
- If the word "**attached**" is used you must provide the requested documentation for that Activity. If no documentation has been acquired for that Activity, please explain why there is no documentation from the past year.

JM 310 EC: We are maintaining Elevation Certificates, Floodproofing Certificates, Basement Floodproofing Certificates, V Zone design certificates and engineered opening certificates on all new construction and substantially improved buildings in our Special Flood Hazard Area (SFHA) and make copies of all Certificates available at our present office location. [JM] *Initial here is you have had no new construction or substantial improvement in the SFHA in the last year.*

JM 310 EC: **Attached is the permit list for only new or substantially improved structures in the SFHA that have been completed in the last year.** We have permitted 0 new building and substantial improvements in the SFHA during this reporting period.

JM 310 EC: **Attached are all the Certificates for new or substantially improved structures that have been completed during this reporting period that are included on the above permit list.** (Note: The total number of Elevation and Floodproofing certificates should match the number of permits issued and completed within the reporting period defined above. All permits issued for new construction or substantial improvement within the V zone should have both an Elevation Certificate and a V Zone Certificate, and all buildings with basements within the basement exemption communities should have both an Elevation Certificate and a Basement Floodproofing Certificate).

JM 330 OP: We continue to conduct or provide all credited outreach projects.

JM 340 ODR: People looking to purchase flood prone property are being advised of the flood hazard through our credited hazard disclosure measures.

JM 350 LIB/LPD: Our public library continues to maintain flood protection materials.

JM 410 MAP: We continue to use our additional regulatory flood data before a new development can proceed in our floodplain.

Attachment: Buffalo Grove IL 2023 Recert Packet (signed) (CRS 2023 Annual Recertification)

Community Buffalo Grove, Village of State IL CID 170068
County Cook, Lake

COMMUNITY RATING SYSTEM ANNUAL RECERTIFICATION

420 OSP: We continue to preserve our open space in the floodplain.

430: We continue to enforce the floodplain management provisions of our zoning, subdivision and building code ordinances for which we are receiving credit. *[____] Initial here if you have amended your floodplain regulations.* ***Attach a copy of the amended regulations, provide a summary of the changes and mark up the regulations indicating what's been changed.***

430 RA: We continue to enforce our procedures for administering our floodplain management regulations. If applicable, we also continue to employ CFMs and staff who took credited training courses. We currently have 1 CFMs on staff.

440 AMD: We continue to use and update our flood data maintenance system on an annual basis as needed.

450 SMR: We continue to enforce the stormwater management and low impact development provisions of our zoning, subdivision and building code ordinances for new developments in the watershed. *[____] Initial here if you have amended your stormwater management regulations that will impact your CRS program.* ***Attach a copy of the amended regulations, provide a summary of the changes and mark up the regulations indicating what's been changed.***

450 ESC/WQ: We continue to enforce the provisions of our zoning, subdivision and building codes as they pertain to erosion and sediment control and water quality.

502 RL: We currently have 1 repetitive loss properties and send our notice to 22 properties in the repetitive loss areas.

502 RL: **Attached is a copy of this year's notice on property protection, flood insurance and financial assistance that we sent to our repetitive loss areas.**

510 FMP: **Attached is a copy of our floodplain management plan's annual progress report for the action items contained in the plan.** We have included a progress report template for you to use (in the email notification) if you don't have one of your own.

510 FMP: We have provided copies of this progress report to our governing board and local media.

Attachment: Buffalo Grove IL 2023 Recert Packet (signed) (CRS 2023 Annual Recertification)

Community Buffalo Grove, Village of State IL CID 170068

County Cook, Lake

COMMUNITY RATING SYSTEM ANNUAL RECERTIFICATION

Additional Comments:

Attachments:

Repetitive loss area letter (October, 2022)
510 Progress Report update (January 13, 2023)

Attachment: Buffalo Grove IL 2023 Recert Packet (signed) (CRS 2023 Annual Recertification)

CRS Activity 510
Annual Progress Report on Implementation of Credited Plan

Which Plan is this for (use separate templates for each credited Plan):

- ☒ **Floodplain Management Plan (Hazard Mitigation Plan)**
- ☐ **Repetitive Loss Area Analysis**
- ☐ **Floodplain Species Plan**
- ☐ **Substantial Damage Plan**

Name of Community:
Village of Buffalo Grove

Date this Annual Progress Report was prepared (not the date of adoption of the credited Plan): *January 17, 2023*

Name of Plan: *Lake County All Natural Hazards Mitigation Plan (LC ANHMP)*

Date of Adoption of Plan: *September 18, 2017 (note: draft plan update anticipated in Jan. 2023)*

5 Year CRS Expiration Date: *(for ANHMP) May, 2022*
(draft plan update anticipated in January, 2023)

1. How can a copy of the credited Plan be obtained:

   A copy of the Plan is available online at
   https://iema.illinois.gov/content/dam/soi/en/web/iema/recovery/documents/countyplans/plan-lakecounty.pdf.
   Draft plan available online at:
   Not available at time of report preparation. Anticipated in late-January, 2023 at this location: https://www.lakecountyil.gov/3973/Flood-Information-and-Programs

2. Describe how ***this annual progress report*** (not the credited Plan) was prepared and how it was submitted to the governing body, released to the media, and made available to the public:

   The progress made on the All Natural Hazards Mitigation Plan is reviewed in January in tandem with the Village's Critical Incidents/Special Operations/Homeland Security General Order (as prepared by the Village's Police Department) and with input from the Village's Fire Department staff. Public Works staff provide review and assess the overall status of the natural hazards mitigation efforts.

   The annual progress of the ANHMP is included with the next available Village Board meeting (mid-February). Materials are available via the Village's webpage once the Board has had the opportunity to review the plan. Additionally, the Village maintains a Flood Information page (https://www.vbg.org/resident_services/resident_resources/flood_information.php) where this progress report and additional documents and information on the NFIP are maintained. Additional attention is provided via the Village's digital outreach on various social media sites.

3. Provide a description of the implementation of each recommendation or action item in the action plan or area analysis report, including a statement on how the project was implemented or not implemented during the previous year:

The following are supplied Action Items as adopted by the Village of Buffalo Grove and their current status for the 2022 calendar year;

Action Item 1: Plan Adoption Completed *September 18, 2017*

Action Item 2: Participation on the Hazard Mitigation Planning Committee and Plan Monitoring and Maintenance

Police Department continues to participate as appropriate (minimum annually). Public Works staff attended multiple meetings for the Lake County All Natural Hazards Mitigation Plan update: January 26, 2022 Kickoff Meeting followed by coordination/updates/workshop meetings on Feb 23, Mar 23, and Apr 20. Completed and distributed the community hazards survey.

Action Item 3: Incorporate ANHMP into Other County and Municipal Plans

The Village continues to utilize the ANHMP when updating our own emergency plans.

Action Item 4: Continued Implementation of the WDO and NFIP Requirements.

The Village continues to implement requirements of the WDO and NFIP as required.

Action Item 5: Improve Natural Hazards Public Information Efforts with focus on the Promotion of Flood Insurance and How People Can Protect Themselves and Their Property:

The Village has improved their communications outreach to the community. We are continuing to improve our outreach including information about the NFIP and how residents and businesses can protect themselves and their properties.

Action Item 6: Identify Needs and Obtain Alternate Power Sources for Critical Facilities and Shelters

All Fire Stations, Police, Village Hall, Water Stations, Lift Stations and Public Works have alternative power backups. The Village has also taken on three traffic signals with uninterruptable power supply back-up.

Action Item 7: Review of Critical Facilities and Implement of Appropriate Mitigation Measures

Critical facilities are assessed during regular maintenance cycles. The Police Department maintains a list of critical infrastructure in Appendix A of General Order O-05. A annual review of the list is completed by the Administrative Services Lieutenant.

Action Item 8: Improve Capacity of Drainage Systems and/or Provide Additional Storage of Flood Waters

Village staff is continually reviewing opportunities (grants, developments, construction projects) to improve the drainage systems in the Village. In 2022, improvements in conveyance and detention were made in conjunction with the Forest/Glendale improvements project and the Cambridge on the Lakes project.

Action Item 9: Implement Maintenance Programs for Drainage Systems, Including Streambank and Ravine Stabilization Efforts

We have an annual maintenance program for streambanks (there are no ravines in Buffalo Grove) including visual inspection by Sewer and Drainage staff and Forestry staff as appropriate.

Action Item 10: Implement Property Protection Projects for Flood Mitigation

Staff is aware of the need to mitigate flood risks with at-risk properties and is constantly reviewing opportunities to reduce this risk. This year, staff applied for over $6.7M in grant funding for flood mitigation and streambank stabilization projects and studies.

Action Item 12: Identify Wind Mitigation Opportunities for the Protection of Buildings, and to Provide Safe Rooms and Sheltering

There are several storm shelters around the Village including critical facilities.

Action Item 14: Continue Work for NIMS Compliance

The Village of Buffalo Grove is currently NIMS compliant. Staff refiled on November 15, 2022.

Action Item 16: Seek Mitigation Grant Funding for Additional Mitigation Planning and Cost Beneficial Projects

The Village actively seeks out grant funding for various purposes including mitigation planning and implementation projects. This year, staff applied for over $6.7M in grant funding for flood mitigation and streambank stabilization projects and studies.

Action Item 17: Continue Participation or Consider Participation in StormReady.

The Village is a StormReady community with plans to recertify in 2023. The planned recertification was postponed until 2023.

Action Item 18: Improve Emergency Response and Develop Assessment Teams

The Village has Emergency Response Teams and Assessment Teams.

Action Item 19: Enhance Response and Recovery Information Sharing and Collaboration and Identify Additional Training Opportunities

The Village staff annually collaborates with Lake County Emergency Responders planning meetings. The Police Department annually reviews related general orders and conducts online training. Additionally, supervisory staff attends a 4-Day Enhanced All-Hazards Incident Management/Unified Command course hosted by FEMA.

Action Item 24. Develop or Enhance the Community's Snow Removal Plan

The Village reviews snow removal resources annually and updates the Snow and Ice plan accordingly. Winter event responses are tracked in real time and responses are reviewed after each event.

Action Item 25. Utility Tree Trimming

The Village has certified arborists on staff to help plan for and direct tree trimming operations as needed. The Forestry staff recently completed an entire tree trimming cycle of the Village (5.5-yr cycle).

Action Item 26. Sump Pump Disconnects

It is illegal in the Village to connect a sump pump to a sanitary sewer. Additionally, the Village provides alternative "greener" options for residents with sump pumps connected to hard runoff surfaces.

Action Item 27. Conduct Local Drainage Studies

The Village conducts periodic drainage studies and updates prior studies with new information/conditions as necessary.

Action Item 28. Increase Stormwater Detention Capacity

Village staff are always looking for opportunities to improve stormwater detention capacity. In 2022, the Cambridge on the Lakes project included provisions for the expansion of stormwater detention along with utility improvements.

Action Item 29. Investigate Countywide Warning System

Though the Village is currently part of the Northwest Central Joint Emergency Management System, we are investigating additional, more targeted measures locally to better inform our residents and businesses of potential hazards and developing issues affecting their properties.

4. Discuss why any objectives were not reached or why implementation is behind schedule:

Generally, no objectives are not reached or tardy with implementation, however, there are also many items that are ongoing and awaiting the right opportunity to really see hazard mitigation benefit progress. These items need close monitoring to ensure the Village can take advantage of opportunities as they arise. Additionally, new staff needs to be sufficiently trained and informed if they are to continue with ongoing activities of the Plan as they are brought on board.

5. What are the recommendations for new projects or revised recommendations?

The Village of Buffalo Grove, along with other municipalities within Lake County, is in the process of working with Lake County to review and improve the ANHMP. Staff will be sharing experiences and ideas with other municipalities and experts in the field of natural hazard mitigation planning and look forward to implementing necessary items.

The Draft version of the LC ANHMP was not available at the time of this report preparation but is anticipated in early 2023.

VILLAGE OF
BUFFALO GROVE

Engineering Department
Fifty One Raupp Blvd.
Buffalo Grove, IL 60089-2198
Fax 847-537-5845

Darren T. Monico, P.E.
Village Engineer
Phone 847-459-2523
dmonico@vbg.org

October 24, 2022

Dear Buffalo Grove Resident:

The Village of Buffalo Grove has recently entered the Community Rating System (CRS) with the Federal Emergency Management Association (FEMA). As part of the CRS, the Village mails an annual letter to flood prone areas encompassing properties that may have received flood damage more than once. The following are some things you can do to protect yourself and your neighborhood from flood damage:

1. Prepare for flooding by doing the following:
   - Know the flood safety guidance on the last page of this letter.
   - Know how to shut off the electricity and gas to your house when a flood comes.
   - Make a list of emergency numbers and identify a safe place to go to.
   - Make a household inventory, especially of basement contents.
   - Put insurance policies, valuable papers, medicine, etc. in a safe place.
   - Collect and put cleaning supplies, camera, waterproof boots, etc. in a handy place.
   - Develop a disaster response plan – See the Red Cross' website for a copy of the brochure "Your Family Disaster Plan": www.redcross.org/services/disaster/
   - Get a copy of *Repairing Your Flooded Home* from the Red Cross' website, too.

2. Consider some permanent flood protection measures.
   - Mark your fuse or breaker box to show the circuits to the floodable areas. Turning off the power to the basement can reduce property damage and save lives.
   - Consider elevating your house above flood levels.
   - Check your building for water entry points. These can be basement windows, the basement stairwell, doors, and dryer vents. These can be protected with low walls or temporary shields.
   - Install a floor drain plug, standpipe, overhead sewer, or sewer backup valve to prevent sewer backup flooding.
   - More information can be found in *Homeowner's Guide to Retrofitting: Six Ways to Protect Your House from Flooding* at www.fema.gov/sites/default/files/2020-08/FEMA_P-312.pdf
   - Note that some flood protection measures may need a building permit and others may not be safe for your type of building, so be sure to talk to the Building Department.

3. Talk to the Engineering Division for information on financial assistance and National Flood Insurance programs.
   - There are Federal Programs for pre and post flood mitigation programs and for severe repetitive loss properties. Contact us at (847) 459-2523 for more information.
   - Get a flood insurance policy – it will help pay for repairs after a flood and, in some cases, it will help pay the costs of elevating a substantially damaged building.

4. Get a flood insurance policy.
   - Homeowner's insurance policies do not cover damage from floods. However, because the Village participates in the National Flood Insurance Program, you can purchase a separate flood insurance policy. This insurance is backed by the Federal government and is available to everyone, even properties that have been flooded. Because the Village participates in the Community Rating System, you will receive a reduction in the insurance premium.
   - Some people have purchased flood insurance because it was required by the bank when they got a mortgage or home improvement loan. Usually these policies just cover the building's structure and not the contents. There is often more damage to the furniture and contents than there is to the structure. Be sure you have contents coverage.
   - Don't wait for the next flood to buy insurance protection. In most cases, there is a 30-day waiting period before National Flood Insurance Program coverage takes effect.
   - Contact your insurance agent for more information on rates and coverage.

For more information regarding important Buffalo Grove flood information, or if you have any questions, comments or concerns regarding your property or any of the aforementioned information, please do not hesitate to contact me.

Sincerely,

Darren T. Monico, P.E., MPA
Village Engineer

Attachment: 502RL_Repet loss letter October 2022 (CRS 2023 Annual Recertification)

Ordinance No. O-2023-5 : MABAS Agreement Ordinance Revision

Recommendation of Action

Staff recommends approval.

SUMMARY: The Buffalo Grove Fire Department has been a member of the Mutual Aid Box Alarm System (MABAS) since 1989. In 2022, MABAS approved a revised master agreement that addresses the changes in liability and federal funding. It is recommended that the Village Board approve updated Master Agreement.

ATTACHMENTS:

- Board Memo - MABAS Agreement Ordinance (DOCX)
- MABAS Master Agreement (PDF)
- MABAS Ordinance 2023 (DOCX)

Trustee Liaison	**Staff Contact**
Weidenfeld	Mike Baker, Fire

Tuesday, February 21, 2023	

VILLAGE OF

BUFFALO GROVE

MEMORANDUM

DATE: February 9, 2023

TO: Dane Bragg, Village Manager

FROM: Mike Baker, Fire Chief/EMA Director

SUBJECT: Mutual Aid Box Alarm System (MABAS) Master Agreement – Ordinance

RECOMMENDATION

Staff recommends the Village Board approve the Mutual Aid Box Alarm System Master Agreement ordinance as detailed in the Background section of this memorandum.

BACKGROUND

MABAS-IL is the sanctioned organization for coordinating mutual aid responses within the state, deriving its authorities from statute (5 ILCS 220/5) Intergovernmental Cooperation Act. MABAS is an organization that provides the structure for a comprehensive and reliable method of acquiring resources when a local jurisdiction's personnel, equipment and training are unable to effectively mitigate an incident.

The Buffalo Grove Fire Department has been a member of the Mutual Aid Box Alarm System (MABAS) since 1989 when Ordinance 1989 – 42 was adopted, with one other revision in 2014 (Ordinance 2014 – 57) that addressed FEMA reimbursement requirements.

In 2019 MABAS-IL started a complete revision of the 1988 Mutual Aid Box Alarm System Master Agreement to address changes in emergency response, certifications, and liability tort immunity protection, which are especially critical when resources are sent outside of the state of Illinois or received from surrounding states. Other important changes include a single agreement that is to be used by all states and allowing membership by Federal, State and local governments, as well as non-governmental organizations (NGOs). The revisions also align the agreement with the National Incident Management System and Interstate Mutual Aid laws, and provides for third party recovery under spiller pays, technical rescue recovery and patient billing. Finally, the agreement streamlines the process for individual states to participate in the MABAS system through a network of divisions within a state chapter.

ATTACHMENTS

Mutual Aid Box Alarm System Master Agreement
Mutual Aid Box Alarm System Master Agreement Ordinance

MUTUAL AID BOX ALARM SYSTEM
MASTER AGREEMENT

As Approved by the MABAS Executive Board:
October 19, 2022

Attachment: MABAS Master Agreement (O-2023-5 : MABAS Agreement Ordinance Revision)

Table of Contents

SECTION ONE - PURPOSE 4
SECTION TWO – RULES OF CONSTRUCTION AND DEFINITIONS 5
SECTION THREE – AUTHORITY AND ACTION TO EFFECT MUTUAL AID 7
SECTION FOUR – JURISDICTION OVER PERSONNEL AND EQUIPMENT 8
SECTION FIVE – COMPENSATION FOR AID 9
SECTION SIX - INSURANCE 10
SECTION SEVEN - LIABILITY 11
SECTION EIGHT - CHAPTERS 11
SECTION NINE – COUNCIL OF CHAPTER PRESIDENTS 12
SECTION TEN - DIVISIONS 12
SECTION ELEVEN - TERM 13
SECTION TWELVE - MISCELLANEOUS 13
SECTION THIRTEEN - AMENDMENT 14
SECTION FOURTEEN – REVOCATION OF PRIOR AGREEMENTS 15
SECTION FIFTEEN - APPROVAL 15

This Agreement by and among the units of federal, state and local government, and other non-governmental emergency response organizations, subscribed hereto, hereafter referred to as "Units", or "Parties" is made and entered into the date set forth next to the signatures of those authorized to execute this Agreement on behalf of the respective Parties, each Party having approved this Agreement and adopted same pursuant to their state's constitutional and statutory authority and in a manner provided by law. In order to provide efficient and effective management of this Agreement, groups of the Parties may be established as "Chapters" on a state-by-state basis and Chapters may include Parties from adjoining states.

WHEREAS, the Mutual Aid Box Alarm System (MABAS) was formally organized beginning in 1968 in the northwest and western suburbs of Chicago, Illinois to coordinate and automate fire department mutual aid based roughly on the Chicago Fire Department's box alarm system, whereby predetermined resources of personnel and fire equipment were assigned to respond to a specific incident or area; and

WHEREAS, MABAS has grown into a multi-state organization through prearranged mutual aid and dispatch agreements that coordinate responses to emergencies and disasters including fires, emergency medical calls, hazardous material incidents, water related rescues, and technical rescues, and MABAS is designed to facilitate all levels of mutual aid from day-to-day automatic aid responses to major incidents and disasters requiring significant deployment of resources; and

WHEREAS, since the last revision of the master MABAS intergovernmental agreement circa 1988, MABAS has grown exponentially to its current composition of almost 1,200 Illinois Units and 2,200 total Units in Illinois and several nearby States with Units ranging from all-volunteer fire departments to major cities like Chicago, Milwaukee, and St. Louis; and

WHEREAS, the Constitution of the State of Illinois, 1970, Article VII, Section 10, authorizes units of local government to contract or otherwise associate among themselves , with the State, with other States and their units of local government, and with the United States to obtain and share services and to exercise, combine, or transfer any power or function in any manner not prohibited by law or ordinance; and to further contract or otherwise associate with individuals, associations, and corporations in any manner not prohibited by law or ordinance; and to further contract or otherwise associate with individuals, associations, and corporations in any manner not prohibited by law; and

WHEREAS, the Illinois "Intergovernmental Cooperation Act", 5 ILCS 220/1 et seq., provides that any power or powers, privileges or authority exercised, or which may be exercised by a unit of local government may be exercised and enjoyed jointly with any other unit of local government including units of local government from another state; and

WHEREAS, Section 5 of the Illinois "Intergovernmental Cooperation Act", 5 ILCS 220/5, provides that any one or more public agencies may contract with any one or more public agencies to perform any governmental service, activity or undertaking which any of the public agencies entering into the contract is authorized by law to perform, provided that such contract shall be authorized by the governing body of each party to the contract; and

WHEREAS, the Indiana Code at Section 36-1-7 (IC 36-1-7) authorizes an Indiana political subdivision to enter into a mutual aid agreement with political subdivisions of states other than Indiana, provided the agreement contains the necessary terms and conditions set out in IC 36-7-3, is approved by the Indiana Attorney General as required under IC 36-1-7-4, is recorded with the county recorder and filed with the Indiana State Board of Accounts as required under IC 36-1-7-6; and

WHEREAS, for the purposes of Chapter 3 of Indiana Emergency Management and Disaster law, the term "political subdivision" means city, town, township, county, school corporation, library district, local housing authority, public transportation corporation, local building authority, local hospital or corporation, local airport authority or other separate local governmental entity that may sue and be sued. (See IC 10-14-3-6, IC 36-1-2-13, IC 36-1-2-10, IC 36-1-2-11, IC 36-1-2-18); and

WHEREAS, the Indiana Code at Section 10-14-6.5 (IC 10-14-6.5) authorizes the State of Indiana and local units of government to enter into agreements to provide interstate mutual aid for emergency responses that do not rise to the level requiring a state or local declaration of a state of emergency or disaster; and

WHEREAS, Chapter 28E of the State Code of Iowa provides that any powers, privileges or authority exercised or capable of exercise by a public agency of the State of Iowa may be exercised and enjoyed jointly with any public agency of any other state or of the United States to the extent that laws of such other state or of the United States permit such joint exercise or enjoyment (See 28E.3); and

WHEREAS, the State Code of Iowa, in Chapter 28E, authorizes any one or more public agencies to contract with any one or more other public agencies to perform any governmental service, activity, or undertaking which any of the public agencies entering into the contract is

Attachment: MABAS Master Agreement (O-2023-5 : MABAS Agreement Ordinance Revision)

authorized by law to perform, provided that such contract shall be authorized by the governing body of each party to the contract (See 28E.12); and

WHEREAS, for the purposes of Chapter 28E of the State Code of Iowa, the term "public agency" means any political subdivision of the State of Iowa; any agency of Iowa's government or of the United States; and any political subdivision of another state (See 28E.2); and

WHEREAS, the Constitution of the State of Michigan, 1963, Article VII, Section 28, authorizes units of local government to contract as provided by law; and

WHEREAS, the Urban Cooperation Act of 1967, 1967 PA 7, MCL 124.501, *et seq.*, provides that any political subdivision of Michigan or of another state may enter into interlocal agreements for joint exercise of power, privilege, or authority that agencies share in common and might each exercise separately; and

WHEREAS, Minnesota Statute 471.59 authorizes two or more governmental units, by agreement entered into through action of their governing bodies, to jointly or cooperatively exercise any power common to the contracting parties or any similar powers, including those which are the same except for the territorial limits within which they may be exercised; and

WHEREAS, the term "governmental unit" in Minnesota Statute 471.59 includes every city, county, town, school district, and other political subdivision of this or another state; another state; the University of Minnesota; licensed nonprofit hospitals; and any agency of the state of Minnesota or the United States. The term also includes any instrumentality of a governmental unit if that unit has independent policy-making and appropriating authority; and

WHEREAS, Article VI, Section 16 of the Constitution of Missouri and Sections 70.210, 70.320, and 70.220.1, of the Revised Statutes of Missouri, provide that any municipality or political subdivision of the state of Missouri may contract and cooperate with other municipalities or political subdivisions thereof, or with other states or their municipalities or political subdivisions, or with the United States, to provide a common service as provided by law so long as the subject and purpose of such are within the scope of the powers of such municipality or political subdivision; and

WHEREAS, for the purposes of Sections 70.210, 70.320, and 70.220.1 of the Revised Statutes of Missouri, "municipality" means municipal corporations, political corporations, and other public corporations and agencies authorized to exercise governmental functions; and "political subdivision" means counties, townships, cities, towns, villages, school, county library, city library, city-county library, road, drainage, sewer, levee and fire districts, soil and water conservation districts, watershed subdistricts, county hospitals, and any board of control of an art museum, and any other public subdivision or public corporation having the power to tax; and

WHEREAS, Title LV, Section 5502.291 of the Ohio Revised Code authorizes the governor to enter into mutual aid arrangements for reciprocal emergency management aid and assistance with other states and to coordinate mutual aid plans between political subdivisions, between the State of Ohio and other states, or between the State of Ohio and the United States; and

WHEREAS, Sections 66.0301 and 66.0303, Wisconsin Statutes, authorize municipalities to contract with municipalities of another state for the receipt or furnishing of services or the joint exercise of any power or duty required or authorized by statute to the extent that laws of the other state or of the United States permit the joint exercise; and, jointly exercise powers delegated to them and, thereby, to make certain agreements concerning boundary lines between themselves; and

WHEREAS, for the purposes of Subchapter III of Chapter 66 of the Wisconsin Statutes, the term "municipality" includes political subdivisions, which refers to any city, village, town, or county in this state or any city, village, town, county, district, authority, agency, commission, or other similar governmental entity in another state; (See Wis. Stat. 66.0303(1), 66.0304(1)(f)); and

WHEREAS, similar provisions providing for intergovernmental cooperation exist in the other states in which any Party to this Agreement resides, and which provide legal authority for each respective Party to enter into the Agreement; and

WHEREAS, the Parties have determined that it is in their best interests to enter into this Agreement to secure to each the benefits of mutual aid in fire protection, suppression, provision of rescue and emergency medical assistance, hazardous materials control, technical rescue, training and any other emergency support for the protection of life and property in the event of an Emergency, Disaster, or other Serious Threat to Public Health and Safety, and to engage in Training and other preparedness activities in furtherance of the foregoing mutual aid activities; and

NOW, THEREFORE, in consideration of the mutual covenants and understandings set forth in this Agreement, and pursuant to the authority bestowed upon the Parties set forth above, it is agreed by, among and between the Parties as follows:

SECTION ONE - PURPOSE

It is recognized and acknowledged that leveraging collective resources from other Units to provide effective, efficient response to Emergencies, Disasters, or Serious Threats to Public Safety is desired. Further, it is acknowledged that the closest, available Unit(s) that can render aid may be outside of a requesting Unit's or Chapter's jurisdiction. Accordingly, it is the express intent of the

Parties that this agreement be in a standardized form which can be adopted by Units in different States, notwithstanding this Agreement may not specifically cite the applicable current legal authority for a particular State and its member Units to join MABAS, the lack of such citation herein shall not be construed in any manner as an impediment to or prohibition of Units within other States from joining MABAS, it being the express intent of the Parties that each Unit desiring to join MABAS may become additional Parties hereto by adopting this Intergovernmental Agreement without modification; In this fashion by way of this Agreement, the Parties will have created a mutual aid agreement that incorporates emergency response disciplines from federal, state and local governmental units, as well as non-governmental organizations and corporations that provide emergency response functions and services that support the mission of MABAS and its member Units;

SECTION TWO – RULES OF CONSTRUCTION AND DEFINITIONS

1. The language in this Agreement shall be interpreted in accordance with the following rules of construction: (a) The word "may" is permissive and the word "shall" is mandatory; and (b) except where the context reveals the contrary: The singular includes the plural and the plural includes the singular, and the masculine gender includes the feminine and neuter.

2. When the following words in bold font with the first letter in the upper case are used in this Agreement, such words shall have the meanings ascribed to them in this Subsection:
   A. "**Agreement**" means this Master Mutual Aid Box Alarm System Agreement.
   B. "**Aiding Unit**" means any Unit furnishing equipment, Emergency Responders, or Emergency Services to a Requesting Unit under this Agreement.
   C. "**Automatic Mutual Aid**" or "**Auto-Aid**" means the provision of mutual aid through a prearranged plan between Units whereby assistance is provided at the time of dispatch without a specific request from an Incident Commander.
   D. "**Box Alarm**" means a prearranged plan for an Emergency or Disaster that uses a defined process for implementation, dispatch and response.
   E. "**Chapter**" means a group of Divisions, established on a state-by-state basis, and whose members may include Units from other States.
   F. "**Chapter Governing Board**" means the governing body of a Chapter which is composed of a representative of each member Division or Region within a Chapter as provided by the Chapter's Bylaws.

G. "**Chapter President**" means a person elected as the President of each state Chapter;

H. "**Chief Officer**" means the Fire Chief or agency head of a Unit, or a designee of the Unit's Fire Chief or agency head.

I. "**Council of Chapter Presidents**" means the council or board whose members shall be the elected President of each State's Chapter, as set forth in this Agreement.

J. "**Disaster**" means an occurrence or threat of widespread or severe damage, injury, or loss of life or property resulting from a natural or human-made cause, including fire, severe weather event, environmental contamination, utility failure, radiological incident, structural collapse, explosion, transportation accident, hazardous materials incident, epidemic, pandemic, or similar calamity.

K. "**Division**" means geographically associated Units which have been grouped for operational efficiency and representation within a State and may include Units from adjoining States.

L. "**Emergency**" means any occurrence or condition which results in a situation where assistance is requested to supplement local efforts and capabilities to save lives, protect property and protect the public health and safety, or to lessen or avert the threat of a catastrophe or Disaster or other Serious Threat to Public Health and Safety.

M. "**Emergency Responder**" includes any person who is an employee or agent of an Unit. An Emergency Responder includes, without limitation, the following: firefighters (including full time, part time, volunteer, paid-on -call, paid on premises, and contracted personnel, as well as hazardous materials, specialized rescue, extrication, water rescue, and other specialized personnel), emergency medical services personnel, support personnel and authorized members of non-governmental response Units.

N. "**Emergency Services**" means provision of personnel and equipment for fire protection, suppression, provision of rescue and emergency medical services, hazardous materials response, technical rescue and recovery, and any other emergency support for the protection of life and property in the event of an Emergency, Disaster, or other Serious Threat to Public Health and Safety, and includes joint Training for the provision of any such services by the Units.

O. "**Incident Commander**" is the individual responsible for all incident activities, including the development of strategies and tactics and the ordering and the release of resources in the provision of Emergency Services, has overall authority and

responsibility for conducting incident operations, and is responsible for the on-scene management of all incident operations.

P. "**Incident Command System**" means a standardized management system such as the National Incident Management System (NIMS), designed to enable effective and efficient incident management by integrating a combination of facilities, equipment, personnel, procedures, and communications operating within a common organizational structure.

Q. "**MABAS**" means the Mutual Aid Box Alarm System described in the Agreement, and is an intergovernmental agency formed pursuant to the authority of the Illinois Intergovernmental Cooperation Act and similar intergovernmental cooperation authority of other states in which Units reside.

R. "**Mutual Aid**" is assistance from an Aiding Unit to a Requesting Unit as the result of an Emergency or other event and may precede the request for a Box Alarm and includes Automatic Mutual Aid.

S. "**Requesting Unit**" means any Unit requesting assistance of another Unit under this Agreement.

T. "**Serious Threats to Public Health and Safety**" means threats, incidents or planned events of sufficient magnitude that the adequate public safety response requires mutual aid or other assistance.

U. "**Training**" means the instruction and/or assessment of Emergency Services during non-emergency drills and instruction whether in the field or classroom.

V. **"Unit"** (also "Member Unit") means components of federal, state or local government, or other non-governmental emergency response organizations who have become Parties to this Agreement.

SECTION THREE – AUTHORITY AND ACTION TO EFFECT MUTUAL AID

The Parties hereby authorize and direct their respective Chief Officer, or designee, to take reasonably necessary and proper action to render and request Mutual Aid to and from the other Parties to the Agreement, and to participate in Training activities, all in furtherance of effective and efficient provision of Mutual Aid pursuant to this Agreement.

In accordance with a Party's policies and within the authority provided to its Chief Officer, upon an Aiding Unit's receipt of a request from a Requesting Unit for Emergency Services, the Chief

Officer, or the Chief Officer's designee such as the ranking officer on duty, may commit the requested Mutual Aid in the form of equipment, Emergency Responders, and Emergency Services to the assistance of the Requesting Unit. All aid rendered shall be to the extent of available personnel and equipment taking into consideration the resources required for adequate protection of the territorial limits of the Aiding Unit. The decision of the Chief Officer, or designee, of the Aiding Unit as to the personnel and equipment available to render aid, if any, shall be final.

SECTION FOUR – JURISDICTION OVER PERSONNEL AND EQUIPMENT

Emergency Responders dispatched to aid a Requesting Unit pursuant to this Agreement shall, at all times, remain employees or agents of the Aiding Unit, and are entitled to receive any benefits and compensation to which they may otherwise be entitled under the laws, regulations, or ordinances of the United States of America, their respective States, and their respective political subdivisions. This includes, but is not limited to, benefits for pension, relief, disability, death, and workers' compensation. If an Emergency Responder is injured or killed while rendering assistance under this Agreement, benefits shall be afforded in the same manner and on the same terms as if the injury or death were sustained while the Emergency Responder was rendering assistance for or within the Aiding Unit's own jurisdiction.

Emergency Responders of the Aiding Unit will come under the operational control of the Requesting Unit's Incident Commander, or other appropriate authority, until released. The Aiding Unit shall, at all times, have the right to withdraw any and all aid upon the order of its Chief Officer, or designee. The Aiding Unit shall notify the Incident Commander of the extent of any withdrawal, and coordinate the withdrawal to minimize jeopardizing the safety of the operation or other Emergency Responders.

If for any reason an Aiding Unit determines that it cannot respond to a Requesting Unit, the Aiding Unit shall promptly notify the Requesting Unit of the Aiding Unit's inability to respond; however, failure to promptly notify the Requesting Party of such inability to respond shall not be deemed to be noncompliance with the terms of this Section and no liability may be assigned. No liability of any kind shall be attributed to or assumed by a Party, for failure or refusal to render aid, or for withdrawal of aid.

SECTION FIVE – COMPENSATION FOR AID

Nothing herein shall operate to bar any recovery of funds from any third party, state or federal agency under any existing statutes, or other authority. Each Aiding Unit is responsible for the compensation of its Emergency Responders providing Mutual Aid and for any additional costs incurred to ensure its jurisdiction has adequate resources during the rendering of Mutual Aid.

Day-to-day Mutual Aid should remain free of charge and the administrative requirements of reimbursement make it infeasible to charge for day-to-day Mutual Aid. However, the following exceptions may be applied:

1. Third Party Reimbursement - Expenses for Emergency Services recoverable from third parties shall be proportionally distributed to all participating Units by the Unit recovering such payment from a third party. The Unit responsible for seeking payment from a third party shall provide timely notice to Aiding Units of a date by which submission of a request for reimbursement must be received. Reimbursement shall be based on the accurate and timely submission of allowable costs and documentation attributable to the incident by each Aiding Unit. These costs include manpower, use of equipment and materials provided, and damage or loss of equipment. The Unit recovering payment from a third party shall notify Aiding Units that such payment has been made and will reimburse the other Units. If the third-party payment is less than the full amount of all Units' cost submittals, the funds shall be proportionally distributed based on each Unit's submitted costs compared to the total of all costs submitted. Intrastate Emergency Management Agency Tasking - Expenses recoverable related to a response to an emergency or disaster at the request of a state's emergency management agency or authority. Reimbursement shall be based on the accurate and timely submission of allowable costs and documentation attributable to the response by each Aiding Unit. These costs include manpower, use of equipment and materials provided, and damage or loss of equipment. The Unit recovering payment from a state shall notify Aiding Units that such payment has been made and will reimburse the other Units. If the payment is less than the full amount of all Units' cost submittals, the funds shall be proportionally distributed based on each Unit's submitted costs compared to the total of all costs submitted.
2. Interstate Emergency Management Assistance Compact ("EMAC") Response – Expenses recoverable related to a response to an emergency or disaster at the request of a state's emergency management agency or authority to another state. Reimbursement shall be

based on the accurate and timely submission of allowable costs and documentation attributable to the response by each Aiding Unit. These costs include manpower, use of equipment and materials provided, and damage or loss of equipment. If these payments are not made directly to the participating Units, the Unit recovering payment from a state shall notify Aiding Units that such payment has been made and will reimburse the other Units. If the payment is less than the full amount of all Units' cost submittals, the funds shall be proportionally distributed based on each Unit's submitted costs compared to the total of all costs submitted.

3. Emergency Medical Services Billing – Member Units providing Mutual Aid under this Agreement may bill patients for emergency medical services in accordance with applicable federal, state, and local ambulance billing regulations.

SECTION SIX - INSURANCE

Each Party shall procure and maintain, at its sole and exclusive expense, insurance coverage, including comprehensive liability, personal injury, property damage, workers' compensation, auto, and, if applicable, watercraft, aircraft, drones or, emergency medical service professional liability, with minimum policy limits of:

Auto liability: $1,000,000 combined single limit
General Liability: $1,000,000 per occurrence
Emergency Medical Service Professional Liability: $1,000,000 per occurrence
Workers' Compensation: Statutory limits

The obligations of this Section may be satisfied by a Party's membership in a self-insurance pool, a self-insurance plan, or arrangement with an insurance provider approved by the state of jurisdiction. To the extent permitted by governing law of the state in which a Party resides, each Party agrees to waive subrogation rights it may acquire, and to require any insurer to waive subrogation rights they may acquire, by virtue of the payment of claims, suits, or other loss arising out of this Agreement, and shall, as to any insurer, obtain any endorsement necessary to effectuate such waiver of subrogation.

SECTION SEVEN - LIABILITY

Each Party will be solely responsible for the acts of its own governing body, officers, employees, agents, and subcontractors, expressly including, but not limited to, all of its Emergency Responders, the costs associated with those acts, and the defense of those acts. No Party shall be responsible to another Party for any liability or costs arising from the act of an employee or agent of another Party. Each Party hereto shall hold other Parties hereto harmless for any liability or costs arising from the act of an employee or agent of another Party. The Provisions of this Section shall survive the termination of this Agreement by any Party.

Any Party responding under this Agreement to another state shall be considered agents of the Requesting Unit in the other state for tort liability and immunity purposes related to third-party claims to the extent permissible under the laws of both states. Nothing in this Section shall be deemed a waiver by any Party of its right to dispute any claim or assert statutory and common law immunities as to third parties.

SECTION EIGHT - CHAPTERS

For operational efficiency and representation of Units and Divisions, Chapters are hereby created on a state-by-state basis. Chapters shall elect a President to the Council of Chapter Presidents. When a Division forms within a state that does not have a Chapter, that Division will be affiliated with another state Chapter. When three Divisions within a state become organized, a Chapter for that state shall automatically be created, and Divisions within that state shall be transitioned to the new Chapter, unless prohibited by state statute(s).

Chapters shall have their own governing Board selected by the Units, Divisions, or Regions, and shall determine the number and role of Chapter officers. Chapters shall develop bylaws that provide for their governance and operations within the framework of this Agreement and the direction of the Council of Chapter Presidents. Chapters shall maintain authority to establish Divisions or Regions, to the assignment of Units to Divisions or Regions, and to establish emergency response procedures, protocols, resources, and training requirements. Chapters and their Divisions may fix and assess dues, secure appropriate insurance, own and maintain facilities, vehicles, apparatus and equipment, employ and provide benefits for personnel, operate specialized response teams, participate in EMAC activities, enter into agreements with other

governmental and non-governmental entities, and administer the affairs of their Chapter, to facilitate the purposes of MABAS.

SECTION NINE – COUNCIL OF CHAPTER PRESIDENTS

A Council of Chapter Presidents is hereby created that consists of the elected President of each state Chapter. The Council of Chapter Presidents shall facilitate coordination among state Chapters, adopt bylaws for the operation of the Council of Presidents, ensure compliance with this Agreement, recommend common operating procedures and practices, recommend changes to this Agreement, and promote unity to facilitate the purposes of MABAS. MABAS and the Council of Chapter Presidents shall be hosted by the founding Chapter of MABAS, Illinois, and shall be based therein. As the Council is hosted in Illinois, all issues and questions concerning the construction, validity, enforcement and interpretation of this Agreement shall be governed by, and construed in accordance with, the laws of the State of Illinois.

SECTION TEN - DIVISIONS

For operational efficiency and representation of Member Units, Divisions are hereby authorized on a Chapter-by-Chapter basis in accordance with procedures established by their Chapter. When a Division forms within a state that does not have a Chapter, that Division will be affiliated with another state Chapter in accordance with procedures established by that other state's Chapter.

Divisions shall have their own governing Board, shall determine the number and role of Division officers, and shall develop bylaws that govern their operations within the framework of this Agreement and direction of the Chapter and Council of Chapter Presidents. Divisions shall maintain authority to establish emergency response procedures, protocols, resources, and training requirements within the framework of this Agreement and the direction of the Chapter and Council of Chapter Presidents. Divisions may fix and assess dues, secure appropriate insurance, own and maintain facilities, vehicles, apparatus and equipment, employ and provide benefits for personnel, operate specialized response teams, enter into agreements with other governmental and non-governmental entities, and administer the affairs of their Division, to facilitate the purposes of MABAS.

SECTION ELEVEN - TERM

This Agreement shall be in effect for a term of one year from the date of signature hereof and shall automatically renew for successive one-year terms unless terminated in accordance with this Section. Any Party may terminate their participation within this Agreement, at any time, for any reason, or for no reason at all, upon ninety (90) days written notice to the applicable state Chapter. A Unit that terminates this Agreement must return any asset that is owned by, or provided from, a Chapter or its Divisions prior to the termination of the Agreement, unless agreed to otherwise in writing by the Chapter or Division. Costs associated with the recovery or replacement of said asset if it is not voluntarily returned after written notice has been given shall be borne by the departing Unit, including reasonable legal fees.

SECTION TWELVE - MISCELLANEOUS

A. Entire Agreement. This Agreement sets forth the entire agreement between the Parties. The language of this Agreement shall be construed as a whole according to its fair meaning and not construed strictly for or against any Party. By signing this agreement, each of the Parties affirm that they have taken all actions and secured all local approvals necessary to authorize and sign this Agreement.

B. Binding Effect. This Agreement shall be binding upon and inure to the benefit of any successor entity which may assume the obligations of any Party hereto.

C. Severability of Provisions. If a Court of competent jurisdiction finds any provision of this Agreement invalid or unenforceable, then that provision shall be deemed severed from this Agreement. The remainder of this Agreement shall remain in full force.

D. Captions. The captions, headings, and titles in this Agreement are intended for the convenience of the reader and not intended to have any substantive meaning and are not to be interpreted as part of this Agreement.

E. Terminology. All terms and words used in this Agreement, regardless of the numbers or gender in which they are used, are deemed to include any other number and any other gender as the context may require.

F. Recitals. The Recitals shall be considered an integral part of this Agreement.

G. No Third-Party Beneficiaries. Except as expressly provided herein, this Agreement does not create, by implication or otherwise, any direct or indirect obligation, duty, promise, benefit, right of indemnification (i.e., contractual, legal, equitable, or by implication), right of subrogation as to any Party's rights in this Agreement, or any other right of any kind in favor of any individual or legal entity.

H. Counterpart Signatures. This Agreement may be signed in multiple counterparts. The counterparts taken together shall constitute one (1) agreement.

I. Permits and Licenses. Each Party shall be responsible for obtaining and maintaining, throughout the term of this Agreement, licenses, permits, certificates, and governmental authorizations for its employees and/or agents necessary to perform their obligations under this Agreement.

J. No Implied Waiver. Absent a written waiver, no fact, failure, or delay by a Party to pursue or enforce any rights or remedies under this Agreement shall constitute a waiver of those rights with regard to any existing or subsequent breach of this Agreement. No waiver of any term, condition, or provision of this Agreement, whether by conduct or otherwise, in one or more instances shall be deemed or construed as a continuing waiver of any term, condition, or provision of this Agreement. No waiver by either Party shall subsequently affect its right to require strict performance of this Agreement.

K. Notices. Notices given under this Agreement shall be in writing and shall be delivered by one or more of the following processes: personally delivered, sent by express delivery service, certified mail, or first-class U.S. mail postage prepaid to the head of the governing body of the participating agency.

SECTION THIRTEEN - AMENDMENT

An amendment may be proposed by any Party, Division or Chapter, and be presented to the Council of Chapter Presidents for review, comment, and modification. The Council of Chapter Presidents shall, after consideration, recommend final amendatory language to all Parties for adoption and execution. The Agreement may be amended only upon written agreement and approval of the governing bodies of two-thirds (2/3) of the Parties. All Amendments to this Agreement shall comply with the applicable laws of the respective states.

SECTION FOURTEEN – REVOCATION OF PRIOR AGREEMENTS

This Agreement shall replace all prior Mutual Aid Box Alarm System agreements effective at 12:01 a.m. Central Standard Time on January 1, 2024, and in accordance with the laws of their respective states. Any member Unit that has not become a Party to this Agreement by 12:01 a.m. Central Standard Time on January 1, 2024, shall no longer be affiliated with MABAS in any capacity, shall not continue to benefit from its prior association with MABAS, and shall not rely on the MABAS system for emergency responses, until subsequently rejoining MABAS by the adoption of an approving ordinance or resolution and entering into this Agreement, as may be amended from time to time. The effective date for any new Member Unit joining after January 1, 2024, shall be the date set forth next to the signature of that new Member Unit.

Any MABAS owned assets in the possession of a Unit that fails to execute this Agreement shall return said assets to MABAS no later than January 31, 2024. Costs associated with the recovery or replacement of said asset shall be borne by the Unit failing to execute this Agreement, including reasonable legal fees.

SECTION FIFTEEN - APPROVAL

This Agreement may be executed in multiple originals. The undersigned attests that they have the authority to execute this Agreement which has been approved by appropriate ordinance, resolution or authority and is hereby adopted by the _____ _____, (Unit) this ___ day of _____, 202__. A certified copy of approving ordinance, resolution or authority, along with the executed Agreement shall be forwarded to the applicable state Chapter, and a master list of Parties shall be kept by the Council of Chapter Presidents.

By:_____

Title:_____

Attest:_____

Title:_____

ORDINANCE NO. _____

AN ORDINANCE AUTHORIZING AN INTERGOVERNMENTAL AGREEMENT FOR PARTICIPATION IN THE MUTUAL AID BOX ALARM SYSTEM (MABAS MASTER AGREEMENT 2022)

WHEREAS, the Mutual Aid Box Alarm System (MABAS) was organized beginning in 1968 in the northwest and western suburbs of Chicago, Illinois to coordinate and automate fire department mutual aid, based roughly on the Chicago Fire Department's box alarm system of predetermined resources assigned to respond to a specific incident or area. Since 1968, MABAS has grown into a multi-state organization to coordinate responses to fires, emergency medical calls, hazardous material, technical rescue and other emergencies and disasters through prearranged mutual aid and dispatch agreements. The system is designed to facilitate all levels of mutual aid from day-to-day automatic aid responses to major incidents and disasters requiring significant deployment of resources. **MABAS** member Units include the gambit from all-volunteer fire departments to major cities like Chicago, Milwaukee and St. Louis; and

WHEREAS, since the last revision of the master MABAS intergovernmental agreement in about 1988, MABAS has grown exponentially to its current composition of almost 1200 Illinois Units and 2200 total Units in Illinois and several adjoining States; and

WHEREAS, it is the express intent of member Units that the MABAS Agreement be in a form which can be adopted by Units in different States where Units may lawfully enter into agreements providing for their mutual aid and protection. Thus, even if the MABAS Agreement does not specifically cite the applicable current legal authority for a particular State and its member Units, the lack of such citation shall not be construed in any manner as an impediment to or

Attachment: MABAS Ordinance 2023 (O-2023-5 : MABAS Agreement Ordinance Revision)

prohibition of Units from other States from joining MABAS. It is also the express intent of the member Units that all Units adopt this same Intergovernmental Agreement without modification; and

WHEREAS, the Constitution of the State of Illinois, 1970, Article VII, Section 10, authorizes units of local government to contract or otherwise associate among themselves, with the State, with other States and their units of local government, and with the United States to obtain and share services and to exercise, combine, or transfer any power or function in any manner not prohibited by law or ordinance; and to further contract or otherwise associate with individuals, associations, and corporations in any manner not prohibited by law or ordinance; and

WHEREAS, the "Intergovernmental Cooperation Act", 5 ILCS 220/1 et seq., provides that any power or powers, privileges or authority exercised or which may be exercised by a unit of local government may be exercised and enjoyed jointly with any other unit of local government including units of local government from another state; and

WHEREAS, Section 5 of the "Intergovernmental Cooperation Act", 5 ILCS 220/5, provides that any one or more public agencies may contract with any one or more public agencies to perform any governmental service, activity or undertaking which any of the public agencies entering into the contract is authorized by law to perform, provided that such contract shall be authorized by the governing body of each party to the contract; and

WHEREAS, the President and the Board of Trustees of the Village of Buffalo Grove have determined that it is in the best interests of this unit of local government and its residents to enter into a Mutual Aid Box Alarm System Agreement to secure to each the benefits of mutual aid in fire protection, firefighting, rescue, emergency medical services and other activities for the protection of life and property from an emergency or disaster and to provide for communications procedures, training and other necessary functions to further the provision of said protection of life and property from an emergency or disaster.

NOW, THEREFORE, BE IT ORDAINED by the President and the Board of Trustees of the Village of Buffalo Grove, Cook County, Illinois as follows:

SECTION ONE: INCORPORATION OF RECITALS That the recitals set forth above are incorporated here by reference.

SECTION TWO: APPROVAL OF AGREEMENT That the Mutual Aid Box Alarm System Master Agreement, (Approved by the MABAS Executive Board October 19, 2022) is hereby approved, and the Mayor/President and the Clerk/Secretary be and are hereby authorized and directed to execute the Mutual Aid Box Alarm System Master Agreement, a copy of which is attached hereto as Exhibit A and made a part hereof.

SECTION THREE: REPEALER All prior ordinances, resolutions or motions, or parts of ordinances, resolutions, or motions in conflict with any of the provisions of this Ordinance shall be, and the same are hereby repealed to the extent of the conflict.

SECTION FOUR: SEVERABILITY This Ordinance and every provision thereof shall be considered severable. If any section, paragraph, clause, or provision of this Ordinance is declared by a court of law to be invalid or unconstitutional, the invalidity or unconstitutionality thereof shall not affect the validity of any other provisions of this Ordinance.

SECTION FIVE: EFFECTIVE DATE This Ordinance shall be in full force and effect from and after its passage and approval in the manner provided by law.

ADOPTED this 21st day of February, 2023 by a roll call vote as follows:

AYES: _____

NAYS: _____

ABSENT: _____

_____
Village President

ATTEST:

_____
Village Clerk

Attachment: MABAS Ordinance 2023 (O-2023-5 : MABAS Agreement Ordinance Revision)

STATE OF ILLINOIS)
) SS
COUNTY OF_____ _)

SECRETARY/CLERK'S CERTIFICATE

I, _____ ___, the duly qualified and acting Secretary/Clerk of the _____ ___, _____County, Illinois, do hereby certify that attached hereto is a true and correct copy of an Ordinance entitled:

ORDINANCE NO.__ _ _ _

AN ORDINANCE AUTHORIZING AN INTERGOVERNMENTAL AGREEMENT FOR PARTICIPATION IN THE MUTUAL AID BOX ALARM SYSTEM (MABAS MASTER AGREEMENT 2022)

which Ordinance was duly adopted by said Council/Board at a meeting held on the 21st day of February, 2023.

I Do further certify that a quorum of said Council/Board was present at said meeting, and that the Council/Board complied with all the requirements of the Illinois Open Meetings Act and its own policies, rules or regulations concerning the holdings of meetings and the taking of action during meetings.

IN WITNESS WHEREOF, I have hereunto set my hand this 22nd day of February, 2023.

_____
Secretary/Clerk

Ordinance No. O-2023-6 : Ordinance Approving Pavement Striping Purchase through the Suburban Purchasing Cooperative

Recommendation of Action

Staff recommends approval.

SUMMARY: Staff recommends that the Village Board authorize the Village Manager to purchase pavement striping construction services through the Suburban Purchasing Cooperative program in accordance with the Illinois Governmental Joint Purchasing Act (30 ILCS 525/0.01 et seq.) in a total not to exceed amount of $75,000.00.

ATTACHMENTS:

- SPC Memo 2023 Pavement Striping (DOCX)
- SPC Pavement Striping Ordinance 2023 (DOCX)

Trustee Liaison	**Staff Contact**
Smith	Kyle Johnson, Engineering

Tuesday, February 21, 2023	

VILLAGE OF
BUFFALO GROVE

DATE: January 27, 2023

TO: Dane Bragg, Village Manager

FROM: Ted Sianis, P.E., Civil Engineer II

RE: 2023 Pavement Striping Program – SPC Purchase

Recommendation

Staff recommends that the Village Board authorize the Village Manager to purchase pavement marking construction services for the Village's 2023 pavement marking program through the Northwest Municipal Conference Suburban Purchasing Cooperative in accordance with the Illinois Joint Purchasing Act (30 ILCS 525/0.01 et seq.), in a total amount not to exceed $75,000.00 (budgeted amount).

Background Information

A Village wide pavement striping program was deferred last year due to the to the significant increase in pavement striping material pricing and the significant amount of construction work that was underway within the Village. Pavement striping pricing is not declining, and this work cannot continue to be deferred. Staff recommends utilizing the Suburban Purchasing Cooperative pavement striping program to execute this year's budgeted pavement striping program. This program will be paid for with Motor Fuel Tax (MFT) funds.

Attachment: SPC Memo 2023 Pavement Striping (O-2023-6 : 2023 SPC Pavement Striping Construction Services Purchase - Public Works)

ORDINANCE 2023-____

AN ORDINANCE AUTHORIZING THE PURCHASE OF PAVEMENT STRIPING SERVICES FROM SUPERIOR ROAD STRIPING, INC.

WHEREAS, the Village of Buffalo Grove is a home rule unit pursuant to the Illinois Constitution of 1970; and

WHEREAS, the Village is a member of the Northwest Municipal Conference and the Suburban Purchasing Cooperative and

WHEREAS, the Village may make purchases in accordance with Illinois Governmental Joint Purchasing Act (30 ILCS 525/0.01 et seq.)

WHEREAS, the Suburban Purchasing Cooperative engaged in a competitive procurement process to obtain the best value for money.

NOW THEREFORE, BE IT ORDAINED BY THE PRESIDENT AND BOARD OF TRUSTEES OF THE VILLAGE OF BUFFALO GROVE, COOK AND LAKE COUNTIES, ILLINOIS, as follows:

SECTION 1. The foregoing recitals are hereby adopted and incorporated and made a part of this Ordinance as if fully set forth herein.

SECTION 2. The Village Manager is authorized to purchase Thermoplastic & Urethane Lane (pavement) Marking at a price not to exceed $75,000.00 from Superior Road Striping of Melrose Park, IL.

SECTION 3. If any section, paragraph, clause or provision of this Ordinance shall be held invalid, the invalidity thereof shall not affect any other provision of this Ordinance.

SECTION 4. This Ordinance shall be in full force and effect from and after its passage and approval and not be codified.

AYES: _____
NAYES: _____
ABSENT: _____
PASSED: _____, 2023
APPROVED: _____, 2023

APPROVED:

_____
Beverly Sussman, Village President

ATTEST:

_____
Janet Sirabian, Village Clerk

Attachment: SPC Pavement Striping Ordinance 2023 (O-2023-6 : 2023 SPC Pavement Striping Construction Services Purchase - Public Works)

Ordinance No. O-2023-7 : Ordinance Authorizing a Construction Contract with Denler, Inc.

Recommendation of Action

Staff recommends approval.

SUMMARY: The 2023 Crack Sealing Project was bid and the lowest responsible and responsive bidder was Denlar, Inc. Staff recommends approval of the contract to Denlar, Inc. in the amount of $64,512.97, pending Village Attorney review.

ATTACHMENTS:

- Memo T Bragg_Award of Bid_2023 Crack Sealing (DOCX)
- ORD_2023 Cracksealing Project Award (DOCX)
- 4798.056 Bid Recommendation - Cracksealing Project (PDF)
- 4798.056 Bid Tabulation - Cracksealing Project (PDF)
- _4798.056 Contract Specifications - Cracksealing FINAL (PDF)

Trustee Liaison
Smith

Staff Contact
Kyle Johnson, Engineering

Tuesday, February 21, 2023	

VILLAGE OF
BUFFALO GROVE

MEMORANDUM

DATE: February 15, 2023

TO: Dane Bragg, Village Manager

FROM: Kyle Johnson, Assistant Public Works Director

SUBJECT: 2023 Cracksealing Project Award of Bid

Staff Recommendation

Staff recommends that the Village Board award the 2023 Cracksealing Project contract to Denler, Inc. at a price not to exceed $58,648.15 because the firm is the lowest qualified bidder for the work proposed. Due to the size and scope of the project, staff recommends a contingency fund be created and controlled by the Village in the amount of $5,864.82 (10.0% of the project cost). As bids came in above the engineers estimate, Public Works staff will consult with the Village Manager prior to exceeding the low bid price of $58,648.15. This project is funded by Motor Fuel Tax (MFT) funds.

Overview

The 2023 Cracksealing Project was advertised for bids and opened on February 9th, 2023. The project includes routing and filling of cracks that are present or predicted along streets that have been resurfaced in recent years. Cracksealing as a form of early preventative maintenance has proven to significantly extend the life cycle of new payments at low costs.

This project has been budgeted $50,000.00 in MFT funds for 2023. The cracksealing program created was slightly larger than budgeted and the total low bid from Denlar is representative of a larger program. Staff will utilize MFT funds allocated for 2023 pavement marking to make up the difference between budgeted and bid price for cracksealing.

Attached is a copy of the Tabulation of Bids for the program indicating the lowest, qualified bid of $58,648.15 by Denler, Inc. As bids came in slightly above the engineers estimate, Public Works staff will consult with the Village Manager prior to exceeding the low bid price of $58,648.15.

Attachment: Memo T Bragg_Award of Bid_2023 Crack Sealing (O-2023-7 : 2023 Cracksealing Project Award)

ORDINANCE 2023-____

AN ORDINANCE AUTHORIZING A CONSTRUCTION CONTRACT WITH DENLER, INC.

WHEREAS, the Village of Buffalo Grove is a home rule unit pursuant to the Illinois Constitution of 1970; and

WHEREAS, the Village of Buffalo Grove seeks to enter into a Construction Contract with Denler, Inc. for crack routing and sealing of various Village streets,

NOW THEREFORE, BE IT ORDAINED BY THE PRESIDENT AND BOARD OF TRUSTEES OF THE VILLAGE OF BUFFALO GROVE, COOK AND LAKE COUNTIES, ILLINOIS, as follows:

SECTION 1. The foregoing recitals are hereby adopted and incorporated and made a part of this Ordinance as if fully set forth herein.

SECTION 2. The Village Manager is authorized to enter into a Construction Contract with Denler, Inc. for crack routing and sealing of various Village streets at a price not to exceed $64,512.97, pending attorney review.

SECTION 3. If any section, paragraph, clause or provision of this Ordinance shall be held invalid, the invalidity thereof shall not affect any other provision of this Ordinance.

SECTION 4. This Ordinance shall be in full force and effect from and after its passage and approval and shall not be codified.

AYES: _____
NAYES: _____
ABSENT: _____
PASSED: _____, 2023
APPROVED: _____, 2023

APPROVED:

_____
Beverly Sussman, Village President

ATTEST:

_____
Janet Sirabian, Village Clerk

Attachment: ORD_2023 Cracksealing Project Award (O-2023-7 : 2023 Cracksealing Project Award)

GEWALT HAMILTON ASSOCIATES, INC.
CONSULTING ENGINEERS
625 Forest Edge Drive, Vernon Hills, IL 60061
TEL 847.478.9700 ■ FAX 847.478.9701
www.gha-engineers.com

February 10, 2023

Mr. Ted Sianis, PE
Civil Engineer II
Village of Buffalo Grove
51 Raupp Boulevard
Buffalo Grove, Illinois 60089

Re: 2023 Cracksealing Project
VoBG-2023-02
Bid Results and Recommendation for Award

Dear Mr. Sianis:

On Thursday, February 9, 2023, bid proposals for the above referenced project were received, opened, and publicly read aloud via a Microsoft Teams video conference. This project includes crack routing and sealing of the pavement on various street segments throughout the Village limits.

Bid documents were solicited and available to contractors on the Village's website, and bids were received by four (4) contractors. As-read, the bid amounts ranged from $58,648.15 to $76,103.00; the Engineer's Opinion of Probable Cost (EOPC) was $53,316.50. The as-read low bid of $58,648.15 was received from Denler, Inc. of Joliet, Illinois.

Denler, Inc. is an IDOT prequalified firm and has the experience and means to perform the work in accordance with the plans and specifications.

We recommend that the Village Board authorize the award of a construction contract for the 2023 Cracksealing Project to Denler, Inc. in the amount of $58,648.15.

If you have any questions or require additional information regarding the above, please do not hesitate to contact me at (847) 344-5719 or by email at ldeferville@gha-engineers.com.

Sincerely,
GEWALT HAMILTON ASSOCIATES, INC.

Lucas Deferville
Assistant Director of Construction

Encl.: Bid Summary

CC: Tom Wisniewski – Village of Buffalo Grove
Leo Morand, PE – Gewalt Hamilton Associates, Inc.

Attachment: 4798.056 Bid Recommendation - Cracksealing Project (O-2023-7 : 2023 Cracksealing Project Award)

Client: Village of Buffalo Grove
Project: 2023 Cracksealing Project (VoBG-2023-02)
GHA Project No: 4798.056

Project Manager: Leo Morand, PE
Bid Opening Date: 2/9/2023
Bid Opening Location: Virtual

						Apparent Low Bidder		***BID TABULATION***					
				Engineer's Opinion of Probable Cost		*Denler, Inc Joliet, IL*		*Path Construction Company Arlington Heights, IL*		*SKC Construction, Inc West Dundee, IL*		*Freehill Asphalt, Inc Watseka, IL*	
Item No.	**Description**	**Quantity**	**Unit**	**Unit Price**	**Total**	**Unit Price**	**Total**	**Unit Price**	**Total**	**Unit Price**	**Total**	**Unit Price**	**Total**
-	Crack Routing (Pavement) and Filling	36,770.0	LBS	$1.45	$53,316.50	$1.595	$58,648.15	$1.75	$64,347.50	$1.77	$65,082.90	$2.06	$75,746
			Total Bid:		**$53,316.50**		**$58,648.15**		**$64,347.50**		**$65,082.90**		**$75,746.**
												As Read:	*$76,103.*

Notes:
1. Apparent low bidder is shown on this bid tabulation.
2. Errors/Discrepancies on bid forms have been highlighted on this bid tabulation in Yellow.

Illinois Department of Transportation

Local Public Agency Formal Contract Proposal

VoBG-2023-02

COVER SHEET

Proposal Submitted By:

Contractor's Name

Contractor's Address | City | State | Zip Code

STATE OF ILLINOIS

Local Public Agency	County	Section Number
Village of Buffalo Grove	Cook/Lake	23-00000-04-GM

Route(s) (Street/Road Name)	Type of Funds
Various Street Segments	MFT

☒ Proposal Only ☐ Proposal and Plans ☐ Proposal only, plans are separate

Submitted/Approved
For Local Public Agency:

For a County and Road District Project

Submitted/Approved

Highway Commissioner Signature | Date

Submitted/Approved

County Engineer/Superintendent of Highways | Date

For a Municipal Project

Submitted/Approved/Passed

Signature | Date

Official Title

Department of Transportation

Released for bid based on limited review

Regional Engineer Signature | Date

Note: All proposal documents, including Proposal Guaranty Checks or Proposal Bid Bonds, should be stapled together to prevent loss when bids are processed.

Attachment: _4798.056 Contract Specifications - Cracksealing FINAL (O-2023-7 : 2023 Cracksealing Project Award)

Local Public Agency	County	Section Number	Route(s) (Street/Road Name)
Village of Buffalo Grove	Cook	23-00000-04-GM	Various Street Segments

NOTICE TO BIDDERS

Sealed proposals for the project described below will be received at the office of www.vbg.org/bids (Name of Office)

_____ (Address) until 9:30 AM (Time) on 02/09/23 (Date)

Sealed proposals will be opened and read publicly at the office of a live, online meeting hosted by the Village, (Name of Office)

https://bit.ly/3jYSvff (Address) at 9:30 AM (Time) on 02/09/23 (Date)

DESCRIPTION OF WORK

Location	Project Length
Various Locations Within the Village Limits	N/A

Proposed Improvement

This project includes, but is not limited to, the following major work items: crack routing (pavement) and filling; and other associated improvements.

1. Plans and proposal forms will be available in the office of

www.vbg.org/bids
Office of the Purchasing Manager - (847) 459-2500

2. ☒ Prequalification

   If checked, the 2 apparent as read low bidders must file within 24 hours after the letting an "Affidavit of Availability" (Form BC 57) in triplicate, showing all uncompleted contracts awarded to them and all low bids pending award for Federal, State, County, Municipal and private work. One original shall be filed with the Awarding Authority and two originals with the IDOT District Office.

3. The Awarding Authority reserves the right to waive technicalities and to reject any or all proposals as provided in BLRS Special Provision for Bidding Requirements and Conditions for Contract Proposals.

4. The following BLR Forms shall be returned by the bidder to the Awarding Authority:
   a. Local Public Agency Formal Contract Proposal (BLR 12200)
   b. Schedule of Prices (BLR 12201)
   c. Proposal Bid Bond (BLR 12230) (if applicable)
   d. Apprenticeship or Training Program Certification (BLR 12325) (do not use for project with Federal funds.)
   e. Affidavit of Illinois Business Office (BLR 12326) (do not use for project with Federal funds)

5. The quantities appearing in the bid schedule are approximate and are prepared for the comparison of bids. Payment to the Contractor will be made only for the actual quantities of work performed and accepted or materials furnished according to the contract. The scheduled quantities of work to be done and materials to be furnished may be increased, decreased or omitted as hereinafter provided.

6. Submission of a bid shall be conclusive assurance and warranty the bidder has examined the plans and understands all requirements for the performance of work. The bidder will be responsible for all errors in the proposal resulting from failure or neglect to conduct an in depth examination. The Awarding Authority will, in no case, be responsible for any costs, expenses, losses or changes in anticipated profits resulting from such failure or neglect of the bidder.

7. The bidder shall take no advantage of any error or omission in the proposal and advertised contract.

8. If a special envelope is supplied by the Awarding Authority, each proposal should be submitted in that envelope furnished by the Awarding Agency and the blank spaces on the envelope shall be filled in correctly to clearly indicate its contents. When an envelope other than the special one furnished by the Awarding Authority is used, it shall be marked to clearly indicate its contents. When sent by mail, the sealed proposal shall be addressed to the Awarding Authority at the address and in care of the official in whose office the bids are to be received. All proposals shall be filed prior to the time and at the place specified in the Notice to Bidders. Proposals received after the time specified will be returned to the bidder unopened.

9. Permission will be given to a bidder to withdraw a proposal if the bidder makes the request in writing or in person before the time for opening proposals.

Attachment: _4798.056 Contract Specifications - Cracksealing FINAL (O-2023-7 : 2023 Cracksealing Project Award)

Local Public Agency	County	Section Number	Route(s) (Street/Road Name)
Village of Buffalo Grove	Cook	23-00000-04-GM	Various Street Segments

PROPOSAL

1. Proposal of _____
Contractor's Name

_____
Contractor's Address

2. The plans for the proposed work are those prepared by Gewalt Hamilton Associates, Inc. and approved by the Department of Transportation on _____

3. The specifications referred to herein are those prepared by the Department of Transportation and designated as "Standard Specifications for Road and Bridge Construction" and the " Supplemental Specifications and Recurring Special Provisions" thereto, adopted and in effect on the date of invitation for bids.

4. The undersigned agrees to accept, as part of the contract, the applicable Special Provisions indicated on the "Check Sheet for Recurring Special Provisions" contained in this proposal.

5. The undersigned agrees to complete the work within 5 working days or by 05/19/23 unless additional time is granted in accordance with the specifications.

6. The successful bidder at the time of execution of the contract will be required to deposit a contract bond for the full amount of the award. When a contract bond is not required, the proposal guaranty check will be held in lieu thereof. If this proposal is accepted and the undersigned fails to execute a contract and contract bond as required, it is hereby agreed that the Bid Bond of check shall be forfeited to the Awarding Authority.

7. Each pay item should have a unit price and a total price. If no total price is shown or if there is a discrepancy between the products of the unit price multiplied by the quantity, the unit price shall govern. If a unit price is omitted, the total price will be divided by the quantity in order to establish a unit price. A bid may be declared unacceptable if neither a unit price nor a total price is shown.

8. The undersigned submits herewith the schedule of prices on BLR 12201 covering the work to be performed under this contract.

9. The undersigned further agrees that if awarded the contract for the sections contained in the combinations on BLR 12201, the work shall be in accordance with the requirements of each individual proposal for the multiple bid specified in the Schedule for Multiple Bids below.

10. A proposal guaranty in the proper amount, as specified in BLRS Special Provision for Bidding Requirements and Conditions for Contract Proposals, will be required. Bid Bonds will be allowed as a proposal guaranty. Accompanying this proposal is either a bid bond, if allowed, on Department form BLR 12230 or a proposal guaranty check, complying with the specifications, made payable to: _____ Treasurer of Buffalo Grove .
The amount of the check is _____ (_____).

Attach Cashier's Check or Certified Check Here

In the event that one proposal guaranty check is intended to cover two or more bid proposals, the amount must be equal to the sum of the proposal guaranties which would be required for each individual bid proposal. If the proposal guaranty check is placed in another bid proposal, state below where it may be found.

The proposal guaranty check will be found in the bid proposal for: Section Number _____ .

Attachment: _4798.056 Contract Specifications - Cracksealing FINAL (O-2023-7 : 2023 Cracksealing Project Award)

Local Public Agency	County	Section Number	Route(s) (Street/Road Name)
Village of Buffalo Grove	Cook	23-00000-04-GM	Various Street Segments

CONTRACTOR CERTIFICATIONS

The certifications hereinafter made by the bidder are each a material representation of fact upon which reliance is placed should the Department enter into the contract with the bidder.

1. **Debt Delinquency.** The bidder or contractor or subcontractor, respectively, certifies that it is not delinquent in the payment of any tax administered by the Department of Revenue unless the individual or other entity is contesting, in accordance with the procedure established by the appropriate Revenue Act, its liability for the tax or the amount of the tax. Making a false statement voids the contract and allows the Department to recover all amounts paid to the individual or entity under the contract in a civil action.

2. **Bid-Rigging or Bid Rotating**. The bidder or contractor or subcontractor, respectively, certifies that it is not barred from contracting with the Department by reason of a violation of either 720 ILCS 5/33E-3 or 720 ILCS 5/33E-4.

   A violation of section 33E-3 would be represented by a conviction of the crime of bid-rigging which, in addition to Class 3 felony sentencing, provides that any person convicted of this offense, or any similar offense of any state or the United States which contains the same elements as this offense shall be barred for 5 years from the date of conviction from contracting with any unit of State or local government. No corporation shall be barred from contracting with any unit of State or local government as a result of a convictior under this Section of any employee or agent of such corporation if the employee so convicted is no longer employed by the corporation: (1) it has been finally adjudicated not guilty or (2) if it demonstrates to the governmental entity with which it seeks to contract that entity finds that the commission of the offense was neither authorized, requested, commanded, nor performed by a director, officer or a high managerial agent on behalf of the corporation.

   A violation of Section 33E-4 would be represented by a conviction of the crime of bid-rotating which, in addition to Class 2 felony sentencing, provides that any person convicted of this offense or any similar offense of any state or the United States which contains the same elements as this offense shall be permanently barred from contracting with any unit of State of Local government. No corporation shall be barred from contracting with any unit of State or Local government as a result of a conviction under this Section o any employee or agent of such corporation if the employee so convicted is no longer employed by the corporation and: (1) it has been finally adjudicated not guilty or (2) if it demonstrates to the governmental entity with which it seeks to contract and that entity finds that the commission of the offense was neither authorized, requested, commanded, nor performed by a director, officer or a high managerial agent on behalf of the corporation.

3. **Bribery.** The bidder or contractor or subcontractor, respectively, certifies that, it has not been convicted of bribery or attempting to bribe an officer or employee of the State of Illinois or any unit of local government, nor has the firm made an admission of guilt of such conduct which is a matter or record, nor has an official, agent, or employee of the firm committed bribery or attempted bribery on behalf of the firm and pursuant to the direction or authorization of a responsible official of the firm.

4. **Interim Suspension or Suspension.** The bidder or contractor or subcontractor, respectively, certifies that it is not currently under a suspension as defined in Subpart I of Title 44 Subtitle A Chapter III Part 6 of the Illinois Administrative code. Furthermore, if suspended prior to completion of this work, the contract or contracts executed for the completion of this work may be canceled.

Attachment: _4798.056 Contract Specifications - Cracksealing FINAL (O-2023-7 : 2023 Cracksealing Project Award)

Local Public Agency	County	Section Number	Route(s) (Street/Road Name)
Village of Buffalo Grove	Cook	23-00000-04-GM	Various Street Segments

SIGNATURES

(If an individual)

Signature of Bidder | Date

Business Address

City | State | Zip Code

(If a partnership)

Firm Name

Signature | Date

Title

Business Address

City | State | Zip Code

Insert the Names and Addresses of all Partners

(If a corporation)

Corporate Name

Signature | Date

Title

Business Address

City | State | Zip Code

Insert Names of Officers

President

Attachment: _4798.056 Contract Specifications - Cracksealing FINAL (O-2023-7 : 2023 Cracksealing Project Award)

Secretary

Attest:

Secretary

Treasurer

Attachment: _4798.056 Contract Specifications - Cracksealing FINAL (O-2023-7 : 2023 Cracksealing Project Award)

Illinois Department of Transportation

Schedule of Prices

VoBG-2023-02

Contractor's Name

Contractor's Address | City | State | Zip Code

Local Public Agency: Village of Buffalo Grove | County: Cook/Lake | Section Number: 23-00000-04-GM

Route(s) (Street/Road Name): Various Street Segments

Schedule for Multiple Bids

Combination Letter	Section Included in Combinations	Total

Schedule for Single Bid

(For complete information covering these items, see plans and specifications.)

Item Number	Items	Unit	Quantity	Unit Price	Total
-	Crack Routing (Pavement)	LBS	36,770.0		
	and Filling				
				Bidder's Total Proposal	

1. Each pay item should have a unit price and a total price.
2. If no total price is shown or if there is a discrepancy between the product of the unit price multiplied by the quantity, the unit price shall govern.
3. If a unit price is omitted, the total price will be divided by the quantity in order to establish a unit price.
4. A bid may be declared unacceptable if neither a unit price or total price is shown.

Attachment: _4798.056 Contract Specifications - Cracksealing FINAL (O-2023-7 : 2023 Cracksealing Project Award)

Illinois Department of Transportation

Local Public Agency Proposal Bid Bond

VoBG-2023-02

Local Public Agency	County	Section Number
Village of Buffalo Grove	Cook /Lake	23-00000-04-GM

WE, _____ as PRINCIPAL, and _____ as SURETY, are held jointly, severally and firmly bound unto the above Local Public Agency (hereafter referred to as "LPA") in the penal sum of 5% of the total bid price, or for the amount specified in the proposal documents in effect on the date of invitation for bids, whichever is the lesser sum. We bind ourselves, our heirs, executors, administrators, successors, and assigns, jointly pay to the LPA this sum under the conditions of this instrument.

WHEREAS THE CONDITION OF THE FOREGOING OBLIGATION IS SUCH that, the said PRINCIPAL is submitting a written proposal to the LPA acting through its awarding authority for the construction of the work designated as the above section.

THEREFORE if the proposal is accepted and a contract awarded to the PRINCIPAL by the LPA for the above designated section and the PRINCIPAL shall within fifteen (15) days after award enter into a formal contract, furnish surety guaranteeing the faithful performance of the work, and furnish evidence of the required insurance coverage, all as provided in the "Standard Specifications for Roac and Bridge Construction" and applicable Supplemental Specifications, then this obligation shall become void; otherwise it shall remain in full force and effect.

IN THE EVENT the LPA determines the PRINCIPAL has failed to enter into a formal contract in compliance with any requirements set forth in the preceding paragraph, then the LPA acting through its awarding authority shall immediately be entitled to recover the full penal sum set out above, together with all court costs, all attorney fees, and any other expense of recovery.

IN TESTIMONY WHEREOF, the said PRINCIPAL and the said SURETY have caused this instrument to be signed by their respective officers this _____ (Day) of _____ (Month and Year)

Principal

Company Name		Company Name	
Signature	Date	Signature	Date
By:		By:	
Title		Title	

(If Principal is a joint venture of two or more contractors, the company names, and authorized signatures of each contractor must be affixed.)

Surety

Name of Surety	Signature of Attorney-in-Fact	Date
	By:	

STATE OF IL

COUNTY OF

I _____, a Notary Public in and for said county do hereby certify that

_____

(Insert names of individuals signing on behalf of PRINCIPAL & SURETY)

who are each personally known to me to be the same persons whose names are subscribed to the foregoing instrument on behalf of PRINCIPAL and SURETY, appeared before me this day in person and acknowledged respectively, that they signed and delivered said instruments as their free and voluntary act for the uses and purposes therein set forth.

Given under my hand and notarial seal this _____ (Day) day of _____ (Month and Year).

Notary Public Signature

(SEAL)

Date commission expires _____

Attachment: _4798.056 Contract Specifications - Cracksealing FINAL (O-2023-7 : 2023 Cracksealing Project Award)

Local Public Agency	County	Section Number
Village of Buffalo Grove	Cook	23-00000-04-GM

ELECTRONIC BID BOND

☐ **Electronic bid bond is allowed (box must be checked by LPA if electronic bid bond is allowed)**

The Principal may submit an electronic bid bond, in lieu of completing the above section of the Proposal Bid Bond Form. By providing an electronic bid bond ID code and signing below, the Principal is ensuring the identified electronic bid bond has been executed and the Principal and Surety are firmly bound unto the LPA under the conditions of the bid bond as shown above. (If PRINCIPAL is a joint venture of two or more contractors, an electronic bid bond ID code, company/Bidder name title and date must be affixed for each contractor in the venture.)

Electronic Bid Bond ID Code

Company/Bidder Name

Signature

Date

Title

Attachment: _4798.056 Contract Specifications - Cracksealing FINAL (O-2023-7 : 2023 Cracksealing Project Award)

Illinois Department of Transportation

Affidavit of Illinois Business Office

VoBG-2023-02

Local Public Agency	County	Street Name/Road Name	Section Number
Village of Buffalo Grove	Cook/Lake	Various Street Segments	23-00000-04-GM

I, _____ of _____, _____,
Name of Affiant — City of Affiant — State of Affiant
being first duly sworn upon oath, state as follows:

1. That I am the _____ of _____.
Officer or Position — Bidder

2. That I have personal knowledge of the facts herein stated.

3. That, if selected under the proposal described above, _____, will maintain a business office in the
Bidder
State of Illinois, which will be located in _____ County, Illinois.
County

4. That this business office will serve as the primary place of employment for any persons employed in the construction contemplated by this proposal.

5. That this Affidavit is given as a requirement of state law as provided in Section 30-22(8) of the Illinois Procurement Code.

Signature _____ Date _____

Print Name of Affiant _____

Notary Public

State of IL

County _____

Signed (or subscribed or attested) before me on _____ by
(date)

_____, authorized agent(s) of
(name/s of person/s)

_____.
Bidder

Signature of Notary Public _____

(SEAL)

My commission expires _____

Attachment: _4798.056 Contract Specifications - Cracksealing FINAL (O-2023-7 : 2023 Cracksealing Project Award)

Illinois Department of Transportation

Affidavit of Availability

For the Letting of VoBG-2023-02

Bureau of Construction
2300 South Dirksen Parkway/Room 322
Springfield, IL 62764

Instructions: Complete this form by either typing or using black ink. "Authorization to Bid" will not be issued unless both sides of this form are completed in detail. Use additional forms as needed to list all work.

Part I. Work Under Contract

List below all work you have under contract as either a prime contractor or a subcontractor. It is required to include all pending low bids not yet awarded or rejected. In a joint venture, list only that portion of the work which is the responsibility of your company. The uncompleted dollar value is to be based upon the most recent engineer's or owners estimate, and must include work subcontracted to others. If no work is contracted, show NONE.

	1	2	3	4	Awards Pending	Accumulated Totals
Contract Number						
Contract With						
Estimated Completion Date						
Total Contract Price						
Uncompleted Dollar Value if Firm is the Prime Contractor						
Uncompleted Dollar Value if Firm is the Subcontractor						
					Total Value of All Work	

Part II. Awards Pending and Uncompleted Work to be done with your own forces.

List below the uncompleted dollar value of work for each contract and awards pending to be completed with your own forces. All work subcontracted to others will be listed on the reverse of this form. In a joint venture, list only that portion of the work to be done by your company. If no work is contracted, show NONE.

Earthwork						
Portland Cement Concrete Paving						
HMA Plant Mix						
HMA Paving						
Clean & Seal Cracks/Joints						
Aggregate Bases, Surfaces						
Highway, R.R., Waterway Struc.						
Drainage						
Electrical						
Cover and Seal Coats						
Concrete Construction						
Landscaping						
Fencing						
Guardrail						
Painting						
Signing						
Cold Milling, Planning, Rotomilling						
Demolition						
Pavement Markings (Paint)						
Other Construction (List)						
Totals						

Disclosure of this information is REQUIRED to accomplish the statutory purpose as outlined in the "Illinois Procurement Code." Failure to comply will result in non-issuance of an "Authorization To Bid." This form has been approved by the State Forms Management Center.

Attachment: _4798.056 Contract Specifications - Cracksealing FINAL (O-2023-7 : 2023 Cracksealing Project Award)

Part III. Work Subcontracted to Others.

For each contract described in Part I, list all the work you have subcontracted to others.

	1	2	3	4	Awards Pending
Subcontractor					
Type of Work					
Subcontract Price					
Amount Uncompleted					
Subcontractor					
Type of Work					
Subcontract Price					
Amount Uncompleted					
Subcontractor					
Type of Work					
Subcontract Price					
Amount Uncompleted					
Subcontractor					
Type of Work					
Subcontract Price					
Amount Uncompleted					
Subcontractor					
Type of Work					
Subcontract Price					
Amount Uncompleted					
Total Uncompleted					

Notary

I, being duly sworn, do hereby declare this affidavit is a true and correct statement relating to ALL uncompleted contracts of the undersigned for Federal, State, County, City and private work, including ALL subcontract work, ALL pending low bids not yet awarded or rejected and ALL estimated completion dates.

Officer or Director

Title

Signature

Date

Company

Address

City

State

Zip Code

Subscribed and sworn to before me

this _____ day of _____ , _____

_____

(Signature of Notary Public)

My commission expires _____

(Notary Seal)

☐ Add pages for additional contracts

Attachment: _4798.056 Contract Specifications - Cracksealing FINAL (O-2023-7 : 2023 Cracksealing Project Award)

Illinois Department of Transportation

Affidavit of Availability

For the Letting of

Bureau of Construction
2300 South Dirksen Parkway/Room 322
Springfield, IL 62764

Instructions: Complete this form by either typing or using black ink. "Authorization to Bid" will not be issued unless both sides of this form are completed in detail. Use additional forms as needed to list all work.

Part I. Work Under Contract

List below all work you have under contract as either a prime contractor or a subcontractor. It is required to include all pending low bids not yet awarded or rejected. In a joint venture, list only that portion of the work which is the responsibility of your company. The uncompleted dollar value is to be based upon the most recent engineer's or owners estimate, and must include work subcontracted to others. If no work is contracted, show NONE.

	1	2	3	4	Awards Pending	Accumulated Totals
Contract Number						
Contract With						
Estimated Completion Date						
Total Contract Price						
Uncompleted Dollar Value if Firm is the Prime Contractor						
Uncompleted Dollar Value if Firm is the Subcontractor						
					Total Value of All Work	

Part II. Awards Pending and Uncompleted Work to be done with your own forces.

List below the uncompleted dollar value of work for each contract and awards pending to be completed with your own forces. All work subcontracted to others will be listed on the reverse of this form. In a joint venture, list only that portion of the work to be done by your company. If no work is contracted, show NONE.

Earthwork						
Portland Cement Concrete Paving						
HMA Plant Mix						
HMA Paving						
Clean & Seal Cracks/Joints						
Aggregate Bases, Surfaces						
Highway, R.R., Waterway Struc.						
Drainage						
Electrical						
Cover and Seal Coats						
Concrete Construction						
Landscaping						
Fencing						
Guardrail						
Painting						
Signing						
Cold Milling, Planning, Rotomilling						
Demolition						
Pavement Markings (Paint)						
Other Construction (List)						
Totals						

Disclosure of this information is REQUIRED to accomplish the statutory purpose as outlined in the "Illinois Procurement Code." Failure to comply will result in non-issuance of an "Authorization To Bid." This form has been approved by the State Forms Management Center.

Attachment: _4798.056 Contract Specifications - Cracksealing FINAL (O-2023-7 : 2023 Cracksealing Project Award)

Part III. Work Subcontracted to Others.

For each contract described in Part I, list all the work you have subcontracted to others.

	2	3	4	Awards Pending	1
Subcontractor					
Type of Work					
Subcontract Price					
Amount Uncompleted					
Subcontractor					
Type of Work					
Subcontract Price					
Amount Uncompleted					
Subcontractor					
Type of Work					
Subcontract Price					
Amount Uncompleted					
Subcontractor					
Type of Work					
Subcontract Price					
Amount Uncompleted					
Subcontractor					
Type of Work					
Subcontract Price					
Amount Uncompleted					
Total Uncompleted					

Notary

I, being duly sworn, do hereby declare this affidavit is a true and correct statement relating to ALL uncompleted contracts of the undersigned for Federal, State, County, City and private work, including ALL subcontract work, ALL pending low bids not yet awarded or rejected and ALL estimated completion dates.

Officer or Director

Title

Signature

Date

Company

Address

City

State

Zip Code

Subscribed and sworn to before me

this _____ day of _____ , _____

_____

(Signature of Notary Public)

My commission expires _____

(Notary Seal)

☐ Add pages for additional contracts

Attachment: _4798.056 Contract Specifications - Cracksealing FINAL (O-2023-7 : 2023 Cracksealing Project Award)

Illinois Department of Transportation

Affidavit of Availability

For the Letting of

Bureau of Construction
2300 South Dirksen Parkway/Room 322
Springfield, IL 62764

Instructions: Complete this form by either typing or using black ink. "Authorization to Bid" will not be issued unless both sides of this form are completed in detail. Use additional forms as needed to list all work.

Part I. Work Under Contract

List below all work you have under contract as either a prime contractor or a subcontractor. It is required to include all pending low bids not yet awarded or rejected. In a joint venture, list only that portion of the work which is the responsibility of your company. The uncompleted dollar value is to be based upon the most recent engineer's or owners estimate, and must include work subcontracted to others. If no work is contracted, show NONE.

	1	2	3	4	Awards Pending	Accumulated Totals
Contract Number						
Contract With						
Estimated Completion Date						
Total Contract Price						
Uncompleted Dollar Value if Firm is the Prime Contractor						
Uncompleted Dollar Value if Firm is the Subcontractor						
					Total Value of All Work	

Part II. Awards Pending and Uncompleted Work to be done with your own forces.

List below the uncompleted dollar value of work for each contract and awards pending to be completed with your own forces. All work subcontracted to others will be listed on the reverse of this form. In a joint venture, list only that portion of the work to be done by your company. If no work is contracted, show NONE.

Earthwork						
Portland Cement Concrete Paving						
HMA Plant Mix						
HMA Paving						
Clean & Seal Cracks/Joints						
Aggregate Bases, Surfaces						
Highway, R.R., Waterway Struc.						
Drainage						
Electrical						
Cover and Seal Coats						
Concrete Construction						
Landscaping						
Fencing						
Guardrail						
Painting						
Signing						
Cold Milling, Planning, Rotomilling						
Demolition						
Pavement Markings (Paint)						
Other Construction (List)						
Totals						

Disclosure of this information is REQUIRED to accomplish the statutory purpose as outlined in the "Illinois Procurement Code." Failure to comply will result in non-issuance of an "Authorization To Bid." This form has been approved by the State Forms Management Center.

Attachment: _4798.056 Contract Specifications - Cracksealing FINAL (O-2023-7 : 2023 Cracksealing Project Award)

Part III. Work Subcontracted to Others.

For each contract described in Part I, list all the work you have subcontracted to others.

	1	2	3	4	Awards Pending
Subcontractor					
Type of Work					
Subcontract Price					
Amount Uncompleted					
Subcontractor					
Type of Work					
Subcontract Price					
Amount Uncompleted					
Subcontractor					
Type of Work					
Subcontract Price					
Amount Uncompleted					
Subcontractor					
Type of Work					
Subcontract Price					
Amount Uncompleted					
Subcontractor					
Type of Work					
Subcontract Price					
Amount Uncompleted					
Total Uncompleted					

Notary

I, being duly sworn, do hereby declare this affidavit is a true and correct statement relating to ALL uncompleted contracts of the undersigned for Federal, State, County, City and private work, including ALL subcontract work, ALL pending low bids not yet awarded or rejected and ALL estimated completion dates.

Officer or Director

Title

Signature

Date

Company

Address

City

State

Zip Code

Subscribed and sworn to before me

this _____ day of _____ , _____

_____

(Signature of Notary Public)

My commission expires _____

(Notary Seal)

☐ Add pages for additional contracts

Attachment: _4798.056 Contract Specifications - Cracksealing FINAL (O-2023-7 : 2023 Cracksealing Project Award)

Illinois Department of Transportation

Affidavit of Availability

For the Letting of

Bureau of Construction
2300 South Dirksen Parkway/Room 322
Springfield, IL 62764

Instructions: Complete this form by either typing or using black ink. "Authorization to Bid" will not be issued unless both sides of this form are completed in detail. Use additional forms as needed to list all work.

Part I. Work Under Contract

List below all work you have under contract as either a prime contractor or a subcontractor. It is required to include all pending low bids not yet awarded or rejected. In a joint venture, list only that portion of the work which is the responsibility of your company. The uncompleted dollar value is to be based upon the most recent engineer's or owners estimate, and must include work subcontracted to others. If no work is contracted, show NONE.

	1	2	3	4	Awards Pending	Accumulated Totals
Contract Number						
Contract With						
Estimated Completion Date						
Total Contract Price						
Uncompleted Dollar Value if Firm is the Prime Contractor						
Uncompleted Dollar Value if Firm is the Subcontractor						
					Total Value of All Work	

Part II. Awards Pending and Uncompleted Work to be done with your own forces.

List below the uncompleted dollar value of work for each contract and awards pending to be completed with your own forces. All work subcontracted to others will be listed on the reverse of this form. In a joint venture, list only that portion of the work to be done by your company. If no work is contracted, show NONE.

Earthwork						
Portland Cement Concrete Paving						
HMA Plant Mix						
HMA Paving						
Clean & Seal Cracks/Joints						
Aggregate Bases, Surfaces						
Highway, R.R., Waterway Struc.						
Drainage						
Electrical						
Cover and Seal Coats						
Concrete Construction						
Landscaping						
Fencing						
Guardrail						
Painting						
Signing						
Cold Milling, Planning, Rotomilling						
Demolition						
Pavement Markings (Paint)						
Other Construction (List)						
Totals						

Disclosure of this information is REQUIRED to accomplish the statutory purpose as outlined in the "Illinois Procurement Code." Failure to comply will result in non-issuance of an "Authorization To Bid." This form has been approved by the State Forms Management Center.

Attachment: _4798.056 Contract Specifications - Cracksealing FINAL (O-2023-7 : 2023 Cracksealing Project Award)

Part III. Work Subcontracted to Others.

For each contract described in Part I, list all the work you have subcontracted to others.

	1	2	3	4	Awards Pending
Subcontractor					
Type of Work					
Subcontract Price					
Amount Uncompleted					
Subcontractor					
Type of Work					
Subcontract Price					
Amount Uncompleted					
Subcontractor					
Type of Work					
Subcontract Price					
Amount Uncompleted					
Subcontractor					
Type of Work					
Subcontract Price					
Amount Uncompleted					
Subcontractor					
Type of Work					
Subcontract Price					
Amount Uncompleted					
Total Uncompleted					

Notary

I, being duly sworn, do hereby declare this affidavit is a true and correct statement relating to ALL uncompleted contracts of the undersigned for Federal, State, County, City and private work, including ALL subcontract work, ALL pending low bids not yet awarded or rejected and ALL estimated completion dates.

Officer or Director

Title

Signature

Date

Company

Address

City

State

Zip Code

Subscribed and sworn to before me

this _____ day of _____ , _____

_____

(Signature of Notary Public)

My commission expires _____

(Notary Seal)

☐ Add pages for additional contracts

Attachment: _4798.056 Contract Specifications - Cracksealing FINAL (O-2023-7 : 2023 Cracksealing Project Award)

Illinois Department of Transportation

Affidavit of Availability

For the Letting of

Bureau of Construction
2300 South Dirksen Parkway/Room 322
Springfield, IL 62764

Instructions: Complete this form by either typing or using black ink. "Authorization to Bid" will not be issued unless both sides of this form are completed in detail. Use additional forms as needed to list all work.

Part I. Work Under Contract

List below all work you have under contract as either a prime contractor or a subcontractor. It is required to include all pending low bids not yet awarded or rejected. In a joint venture, list only that portion of the work which is the responsibility of your company. The uncompleted dollar value is to be based upon the most recent engineer's or owners estimate, and must include work subcontracted to others. If no work is contracted, show NONE.

	1	2	3	4	Awards Pending	Accumulated Totals
Contract Number						
Contract With						
Estimated Completion Date						
Total Contract Price						
Uncompleted Dollar Value if Firm is the Prime Contractor						
Uncompleted Dollar Value if Firm is the Subcontractor						
					Total Value of All Work	

Part II. Awards Pending and Uncompleted Work to be done with your own forces.

List below the uncompleted dollar value of work for each contract and awards pending to be completed with your own forces. All work subcontracted to others will be listed on the reverse of this form. In a joint venture, list only that portion of the work to be done by your company. If no work is contracted, show NONE.

Earthwork						
Portland Cement Concrete Paving						
HMA Plant Mix						
HMA Paving						
Clean & Seal Cracks/Joints						
Aggregate Bases, Surfaces						
Highway, R.R., Waterway Struc.						
Drainage						
Electrical						
Cover and Seal Coats						
Concrete Construction						
Landscaping						
Fencing						
Guardrail						
Painting						
Signing						
Cold Milling, Planning, Rotomilling						
Demolition						
Pavement Markings (Paint)						
Other Construction (List)						
Totals						

Disclosure of this information is REQUIRED to accomplish the statutory purpose as outlined in the "Illinois Procurement Code." Failure to comply will result in non-issuance of an "Authorization To Bid." This form has been approved by the State Forms Management Center.

Attachment: _4798.056 Contract Specifications - Cracksealing FINAL (O-2023-7 : 2023 Cracksealing Project Award)

Part III. Work Subcontracted to Others.

For each contract described in Part I, list all the work you have subcontracted to others.

	1	2	3	4	Awards Pending
Subcontractor					
Type of Work					
Subcontract Price					
Amount Uncompleted					
Subcontractor					
Type of Work					
Subcontract Price					
Amount Uncompleted					
Subcontractor					
Type of Work					
Subcontract Price					
Amount Uncompleted					
Subcontractor					
Type of Work					
Subcontract Price					
Amount Uncompleted					
Subcontractor					
Type of Work					
Subcontract Price					
Amount Uncompleted					
Total Uncompleted					

Notary

I, being duly sworn, do hereby declare this affidavit is a true and correct statement relating to ALL uncompleted contracts of the undersigned for Federal, State, County, City and private work, including ALL subcontract work, ALL pending low bids not yet awarded or rejected and ALL estimated completion dates.

Officer or Director

Title

Signature

Date

Company

Address

City

State

Zip Code

Subscribed and sworn to before me

this _____ day of _____ , _____

_____

(Signature of Notary Public)

My commission expires _____

(Notary Seal)

Attachment: _4798.056 Contract Specifications - Cracksealing FINAL (O-2023-7 : 2023 Cracksealing Project Award)

EXHIBIT A - PUBLIC CONTRACT STATEMENT

This Public Contract Statement (the "**Contract Statement**") has been executed by the below supplier, Contractor or vendor (collectively the "**Contractor**") in order for the Village of Buffalo Grove to obtain certain information necessary prior to awarding a public contract. The Contract Statement shall be executed and notarized and submitted as part of the Bid Proposal.

CERTIFICATION OF CONTRACTOR/BIDDER

In order to comply with 720 Illinois Compiled Statutes 5/33 E-1 et seq., the Village of Buffalo Grove requires the following certification be acknowledged:

> The Contractor certifies that it is not barred from bidding or supplying any goods, services or construction let by the Village of Buffalo Grove with or without bid, due to any violation of either Section 5/33 E-3 or 5/33 E-4 of Article 33E, Public Contracts, of the Chapter 720 of the Illinois Compiled Statutes, as amended. This act relates to interference with public contracting, bid rigging and rotating, kickbacks, and bidding.

CERTIFICATION RELATIVE TO 65 ILCS 5/11-42.1.1

In order to comply with 65 Illinois Complied Statutes 5/11-42.1.1, the Village of Buffalo Grove requires the following certification:

> The Contractor does hereby swear and affirm that it is not delinquent in the payment of any tax administered by the Illinois Department of Revenue unless it is contesting such tax in accordance with the procedures established by the appropriate revenue act, its liability for the tax or the amount of the tax. The undersigned further understands that making a false statement herein: (1) is a Class A misdemeanor, and (2) voids the contract and allows the Village to recover all amounts paid to it under the contract.

CONFLICT OF INTEREST

The Village of Buffalo Grove Municipal Code requires the following verification relative to conflict of interest and compliance with general ethics requirements of the Village:

> The Contractor represents and warrants to the Village of Buffalo Grove as a term and condition of acceptance of their Bid Proposal that none of the following Village officials is either an officer or director of Contractor nor owns five percent (5%) or more of the Contractor: the Village President, the members of the Village Board of Trustees, the Village Clerk, the Village Treasurer, the members of the Zoning Board of Appeals and the Plan Commission, the Village Manager and his/her Assistant, or the heads of the various departments within the Village.

If the foregoing representation and warranty is inaccurate, state the name of the Village official who either is an officer or director of your business entity or owns five percent (5%) or more thereof: _____.

IN WITNESS WHEREOF, the below Contractor has signed and sealed this Contract Statement as of this ____ day of _____, 20___.

_____
Print Name of Contractor

_____
Signature

_____
Print Title

Given under my hand and official seal, this _____ day of _____, 20___.

_____
Notary Public

Attachment: _4798.056 Contract Specifications - Cracksealing FINAL (O-2023-7 : 2023 Cracksealing Project Award)

Attachment: _4798.056 Contract Specifications - Cracksealing FINAL (O-2023-7 : 2023 Cracksealing Project Award)

&UDFNVHDOLQJ 3U M

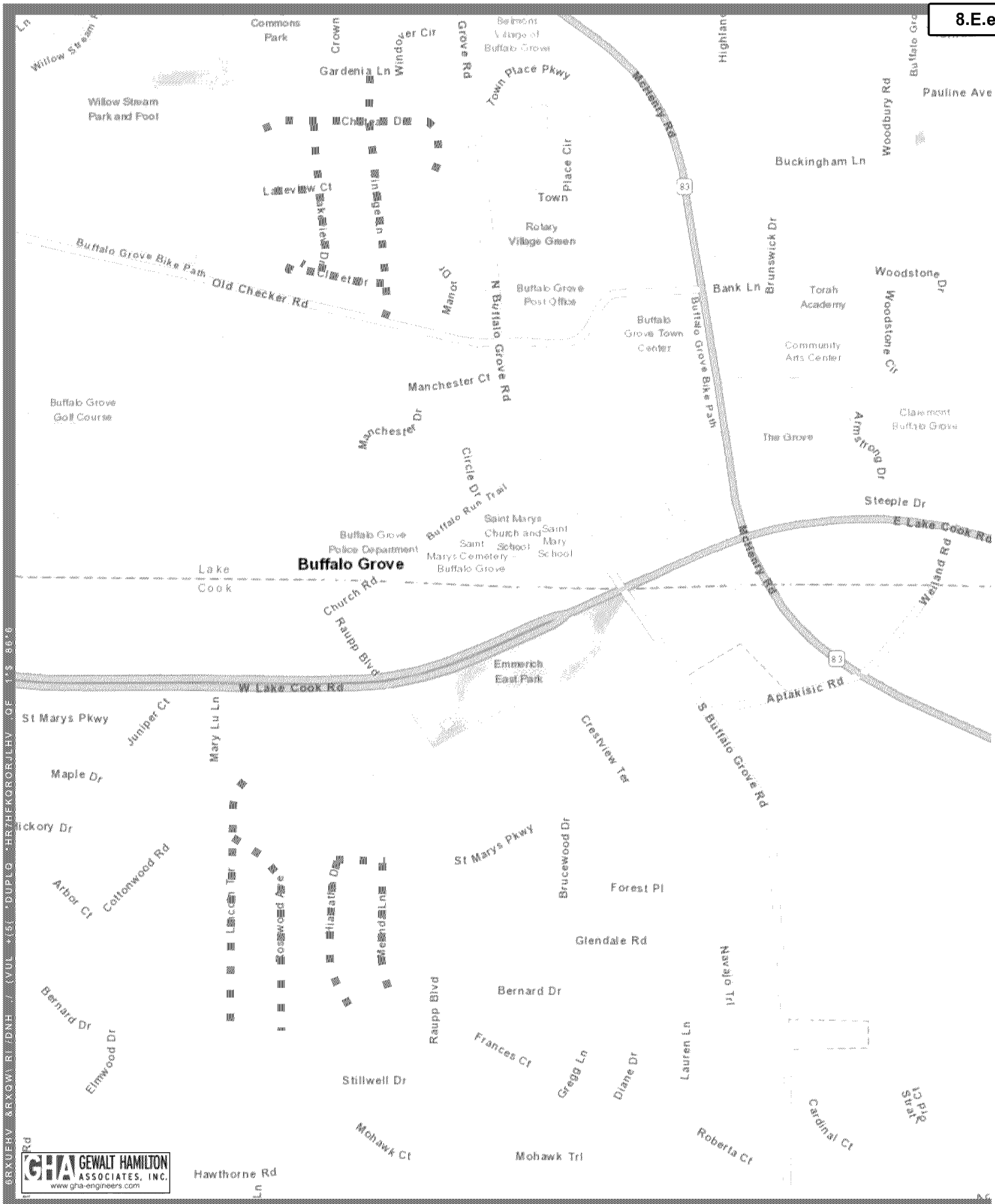

N

LQ IW

&UDFNVHDOLQJ 3U M

Attachment: _4798.056 Contract Specifications - Cracksealing FINAL (O-2023-7 : 2023 Cracksealing Project Award)

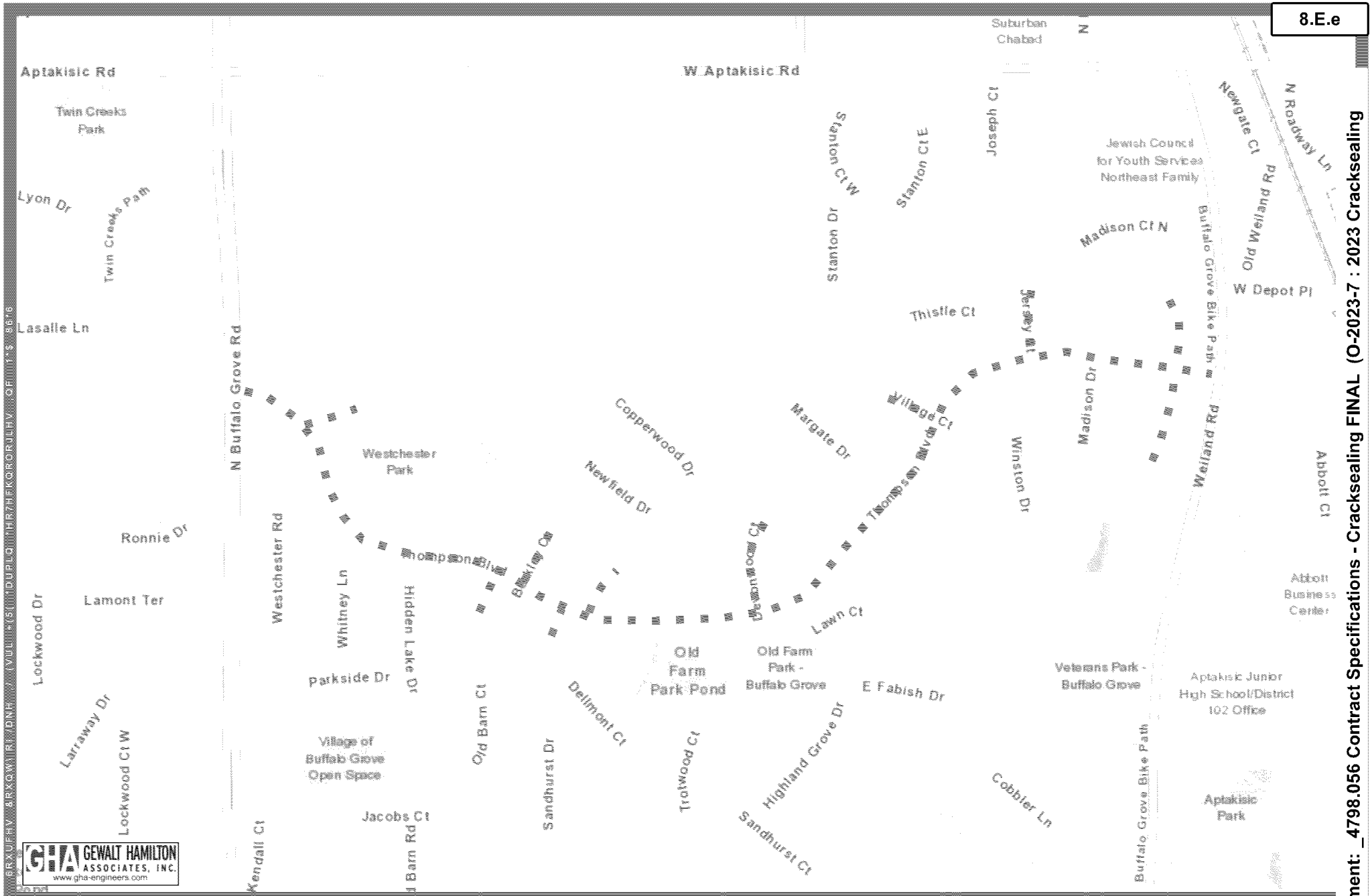

&UDFNVHDOLQJ 3U

LQ IW

Attachment: _4798.056 Contract Specifications - Cracksealing FINAL (O-2023-7 : 2023 Cracksealing

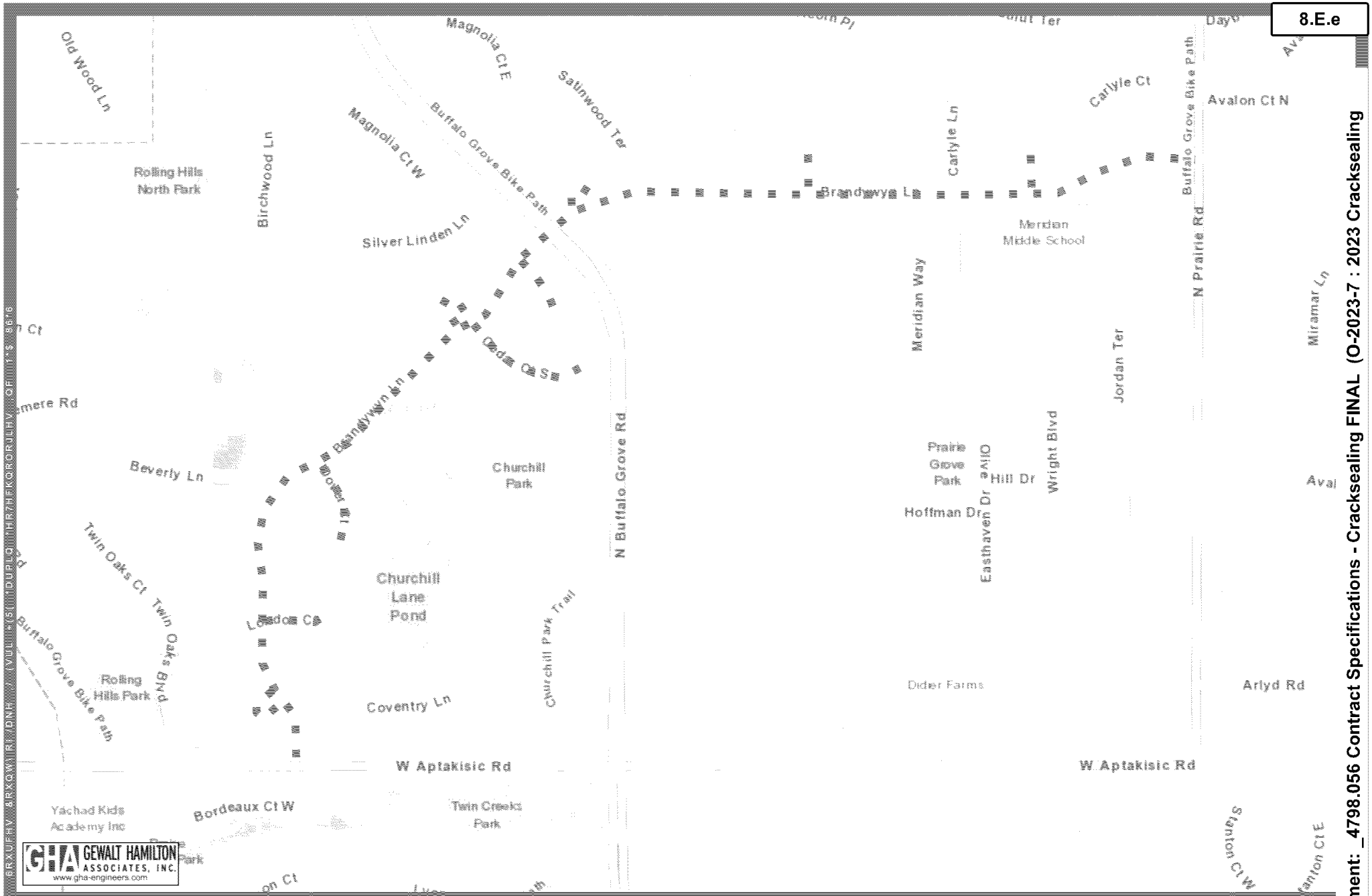

&UDFNVHDOLQJ 3U M

9R%*

Village of Buffalo Grove
2023 Cracksealing Project
Section #: 23-00000-04-GM

Description of Work
2023 Cracksealing Project
Village of Buffalo Grove

The following is a list of streets including limits, and a brief description of work:

Street	From/To
Cambridge Court	University Dr to South End
Cambridge Drive	Dundee Rd to University Dr
Anthony Road	Anthony Ct to Village Limits
University Court	Cambridge Dr to East End
Lincoln Terrace	St Mary's Pkwy to Bernard Dr
Rosewood Avenue	Lincoln Terr to Bernard Dr
Hiawatha Drive	St Mary's Pkwy to Bernard Dr
Melinda Lane	St Mary's Pkwy to Bernard Dr
St Mary's Parkway	Hiawatha Dr to Melinda Ln
Vintage Lane	Gardenai Ln to Old Checker Rd
Lakeview Drive	Chateau Dr to Claret Dr
Claret Drive	West End to Vintage Ln
Lakeview Court	West End to Lakeview Dr
Chateau Drive	West End to Vintage Ln
Chateau Drive	Vintage Ln to East End
Thompson Boulevard	Buffalo Grove Rd to Weiland Rd
Rolling Hills Court	Thompson Blvd to East End
Euclid Court	Thompson Blvd to South End
Berkley Court	North End to Thompson Blvd
Thompson Court	Thompson Blvd to South End
Crossfield Court	North End to Thompson Blvd
Devonwood Court	North End to Thompson Blvd
Village Court	West End to Thompson Blvd
Jersey Court	North End to Thompson Blvd
Quaker Hollow Court (North)	North End to Thompson Blvd
Quaker Hollow Court (South)	Thompson Blvd to South End
Brandywyn Lane	Aptakisic Rd to Buffalo Grove Rd
London Court	Brandywyn Ln to East End
Dover Court	Brandywyn Ln to South End
Cedar Court North	North End to Brandywyn Ln
Cedar Court South	Brandywyn Ln to South End
English Oak Terrace	Brandywyn Ln to South End
Brandywyn Lane	Buffalo Grove Rd to Prairie Rd
Ironwood Court	North End to Brandywyn Ln
Unnamed Court	North End to Brandywyn Ln

The above street segments will include crack routing and filling along the edge of pavement and cold joints, and other associated improvements.

Attachment: _4798.056 Contract Specifications - Cracksealing FINAL (O-2023-7 : 2023 Cracksealing Project Award)

SUMMARY OF QUANTITIES

SP	ITEM NO	DESCRIPTION	UNIT	QUANTITY	Cambridge Court	Cambridge Drive	Anthony Road	University Court	Lincoln Terrace
*	-	Crack Routing (Pavement) and Filling	LBS	36,770	420.0	2,520.0	1,300.0	1,030.0	1,530

* Special Provision Required

SUMMARY OF QUANTITIES

SP	ITEM NO	DESCRIPTION	UNIT	QUANTITY	Rosewood Avenue	Hiawatha Drive	Melinda Lane	St. Mary's Parkway	Vintage Lane
*	-	Crack Routing (Pavement) and Filling	LBS	36,770	1,290.0	970.0	810.0	310.0	1,530

* Special Provision Required

Attachment: _4798.056 Contract Specifications - Cracksealing FINAL (O-2023-7 : 2023 Cracksealing

SUMMARY OF QUANTITIES

SP	ITEM NO	DESCRIPTION	UNIT	QUANTITY	Lakeview Drive	Claret Drive	Lakeview Court	Chateau Drive	Chateau Drive
*	-	Crack Routing (Pavement) and Filling	LBS	36,770	910.0	720.0	390.0	1,380.0	860

* Special Provision Required

SUMMARY OF QUANTITIES

SP	ITEM NO	DESCRIPTION	UNIT	QUANTITY	Thompson Boulevard	Rolling Hills Court	Euclid Court	Berkley Court	Thompson Court
*	-	Crack Routing (Pavement) and Filling	LBS	36,770	6,040.0	380.0	360.0	450.0	280

* Special Provision Required

SUMMARY OF QUANTITIES

SP	ITEM NO	DESCRIPTION	UNIT	QUANTITY	Crossfield Court	Devonwood Court	Village Court	Jersey Court	aker Hollow Court (N
*	-	Crack Routing (Pavement) and Filling	LBS	36,770	390.0	600.0	400.0	450.0	480

* Special Provision Required

SUMMARY OF QUANTITIES

SP	ITEM NO	DESCRIPTION	UNIT	QUANTITY	aker Hollow Court (Sou	Brandywyn Lane	London Court	Dover Court	Cedar Court North
*	-	Crack Routing (Pavement) and Filling	LBS	36,770	630.0	3,640.0	470.0	580.0	330

* Special Provision Required

SUMMARY OF QUANTITIES

SP	ITEM NO	DESCRIPTION	UNIT	QUANTITY	Cedar Court South	English Oak Terrace	Brandywyn Lane	Ironwood Court	Unnamed Court
*	-	Crack Routing (Pavement) and Filling	LBS	36,770	770.0	440.0	3,540.0	310.0	260

* Special Provision Required

Illinois Department of Transportation

Check Sheet for Recurring Special Provisions

Local Public Agency	County	Section Number
Village of Buffalo Grove	Cook/Lake	23-00000-04-GM

☐ **Check this box for lettings prior to 01/01/2023.**

The Following Recurring Special Provisions Indicated By An "X" Are Applicable To This Contract And Are Included By Reference:

Recurring Special Provisions

Check Sheet #			Page No.
1	☐	Additional State Requirements for Federal-Aid Construction Contracts	53
2	☐	Subletting of Contracts (Federal-Aid Contracts)	56
3	☐	EEO	57
4	☐	Specific EEO Responsibilities Non Federal-Aid Contracts	67
5	☐	Required Provisions - State Contracts	72
6	☐	Asbestos Bearing Pad Removal	78
7	☐	Asbestos Waterproofing Membrane and Asbestos HMA Surface Removal	79
8	☐	Temporary Stream Crossings and In-Stream Work Pads	80
9	☐	Construction Layout Stakes	81
10	☐	Use of Geotextile Fabric for Railroad Crossing	84
11	☐	Subsealing of Concrete Pavements	86
12	☐	Hot-Mix Asphalt Surface Correction	90
13	☐	Pavement and Shoulder Resurfacing	92
14	☐	Patching with Hot-Mix Asphalt Overlay Removal	93
15	☐	Polymer Concrete	95
16	☐	Reserved	97
17	☐	Bicycle Racks	98
18	☐	Temporary Portable Bridge Traffic Signals	100
19	☐	Nighttime Inspection of Roadway Lighting	102
20	☐	English Substitution of Metric Bolts	103
21	☐	Calcium Chloride Accelerator for Portland Cement Concrete	104
22	☐	Quality Control of Concrete Mixtures at the Plant	105
23	☐	Quality Control/Quality Assurance of Concrete Mixtures	113
24	☐	Reserved	129
25	☐	Reserved	130
26	☐	Temporary Raised Pavement Markers	131
27	☐	Restoring Bridge Approach Pavements Using High-Density Foam	132
28	☐	Portland Cement Concrete Inlay or Overlay	135
29	☐	Portland Cement Concrete Partial Depth Hot-Mix Asphalt Patching	139
30	☐	Longitudinal Joint and Crack Patching	142
31	☐	Concrete Mix Design - Department Provided	144
32	☐	Station Numbers in Pavements or Overlays	145

Attachment: _4798.056 Contract Specifications - Cracksealing FINAL (O-2023-7 : 2023 Cracksealing Project Award)

Local Public Agency	County	Section Number
Village of Buffalo Grove	Cook/Lake	23-00000-04-GM

The Following Local Roads And Streets Recurring Special Provisions Indicated By An "X" Are Applicable To This Contract And Are Included By Reference:

Local Roads And Streets Recurring Special Provisions

Check Sheet #			Page No.
LRS 1		**Reserved**	147
LRS 2	☐	Furnished Excavation	148
LRS 3	☒	Work Zone Traffic Control Surveillance	149
LRS 4	☒	Flaggers in Work Zones	150
LRS 5	☒	Contract Claims	151
LRS 6	☒	Bidding Requirements and Conditions for Contract Proposals	152
LRS 7	☐	Bidding Requirements and Conditions for Material Proposals	158
LRS 8		**Reserved**	164
LRS 9	☐	Bituminous Surface Treatments	165
LRS 10		**Reserved**	169
LRS 11	☒	Employment Practices	170
LRS 12	☒	Wages of Employees on Public Works	172
LRS 13	☒	Selection of Labor	174
LRS 14	☐	Paving Brick and Concrete Paver Pavements and Sidewalks	175
LRS 15	☒	Partial Payments	178
LRS 16	☐	Protests on Local Lettings	179
LRS 17	☐	Substance Abuse Prevention Program	180
LRS 18	☐	Multigrade Cold Mix Asphalt	181
LRS 19	☐	Reflective Crack Control Treatment	182

Attachment: _4798.056 Contract Specifications - Cracksealing FINAL (O-2023-7 : 2023 Cracksealing Project Award)

Illinois Department of Transportation

Special Provisions

Local Public Agency	County	Section Number
Village of Buffalo Grove	Cook/Lake	23-00000-04-GM

The following Special Provision supplement the "Standard Specifications for Road and Bridge Construction", adopted January 1, 2022, the latest edition of the "Manual on Uniform Traffic Control Devices for Streets and Highways", and the "Manual of Test Procedures of Materials" in effect on the date of invitation of bids, and the Supplemental Specification and Recurring Special Provisions indicated on the Check Sheet included here in which apply to and govern the construction of the above named section, and in case of conflict with any parts, or parts of said Specifications, the said Special Provisions shall take precedence and shall govern.

2023 Cracksealing Project

Attachment: _4798.056 Contract Specifications - Cracksealing FINAL (O-2023-7 : 2023 Cracksealing Project Award)

TABLE OF CONTENTS
FOR CONTRACT SPECIAL PROVISIONS

General Conditions

1. General Conditions
2. Scope of Work
3. Definition of Village of Buffalo Grove
4. Clean Construction and Demolition Debris (CCDD) Material Disposal
5. JULIE Notification
6. Notice to Bidders
7. Prequalification of Bidders
8. Completion Date
9. Contract Sequencing
10. Construction Work Periods
11. Use of the Work Site
12. Pre-Construction Meeting
13. Authority of the Engineer
14. Protection of Mailboxes
15. Use of Fire Hydrants
16. Dust Control
17. Street Sweeping
18. Refuse Pick Up Schedule
19. Traffic Control and Protection
20. Maintenance of Roadways
21. Indemnification
22. Insurance Requirements
23. Accidents
24. No Assignment
25. Default
26. Delays
27. Compliance With Laws
28. No Waiver of Rights
29. Termination of the Contract
30. Controlling Law and Venue
31. Miscellaneous
32. Application For Payment
33. Certified Payroll Reports
34. Monetary Penalties

Attachment: _4798.056 Contract Specifications - Cracksealing FINAL (O-2023-7 : 2023 Cracksealing Project Award)

35. Public Notification
36. Maintenance Bond

Special Provisions

1. Crack Routing (Pavement) and Filling

Attachment: _4798.056 Contract Specifications - Cracksealing FINAL (O-2023-7 : 2023 Cracksealing Project Award)

General Conditions

1. General Conditions

It is the policy of the Municipality and other governing agencies to set standards for the performance of road and bridge construction. This contract shall expressly adhere to the 'Standard Specifications for Road and Bridge Construction', latest edition, and the 'Standard Specifications for Water and Sewer Main Construction in Illinois', latest edition, unless otherwise specified herein.

2. Scope of Work

The provisions of Article 104.02 of the Standard Specifications are hereby amended as follows: **"The Village of Buffalo Grove (Village) expressly reserves the right to remove from or add to the project any portions thereof included in the 2023 Cracksealing Project. Such additions or reductions, if any, shall be made in writing by the Village prior to execution of the Contract Documents. Any addition or reduction in the scope of work required by the Village prior to the execution of the Contract Documents shall not result in an adjustment to the contract or to the price originally bid."**

3. Definition of Village of Buffalo Grove

All references in the contract relating to the Department, Awarding Authority, Village of Buffalo Grove, Village etc. shall mean the Village of Buffalo Grove.

4. Clean Construction and Demolition Debris (CCDD) Material Disposal

Work under this item shall be performed in compliance with the Illinois Environmental Protection Agency (IEPA) guidelines in effect at the time of construction.

The Contractor will be required to make all arrangements for coordination and submission of the necessary documents with their chosen CCDD or other suitable disposal facility. Written confirmation of preliminary approval must be provided from the disposal facility and confirmed by the Owner as acceptable.

All surplus, clean material generated from the Contractor's activities must be disposed of at an IEPA permitted CCDD or otherwise acceptable facility. The Contractor is responsible for providing documentation to the Owner for each load hauled off-site showing the quantity of material and the location the material was disposed of.

Disposal of clean material not in compliance with these requirements will constitute breach of contract. If the Contractor fails to provide adequate documentation supporting the legal disposal of clean material according to this special provision, the Contractor shall be fined $1,000 per load of material and will assume all liability associated with material disposed of not in compliance with this special provision.

No extra compensation will be allowed to the Contractor for any expenses incurred complying with these requirements including but not limited to: delays, inconvenience, or interruptions in the work resulting from compliance with these requirements. All costs associated with material disposal shall be included into the appropriate unit bid prices for the work.

5. JULIE Notification

The Contractor shall call the Joint Utility Locating Information for Excavators (JULIE) (1-800-892-0123 or 811), a minimum of forty-eight (48) hours in advance of work being done in the area in accordance with Article 107.39 of the Standard Specifications.

For utilities which are not members, excluding homeowners, the Contractor shall contact the owners directly. The Contractor will be required to cooperate with all utility companies and municipal agencies involved in connection with the removal, temporary relocation, reconstruction or abandonment by these agencies of any and all services.

No additional compensation will be allowed the Contractor for any expense incurred by complying with these requirements, or because of delays, inconvenience or interruptions in his work resulting from the failure of the municipal agencies or utility company to remove, relocate, reconstruct or abandon their services.

Attachment: _4798.056 Contract Specifications - Cracksealing FINAL (O-2023-7 : 2023 Cracksealing Project Award)

6. Notice to Bidders

All bid proposals must be submitted electronically through the Village's Vendor Registry online procurement system. **Hard copy bids will not be accepted.** As read results of the bids will be posted to the Village's webpage, www.vbg.org/bids as soon as possible following the bid opening. In order to submit a bid proposal, bidders shall:

a. Go to www.vbg.org/bids
b. Select on the project description, '2023 Cracksealing Project' and click the large red button at the top

c. Log in to your account and enter your total bid.
d. Include an attachment (up to 200 MB), the following bid documents only:
   i. Local Public Agency Formal Contract Proposal (6 Pages)
   ii. Schedule of Prices (1 Page)
   iii. Local Agency Proposal Bid Bond
e. The following documents will be requested by the two (2) as read low bidders immediately following the bid opening:
   i. Affidavit of Illinois Business Office
   ii. Affidavit of Availability
   iii. Village of Buffalo Grove Public Contract Statements

All bids will be opened and read publicly via the Microsoft Teams video conferencing platform.

Please join on your computer, mobile app or room device
https://bit.ly/3jYSvff

Meeting ID: 223 717 247 885
Passcode: sRJCuq

7. Prequalification of Bidders

Bidders shall be prequalified with the Illinois Department of Transportation in accordance with Article 102.01 of the Standard Specifications and is required by all bidders.

All bidders are required to fully register with the Village of Buffalo Grove, including IRS Form W-9, at:

https://vrapp.vendorregistry.com/Vendor/Register/Index/buffalo-grove-village-of-il-vendor-registration

OR

www.vbg.org/bids

Select the link 'Register My Business'

Please contact Vendor Registry at (844) 802-9202 for assistance in the registration process.

The Village of Buffalo Grove reserves the right to reject any or all proposals if the bidder does not comply with the requirements as stated herein.

8. Completion Date

The Contractor shall commence the work to be performed under this contract, on or near Monday, May 1, 2023. The work shall be prosecuted in such a manner and with such a supply of materials, equipment and labor as considered necessary to ensure its completion according to the time specified in the contract. The Contractor shall complete all work in the contract by **Friday, May 19, 2023**, including punch list items, as defined in Article 108.04 of the Standard Specifications.

In case of failure to complete the work on time, the provisions of Article 108.09 of the Standard Specifications shall apply following the calendar day schedule of deductions.

Attachment: _4798.056 Contract Specifications - Cracksealing FINAL (O-2023-7 : 2023 Cracksealing Project Award)

The estimated Village Board award date for this project is Monday, March 15, 2021.

9. Contract Sequencing

The Contractor shall notify the Engineer at least 72 hours in advance of beginning work and 48 hours prior to construction commencement on each subsequent street. Construction operations shall be conducted in a manner such that streets will remain open to all traffic. At no time shall residents or business owners be kept out of their driveway over a weekend or holiday as defined in article 107.09 of the Standard Specifications.

Work shall be scheduled so that it is continuous on the various roadways. The Contractor and approved Subcontractor(s) shall, at all times, employ and provide sufficient labor, tools, equipment, and other incidental items for prosecuting the work to full completion in the manner and time required by the contract.

10. Construction Work Periods

Construction operations shall be completed in accordance with Article 107.09 of the Standard Specifications. All work shall be confined to the period beginning at 7:00 AM and ending at 6:00 PM on weekdays. No work shall be done on weekends or legal holiday periods as defined in Article 107.09 of the Standard Specifications.

Any work outside the allowed time periods specified including but not limited to, material deliveries, mobilization of equipment, warming up machinery, and mobilization of equipment, a penalty of $1,000 per occurrence may be imposed.

11. Use of the Work Site

Contractor shall use the Work Site solely to complete the Work and such related activities as may be authorized or directed by the Village. Except as provided herein, Contractor shall not (nor shall Contractor cause or permit any employee or person under Contractor's control) to display or broadcast commercial, political, or religious messages or advertisements of any nature at the Work Site or in connection with the Work. The foregoing shall not be construed to prohibit the following at the Work Site or in connection with the Work: (a) the use of equipment, materials, or other items (*e.g.* personnel uniforms and clothing) that identify the Contractor (such as by displaying the Contractor's name, logo, slogan, contact information, or similar messages) or that identify the maker or supplier of such equipment, material, or item; or (b) the use or display of signs, flags, cones, traffic control devices, markers, or other similar devices that reasonably relate to the Work, Work Site safety, public safety, or regulatory compliance; or (c) personal speech, religious practice, or expression by any individual performing Work or at the Work Site; or (d) upon written approval or direction of the Village, the display of information regarding the sponsor of the Work or funding sources for the Work.

In addition, Contractor shall not (nor shall Contractor require or permit its personnel, subcontractors, or subcontractors' personnel to) conduct any prohibited political activity at the Work Site or while performing the Work. Contractor and its personnel or subcontractors (including any subcontractor's personnel) shall not intentionally or knowingly use the Work Site or any other property or resources of the Village in connection with any prohibited political activity. For purposes of this section, the term "prohibited political activity" shall have the meaning set forth in Section 5 of the State Officials and Employees Ethics Act, 5 ILCS 430/1-5.

12. Pre-Construction Meeting

Prior to commencing any construction operations, there shall be a pre-construction meeting. The Owner or Engineer will set the time and date of the meeting following Contract award.

The following shall be submitted by the Contractor for review at the pre-construction meeting:

A Progress Schedule in accordance with Article 108.02.

The 24-hour emergency phone number and contact information of the assigned Contractor's superintendent, or otherwise.

The name and 24-hour emergency phone number of the person in the direct employ of the Contractor who is responsible for administrating the Traffic Control and Protection on the Contract

Attachment: _4798.056 Contract Specifications - Cracksealing FINAL (O-2023-7 : 2023 Cracksealing Project Award)

A list of subcontractors with contact information, including but not limited to name, phone number, and email address, and include quantity and type of work to be sublet for each respective subcontractor in accordance with Article 108.01 of the Standard Specifications.

A list of proposed sources of material.

Hot-mix asphalt and concrete mix designs, and respective quality control plans.

Any applicable shop drawing submittals.

13. Authority of the Engineer

Revise Article 105.01 Authority of Engineer to read:

"All work shall be done in accordance with the requirements of the Contract, the Engineer shall have the right, but not the obligation, to observe all work. The Engineer shall decide all questions that arise as to the interpretation of the Plans and Specifications and as to disputes and mutual rights between Contractors under the Specifications. The Engineer shall advise the Village of Buffalo Grove as to the quality and acceptability of materials furnished and work performed, rate of progress of the work, and acceptable fulfillment of the Contract. The Engineer will determine the amount of materials furnished and work performed. The Engineer's advice and determinations shall be conditions precedent to the right of the Contractor to receive money due the Contractor under the Contract."

"The Engineer will notify the Contractor in writing if the work is to be suspended by the Village of Buffalo Grove wholly or in part due to the failure of the Contractor to carry out provisions of the contract; for failure to carry out orders; for such periods due to unsuitable weather; for conditions considered unsuitable for the prosecution of the work or for any other condition or reason deemed to be in the public interest."

"In case of failure on the part of the Contractor to execute work as directed by the Engineer, the Village of Buffalo Grove may, at the expiration of a period of 48 hours after giving notice in writing to the Contractor, proceed to execute such work as may be deemed necessary, and the cost thereof shall be deducted from compensation due or which may become due to the Contractor under the contract."

The Engineer shall not assume any of the responsibilities of the Contractor's superintendent or of subcontractors; shall not expedite the work for the Contractor; and shall not advise on, or issue directions concerning aspects of construction means, methods, techniques, sequences or procedures, or safety precautions in connection with the work.

14. Protection of Mailboxes

The Contractor shall take all necessary precautions when working near mailboxes within or adjacent to the project limits. If at the Contractors discretion, a mailbox will interfere with construction operations, a temporary mailbox shall be located per the United States Postal Service requirements and the permanent mailbox reinstalled following said operation. At no time shall a resident be without a mailbox or not receive mail due to a mailbox being removed, replaced or damaged. The Contractor shall replace, at no additional cost to the Owner, any mailbox or post which has been damaged by the Contractor's operations due to neglect, misconduct or poor workmanship. The cost of all materials required and all labor necessary to comply with this specification herein will not be paid for separately, but shall be considered as included in the unit prices bid and no additional compensation shall be allowed.

The Contractor must maintain access for both residents and mail carriers to all mailboxes throughout the duration of the project.

15. Use of Fire Hydrants

The indiscriminate use of fire hydrants is strictly prohibited The Contractor can obtain non-potable water in bulk at no charge at the Buffalo Grove Public Works Department, 51 Raupp Blvd. The Contractor shall provide a water truck or containment and driver to obtain and transport the water. All water obtained from the Village shall be used for this project only. If deemed necessary, the Village reserves the right to restrict or refuse the use of Village water. The Contractor will be responsible for executing the required paperwork and follow all requirements of the Village. If it is determined that the Contractor or its subcontractors operate or use a Village fire hydrant, a monetary penalty of $1,000 per occurrence that will be imposed.

Attachment: _4798.056 Contract Specifications - Cracksealing FINAL (O-2023-7 : 2023 Cracksealing Project Award)

16. Dust Control

The Contractor shall be required to control dust or air-borne dirt resulting from construction operations by utilizing a mechanical street sweeper on all pavement within or adjacent to the project work zone throughout the duration of the project. The resulting debris shall be disposed of off-site in accordance with Article 202.03 of the Standard Specifications. Individual fire hydrant use shall not be permitted to control dust at specific locations. The Contractor shall provide dust control operations daily or as directed by the Engineer.

The cost of this work shall be included in the unit prices bid and no additional compensation shall be allowed to control dust as specified herein.

17. Street Sweeping

The Contractor shall be required to blow all materials as result of routing operations to the curb line of each respective roadway, which includes, blowing all material from driveways, approaches, sidewalks, parkways, and any other area determined by the Village. The Contractor shall notify the Engineer and Village at the end of each working day what streets were completed on that particular day; the Village of Buffalo Grove will provide street sweeping services the following day.

The cost of this work will be included in the unit prices bid and no additional compensation shall be allowed to control dust and construction debris as specified herein.

18. Refuse Pick Up Schedule

There will be no placement of bituminous material allowed on scheduled days of refuse pick up. The Contractor shall be responsible for determining the current refuse pickup schedule and incorporating it into their proposed project schedule.

19. Traffic Control and Protection

Effective: September 30, 1985
Revised: January 1, 2007

Traffic Control shall be according to the applicable sections of the Standard Specifications, the Supplemental Specifications, the "Illinois Manual on Uniform Traffic Control Devices for Streets and Highways", any special details and Highway Standards contained in the plans, and the Special Provisions contained herein.

Special attention is called to Article 107.09 of the Standard Specifications and the following Highway Standards, Details, Quality Standard for Work Zone Traffic Control Devices, Recurring Special Provisions and Special Provisions contained herein, relating to traffic control.

Delays to the Contractor caused by complying with these requirements will be considered included in the cost of the contract, and no additional compensation will be allowed.

Standards
701301, 701501, and 701901

Details
701301-04 Lane Closure, 2L, 2W, Short Time Operations
701501-06 Urban Lane Closure 2L, 2W, Undivided
701901-08 Traffic Control Devices

Special Provisions
Dist 1 - Maintenance of Roadways
LRS 3 – Work Zone Traffic Control Surveillance
LRS 4 – Flaggers in Work Zones
BDE – Work Zone Traffic Control Devices

20. Maintenance of Roadways

Effective: September 30, 1985

Attachment: _4798.056 Contract Specifications - Cracksealing FINAL (O-2023-7 : 2023 Cracksealing Project Award)

Revised: November 1, 1996

Beginning on the date that the Contractor begins work on this project, he shall assume responsibility for normal maintenance of all existing roadways within the limits of the improvement. This normal maintenance shall include all repair work deemed necessary by the Engineer, but shall not include snow removal operations. Traffic control and protection for maintenance of roadways will be provided by the Contractor as required by the Engineer.

If items of work have not been provided for in the contract, or otherwise specified for payment, such items, including the accompanying traffic control and protection required by the Engineer, will be paid for in accordance with Article 109.04 of the Standard Specifications.

21. Indemnification

To the fullest extent permitted by law, the Contractor agrees to defend, pay on behalf of, indemnify, and hold harmless the Village, its elected and appointed officials, agents, employees and volunteers and others working on behalf of the Village against any and all claims, demands, suits or loss, including all costs connected therewith, and for any damages which may be asserted, claimed or recovered against or from the Village, its elected and appointed officials, agents, employees and volunteers and others working on behalf of the Village, by reason of personal injury, including bodily injury and death, and/or property damage, whether damage to property of the Village or of a third party, including loss of use thereof, which arises out of or is in any way connected or associated with the Contract and the Work.

For this project, the Village also hired a Consultant, Gewalt Hamilton Associates. The Contractor shall indemnify the Consultant in the same manner as the Village, as stated above.

22. Insurance Requirements

12.04.080 - Insurance.

A. Required Coverages and Limits. Unless otherwise provided by franchise, license, or similar agreement, each Contractor occupying right-of-way or constructing any facility in the right-of-way shall secure and maintain the following liability insurance policies insuring the Contractor as named insured and naming the Village, and its elected and appointed officers, officials, agents, and employees and Gewalt Hamilton Associates, Inc. and employees as additional insureds on the policies listed in subsection (A)(1) and (A)(2) of this section:

1. Commercial general liability insurance, including premises-operations, explosion, collapse, and underground hazard (commonly referred to as "X," "C," and "U" coverages) and products-completed operations coverage with limits not less than:

a. Five million dollars for bodily injury or death to each person,

b. Five million dollars for property damage resulting from any one accident, and

c. Five million dollars for all other types of liability;

2. Automobile liability for owned, non-owned and hired vehicles with a combined single limit of one million dollars for personal injury and property damage for each accident;

3. Worker's compensation with statutory limits; and

4. Employer's liability insurance with limits of not less than one million dollars per employee and per accident.

If the Contractor is not providing such insurance to protect the contractors and subcontractors performing the work, then such contractors and subcontractors shall comply with this section.

B. Excess or Umbrella Policies. The coverages required by this section may be in any combination of primary, excess, and umbrella policies. Any excess or umbrella policy must provide excess coverage over underlying insurance on a following-form basis such that when any loss covered by the primary policy exceeds the limits under the primary policy, the excess or umbrella policy becomes effective to cover such loss.

C. **Copies Required. The Contractor shall provide copies of any of the policies including all endorsements or certificates required by this section to the Village within ten calendar days following receipt of a written request therefor from the Village.**

D. Maintenance and Renewal of Required Coverages. The insurance policies required by this section shall contain the following endorsement:

Attachment: _4798.056 Contract Specifications - Cracksealing FINAL (O-2023-7 : 2023 Cracksealing Project Award)

"It is hereby understood and agreed that this policy may not be canceled nor the intention not to renew be stated until thirty (30) calendar days after receipt by the Village, by registered mail or certified mail, return receipt requested, of a written notice addressed to the Village Manager of such intent to cancel or not to renew."

Within ten (10) calendar days after receipt by the Village of said notice, and in no event later than ten (10) calendar days prior to said cancellation, the Contractor shall obtain and furnish to the Village evidence of replacement insurance policies meeting the requirements of this section.

E. Self-Insurance. A Contractor may self-insure all or a portion of the insurance coverage and limit requirements required by subsection A of this section. A Contractor that self-insures is not required, to the extent of such self-insurance, to comply with the requirement for the naming of additional insureds under subsection A of this section, or the requirements of subsections B through D of this section. A Contractor that elects to self-insure shall provide to the Village evidence sufficient to demonstrate its financial ability to self-insure the insurance coverage and limit requirements required under subsection A of this section, such as evidence that the Contractor is a "private self-insurer" under the Workers Compensation Act.

F. Effect of Insurance and Self-Insurance on Contractor's Liability. The legal liability of the Contractor to the Village and any person for any of the matters that are the subject of the insurance policies or self-insurance required by this section shall not be limited by such insurance policies or self-insurance or by the recovery of any amounts thereunder.

G. Insurance Companies. All insurance provided pursuant to this section shall be effected under valid and enforceable policies, issued by insurers legally able to conduct business with the licensee in the State of Illinois. All insurance carriers and surplus line carriers shall be rated "A-" or better and of a class size "X" or higher by A.M. Best Company.

H. Verification of Coverage. **Contractor shall furnish the Village with certificates of insurance naming the Village, its officials, agents, employees, and volunteers as additional insured's and <u>with original endorsements</u>, affecting coverage required herein.** The certificates and endorsements for each insurance policy are to be signed by a person authorized by that insurer to bind coverage on its behalf. The certificates and endorsements are to be received and approved by the Village before any work commences. The Village reserves the right to request full certified copies of the insurance policies and endorsements.

I. Subcontractors. Contractor shall include all subcontractors as insured's under its policies or shall furnish separate certificates and endorsements for each subcontractor. All coverage's for subcontractors shall be subject to all of the requirements stated herein.

J. Assumption of Liability. The contractor assumes liability for all injury to or death of any person or persons including employees of the contractor, any subcontractor, any supplier or any other person and assumes liability for all damage to property sustained by any person or persons occasioned by or in any way arising out of any work performed pursuant to the Contract.

K. Workers' Compensation and Employers' Liability Coverage. The insurer shall agree to waive all rights of subrogation against the Village of Buffalo Grove, its officials, employees, agents and volunteers for losses arising from work performed by Contractor for the municipality.

L. Failure to Comply. In the event the Contractor fails to obtain or maintain any insurance coverage's required under this contract, The Village may purchase such insurance coverage's and charge the expense thereof to the Contractor.

Nothing contained herein is intended to constitute, nor shall it constitute a waiver of the rights, defenses and/or other immunities provided or available to the Village under law including, but not limited to, the Local Governmental and Governmental Employees Tort Immunity Act.

23. <u>Accidents</u>

In the event of any accident of any kind that involves the general public or property of the Village or a third party, the Contractor shall immediately notify the Village by phone as well as provide Notice of the same. The Notice shall include a full accounting of all details of the accident. The Contractor shall furnish the Village with copies of all reports of such accidents at the same time that the reports are forwarded to any other interested parties.

24. <u>No Assignment</u>

If the Contractor sublets or assigns any part of the Work then the Contractor shall not under any circumstances be relieved of its liabilities hereunder. All transactions of the Village shall be with the Contractor. Subcontractors shall be recognized only in the capacity of employees or workmen and shall be subject to the same requirements as to character and competence. The Contractor shall not assign,

Attachment: _4798.056 Contract Specifications - Cracksealing FINAL (O-2023-7 : 2023 Cracksealing Project Award)

transfer, convey, sell or otherwise dispose of the whole or any part of this Contract to any person, firm or corporation without written consent of the Village or authorized representative.

25. Default

The following shall constitute a default an "**Event of Default**" by the Contractor under this Contract:

A. If the Contractor shall fail to strictly observe or perform one or more of the terms, conditions, covenants and agreements of this Contract;

B. If there shall be placed on any property owned by the Village any mechanics', materialmens' or suppliers' lien;

C. If there shall be instituted any proceeding against the Contractor seeking liquidation, dissolution or similar relief and the same shall not be dismissed within forty-five (45) calendar days;

D. If there shall be appointed any trustee, receiver or liquidator of the Contractor and such appointment shall not have been vacated within forty-five (45) calendar days; and

E. If the Contractor fails to maintain or obtain any and all permits, licenses and the like, if any, required by the Village, State or Federal governments for the Work.

Upon any Event of Default the Village shall have the option of (**i**) terminating the Contract; (**ii**) pursuing any remedy available to it at law or in equity; or (**iii**) pursuing both simultaneously. In addition, upon an Event of Default, the Village may withhold payments due to the Contractor until it has hired a replacement of the Contractor and deducted all costs of hiring a replacement.

26. Delays

The Contractor shall not be liable in damages for delays in performance when such delay is the result of fire, flood, strike, acts of God, or by any other circumstances which are beyond the control of the Contractor; provided, however, under such circumstances the Village may, at its option, cancel the Contract.

27. Compliance With Laws

The Contractor shall comply with all applicable laws, regulations and rules promulgated by any federal, state, local, or other governmental authority or regulatory body pertaining to all aspects of the Work, now in effect, or which may become in effect during the performance of the Work. The scope of the laws, regulations, and rules referred to in this paragraph includes, but is in no way limited to, the Illinois Human Rights Act, Illinois Equal Pay Act of 2003, Occupational Safety & Health Act along with the standards and regulations promulgated pursuant thereto (including but not limited to those safety requirements involving work on elevated platforms), all forms of traffic regulations, public utility, Interstate and Intrastate Commerce Commission regulations, Workers' Compensation Laws, Public Construction Bond Act, Public Works Preference Act, Employment of Illinois Workers on Public Works Act, USA Security Act, federal Social Security Act (and any of its titles), and any other law, rule or regulation of the Illinois Department of Labor, Department of Transportation, Illinois Environmental Protection Act, Illinois Department of Natural Resources, Illinois Department of Human Rights, Human Rights Commission, EEOC, and the Village of Buffalo Grove. Notwithstanding the following, the Contractor shall particularly note that:

A. NO DISCRIMINATION – The Contractor shall comply with the provisions of the Illinois Public Works Employment Discrimination Act and the Illinois Human Rights Act/Equal Opportunity Clause which, pursuant to Illinois law, are deemed to be part of this Contract.

B. FREEDOM OF INFORMATION - The Contractor agrees to furnish all documentation related to the Contract, the Work and any documentation related to the Village required under an Illinois Freedom of Information Act (ILCS 140/1 et. seq.) ("**FOIA**") request within five (5) calendar days after the Village issues Notice of such request to the Contractor. The Contractor agrees to defend, indemnify and hold harmless the Village, and agrees to pay all reasonable costs connected therewith (including, but not limited to attorney's and witness fees, filing fees and any other expenses) for the Village to defend any and all causes, actions, causes of action, disputes, prosecutions, or conflicts arising from Contractor's actual or alleged violation of FOIA or the Contractor's failure to furnish all documentation related to a FOIA request within five (5) calendar days after Notice from the Village for the same. Furthermore, should the

Attachment: _4798.056 Contract Specifications - Cracksealing FINAL (O-2023-7 : 2023 Cracksealing Project Award)

Contractor request that the Village utilize a lawful exemption under FOIA in relation to any FOIA request thereby denying that request, Contractor agrees to pay all costs connected therewith (such as attorneys' and witness fees, filing fees and any other expenses) to defend the denial of the request. This defense shall include, but not be limited to, any challenged or appealed denials of FOIA requests to either the Illinois Attorney General or a court of competent jurisdiction.

C. ILLINOIS WORKERS ON PUBLIC WORKS ACT - To the extent applicable, the Contractor shall comply with the Illinois Workers on Public Works Act, 30 ILCS 570/1 et seq., and shall provide to the Village any supporting documentation necessary to show such compliance.

D. NOT A BLOCKED PERSON - The Contractor affirms and covenants that neither the Contractor nor any individual employed by the Contractor for this Work or under this Contract is a person forbidden from doing business with a unit of local government under Executive Order No. 13224 (Sept 23, 2001), 66 Fed.Reg. 49,079 (Sept 23, 2001) or is a person registered on the Specially Designated Nationals and Blocked Persons List. The Contractor shall indemnify the Village from all costs associated with failure to comply with this paragraph.

E. SUBSTANCE ABUSE PREVENTION ON PUBLIC WORKS ACT - The Contractor knows, understands and acknowledges its obligations under the Substance Abuse Prevention on Public Works Act (820 ILCS 265/1 et seq.), and shall comply and require all subcontractors and lower tiered contractors to comply with the requirements and provisions thereof.

28. No Waiver of Rights

A waiver by the Village of any Event of Default or any term of provision of this Contract shall not be a waiver of the same Event of Default, another Event of Default or any other term or provision of this Contract.

29. Termination of the Contract

Voluntary Termination. Notwithstanding any other provision hereof, the Village may terminate this Contract during the Initial Term with or without cause, at any time upon thirty (30) calendar days prior written notice to the Contractor.

Termination for Breach. Either party may terminate this Contract upon written notice to the other party following material breach of a material provision of this Contract by the other party if the breaching party does not cure such breach within fifteen (15) calendar days of receipt of written notice of such breach from the non-breaching party.

30. Controlling Law and Venue

This Contract is entered into in the State of Illinois, for work to be performed in the State of Illinois and shall be governed by and construed in accordance with the laws of the State of Illinois. Any legal matters or dispute shall be resolved in the Circuit Court of Cook County and the Parties hereby submit to the jurisdiction of such Circuit Court. This Contract shall be construed without regard to any presumption or other rule requiring construction against the Party causing the Contract to be drafted.

31. Miscellaneous

A. AMENDMENT – This Contract may be amended only in writing executed by both Parties.

B. NO RECORDING – This Contract, or a memorandum thereof, may not be recorded in any form by either Party. If either Party records this Contract, or a memorandum thereof, they shall immediately file a release of the same.

C. SECTION HEADINGS – The headings in the Contract are intended for convenience only and shall not be taken into consideration in any construction or interpretation of the Contract.

D. NO THIRD PARTY BENEFICIARIES – This Contract does not confer any rights or benefits on any third party.

E. BINDING EFFECT – This Contract shall be binding and inure to the benefit of the Parties hereto, their respective legal representatives, heirs and successors-in-interest.

F. ENTIRE AGREEMENT – This Contract supersedes all prior agreements and understandings and constitutes the entire understanding between the Parties relating to the subject matter hereof.

Attachment: _4798.056 Contract Specifications - Cracksealing FINAL (O-2023-7 : 2023 Cracksealing Project Award)

G. **SEVERABILITY -** If any term, condition or provision of the Contract is adjudicated invalid or unenforceable, the remainder of the Contract shall not be affected and shall remain in full force and effect, to the fullest extent permitted by law.

H. **TORT IMMUNITY DEFENSES -** Nothing contained in this Contract is intended to constitute nor shall constitute a waiver of the rights, defenses, and immunities provided or available to the Village under the Local Governmental and Governmental Employees Tort Immunity Act, 745 ILCS 10 *et seq*.

32. Application For Payment

At least once each month, the Engineer will make a written estimate of the quantity of work performed in accordance with the Contract, and the value thereof at the contract unit prices according to Article 109.02 of the Standard Specifications. For each pay period, the quantity cut off will be the first Saturday of each month. During the second week, the Engineer and Contractor will agree to the quantities completed to-date. The Contractor shall submit an agreed upon invoice electronically to the Engineer by the end of the working day of the third Monday of the month. The Village will begin their payment process and will result in the review of the payment at the next regularly scheduled Village Board meeting. Prior to the release of payment, the Contractor shall submit electronically, all certified payroll reports, applicable waivers, and a notarized and signed clarifying statement for Village Attorney review and subsequent approval. Prior to the release of the check, hard-copies of all applicable waivers and the clarifying statement shall be received by the Village.

All payments under this Contract must be approved by the Village Board at a regularly scheduled meeting. The Village reserves the right to request any receipts, invoices, proof of payments as the Village, in its sole discretion, may deem necessary to justify the payment requested prior to paying the requested payment. A Final Lien Waiver from the Contractor, its subcontractors, and all material suppliers shall be furnished with the final application for payment.

The Contractor acknowledges that the Village is a unit of local government and that all payments under the Contract are subject to the Local Government Prompt Payment Act, 50 ILCS 505 et seq. To that extent, the Village shall have forty-five calendar (45) days from receipt of a bill or invoice to pay the same before it is considered late under the Contract. Interest, if any, charged for any late payments will be subject to the interest rate caps specified in the Prompt Payment Act.

33. Certified Payroll Reports

Pursuant to PA 100-1177 the Illinois Department of Labor (IDOL) has activated an electronic database (Payroll Portal) capable of accepting and retaining certified payrolls submitted under the State of Illinois Prevailing Wage Act (820 ILCS/130/1). All contractors and subcontractors completing work for the Village of Buffalo Grove pursuant to the Act must submit all certified payroll through the IDOL Payroll Portal.

The Village is an Illinois unit of local government and the Work hereunder is subject to the Illinois Prevailing Wage Act, 820 ILCS 130/0.01, et seq. Consequently, the Contractor and each subcontractor shall submit with their application for payment(s) the email certification received from their IDOL Payroll Portal submittal with each of their pay requests. Any delay in processing the payments due to a lack of aforementioned email certification shall not be an event of default by the Village and shall not excuse any delay by the Contractor who shall proceed with the Work as if no delay in payment has occurred. The Contractor and Village shall agree to take any further steps not outlined above to ensure compliance with the Prevailing Wage Act. Upon two business days' Notice, the Contractor and each subcontractor shall make available to the Village their records to confirm compliance with the Prevailing Wage Act. Finally, to ensure compliance with Prevailing Wage Act, the Contractor and each subcontractor shall keep for a period of not less than 5 years after the Work has been completed records of all laborers, mechanics, and other workers employed by them for the Work; the records shall include each worker's name, address, telephone number, classification or classifications, the hourly wages paid in each period, the number of hours worked each day, the starting and ending times of work each day and, when available, last four digits of the social security number. The Contractor shall provide a list of every name, address, phone number and email of every sub-contractor for the Work.

If the contractor must submit the payroll to the Village of Buffalo Grove for reasons outside of their control, the Village requests that the Contractor submit all certified payroll reports, including subcontractors, and EEO reporting be sent electronically in separate files for each respective Contractor/subcontractor with the weeks ending date in the file name to tsianis@vbg.org (i.e. Contractor Name Week Ending.pdf) as shown in the sample letter in Exhibit D.

The Contractor is responsible for providing all records in accordance with the Illinois Department of Labor's (IDOL) requirements pertaining to the Prevailing Wage Act on the standard IDOL form. Only the last four (4) digits of the employee's social security number will be required; the remaining digits shall be "X" or redacted. To complete the certified payroll request for release of payment, the Contractor

Attachment: _4798.056 Contract Specifications - Cracksealing FINAL (O-2023-7 : 2023 Cracksealing Project Award)

must supply a signed and notarized written statement that all necessary documentation has been turned over for the pay period pertaining to that payment requested.

Under P.A. 98-0328, the public body must retain copies of the certified payroll for 5 years rather than 3 years as was the case previously. The Illinois Department of Labor (IDOL) has created model certified payroll forms which can be found at the IDOL website www.illinois.gov/idol. the new form consists of three pages identified as the "certified transcript of payroll affidavit" and "certified transcript of payroll instructions". The new forms on the IDOL website can be filled in online and then printed out. under P.A. 98-0482, contractors and subcontractors will have to provide additional information with respect to working hours, wage rates, overtime rates and fringe benefits. The IDOL's model certified payroll forms are the most current forms for compliance with P.A. 98-0482 and should be used in public works contracts.

34. Monetary Penalties

All work shall be completed in accordance with the Contract Documents in a reasonable and timely manner. For each occurrence that work is not completed in a reasonable and timely manner, a monetary penalty will be deducted from the final pay application. The Contractor shall make themselves and all subcontractors aware of the following deficiency and deductions:

Description	Penalty	Per Occurrence
Failure to Sweep Roadway	$2,000	Calendar Day
Failure to Maintain Trench	$250	Calendar Day
Failure to Adhere to Period of Establishment Requirements	$250	Calendar Day
Distributing Unapproved Resident Notices	$100	Household
Failure to Distribute Notices in a Timely Manner	$100	Household
Failure to Distribute Notice to Resident	$100	Household
Failure to Provide Access in a Timely Manner	$250	Household Per Day
Failure to Provide Weekly Update to Engineer	$1,000	Per Occurrence
Failure to Attend a Scheduled Weekly Meeting	$1,000	Per Occurrence
Failure to Respond in a Timely Manner to a Resident	$250	Calendar Day
Failure to Ramp Roadway or Driveway	$250	Household/Roadway Per Day
Use of Fire Hydrant or Valve	$1,000	Each
Failure to Provide Maintenance of Roadway in a Timely Manner as Determined by the Engineer	$1,000	Calendar Day
Entering Private Property	$500	Per Occurrence
Failure to Provide Portable Facilities	$100	Calendar Day
Illicit Discharge of Silt or Construction Debris	$1,000	Per Occurrence
Failure to Submit Shop Drawings on Time	$500	Per Occurrence
Failure to Maintain Erosion and/or Sediment Control Devices	$1,000	Per Occurrence
Working Outside Allowable Work Hours	$1,000	Per Occurrence

At the discretion of the Engineer and without notice, the Contractor shall have deducted the monetary penalty amount as listed above for each occurrence on the final pay application.

35. Public Notification

The Contractor shall be required to provide and distribute letters to residents or business owners anytime access will be affected to a home or utility service is interrupted. This general condition shall only apply when access will be directly affected for greater than four (4) hours, or as directed by the Engineer. Public notification shall not be required for every residence within the project limits.

Letters shall be typed on standard 8.5" x 11" paper and an envelope may or may not be used. All letters, including those written and distributed by a subcontractor, shall be printed on the General Contractor's letterhead and shall include the name, address, and telephone number of the General Contractor's person in charge.

Attachment: _4798.056 Contract Specifications - Cracksealing FINAL (O-2023-7 : 2023 Cracksealing Project Award)

Letters shall be taped to a non-painted surface using painters tape or approved equal, and will be placed in as many locations as needed to ensure they will be visible to residents. Distributing letters via mailbox is discouraged, however, must be compliant with all United States Postal Service federal regulations. Notification letters shall include but is not limited to the following:

- Exact day and time work is to begin that will affect access (weather permitting).
- How the resident will know they may resume normal access to their property.
- The anticipated length of the closure (no more than one week will be permitted).
- Specific location where parking is permitted, both overnight and during the working day (as signed and normally permitted during daytime).
- The Village of Buffalo Grove Police Department has been notified that overnight parking will be permitted. (It shall be the responsibility of the Contractor to confirm this with the Village.)
- The Contractor will go door-to-door the moment prior to work is to begin to ensure all accommodations are made.
- General Contractor's person in charge name and contact information for additional information or specific requests.
- If applicable, provide Resident flushing procedures (following reconnection of the water service, resident to flush inside of the house via the bath or utility sink for ten minutes prior to consumption).

Notification letters shall be distributed a minimum of 24 hours prior to access being affected or otherwise. If this requirements is not met, work shall not commence**. All letters must be approved by the Village or Engineer prior to and for each individual distribution**. Additional letters may be required when weather or other unforeseen circumstances change the schedule. When requested, the Contractor is required to return or provide correspondence from a resident within 24 hours.

Under special circumstances, the Village, may choose to write a notification letter and the Contractor shall still be responsible for delivering the letter as specified herein. An example of a resident notification letter can be found in Appendix A.

The Contractor must comply with all of the above-mentioned statements otherwise a monetary penalty of $100 per household, per calendar day shall be imposed.

36. <u>Maintenance Bond</u>

The Contractor will be required to post a Maintenance Bond for a period of One Year (1-yr) from date of final acceptance by the Village. Final acceptance will be the date the Final Payment is made to the Contractor. The bond shall be in a form acceptable to the Village in the amount of 10% (ten percent) of the awarded contract value. Unless under emergency situations, the Village will offer the Contractor the ability to fix or repair any item prior to the bond being called. If the Contractor elects to perform the repairs themselves, all work must be complete within 14 calendar days of notice from the Village or the Village reserves the right to perform the repairs themselves.

The Maintenance Bond shall cover all necessary repairs or replacements as deemed necessary by the Village due to poor workmanship, failed materials, settlement of trenches, excessively spalled, chert popped or cracked concrete, storm and water main failures, restoration establishment, and other items as completed by the Contractor.

All required pavement repairs shall be from curb line to the nearest cold joint. Pavement repairs shall have all joints routed and filled with crack seal material including along the edge of pavement 1 month after installation.

If the Contractor elects to not perform the repairs or does not perform them in the time allotted the Village will perform the work and collect from the bond any damages incurred by the Village to perform the repairs.

Attachment: _4798.056 Contract Specifications - Cracksealing FINAL (O-2023-7 : 2023 Cracksealing Project Award)

Special Provisions

1. Crack Routing (Pavement) and Filling

This work shall include all labor, material, and equipment necessary to complete the routing, cleaning, and sealing of transverse and longitudinal reflected cracks in existing hot-mix asphalt pavement at various locations throughout the project area in accordance with Section 451 of the Standard Specifications and as specified herein.

As described in the Description of Work, the Village's intent is to route and seal along the edge of pavement, and centerline of recently paved asphalt roadways, around the perimeter of new pavement patches, and other various cracks on street segments listed herein.

Routing shall follow the edge of pavement, centerline, or patch perimeter as nearly as possible to width and depth as specified below and blown free of debris with high compressed air capable of producing 90 psi of compressed air to free all moisture, dust, and debris prior to filling in compliance with applicable IDOT specifications. If compressed air is used, then a discharge filter shall be used to ensure oil and water stays out of the lines.

Location	Routing Width (Inches)	Routing Depth (Inches)
Centerline	¾	¾
Edge of Pavement	¾	1 ½
Pavement Patches	¾	¾
Other Various Cracks	¾	¾

The hot-poured joint sealer shall be installed within four (4) hours of routing in a clean, dry crack and applied using the methods and equipment recommended by the manufacturer, except it shall only be placed when the air temperature in the shade is 40°F or greater.

Fill ALL cracks with hot rubberized joint filler which shall meet or exceed federal specification ASTM D3405. Filled cracks will be relieved of excess sealant by striking off top of material to form a band of crack sealant which extends approximately one inch on each side of the filled crack. It is assumed that one (1) pound of joint filler will fill approximately three (3) linear feet of routed cracks.

Apply coating of Black Beauty Slag or equivalent to crack filler as necessary in traffic areas.

The Contractor shall save the boxes of joint filler, and quantify the total pounds used in the presence of the Engineer at the end of each working day.

This work will be measured in place and paid for at the contract unit price per pound for CRACK ROUTING (PAVEMENT) AND FILLING, which shall include all labor, material, and equipment required to complete the work as specified herein.

Attachment: _4798.056 Contract Specifications - Cracksealing FINAL (O-2023-7 : 2023 Cracksealing Project Award)

BDE SPECIAL PROVISIONS
For the January 20, 2023 and March 10, 2023 Lettings

The following special provisions indicated by a "check mark" are applicable to this contract and will be included by the Projec Coordination and Implementation Section of the Bureau of Design & Environment (BDE).

	File Name	#		Special Provision Title	Effective	Revised
	80099	1	☐	Accessible Pedestrian Signals (APS)	April 1, 2003	Jan. 1, 2022
	80274	2	☐	Aggregate Subgrade Improvement	April 1, 2012	April 1, 2022
	80192	3	☐	Automated Flagger Assistance Device	Jan. 1, 2008	
	80173	4	☐	Bituminous Materials Cost Adjustments	Nov. 2, 2006	Aug. 1, 2017
	80426	5	☐	Bituminous Surface Treatment with Fog Seal	Jan. 1, 2020	Jan. 1, 2022
	80436	6	☐	Blended Finely Divided Minerals	April 1, 2021	
*	80241	7	☐	Bridge Demolition Debris	July 1, 2009	
*	5053I	8	☐	Building Removal	Sept. 1, 1990	Aug. 1, 2022
*	5026I	9	☐	Building Removal with Asbestos Abatement	Sept. 1, 1990	Aug. 1, 2022
	80384	10	☑	Compensable Delay Costs	June 2, 2017	April 1, 2019
*	80198	11	☐	Completion Date (via calendar days)	April 1, 2008	
*	80199	12	☐	Completion Date (via calendar days) Plus Working Days	April 1, 2008	
	80261	13	☑	Construction Air Quality – Diesel Retrofit	June 1, 2010	Nov. 1, 2014
	80434	14	☐	Corrugated Plastic Pipe (Culvert and Storm Sewer)	Jan. 1, 2021	
*	80029	15	☐	Disadvantaged Business Enterprise Participation	Sept. 1, 2000	Mar. 2, 2019
	80229	16	☐	Fuel Cost Adjustment	April 1, 2009	Aug. 1, 2017
	80447	17	☐	Grading and Shaping Ditches	Jan. 1, 2023	
	80433	18	☐	Green Preformed Thermoplastic Pavement Markings	Jan. 1, 2021	Jan. 1, 2022
	80443	19	☐	High Tension Cable Median Barrier Removal	April 1, 2022	
	80446	20	☐	Hot-Mix Asphalt - Longitudinal Joint Sealant	Nov. 1, 2022	
	80438	21	☐	Illinois Works Apprenticeship Initiative – State Funded Contracts	June 2, 2021	Sept. 2, 2021
	80045	22	☐	Material Transfer Device	June 15, 1999	Jan. 1, 2022
	80441	23	☐	Performance Graded Asphalt Binder	Jan. 1, 2023	
*	3426I	24	☐	Railroad Protective Liability Insurance	Dec. 1, 1986	Jan. 1, 2022
	80445	25	☐	Seeding	Nov. 1, 2022	
	80340	26	☐	Speed Display Trailer	April 2, 2014	Jan. 1, 2022
	80127	27	☐	Steel Cost Adjustment	April 2, 2004	Jan. 1, 2022
	80397	28	☐	Subcontractor and DBE Payment Reporting	April 2, 2018	
	80391	29	☑	Subcontractor Mobilization Payments	Nov. 2, 2017	April 1, 2019
	80437	30	☐	Submission of Payroll Records	April 1, 2021	Nov. 1, 2022
	80435	31	☐	Surface Testing of Pavements – IRI	Jan. 1, 2021	Jan. 1, 2023
	80410	32	☐	Traffic Spotters	Jan. 1, 2019	
*	20338	33	☐	Training Special Provisions	Oct. 15, 1975	Sept. 2, 2021
	80429	34	☐	Ultra-Thin Bonded Wearing Course	April 1, 2020	Jan. 1, 2022
	80439	35	☐	Vehicle and Equipment Warning Lights	Nov. 1, 2021	Nov. 1, 2022
	80440	36	☐	Waterproofing Membrane System	Nov. 1, 2021	
	80302	37	☐	Weekly DBE Trucking Reports	June 2, 2012	Nov. 1, 2021
	80427	38	☑	Work Zone Traffic Control Devices	Mar. 2, 2020	
*	80071	39	☐	Working Days	Jan. 1, 2002	

Highlighted items indicate a new or revised special provision for the letting.

An * indicates the special provision requires additional information from the designer, which needs to be submitted separately The Project Coordination and Implementation Section will then include the information in the applicable special provision.

Attachment: _4798.056 Contract Specifications - Cracksealing FINAL (O-2023-7 : 2023 Cracksealing Project Award)

The following special provisions have been deleted from use.

File Name	Special Provision Title	Effective	Revised
5048I	Building Removal-Case II (Non-Friable Asbestos)	Sept. 1, 1990	April 1, 2010
5049I	Building Removal-Case III (Friable Asbestos)	Sept. 1, 1990	April 1, 2010

The following special provisions are in the 2023 Supplemental Specifications and Recurring Special Provisions.

File Name	Special Provision Title	New Location(s)	Effective	Revised
80293	Concrete Box Culverts with Skews > 30 Degrees and Design Fills ≤ 5 Feet	Articles 540.04 & 540.06	April 1, 2012	July 1, 2016
80311	Concrete End Sections for Pipe Culverts	Articles 540.07, 542.01, 542.02, 542.07, 542.11 & 542.12	Jan. 1, 2013	April 1, 2016
80422	High Tension Cable Median Barrier	Articles 644.02, 644.05, 782.01, 782.04, 782.07 & 1097.02	Jan. 1, 2020	Jan. 1, 2022
80442	Hot-Mix Asphalt	Articles 1030.09 & 1030.10	Jan. 1, 2022	Aug. 1, 2022
80444	Hot-Mix Asphalt – Patching	Errata – Article 442.08(b)	April 1, 2022	
80411	Luminaires, LED	Articles 801.05(a), 821.02(d), 821.03, 821.08 & 1067.01-1067.06	April 1, 2019	Jan. 1, 2022
80418	Mechanically Stabilized Earth Retaining Walls	Articles 1003.07 & 1004.06	Nov. 1, 2019	Nov. 1, 2020
80430	Portland Cement Concrete – Haul Time	Article 1020.11(a)(7)	July 1, 2020	
80395	Sloped Metal End Section for Pipe Culverts	Articles 540.07, 542.01, 542.02, 542.07, 542.11 & 542.12	Jan. 1, 2018	
80318	Traversable Pipe Grate for Concrete End Sections	Articles 540.04, 540.07, 540.08 & 542.01, 542.02, 542.07, 542.11 & 542.12	Jan. 1, 2013	Jan. 1, 2018

Attachment: _4798.056 Contract Specifications - Cracksealing FINAL (O-2023-7 : 2023 Cracksealing Project Award)

COMPENSABLE DELAY COSTS (BDE)

Effective: June 2, 2017
Revised: April 1, 2019

Revise Article 107.40(b) of the Standard Specifications to read:

"(b) Compensation. Compensation will not be allowed for delays, inconveniences, or damages sustained by the Contractor from conflicts with facilities not meeting the above definition; or if a conflict with a utility in an unanticipated location does not cause a shutdown of the work or a documentable reduction in the rate of progress exceeding the limits set herein. The provisions of Article 104.03 notwithstanding, compensation for delays caused by a utility in an unanticipated location will be paid according to the provisions of this Article governing minor and major delays or reduced rate of production which are defined as follows.

(1) Minor Delay. A minor delay occurs when the work in conflict with the utility in an unanticipated location is completely stopped for more than two hours, but not to exceed two weeks.

(2) Major Delay. A major delay occurs when the work in conflict with the utility in an unanticipated location is completely stopped for more than two weeks.

(3) Reduced Rate of Production Delay. A reduced rate of production delay occurs when the rate of production on the work in conflict with the utility in an unanticipated location decreases by more than 25 percent and lasts longer than seven calendar days."

Revise Article 107.40(c) of the Standard Specifications to read:

"(c) Payment. Payment for Minor, Major, and Reduced Rate of Production Delays will be made as follows.

(1) Minor Delay. Labor idled which cannot be used on other work will be paid for according to Article 109.04(b)(1) and (2) for the time between start of the delay and the minimum remaining hours in the work shift required by the prevailing practice in the area.

Equipment idled which cannot be used on other work, and which is authorized to standby on the project site by the Engineer, will be paid for according to Article 109.04(b)(4).

(2) Major Delay. Labor will be the same as for a minor delay.

Equipment will be the same as for a minor delay, except Contractor-owned equipment will be limited to two weeks plus the cost of move-out to either the

Attachment: _4798.056 Contract Specifications - Cracksealing FINAL (O-2023-7 : 2023 Cracksealing Project Award)

Contractor's yard or another job and the cost to re-mobilize, whichever is less. Rental equipment may be paid for longer than two weeks provided the Contractor presents adequate support to the Department (including lease agreement) to show retaining equipment on the job is the most economical course to follow and in the public interest.

(3) Reduced Rate of Production Delay. The Contractor will be compensated for the reduced productivity for labor and equipment time in excess of the 25 percent threshold for that portion of the delay in excess of seven calendar days. Determination of compensation will be in accordance with Article 104.02, except labor and material additives will not be permitted.

Payment for escalated material costs, escalated labor costs, extended project overhead, and extended traffic control will be determined according to Article 109.13."

Revise Article 108.04(b) of the Standard Specifications to read:

"(b) No working day will be charged under the following conditions.

(1) When adverse weather prevents work on the controlling item.

(2) When job conditions due to recent weather prevent work on the controlling item.

(3) When conduct or lack of conduct by the Department or its consultants, representatives, officers, agents, or employees; delay by the Department in making the site available; or delay in furnishing any items required to be furnished to the Contractor by the Department prevents work on the controlling item.

(4) When delays caused by utility or railroad adjustments prevent work on the controlling item.

(5) When strikes, lock-outs, extraordinary delays in transportation, or inability to procure critical materials prevent work on the controlling item, as long as these delays are not due to any fault of the Contractor.

(6) When any condition over which the Contractor has no control prevents work on the controlling item."

Revise Article 109.09(f) of the Standard Specifications to read:

"(f) Basis of Payment. After resolution of a claim in favor of the Contractor, any adjustment in time required for the work will be made according to Section 108. Any adjustment in the costs to be paid will be made for direct labor, direct materials, direct equipment, direct jobsite overhead, direct offsite overhead, and other direct costs allowed by the resolution. Adjustments in costs will not be made for interest charges, loss of anticipated profit, undocumented loss of efficiency, home office overhead and unabsorbed overhead

other than as allowed by Article 109.13, lost opportunity, preparation of claim expenses and other consequential indirect costs regardless of method of calculation.

The above Basis of Payment is an essential element of the contract and the claim cost recovery of the Contractor shall be so limited."

Add the following to Section 109 of the Standard Specifications.

"**109.13 Payment for Contract Delay.** Compensation for escalated material costs, escalated labor costs, extended project overhead, and extended traffic control will be allowed when such costs result from a delay meeting the criteria in the following table.

Contract Type	Cause of Delay	Length of Delay
Working Days	Article 108.04(b)(3) or Article 108.04(b)(4)	No working days have been charged for two consecutive weeks.
Completion Date	Article 108.08(b)(1) or Article 108.08(b)(7)	The Contractor has been granted a minimum two week extension of contract time, according to Article 108.08.

Payment for each of the various costs will be according to the following.

(a) Escalated Material and/or Labor Costs. When the delay causes work, which would have otherwise been completed, to be done after material and/or labor costs have increased, such increases will be paid. Payment for escalated material costs will be limited to the increased costs substantiated by documentation furnished by the Contractor. Payment for escalated labor costs will be limited to those items in Article 109.04(b)(1) and (2), except the 35 percent and 10 percent additives will not be permitted.

(b) Extended Project Overhead. For the duration of the delay, payment for extended project overhead will be paid as follows.

(1) Direct Jobsite and Offsite Overhead. Payment for documented direct jobsite overhead and documented direct offsite overhead, including onsite supervisory and administrative personnel, will be allowed according to the following table.

Original Contract Amount	Supervisory and Administrative Personnel
Up to $5,000,000	One Project Superintendent
Over $ 5,000,000 - up to $25,000,000	One Project Manager, One Project Superintendent or Engineer, and One Clerk
Over $25,000,000 - up to $50,000,000	One Project Manager, One Project Superintendent, One Engineer, and

Attachment: _4798.056 Contract Specifications - Cracksealing FINAL (O-2023-7 : 2023 Cracksealing Project Award)

	One Clerk
Over $50,000,000	One Project Manager, Two Project Superintendents, One Engineer, and One Clerk

(2) Home Office and Unabsorbed Overhead. Payment for home office and unabsorbed overhead will be calculated as 8 percent of the total delay cost.

(c) Extended Traffic Control. Traffic control required for an extended period of time due to the delay will be paid for according to Article 109.04.

When an extended traffic control adjustment is paid under this provision, an adjusted unit price as provided for in Article 701.20(a) for increase or decrease in the value of work by more than ten percent will not be paid.

Upon payment for a contract delay under this provision, the Contractor shall assign subrogation rights to the Department for the Department's efforts of recovery from any other party for monies paid by the Department as a result of any claim under this provision. The Contractor shall fully cooperate with the Department in its efforts to recover from another party any money paid to the Contractor for delay damages under this provision."

80384

Attachment: _4798.056 Contract Specifications - Cracksealing FINAL (O-2023-7 : 2023 Cracksealing Project Award)

CONSTRUCTION AIR QUALITY – DIESEL RETROFIT (BDE)

Effective: June 1, 2010
Revised: November 1, 2014
The reduction of emissions of particulate matter (PM) for off-road equipment shall be accomplished by installing retrofit emission control devices. The term "equipment" refers to diesel fuel powered devices rated at 50 hp and above, to be used on the jobsite in excess of seven calendar days over the course of the construction period on the jobsite (including rental equipment).

Contractor and subcontractor diesel powered off-road equipment assigned to the contract shall be retrofitted using the phased in approach shown below. Equipment that is of a model year older than the year given for that equipment's respective horsepower range shall be retrofitted:

Effective Dates	Horsepower Range	Model Year
June 1, 2010 1/	600-749	2002
	750 and up	2006
June 1, 2011 2/	100-299	2003
	300-599	2001
	600-749	2002
	750 and up	2006
June 1, 2012 2/	50-99	2004
	100-299	2003
	300-599	2001
	600-749	2002
	750 and up	2006

1/ Effective dates apply to Contractor diesel powered off-road equipment assigned to the contract.
2/ Effective dates apply to Contractor and subcontractor diesel powered off-road equipment assigned to the contract.

The retrofit emission control devices shall achieve a minimum PM emission reduction of 50 percent and shall be:

a) Included on the U.S. Environmental Protection Agency (USEPA) *Verified Retrofit Technology List* (http://www.epa.gov/cleandiesel/verification/verif-list.htm), or verified by the California Air Resources Board (CARB) (http://www.arb.ca.gov/diesel/verdev/vt/cvt.htm); or

b) Retrofitted with a non-verified diesel retrofit emission control device if verified retrofit emission control devices are not available for equipment proposed to be used on the project, and if the Contractor has obtained a performance certification from the retrofit

Attachment: _4798.056 Contract Specifications - Cracksealing FINAL (O-2023-7 : 2023 Cracksealing Project Award)

device manufacturer that the emission control device provides a minimum PM emission reduction of 50 percent.

Note: Large cranes (Crawler mounted cranes) which are responsible for critical lift operations are exempt from installing retrofit emission control devices if such devices adversely affect equipment operation.

Diesel powered off-road equipment with engine ratings of 50 hp and above, which are unable to be retrofitted with verified emission control devices or if performance certifications are not available which will achieve a minimum 50 percent PM reduction, may be granted a waiver by the Department if documentation is provided showing good faith efforts were made by the Contractor to retrofit the equipment.

Construction shall not proceed until the Contractor submits a certified list of the diesel powered off-road equipment that will be used, and as necessary, retrofitted with emission control devices. The list(s) shall include (1) the equipment number, type, make, Contractor/rental company name; and (2) the emission control devices make, model, USEPA or CARB verification number, or performance certification from the retrofit device manufacturer. Equipment reported as fitted with emissions control devices shall be made available to the Engineer for visual inspection of the device installation, prior to being used on the jobsite.

The Contractor shall submit an updated list of retrofitted off-road construction equipment as retrofitted equipment changes or comes on to the jobsite. The addition or deletion of any diesel powered equipment shall be included on the updated list.

If any diesel powered off-road equipment is found to be in non-compliance with any portion of this special provision, the Engineer will issue the Contractor a diesel retrofit deficiency deduction.

Any costs associated with retrofitting any diesel powered off-road equipment with emission control devices shall be considered as included in the contract unit prices bid for the various items of work involved and no additional compensation will be allowed. The Contractor's compliance with this notice and any associated regulations shall not be grounds for a claim.

Diesel Retrofit Deficiency Deduction

When the Engineer determines that a diesel retrofit deficiency exists, a daily monetary deduction will be imposed for each calendar day or fraction thereof the deficiency continues to exist. The calendar day(s) will begin when the time period for correction is exceeded and end with the Engineer's written acceptance of the correction. The daily monetary deduction will be $1,000.00 for each deficiency identified.

The deficiency will be based on lack of diesel retrofit emissions control.

If a Contractor accumulates three diesel retrofit deficiency deductions for the same piece of equipment in a contract period, the Contractor will be shutdown until the deficiency is corrected.

Attachment: _4798.056 Contract Specifications - Cracksealing FINAL (O-2023-7 : 2023 Cracksealing Project Award)

Such a shutdown will not be grounds for any extension of the contract time, waiver of penalties, or be grounds for any claim.

80261

SUBCONTRACTOR MOBILIZATION PAYMENTS (BDE)

Effective: November 2, 2017
Revised: April 1, 2019

Replace the second paragraph of Article 109.12 of the Standard Specifications with the following:

"This mobilization payment shall be made at least seven days prior to the subcontractor starting work. The amount paid shall be at the following percentage of the amount of the subcontract reported on form BC 260A submitted for the approval of the subcontractor's work.

Value of Subcontract Reported on Form BC 260A	Mobilization Percentage
Less than $10,000	25%
$10,000 to less than $20,000	20%
$20,000 to less than $40,000	18%
$40,000 to less than $60,000	16%
$60,000 to less than $80,000	14%
$80,000 to less than $100,000	12%
$100,000 to less than $250,000	10%
$250,000 to less than $500,000	9%
$500,000 to $750,000	8%
Over $750,000	7%"

80391

Attachment: _4798.056 Contract Specifications - Cracksealing FINAL (O-2023-7 : 2023 Cracksealing Project Award)

WORK ZONE TRAFFIC CONTROL DEVICES (BDE)

Effective: March 2, 2020

Add the following to Article 701.03 of the Standard Specifications:

"(q) Temporary Sign Supports ..... 1106.02"

Revise the third paragraph of Article 701.14 of the Standard Specifications to read:

"For temporary sign supports, the Contractor shall provide a FHWA eligibility letter for each device used on the contract. The letter shall provide information for the set-up and use of the device as well as a detailed drawing of the device. The signs shall be supported within 20 degrees of vertical. Weights used to stabilize signs shall be attached to the sign support per the manufacturer's specifications."

Revise the first paragraph of Article 701.15 of the Standard Specifications to read:

"**701.15 Traffic Control Devices.** For devices that must meet crashworthiness standards, the Contractor shall provide a manufacturer's self-certification or a FHWA eligibility letter for each Category 1 device and a FHWA eligibility letter for each Category 2 and Category 3 device used on the contract. The self-certification or letter shall provide information for the set-up and use of the device as well as a detailed drawing of the device."

Revise the first six paragraphs of Article 1106.02 of the Standard Specifications to read:

"**1106.02 Devices.** Work zone traffic control devices and combinations of devices shall meet crashworthiness standards for their respective categories. The categories are as follows.

Category 1 includes small, lightweight, channelizing and delineating devices that have been in common use for many years and are known to be crashworthy by crash testing of similar devices or years of demonstrable safe performance. These include cones, tubular markers, plastic drums, and delineators, with no attachments (e.g. lights). Category 1 devices manufactured after December 31, 2019 shall be MASH-16 compliant. Category 1 devices manufactured on or before December 31, 2019, and compliant with NCHRP 350 or MASH 2009, may be used on contracts let before December 31, 2024.

Category 2 includes devices that are not expected to produce significant vehicular velocity change but may otherwise be hazardous. These include vertical panels with lights, barricades, temporary sign supports, and Category 1 devices with attachments (e.g. drums with lights). Category 2 devices manufactured after December 31, 2019 shall be MASH-16 compliant. Category 2 devices manufactured on or before December 31, 2019, and compliant with NCHRP 350 or MASH 2009, may be used on contracts let before December 31, 2024.

Category 3 includes devices that are expected to cause significant velocity changes or other potentially harmful reactions to impacting vehicles. These include crash cushions (impact

Attachment: _4798.056 Contract Specifications - Cracksealing FINAL (O-2023-7 : 2023 Cracksealing Project Award)

attenuators), truck mounted attenuators, and other devices not meeting the definitions of Category 1 or 2. Category 3 devices manufactured after December 31, 2019 shall be MASH-16 compliant. Category 3 devices manufactured on or before December 31, 2019, and compliant with NCHRP 350 or MASH 2009, may be used on contracts let before December 31, 2029. Category 3 devices shall be crash tested for Test Level 3 or the test level specified.

Category 4 includes portable or trailer-mounted devices such as arrow boards, changeable message signs, temporary traffic signals, and area lighting supports. It is preferable for Category 4 devices manufactured after December 31, 2019 to be MASH-16 compliant; however, there are currently no crash tested devices in this category, so it remains exempt from the NCHRP 350 or MASH compliance requirement.

For each type of device, when no more than one MASH-16 compliant is available, an NCHRP 350 or MASH-2009 compliant device may be used, even if manufactured after December 31, 2019."

Revise Articles 1106.02(g), 1106.02(k), and 1106.02(l) to read:

"(g) Truck Mounted/Trailer Mounted Attenuators. The attenuator shall be approved for use at Test Level 3. Test Level 2 may be used for normal posted speeds less than or equal to 45 mph.

(k) Temporary Water Filled Barrier. The water filled barrier shall be a lightweight plastic shell designed to accept water ballast and be on the Department's qualified product list.

Shop drawings shall be furnished by the manufacturer and shall indicate the deflection of the barrier as determined by acceptance testing; the configuration of the barrier in that test; and the vehicle weight, velocity, and angle of impact of the deflection test. The Engineer shall be provided one copy of the shop drawings.

(l) Movable Traffic Barrier. The movable traffic barrier shall be on the Department's qualified product list.

Shop drawings shall be furnished by the manufacturer and shall indicate the deflection of the barrier as determined by acceptance testing; the configuration of the barrier in that test; and the vehicle weight, velocity, and angle of impact of the deflection test. The Engineer shall be provided one copy of the shop drawings. The barrier shall be capable of being moved on and off the roadway on a daily basis."

80427

Attachment: _4798.056 Contract Specifications - Cracksealing FINAL (O-2023-7 : 2023 Cracksealing Project Award)

Cook County Prevailing Wage Rates posted on 10/3/2022

Trade Title	Rg	Type	C	Base	Foreman	Overtime M-F	Sa	Su	Hol	H/W	Pension	Vac	Trng	Othe Ins
ASBESTOS ABT-GEN	All	ALL		47.40	48.40	1.5	1.5	2.0	2.0	17.05	15.21	0.00	0.90	
ASBESTOS ABT-MEC	All	BLD		39.60	42.77	1.5	1.5	2.0	2.0	14.77	13.59	0.00	0.86	
BOILERMAKER	All	BLD		53.66	58.48	2.0	2.0	2.0	2.0	6.97	23.69	0.00	2.67	
BRICK MASON	All	BLD		49.81	54.79	1.5	1.5	2.0	2.0	12.10	21.56	0.00	1.10	
CARPENTER	All	ALL		52.01	54.01	1.5	1.5	2.0	2.0	11.79	24.76	1.50	0.80	
CEMENT MASON	All	ALL		49.75	51.75	2.0	1.5	2.0	2.0	17.08	20.74	0.00	1.00	
CERAMIC TILE FINISHER	All	BLD		44.18	44.18	1.5	1.5	2.0	2.0	12.25	14.77	0.00	1.00	
COMMUNICATION ELECTRICIAN	All	BLD		47.16	50.46	1.5	1.5	2.0	2.0	12.70	14.10	1.25	1.57	0
ELECTRIC PWR EQMT OP	All	ALL		58.25	63.91	1.5	1.5	2.0	2.0	13.08	19.67	0.00	3.19	
ELECTRIC PWR GRNDMAN	All	ALL		45.44	63.91	1.5	1.5	2.0	2.0	10.20	15.34	0.00	2.49	
ELECTRIC PWR LINEMAN	All	ALL		58.25	63.91	1.5	1.5	2.0	2.0	13.08	19.67	0.00	3.19	
ELECTRICIAN	All	ALL		52.05	55.69	1.5	1.5	2.0	2.0	17.65	18.30	1.25	1.92	1
ELEVATOR CONSTRUCTOR	All	BLD		62.47	70.28	2.0	2.0	2.0	2.0	16.03	20.21	5.00	0.65	
FENCE ERECTOR	All	ALL		46.89	48.89	1.5	1.5	2.0	2.0	13.68	17.42	0.00	0.75	
GLAZIER	All	BLD		48.75	50.25	1.5	2.0	2.0	2.0	15.19	24.43	0.00	1.70	
HEAT/FROST INSULATOR	All	BLD		52.80	55.97	1.5	1.5	2.0	2.0	14.77	16.76	0.00	0.86	
IRON WORKER	All	ALL		55.81	57.81	2.0	2.0	2.0	2.0	16.05	25.31	0.00	0.49	
LABORER	All	ALL		47.40	48.15	1.5	1.5	2.0	2.0	17.05	15.21	0.00	0.90	
LATHER	All	ALL		52.01	54.01	1.5	1.5	2.0	2.0	11.79	24.76	1.50	0.80	
MACHINIST	All	BLD		53.18	57.18	1.5	1.5	2.0	2.0	9.93	8.95	1.85	1.47	
MARBLE FINISHER	All	ALL		38.00	51.41	1.5	1.5	2.0	2.0	12.10	19.60	0.00	0.60	
MARBLE MASON	All	BLD		48.96	53.86	1.5	1.5	2.0	2.0	12.10	21.03	0.00	0.78	
MATERIAL TESTER I	All	ALL		37.40		1.5	1.5	2.0	2.0	17.05	15.21	0.00	0.90	
MATERIALS TESTER II	All	ALL		42.40		1.5	1.5	2.0	2.0	17.05	15.21	0.00	0.90	
MILLWRIGHT	All	ALL		52.01	54.01	1.5	1.5	2.0	2.0	11.79	24.76	1.50	0.80	
OPERATING ENGINEER	All	BLD	1	55.10	59.10	2.0	2.0	2.0	2.0	22.15	19.30	2.00	2.55	
OPERATING ENGINEER	All	BLD	2	53.80	59.10	2.0	2.0	2.0	2.0	22.15	19.30	2.00	2.55	
OPERATING ENGINEER	All	BLD	3	51.25	59.10	2.0	2.0	2.0	2.0	22.15	19.30	2.00	2.55	
OPERATING ENGINEER	All	BLD	4	49.50	59.10	2.0	2.0	2.0	2.0	22.15	19.30	2.00	2.55	
OPERATING ENGINEER	All	BLD	5	58.85	59.10	2.0	2.0	2.0	2.0	22.15	19.30	2.00	2.55	
OPERATING ENGINEER	All	BLD	6	56.10	59.10	2.0	2.0	2.0	2.0	22.15	19.30	2.00	2.55	

Attachment: _4798.056 Contract Specifications - Cracksealing FINAL (O-2023-7 : 2023 Cracksealing Project Award)

OPERATING ENGINEER	All	BLD	7	58.10	59.10	2.0	2.0	2.0	2.0	22.15	19.30	2.00	2.55
OPERATING ENGINEER	All	FLT	1	61.10	61.10	1.5	1.5	2.0	2.0	21.40	18.60	2.00	2.40
OPERATING ENGINEER	All	FLT	2	59.60	61.10	1.5	1.5	2.0	2.0	21.40	18.60	2.00	2.40
OPERATING ENGINEER	All	FLT	3	58.10	61.10	1.5	1.5	2.0	2.0	21.40	18.60	2.00	2.40
OPERATING ENGINEER	All	FLT	4	53.60	61.10	1.5	1.5	2.0	2.0	21.40	18.60	2.00	2.40
OPERATING ENGINEER	All	FLT	5	62.60	61.10	1.5	1.5	2.0	2.0	21.40	18.60	2.00	2.40
OPERATING ENGINEER	All	FLT	6	41.00	61.10	1.5	1.5	2.0	2.0	21.40	18.60	2.00	2.40
OPERATING ENGINEER	All	HWY	1	53.30	57.30	1.5	1.5	2.0	2.0	22.15	19.30	2.00	2.55
OPERATING ENGINEER	All	HWY	2	52.75	57.30	1.5	1.5	2.0	2.0	22.15	19.30	2.00	2.55
OPERATING ENGINEER	All	HWY	3	50.70	57.30	1.5	1.5	2.0	2.0	22.15	19.30	2.00	2.55
OPERATING ENGINEER	All	HWY	4	49.30	57.30	1.5	1.5	2.0	2.0	22.15	19.30	2.00	2.55
OPERATING ENGINEER	All	HWY	5	48.10	57.30	1.5	1.5	2.0	2.0	22.15	19.30	2.00	2.55
OPERATING ENGINEER	All	HWY	6	56.30	57.30	1.5	1.5	2.0	2.0	22.15	19.30	2.00	2.55
OPERATING ENGINEER	All	HWY	7	54.30	57.30	1.5	1.5	2.0	2.0	22.15	19.30	2.00	2.55
ORNAMENTAL IRON WORKER	All	ALL		53.32	55.82	2.0	2.0	2.0	2.0	14.23	25.00	0.00	1.75
PAINTER	All	ALL		50.30	56.59	1.5	1.5	1.5	2.0	14.26	14.99	0.00	1.72
PAINTER - SIGNS	All	BLD		41.55	46.67	1.5	1.5	2.0	2.0	3.04	3.90	0.00	0.00
PILEDRIVER	All	ALL		52.01	54.01	1.5	1.5	2.0	2.0	11.79	24.76	1.50	0.80
PIPEFITTER	All	BLD		53.00	56.00	1.5	1.5	2.0	2.0	11.85	22.85	0.00	2.92
PLASTERER	All	BLD		47.75	50.62	1.5	1.5	2.0	2.0	17.08	19.18	0.00	1.00
PLUMBER	All	BLD		54.80	58.10	1.5	1.5	2.0	2.0	16.70	17.04	0.00	1.58
ROOFER	All	BLD		47.80	51.80	1.5	1.5	2.0	2.0	11.58	14.71	0.00	0.96
SHEETMETAL WORKER	All	BLD		49.10	53.03	1.5	1.5	2.0	2.0	13.53	28.20	0.00	1.00
SIGN HANGER	All	BLD		34.72	37.50	1.5	1.5	2.0	2.0	6.85	4.50	0.00	0.00
SPRINKLER FITTER	All	BLD		53.25	56.00	1.5	1.5	2.0	2.0	14.20	18.60	0.00	0.75
STEEL ERECTOR	All	ALL		55.81	57.81	2.0	2.0	2.0	2.0	16.05	25.31	0.00	0.49
STONE MASON	All	BLD		49.81	54.79	1.5	1.5	2.0	2.0	12.10	21.56	0.00	1.10
TERRAZZO FINISHER	All	BLD		45.57	45.57	1.5	1.5	2.0	2.0	12.25	17.14	0.00	1.03
TERRAZZO MASON	All	BLD		49.41	52.91	1.5	1.5	2.0	2.0	12.25	18.60	0.00	1.07
TILE MASON	All	BLD		51.44	55.44	1.5	1.5	2.0	2.0	12.25	18.48	0.00	1.08
TRAFFIC SAFETY WORKER I	All	HWY		39.30	40.90	1.5	1.5	2.0	2.0	9.65	9.10	0.00	0.10
TRAFFIC SAFETY WORKER II	ALL	HWY		40.30	41.90	1.5	1.5	2.0	2.0	9.65	9.10	0.00	0.10
TRUCK DRIVER	E	ALL	1	39.95	40.60	1.5	1.5	2.0	2.0	12.30	15.24	0.00	0.15
TRUCK DRIVER	E	ALL	2	40.20	40.60	1.5	1.5	2.0	2.0	12.30	15.24	0.00	0.15
TRUCK DRIVER	E	ALL	3	40.40	40.60	1.5	1.5	2.0	2.0	12.30	15.24	0.00	0.15
TRUCK DRIVER	E	ALL	4	40.60	40.60	1.5	1.5	2.0	2.0	12.30	15.24	0.00	0.15

Attachment: _4798.056 Contract Specifications - Cracksealing FINAL (O-2023-7 : 2023 Cracksealing Project Award)

TRUCK DRIVER	W	ALL	1	40.63	41.18	1.5	1.5	2.0	2.0	10.70	14.71	0.00	0.15
TRUCK DRIVER	W	ALL	2	40.78	41.18	1.5	1.5	2.0	2.0	10.70	14.71	0.00	0.15
TRUCK DRIVER	W	ALL	3	40.98	41.18	1.5	1.5	2.0	2.0	10.70	14.71	0.00	0.15
TRUCK DRIVER	W	ALL	4	41.18	41.18	1.5	1.5	2.0	2.0	10.70	14.71	0.00	0.15
TUCKPOINTER	All	BLD		49.53	50.53	1.5	1.5	2.0	2.0	9.04	21.06	0.00	1.07

Legend
Rg Region
Type Trade Type - All,Highway,Building,Floating,Oil & Chip,Rivers
C Class
Base Base Wage Rate
OT M-F Unless otherwise noted, OT pay is required for any hour greater than 8 worked each day, Mon through Fri. The number listed is the multiple of the base wage.
OT Sa Overtime pay required for every hour worked on Saturdays
OT Su Overtime pay required for every hour worked on Sundays
OT Hol Overtime pay required for every hour worked on Holidays
H/W Health/Welfare benefit
Vac Vacation
Trng Training
Other Ins Employer hourly cost for any other type(s) of insurance provided for benefit of worker.

Explanations COOK COUNTY

The following list is considered as those days for which holiday rates of wages for work performed apply: New Years Day, Memorial Day, Fourth of July, Labor Day, Thanksgiving Day, Christmas Day and Veterans Day in some classifications/counties. Generally, any of these holidays which fall on a Sunday is celebrated on the following Monday. This then makes work performe on that Monday payable at the appropriate overtime rate for holiday pay. Common practice in a given local may alter certain days of celebration. If in doubt, please check with IDOL.

TRUCK DRIVERS (WEST) - That part of the county West of Barrington Road.

EXPLANATION OF CLASSES

ASBESTOS - GENERAL - removal of asbestos material/mold and hazardous materials from any place in a building, including mechanical systems where those mechanical systems are to be removed. This includes the removal of asbestos materials/mold and hazardous materials from ductwork or pipes in a building when the building is to be demolished at the time or at some clo future date. ASBESTOS - MECHANICAL - removal of asbestos material from mechanical systems, such as pipes, ducts, and boilers, where the mechanical systems are to remain.

CERAMIC TILE FINISHER

The grouting, cleaning, and polishing of all classes of tile, whether for interior or exterior purposes, all burned, glazed or unglaze products; all composition materials, granite tiles, warning detectable tiles, cement tiles, epoxy composite materials, pavers, glass mosaics, fiberglass, and all substitute materials, for tile made in tile-like units; all mixtures in tile like form of cement, metals, anc other materials that are for and intended for use as a finished floor surface, stair treads, promenade roofs, walks, walls, ceilings, swimming pools, and all other places where tile is to form a finished interior or exterior. The mixing of all setting mortars including but not limited to thin-set mortars, epoxies, wall mud, and any other sand and cement mixtures or adhesives when

Attachment: _4798.056 Contract Specifications - Cracksealing FINAL (O-2023-7 : 2023 Cracksealing Project Award)

used in the preparation, installation, repair, or maintenance of tile and/or similar materials. The handling and unloading of all sand, cement, lime, tile, fixtures, equipment, adhesives, or any other materials to be used in the preparation, installation, repair, maintenance of tile and/or similar materials. Ceramic Tile Finishers shall fill all joints and voids regardless of method on all tile work, particularly and especially after installation of said tile work. Application of any and all protective coverings to all types of tile installations including, but not be limited to, all soap compounds, paper products, tapes, and all polyethylene coverings, plywood, masonite, cardboard, and any new type of products that may be used to protect tile installations, Blastrac equipment, and all floor scarifying equipment used in preparing floors to receive tile. The clean up and removal of all waste and materials. All demolition of existing tile floors and walls to be re-tiled.

COMMUNICATIONS ELECTRICIAN

Installation, operation, inspection, maintenance, repair and service of radio, television, recording, voice sound vision production and reproduction, telephone and telephone interconnect, facsimile, data apparatus, coaxial, fibre optic and wireless equipment, appliances and systems used for the transmission and reception of signals of any nature, business, domestic, commercial, education, entertainment, and residential purposes, including but not limited to, communication and telephone, electronic and sound equipment, fibre optic and data communication systems, and the performance of any task directly related to such installation or service whether at new or existing sites, such tasks to include the placing of wire and cable and electrical power conduit or other raceway work within the equipment room and pulling wire and/or cable through conduit and the installation o any incidental conduit, such that the employees covered hereby can complete any job in full.

MARBLE FINISHER

Loading and unloading trucks, distribution of all materials (all stone, sand, etc.), stocking of floors with material, performing all rigging for heavy work, the handling of all material that may be needed for the installation of such materials, building of scaffolding, polishing if needed, patching, waxing of material if damaged, pointing up, caulking, grouting and cleaning of marbl holding water on diamond or Carborundum blade or saw for setters cutting, use of tub saw or any other saw needed for preparation of material, drilling of holes for wires that anchor material set by setters, mixing up of molding plaster for installatio of material, mixing up thin set for the installation of material, mixing up of sand to cement for the installation of material and such other work as may be required in helping a Marble Setter in the handling of all material in the erection or installation of interior marble, slate, travertine, art marble, serpentine, alberene stone, blue stone, granite and other stones (meaning as to stor any foreign or domestic materials as are specified and used in building interiors and exteriors and customarily known as stone i the trade), carrara, sanionyx, vitrolite and similar opaque glass and the laying of all marble tile, terrazzo tile, slate tile and precas tile, steps, risers treads, base, or any other materials that may be used as substitutes for any of the aforementioned materials an which are used on interior and exterior which are installed in a similar manner.

MATERIAL TESTER I: Hand coring and drilling for testing of materials; field inspection of uncured concrete and asphalt.

MATERIAL TESTER II: Field inspection of welds, structural steel, fireproofing, masonry, soil, facade, reinforcing steel, formwork, cured concrete, and concrete and asphalt batch plants; adjusting proportions of bituminous mixtures.

OPERATING ENGINEER - BUILDING

Class 1. Asphalt Plant; Asphalt Spreader; Autograde; Backhoes with Caisson Attachment; Batch Plant; Benoto (requires Two Engineers); Boiler and Throttle Valve; Caisson Rigs; Central Redi-Mix Plant; Combination Back Hoe Front End-loader Machine; Compressor and Throttle Valve; Concrete Breaker (Truck Mounted); Concrete Conveyor; Concrete Conveyor (Truck Mounted); Concrete Paver Over 27E cu. ft; Concrete Paver 27E cu. ft. and Under: Concrete Placer; Concrete Placing Boom; Concrete Pump (Truck Mounted); Concrete Tower; Cranes, All; Cranes, Hammerhead; Cranes, (GCI and similar Type); Creter Crane; Spider Crane; Crusher, Stone, etc.; Derricks, All; Derricks, Traveling; Formless Curb and Gutter Machine; Grader, Elevating; Grouting Machines; Heavy Duty Self-Propelled Transporter or Prime Mover; Highlift Shovels or Front Endloader 2-1/4 yd. and over; Hoists, Elevators outside type rack and pinion and similar machines; Hoists, One, Two and Three Drum; Hoists, Two Tugger One Floor; Hydraulic

Attachment: _4798.056 Contract Specifications - Cracksealing FINAL (O-2023-7 : 2023 Cracksealing Project Award)

Backhoes; Hydraulic Boom Trucks; Hydro Vac (and similar equipment); Locomotives, All; Motor Patrol; Lubrication Technician; Manipulators; Pile Drivers and Skid Rig; Post Hole Digger; Pre-Stress Machine; Pump Cretes Dual Ram; Pump Cretes: Squeeze Cretes-Screw Type Pumps; Gypsum Bulker and Pump; Raised and Blind Hole Drill; Roto Mill Grinder; Scoops - Tractor Drawn; Sli Form Paver; Straddle Buggies; Operation of Tie Back Machine; Tournapull; Tractor with Boom and Side Boom; Trenching Machines.

Class 2. Boilers; Broom, All Power Propelled; Bulldozers; Concrete Mixer (Two Bag and Over); Conveyor, Portable; Forklift Trucks; Highlift Shovels or Front Endloaders under 2-1/4 yd.; Hoists, Automatic; Hoists, Inside Elevators; Hoists, Sewer Dragging Machin Hoists, Tugger Single Drum; Laser Screed; Rock Drill (Self-Propelled); Rock Drill (Truck Mounted); Rollers, All; Steam Generators; Tractors, All; Tractor Drawn Vibratory Roller; Winch Trucks with "A" Frame.

Class 3. Air Compressor; Combination Small Equipment Operator; Generators; Heaters, Mechanical; Hoists, Inside Elevators (remodeling or renovation work); Hydraulic Power Units (Pile Driving, Extracting, and Drilling); Pumps, over 3" (1 to 3 not to exceed a total of 300 ft.); Low Boys; Pumps, Well Points; Welding Machines (2 through 5); Winches, 4 Small Electric Drill Winches

Class 4. Bobcats and/or other Skid Steer Loaders; Oilers; and Brick Forklift.

Class 5. Assistant Craft Foreman.

Class 6. Gradall.

Class 7. Mechanics; Welders.

OPERATING ENGINEERS - HIGHWAY CONSTRUCTION

Class 1. Asphalt Plant; Asphalt Heater and Planer Combination; Asphalt Heater Scarfire; Asphalt Spreader; Autograder/GOMACC or other similar type machines: ABG Paver; Backhoes with Caisson Attachment; Ballast Regulator; Belt Loader; Caisson Rigs; Car Dumper; Central Redi-Mix Plant; Combination Backhoe Front Endloader Machine, (1 cu. yd. Backhoe Bucket or over or with attachments); Concrete Breaker (Truck Mounted); Concrete Conveyor; Concrete Paver over 27E cu. ft.; Concrete Placer; Concrete Tube Float; Cranes, all attachments; Cranes, Tower Cranes of all types: Creter Crane: Spider Crane; Crusher, Stone, etc.; Derricks, All; Derrick Boats; Derricks, Traveling; Dredges; Elevators, Outside type Rack & Pinion and Similar Machines; Formless Curb and Gutter Machine; Grader, Elevating; Grader, Motor Grader, Motor Patrol, Auto Patrol, Form Grader, Pull Grader, Subgrader; Guard Rail Post Driver Truck Mounted; Hoists, One, Two and Three Drum; Heavy Duty Self-Propelled Transporter or Prime Mover; Hydraulic Backhoes; Backhoes with shear attachments up to 40' of boom reach; Lubrication Technician; Manipulators; Mucking Machine; Pile Drivers and Skid Rig; Pre-Stress Machine; Pump Cretes Dual Ram; Rock Drill - Crawler or Skid Rig; Rock Drill - Truc Mounted; Rock/Track Tamper; Roto Mill Grinder; Slip-Form Paver; Snow Melters; Soil Test Drill Rig (Truck Mounted); Straddle Buggies; Hydraulic Telescoping Form (Tunnel); Operation of Tieback Machine; Tractor Drawn Belt Loader; Tractor Drawn Belt Loader (with attached pusher - two engineers); Tractor with Boom; Tractaire with Attachments; Traffic Barrier Transfer Machine; Trenching; Truck Mounted Concrete Pump with Boom; Raised or Blind Hole Drills (Tunnel Shaft); Underground Boring and/or Mining Machines 5 ft. in diameter and over tunnel, etc; Underground Boring and/or Mining Machines under 5 ft. in diameter; Wheel Excavator; Widener (APSCO).

Class 2. Batch Plant; Bituminous Mixer; Boiler and Throttle Valve; Bulldozers; Car Loader Trailing Conveyors; Combination Backho Front Endloader Machine (Less than 1 cu. yd. Backhoe Bucket or over or with attachments); Compressor and Throttle Valve; Compressor, Common Receiver (3); Concrete Breaker or Hydro Hammer; Concrete Grinding Machine; Concrete Mixer or Paver 7 Series to and including 27 cu. ft.; Concrete Spreader; Concrete Curing Machine, Burlap Machine, Belting Machine and Sealing Machine; Concrete Wheel Saw; Conveyor Muck Cars (Haglund or Similar Type); Drills, All; Finishing Machine - Concrete; Highlift Shovels or Front Endloader; Hoist - Sewer Dragging Machine; Hydraulic Boom Trucks (All Attachments); Hydro-Blaster; Hydro Excavating (excluding hose work); Laser Screed; All Locomotives, Dinky; Off-Road Hauling Units (including articulating) Non Self Loading Ejection Dump; Pump Cretes: Squeeze Cretes - Screw Type Pumps, Gypsum Bulker and Pump; Roller, Asphalt; Rotary

Attachment: _4798.056 Contract Specifications - Cracksealing FINAL (O-2023-7 : 2023 Cracksealing Project Award)

Snow Plows; Rototiller, Seaman, etc., self-propelled; Self-Propelled Compactor; Spreader - Chip - Stone, etc.; Scraper - Single/Tw Engine/Push and Pull; Scraper - Prime Mover in Tandem (Regardless of Size); Tractors pulling attachments, Sheeps Foot, Disc, Compactor, etc.; Tug Boats.

Class 3. Boilers; Brooms, All Power Propelled; Cement Supply Tender; Compressor, Common Receiver (2); Concrete Mixer (Two Bag and Over); Conveyor, Portable; Farm-Type Tractors Used for Mowing, Seeding, etc.; Forklift Trucks; Grouting Machine; Hoist Automatic; Hoists, All Elevators; Hoists, Tugger Single Drum; Jeep Diggers; Low Boys; Pipe Jacking Machines; Post-Hole Digger; Power Saw, Concrete Power Driven; Pug Mills; Rollers, other than Asphalt; Seed and Straw Blower; Steam Generators; Stump Machine; Winch Trucks with "A" Frame; Work Boats; Tamper-Form-Motor Driven.

Class 4. Air Compressor; Combination - Small Equipment Operator; Directional Boring Machine; Generators; Heaters, Mechanica Hydraulic Power Unit (Pile Driving, Extracting, or Drilling); Light Plants, All (1 through 5); Pumps, over 3" (1 to 3 not to exceed a total of 300 ft.); Pumps, Well Points; Vacuum Trucks (excluding hose work); Welding Machines (2 through 5); Winches, 4 Small Electric Drill Winches.

Class 5. SkidSteer Loader (all); Brick Forklifts; Oilers.

Class 6. Field Mechanics and Field Welders

Class 7. Dowell Machine with Air Compressor; Gradall and machines of like nature.

OPERATING ENGINEER - FLOATING

Class 1. Craft Foreman; Master Mechanic; Diver/Wet Tender; Engineer; Engineer (Hydraulic Dredge).

Class 2. Crane/Backhoe Operator; Boat Operator with towing endorsement; Mechanic/Welder; Assistant Engineer (Hydraulic Dredge); Leverman (Hydraulic Dredge); Diver Tender.

Class 3. Deck Equipment Operator, Machineryman, Maintenance of Crane (over 50 ton capacity) or Backhoe (115,000 lbs. or more); Tug/Launch Operator; Loader/Dozer and like equipment on Barge, Breakwater Wall, Slip/Dock, or Scow, Deck Machinery, etc.

Class 4. Deck Equipment Operator, Machineryman/Fireman (4 Equipment Units or More); Off Road Trucks; Deck Hand, Tug Engineer, Crane Maintenance (50 Ton Capacity and Under) or Backhoe Weighing (115,000 pounds or less); Assistant Tug Operator.

Class 5. Friction or Lattice Boom Cranes.

Class 6. ROV Pilot, ROV Tender

TERRAZZO FINISHER

The handling of sand, cement, marble chips, and all other materials that may be used by the Mosaic Terrazzo Mechanic, and the mixing, grinding, grouting, cleaning and sealing of all Marble, Mosaic, and Terrazzo work, floors, base, stairs, and wainscoting by hand or machine, and in addition, assisting and aiding Marble, Masonic, and Terrazzo Mechanics.

TRAFFIC SAFETY Worker I

Traffic Safety Worker I - work associated with the delivery, installation, pick-up and servicing of safety devices during periods of roadway construction, including such work as set-up and maintenance of barricades, barrier wall reflectors, drums, cones, delineators, signs, crash attenuators, glare screen and other such items, and the layout and application or removal of conflicting and/or temporary roadway markings utilized to control traffic in construction zones, as well as flagging for these operations.

Attachment: _4798.056 Contract Specifications - Cracksealing FINAL (O-2023-7 : 2023 Cracksealing Project Award)

TRAFFIC SAFETY WORKER II

Work associated with the installation and removal of permanent pavement markings and/or pavement markers including both installations performed by hand and installations performed by truck.

TRUCK DRIVER - BUILDING, HEAVY AND HIGHWAY CONSTRUCTION - EAST & WEST

Class 1. Two or three Axle Trucks. A-frame Truck when used for transportation purposes; Air Compressors and Welding Machines, including those pulled by cars, pick-up trucks and tractors; Ambulances; Batch Gate Lockers; Batch Hopperman; Car and Truck Washers; Carry-alls; Fork Lifts and Hoisters; Helpers; Mechanics Helpers and Greasers; Oil Distributors 2-man operation; Pavement Breakers; Pole Trailer, up to 40 feet; Power Mower Tractors; Self-propelled Chip Spreader; Skipman; Slurry Trucks, 2-man operation; Slurry Truck Conveyor Operation, 2 or 3 man; Teamsters; Unskilled Dumpman; and Truck Drivers hauling warning lights, barricades, and portable toilets on the job site.

Class 2. Four axle trucks; Dump Crets and Adgetors under 7 yards; Dumpsters, Track Trucks, Euclids, Hug Bottom Dump Turnapulls or Turnatrailers when pulling other than self-loading equipment or similar equipment under 16 cubic yards; Mixer Trucks under 7 yards; Ready-mix Plant Hopper Operator, and Winch Trucks, 2 Axles.

Class 3. Five axle trucks; Dump Crets and Adgetors 7 yards and over; Dumpsters, Track Trucks, Euclids, Hug Bottom Dump Turnatrailers or turnapulls when pulling other than self-loading equipment or similar equipment over 16 cubic yards; Explosives and/or Fission Material Trucks; Mixer Trucks 7 yards or over; Mobile Cranes while in transit; Oil Distributors, 1-man operation; Pole Trailer, over 40 feet; Pole and Expandable Trailers hauling material over 50 feet long; Slurry trucks, 1-man operation; Winch trucks, 3 axles or more; Mechanic--Truck Welder and Truck Painter.

Class 4. Six axle trucks; Dual-purpose vehicles, such as mounted crane trucks with hoist and accessories; Foreman; Master Mechanic; Self-loading equipment like P.B. and trucks with scoops on the front.

Other Classifications of Work:

For definitions of classifications not otherwise set out, the Department generally has on file such definitions which are available If a task to be performed is not subject to one of the classifications of pay set out, the Department will upon being contacted state which neighboring county has such a classification and provide such rate, such rate being deemed to exist by reference in this document. If no neighboring county rate applies to the task, the Department shall undertake a special determination, such special determination being then deemed to have existed under this determination. If a project requires these, or any classification not listed, please contact IDOL at 217-782-1710 for wage rates or clarifications.

LANDSCAPING

Landscaping work falls under the existing classifications for laborer, operating engineer and truck driver. The work performed b landscape plantsman and landscape laborer is covered by the existing classification of laborer. The work performed by landscape operators (regardless of equipment used or its size) is covered by the classifications of operating engineer. The worl performed by landscape truck drivers (regardless of size of truck driven) is covered by the classifications of truck driver.

MATERIAL TESTER & MATERIAL TESTER/INSPECTOR I AND II

Notwithstanding the difference in the classification title, the classification entitled "Material Tester I" involves the same job dutie as the classification entitled "Material Tester/Inspector I". Likewise, the classification entitled "Material Tester II" involves the sam job duties as the classification entitled "Material Tester/Inspector II".

Attachment: _4798.056 Contract Specifications - Cracksealing FINAL (O-2023-7 : 2023 Cracksealing Project Award)

Lake County Prevailing Wage Rates posted on 10/3/2022

Trade Title	Rg	Type	C	Base	Foreman	Overtime M-F	Overtime Sa	Overtime Su	Overtime Hol	H/W	Pension	Vac	Trng	Othe Ins
ASBESTOS ABT-GEN	All	ALL		47.40	48.40	1.5	1.5	2.0	2.0	17.05	15.21	0.00	0.90	
ASBESTOS ABT-MEC	All	BLD		39.60	42.77	1.5	1.5	2.0	2.0	14.77	13.59	0.00	0.86	
BOILERMAKER	All	BLD		53.66	58.48	2.0	2.0	2.0	2.0	6.97	23.69	0.00	2.67	
BRICK MASON	All	BLD		49.81	54.79	1.5	1.5	2.0	2.0	12.10	21.56	0.00	1.10	
CARPENTER	All	ALL		52.01	54.01	1.5	1.5	2.0	2.0	11.79	24.76	1.50	0.80	
CEMENT MASON	All	ALL		48.00	50.00	2.0	1.5	2.0	2.0	11.65	28.36	0.00	0.55	
CERAMIC TILE FINISHER	All	BLD		44.18	44.18	1.5	1.5	2.0	2.0	12.25	14.77	0.00	1.00	
COMMUNICATION TECHNICIAN	All	BLD		40.20	43.00	1.5	1.5	2.0	2.0	13.67	17.82	2.26	0.90	
ELECTRIC PWR EQMT OP	All	ALL		47.56	64.89	1.5	1.5	2.0	2.0	7.00	13.32	0.00	1.19	1
ELECTRIC PWR GRNDMAN	All	ALL		36.53	64.89	1.5	1.5	2.0	2.0	7.00	10.23	0.00	0.92	1
ELECTRIC PWR LINEMAN	All	ALL		57.17	64.89	1.5	1.5	2.0	2.0	7.00	16.01	0.00	1.43	1
ELECTRIC PWR TRK DRV	All	ALL		37.86	64.89	1.5	1.5	2.0	2.0	7.00	10.61	0.00	0.95	1
ELECTRICIAN	All	BLD		43.02	47.27	1.5	1.5	2.0	2.0	15.12	25.79	6.55	0.71	
ELEVATOR CONSTRUCTOR	All	BLD		62.47	70.28	2.0	2.0	2.0	2.0	16.03	20.21	5.00	0.65	
FENCE ERECTOR	All	ALL		46.89	48.89	1.5	1.5	2.0	2.0	13.68	17.42	0.00	0.75	
GLAZIER	All	BLD		48.75	50.25	1.5	2.0	2.0	2.0	15.19	24.43	0.00	1.70	
HEAT/FROST INSULATOR	All	BLD		52.80	55.97	1.5	1.5	2.0	2.0	14.77	16.76	0.00	0.86	
IRON WORKER	All	ALL		55.81	57.81	2.0	2.0	2.0	2.0	16.05	25.31	0.00	0.49	
LABORER	All	ALL		47.40	48.15	1.5	1.5	2.0	2.0	17.05	15.21	0.00	0.90	
LATHER	All	ALL		52.01	54.01	1.5	1.5	2.0	2.0	11.79	24.76	1.50	0.80	
MACHINIST	All	BLD		53.18	57.18	1.5	1.5	2.0	2.0	9.93	8.95	1.85	1.47	
MARBLE FINISHER	All	ALL		38.00	51.41	1.5	1.5	2.0	2.0	12.10	19.60	0.00	0.60	
MARBLE MASON	All	BLD		48.96	53.86	1.5	1.5	2.0	2.0	12.10	21.03	0.00	0.78	
MATERIAL TESTER I	All	ALL		37.40		1.5	1.5	2.0	2.0	17.05	15.21	0.00	0.90	
MATERIALS TESTER II	All	ALL		42.40		1.5	1.5	2.0	2.0	17.05	15.21	0.00	0.90	
MILLWRIGHT	All	ALL		52.01	54.01	1.5	1.5	2.0	2.0	11.79	24.76	1.50	0.80	
OPERATING ENGINEER	All	BLD	1	55.10	59.10	2.0	2.0	2.0	2.0	22.15	19.30	2.00	2.55	
OPERATING ENGINEER	All	BLD	2	53.80	59.10	2.0	2.0	2.0	2.0	22.15	19.30	2.00	2.55	
OPERATING ENGINEER	All	BLD	3	51.25	59.10	2.0	2.0	2.0	2.0	22.15	19.30	2.00	2.55	
OPERATING ENGINEER	All	BLD	4	49.50	59.10	2.0	2.0	2.0	2.0	22.15	19.30	2.00	2.55	
OPERATING ENGINEER	All	BLD	5	58.85	59.10	2.0	2.0	2.0	2.0	22.15	19.30	2.00	2.55	

Attachment: _4798.056 Contract Specifications - Cracksealing FINAL (O-2023-7 : 2023 Cracksealing Project Award)

OPERATING ENGINEER	All	BLD	6	56.10	59.10	2.0	2.0	2.0	2.0	22.15	19.30	2.00	2.55
OPERATING ENGINEER	All	BLD	7	58.10	59.10	2.0	2.0	2.0	2.0	22.15	19.30	2.00	2.55
OPERATING ENGINEER	All	FLT	1	61.10	61.10	1.5	1.5	2.0	2.0	21.40	18.60	2.00	2.40
OPERATING ENGINEER	All	FLT	2	59.60	61.10	1.5	1.5	2.0	2.0	21.40	18.60	2.00	2.40
OPERATING ENGINEER	All	FLT	3	58.10	61.10	1.5	1.5	2.0	2.0	21.40	18.60	2.00	2.40
OPERATING ENGINEER	All	FLT	4	53.60	61.10	1.5	1.5	2.0	2.0	21.40	18.60	2.00	2.40
OPERATING ENGINEER	All	FLT	5	62.60	61.10	1.5	1.5	2.0	2.0	21.40	18.60	2.00	2.40
OPERATING ENGINEER	All	FLT	6	41.00	61.10	1.5	1.5	2.0	2.0	21.40	18.60	2.00	2.40
OPERATING ENGINEER	All	HWY	1	53.30	57.30	1.5	1.5	2.0	2.0	22.15	19.30	2.00	2.55
OPERATING ENGINEER	All	HWY	2	52.75	57.30	1.5	1.5	2.0	2.0	22.15	19.30	2.00	2.55
OPERATING ENGINEER	All	HWY	3	50.70	57.30	1.5	1.5	2.0	2.0	22.15	19.30	2.00	2.55
OPERATING ENGINEER	All	HWY	4	49.30	57.30	1.5	1.5	2.0	2.0	22.15	19.30	2.00	2.55
OPERATING ENGINEER	All	HWY	5	48.10	57.30	1.5	1.5	2.0	2.0	22.15	19.30	2.00	2.55
OPERATING ENGINEER	All	HWY	6	56.30	57.30	1.5	1.5	2.0	2.0	22.15	19.30	2.00	2.55
OPERATING ENGINEER	All	HWY	7	54.30	57.30	1.5	1.5	2.0	2.0	22.15	19.30	2.00	2.55
ORNAMENTAL IRON WORKER	All	ALL		53.32	55.82	2.0	2.0	2.0	2.0	14.23	25.00	0.00	1.75
PAINTER	All	ALL		50.30	56.59	1.5	1.5	1.5	2.0	14.26	14.99	0.00	1.72
PAINTER - SIGNS	All	BLD		41.55	46.67	1.5	1.5	2.0	2.0	3.04	3.90	0.00	0.00
PILEDRIVER	All	ALL		52.01	54.01	1.5	1.5	2.0	2.0	11.79	24.76	1.50	0.80
PIPEFITTER	All	BLD		53.00	56.00	1.5	1.5	2.0	2.0	11.85	22.85	0.00	2.92
PLASTERER	All	BLD		48.65	51.57	2.0	1.5	2.0	2.0	11.65	28.21	0.00	0.55
PLUMBER	All	BLD		54.80	58.10	1.5	1.5	2.0	2.0	16.70	17.04	0.00	1.58
ROOFER	All	BLD		47.80	51.80	1.5	1.5	2.0	2.0	11.58	14.71	0.00	0.96
SHEETMETAL WORKER	All	BLD		49.10	53.03	1.5	1.5	2.0	2.0	13.53	28.20	0.00	1.00
SIGN HANGER	All	BLD		34.72	37.50	1.5	1.5	2.0	2.0	6.85	4.50	0.00	0.00
SPRINKLER FITTER	All	BLD		53.25	56.00	1.5	1.5	2.0	2.0	14.20	18.60	0.00	0.75
STEEL ERECTOR	All	ALL		55.81	57.81	2.0	2.0	2.0	2.0	16.05	25.31	0.00	0.49
STONE MASON	All	BLD		49.81	54.79	1.5	1.5	2.0	2.0	12.10	21.56	0.00	1.10
TERRAZZO FINISHER	All	BLD		45.57	45.57	1.5	1.5	2.0	2.0	12.25	17.14	0.00	1.03
TERRAZZO MASON	All	BLD		49.41	52.91	1.5	1.5	2.0	2.0	12.25	18.60	0.00	1.07
TILE MASON	All	BLD		51.44	55.44	1.5	1.5	2.0	2.0	12.25	18.48	0.00	1.08
TRAFFIC SAFETY WORKER I	All	HWY		39.30	40.90	1.5	1.5	2.0	2.0	9.65	9.10	0.00	0.10
TRAFFIC SAFETY WORKER II	ALL	HWY		40.30	41.90	1.5	1.5	2.0	2.0	9.65	9.10	0.00	0.10
TRUCK DRIVER	All	ALL	1	42.09	42.64	1.5	1.5	2.0	2.0	11.80	11.75	0.00	0.15
TRUCK DRIVER	All	ALL	2	42.24	42.64	1.5	1.5	2.0	2.0	11.80	11.75	0.00	0.15
TRUCK DRIVER	All	ALL	3	42.44	42.64	1.5	1.5	2.0	2.0	11.80	11.75	0.00	0.15

TRUCK DRIVER	All	ALL	4	42.64	42.64	1.5	1.5	2.0	2.0	11.80	11.75	0.00	0.15
TUCKPOINTER	All	BLD		49.53	50.53	1.5	1.5	2.0	2.0	9.04	21.06	0.00	1.07

Legend
Rg Region
Type Trade Type - All,Highway,Building,Floating,Oil & Chip,Rivers
C Class
Base Base Wage Rate
OT M-F Unless otherwise noted, OT pay is required for any hour greater than 8 worked each day, Mon through Fri. The number listed is the multiple of the base wage.
OT Sa Overtime pay required for every hour worked on Saturdays
OT Su Overtime pay required for every hour worked on Sundays
OT Hol Overtime pay required for every hour worked on Holidays
H/W Health/Welfare benefit
Vac Vacation
Trng Training
Other Ins Employer hourly cost for any other type(s) of insurance provided for benefit of worker.

Explanations LAKE COUNTY

The following list is considered as those days for which holiday rates of wages for work performed apply: New Years Day, Memorial Day, Fourth of July, Labor Day, Thanksgiving Day, Christmas Day and Veterans Day in some classifications/counties. Generally, any of these holidays which fall on a Sunday is celebrated on the following Monday. This then makes work performe on that Monday payable at the appropriate overtime rate for holiday pay. Common practice in a given local may alter certain days of celebration. If in doubt, please check with IDOL.

EXPLANATION OF CLASSES

ASBESTOS - GENERAL - removal of asbestos material/mold and hazardous materials from any place in a building, including mechanical systems where those mechanical systems are to be removed. This includes the removal of asbestos materials/mold and hazardous materials from ductwork or pipes in a building when the building is to be demolished at the time or at some clo future date.

ASBESTOS - MECHANICAL - removal of asbestos material from mechanical systems, such as pipes, ducts, and boilers, where the mechanical systems are to remain.

CERAMIC TILE FINISHER

The grouting, cleaning, and polishing of all classes of tile, whether for interior or exterior purposes, all burned, glazed or unglaze products; all composition materials, granite tiles, warning detectable tiles, cement tiles, epoxy composite materials, pavers, glass mosaics, fiberglass, and all substitute materials, for tile made in tile-like units; all mixtures in tile like form of cement, metals, anc other materials that are for and intended for use as a finished floor surface, stair treads, promenade roofs, walks, walls, ceilings, swimming pools, and all other places where tile is to form a finished interior or exterior. The mixing of all setting mortars including but not limited to thin-set mortars, epoxies, wall mud, and any other sand and cement mixtures or adhesives when used in the preparation, installation, repair, or maintenance of tile and/or similar materials. The handling and unloading of all sand, cement, lime, tile, fixtures, equipment, adhesives, or any other materials to be used in the preparation, installation, repair, maintenance of tile and/or similar materials. Ceramic Tile Finishers shall fill all joints and voids regardless of method on all tile work, particularly and especially after installation of said tile work. Application of any and all protective coverings to all types of

Attachment: _4798.056 Contract Specifications - Cracksealing FINAL (O-2023-7 : 2023 Cracksealing Project Award)

tile installations including, but not be limited to, all soap compounds, paper products, tapes, and all polyethylene coverings, plywood, masonite, cardboard, and any new type of products that may be used to protect tile installations, Blastrac equipment, and all floor scarifying equipment used in preparing floors to receive tile. The clean up and removal of all waste and materials. All demolition of existing tile floors and walls to be re-tiled.

COMMUNICATION TECHNICIAN

Low voltage construction, installation, maintenance and removal of telecommunication facilities (voice, sound, data and video) including outside plant, telephone, security systems and data inside wire, interconnect, terminal equipment, central offices, PAB fiber optic cable and equipment, micro waves, V-SAT, bypass, CATV, WAN (wide area network), LAN (local area networks), and ISDN (integrated system digital network), pulling of wire in raceways, but not the installation of raceways.

MARBLE FINISHER

Loading and unloading trucks, distribution of all materials (all stone, sand, etc.), stocking of floors with material, performing all rigging for heavy work, the handling of all material that may be needed for the installation of such materials, building of scaffolding, polishing if needed, patching, waxing of material if damaged, pointing up, caulking, grouting and cleaning of marbl holding water on diamond or Carborundum blade or saw for setters cutting, use of tub saw or any other saw needed for preparation of material, drilling of holes for wires that anchor material set by setters, mixing up of molding plaster for installatio of material, mixing up thin set for the installation of material, mixing up of sand to cement for the installation of material and such other work as may be required in helping a Marble Setter in the handling of all material in the erection or installation of interior marble, slate, travertine, art marble, serpentine, alberene stone, blue stone, granite and other stones (meaning as to stor any foreign or domestic materials as are specified and used in building interiors and exteriors and customarily known as stone i the trade), carrara, sanionyx, vitrolite and similar opaque glass and the laying of all marble tile, terrazzo tile, slate tile and precas tile, steps, risers treads, base, or any other materials that may be used as substitutes for any of the aforementioned materials an which are used on interior and exterior which are installed in a similar manner.

MATERIAL TESTER I: Hand coring and drilling for testing of materials; field inspection of uncured concrete and asphalt.

MATERIAL TESTER II: Field inspection of welds, structural steel, fireproofing, masonry, soil, facade, reinforcing steel, formwork, cured concrete, and concrete and asphalt batch plants; adjusting proportions of bituminous mixtures.

OPERATING ENGINEER - BUILDING

Class 1. Asphalt Plant; Asphalt Spreader; Autograde; Backhoes with Caisson Attachment; Batch Plant; Benoto (requires Two Engineers); Boiler and Throttle Valve; Caisson Rigs; Central Redi-Mix Plant; Combination Back Hoe Front End-loader Machine; Compressor and Throttle Valve; Concrete Breaker (Truck Mounted); Concrete Conveyor; Concrete Conveyor (Truck Mounted); Concrete Paver Over 27E cu. ft; Concrete Paver 27E cu. ft. and Under: Concrete Placer; Concrete Placing Boom; Concrete Pump (Truck Mounted); Concrete Tower; Cranes, All; Cranes, Hammerhead; Cranes, (GCI and similar Type); Creter Crane; Spider Crane; Crusher, Stone, etc.; Derricks, All; Derricks, Traveling; Formless Curb and Gutter Machine; Grader, Elevating; Grouting Machines; Heavy Duty Self-Propelled Transporter or Prime Mover; Highlift Shovels or Front Endloader 2-1/4 yd. and over; Hoists, Elevators outside type rack and pinion and similar machines; Hoists, One, Two and Three Drum; Hoists, Two Tugger One Floor; Hydraulic Backhoes; Hydraulic Boom Trucks; Hydro Vac (and similar equipment); Locomotives, All; Motor Patrol; Lubrication Technician; Manipulators; Pile Drivers and Skid Rig; Post Hole Digger; Pre-Stress Machine; Pump Cretes Dual Ram; Pump Cretes: Squeeze Cretes-Screw Type Pumps; Gypsum Bulker and Pump; Raised and Blind Hole Drill; Roto Mill Grinder; Scoops - Tractor Drawn; Sli Form Paver; Straddle Buggies; Operation of Tie Back Machine; Tournapull; Tractor with Boom and Side Boom; Trenching Machines.

Class 2. Boilers; Broom, All Power Propelled; Bulldozers; Concrete Mixer (Two Bag and Over); Conveyor, Portable; Forklift Trucks; Highlift Shovels or Front Endloaders under 2-1/4 yd.; Hoists, Automatic; Hoists, Inside Elevators; Hoists, Sewer Dragging Machin

Attachment: _4798.056 Contract Specifications - Cracksealing FINAL (O-2023-7 : 2023 Cracksealing Project Award)

Hoists, Tugger Single Drum; Laser Screed; Rock Drill (Self-Propelled); Rock Drill (Truck Mounted); Rollers, All; Steam Generators; Tractors, All; Tractor Drawn Vibratory Roller; Winch Trucks with "A" Frame.

Class 3. Air Compressor; Combination Small Equipment Operator; Generators; Heaters, Mechanical; Hoists, Inside Elevators (remodeling or renovation work); Hydraulic Power Units (Pile Driving, Extracting, and Drilling); Pumps, over 3" (1 to 3 not to exceed a total of 300 ft.); Low Boys; Pumps, Well Points; Welding Machines (2 through 5); Winches, 4 Small Electric Drill Winches

Class 4. Bobcats and/or other Skid Steer Loaders; Oilers; and Brick Forklift.

Class 5. Assistant Craft Foreman.

Class 6. Gradall.

Class 7. Mechanics; Welders.

OPERATING ENGINEERS - HIGHWAY CONSTRUCTION

Class 1. Asphalt Plant; Asphalt Heater and Planer Combination; Asphalt Heater Scarfire; Asphalt Spreader; Autograder/GOMACC or other similar type machines: ABG Paver; Backhoes with Caisson Attachment; Ballast Regulator; Belt Loader; Caisson Rigs; Car Dumper; Central Redi-Mix Plant; Combination Backhoe Front Endloader Machine, (1 cu. yd. Backhoe Bucket or over or with attachments); Concrete Breaker (Truck Mounted); Concrete Conveyor; Concrete Paver over 27E cu. ft.; Concrete Placer; Concrete Tube Float; Cranes, all attachments; Cranes, Tower Cranes of all types: Creter Crane: Spider Crane; Crusher, Stone, etc.; Derricks, All; Derrick Boats; Derricks, Traveling; Dredges; Elevators, Outside type Rack & Pinion and Similar Machines; Formless Curb and Gutter Machine; Grader, Elevating; Grader, Motor Grader, Motor Patrol, Auto Patrol, Form Grader, Pull Grader, Subgrader; Guard Rail Post Driver Truck Mounted; Hoists, One, Two and Three Drum; Heavy Duty Self-Propelled Transporter or Prime Mover; Hydraulic Backhoes; Backhoes with shear attachments up to 40' of boom reach; Lubrication Technician; Manipulators; Mucking Machine; Pile Drivers and Skid Rig; Pre-Stress Machine; Pump Cretes Dual Ram; Rock Drill - Crawler or Skid Rig; Rock Drill - Truc Mounted; Rock/Track Tamper; Roto Mill Grinder; Slip-Form Paver; Snow Melters; Soil Test Drill Rig (Truck Mounted); Straddle Buggies; Hydraulic Telescoping Form (Tunnel); Operation of Tieback Machine; Tractor Drawn Belt Loader; Tractor Drawn Belt Loader (with attached pusher - two engineers); Tractor with Boom; Tractaire with Attachments; Traffic Barrier Transfer Machine; Trenching; Truck Mounted Concrete Pump with Boom; Raised or Blind Hole Drills (Tunnel Shaft); Underground Boring and/or Mining Machines 5 ft. in diameter and over tunnel, etc; Underground Boring and/or Mining Machines under 5 ft. in diameter; Wheel Excavator; Widener (APSCO).

Class 2. Batch Plant; Bituminous Mixer; Boiler and Throttle Valve; Bulldozers; Car Loader Trailing Conveyors; Combination Backho Front Endloader Machine (Less than 1 cu. yd. Backhoe Bucket or over or with attachments); Compressor and Throttle Valve; Compressor, Common Receiver (3); Concrete Breaker or Hydro Hammer; Concrete Grinding Machine; Concrete Mixer or Paver 7 Series to and including 27 cu. ft.; Concrete Spreader; Concrete Curing Machine, Burlap Machine, Belting Machine and Sealing Machine; Concrete Wheel Saw; Conveyor Muck Cars (Haglund or Similar Type); Drills, All; Finishing Machine - Concrete; Highlift Shovels or Front Endloader; Hoist - Sewer Dragging Machine; Hydraulic Boom Trucks (All Attachments); Hydro-Blaster; Hydro Excavating (excluding hose work); Laser Screed; All Locomotives, Dinky; Off-Road Hauling Units (including articulating) Non Self Loading Ejection Dump; Pump Cretes: Squeeze Cretes - Screw Type Pumps, Gypsum Bulker and Pump; Roller, Asphalt; Rotary Snow Plows; Rototiller, Seaman, etc., self-propelled; Self-Propelled Compactor; Spreader - Chip - Stone, etc.; Scraper - Single/Tw Engine/Push and Pull; Scraper - Prime Mover in Tandem (Regardless of Size); Tractors pulling attachments, Sheeps Foot, Disc, Compactor, etc.; Tug Boats.

Class 3. Boilers; Brooms, All Power Propelled; Cement Supply Tender; Compressor, Common Receiver (2); Concrete Mixer (Two Bag and Over); Conveyor, Portable; Farm-Type Tractors Used for Mowing, Seeding, etc.; Forklift Trucks; Grouting Machine; Hoist Automatic; Hoists, All Elevators; Hoists, Tugger Single Drum; Jeep Diggers; Low Boys; Pipe Jacking Machines; Post-Hole Digger; Power Saw, Concrete Power Driven; Pug Mills; Rollers, other than Asphalt; Seed and Straw Blower; Steam Generators; Stump

Attachment: _4798.056 Contract Specifications - Cracksealing FINAL (O-2023-7 : 2023 Cracksealing Project Award)

Machine; Winch Trucks with "A" Frame; Work Boats; Tamper-Form-Motor Driven.

Class 4. Air Compressor; Combination - Small Equipment Operator; Directional Boring Machine; Generators; Heaters, Mechanica Hydraulic Power Unit (Pile Driving, Extracting, or Drilling); Light Plants, All (1 through 5); Pumps, over 3" (1 to 3 not to exceed a total of 300 ft.); Pumps, Well Points; Vacuum Trucks (excluding hose work); Welding Machines (2 through 5); Winches, 4 Small Electric Drill Winches.

Class 5. SkidSteer Loader (all); Brick Forklifts; Oilers.

Class 6. Field Mechanics and Field Welders

Class 7. Dowell Machine with Air Compressor; Gradall and machines of like nature.

OPERATING ENGINEER - FLOATING

Class 1. Craft Foreman; Master Mechanic; Diver/Wet Tender; Engineer; Engineer (Hydraulic Dredge).

Class 2. Crane/Backhoe Operator; Boat Operator with towing endorsement; Mechanic/Welder; Assistant Engineer (Hydraulic Dredge); Leverman (Hydraulic Dredge); Diver Tender.

Class 3. Deck Equipment Operator, Machineryman, Maintenance of Crane (over 50 ton capacity) or Backhoe (115,000 lbs. or more); Tug/Launch Operator; Loader/Dozer and like equipment on Barge, Breakwater Wall, Slip/Dock, or Scow, Deck Machinery, etc.

Class 4. Deck Equipment Operator, Machineryman/Fireman (4 Equipment Units or More); Off Road Trucks; Deck Hand, Tug Engineer, Crane Maintenance (50 Ton Capacity and Under) or Backhoe Weighing (115,000 pounds or less); Assistant Tug Operator.

Class 5. Friction or Lattice Boom Cranes.

Class 6. ROV Pilot, ROV Tender

TRAFFIC SAFETY Worker I

Traffic Safety Worker I - work associated with the delivery, installation, pick-up and servicing of safety devices during periods of roadway construction, including such work as set-up and maintenance of barricades, barrier wall reflectors, drums, cones, delineators, signs, crash attenuators, glare screen and other such items, and the layout and application or removal of conflicting and/or temporary roadway markings utilized to control traffic in construction zones, as well as flagging for these operations.

TRAFFIC SAFETY WORKER II

Work associated with the installation and removal of permanent pavement markings and/or pavement markers including both installations performed by hand and installations performed by truck.

TRUCK DRIVER - BUILDING, HEAVY AND HIGHWAY CONSTRUCTION

Class 1. Two or three Axle Trucks. A-frame Truck when used for transportation purposes; Air Compressors and Welding Machines, including those pulled by cars, pick-up trucks and tractors; Ambulances; Batch Gate Lockers; Batch Hopperman; Car and Truck Washers; Carry-alls; Fork Lifts and Hoisters; Helpers; Mechanics Helpers and Greasers; Oil Distributors 2-man operation; Pavement Breakers; Pole Trailer, up to 40 feet; Power Mower Tractors; Self-propelled Chip Spreader; Skipman; Slurry Trucks, 2-man operation; Slurry Truck Conveyor Operation, 2 or 3 man; Teamsters; Unskilled Dumpman; and Truck Drivers hauling warning lights, barricades, and portable toilets on the job site.

Class 2. Four axle trucks; Dump Crets and Adgetors under 7 yards; Dumpsters, Track Trucks, Euclids, Hug Bottom Dump Turnapulls or Turnatrailers when pulling other than self-loading equipment or similar equipment under 16 cubic yards; Mixer Trucks under 7 yards; Ready-mix Plant Hopper Operator, and Winch Trucks, 2 Axles.

Class 3. Five axle trucks; Dump Crets and Adgetors 7 yards and over; Dumpsters, Track Trucks, Euclids, Hug Bottom Dump Turnatrailers or turnapulls when pulling other than self-loading equipment or similar equipment over 16 cubic yards; Explosives and/or Fission Material Trucks; Mixer Trucks 7 yards or over; Mobile Cranes while in transit; Oil Distributors, 1-man operation; Pole Trailer, over 40 feet; Pole and Expandable Trailers hauling material over 50 feet long; Slurry trucks, 1-man operation; Winch trucks, 3 axles or more; Mechanic--Truck Welder and Truck Painter.

Class 4. Six axle trucks; Dual-purpose vehicles, such as mounted crane trucks with hoist and accessories; Foreman; Master Mechanic; Self-loading equipment like P.B. and trucks with scoops on the front.

TERRAZZO FINISHER

The handling of sand, cement, marble chips, and all other materials that may be used by the Mosaic Terrazzo Mechanic, and the mixing, grinding, grouting, cleaning and sealing of all Marble, Mosaic, and Terrazzo work, floors, base, stairs, and wainscoting by hand or machine, and in addition, assisting and aiding Marble, Masonic, and Terrazzo Mechanics.

Other Classifications of Work:

For definitions of classifications not otherwise set out, the Department generally has on file such definitions which are available. a task to be performed is not subject to one of the classifications of pay set out, the Department will upon being contacted stat which neighboring county has such a classification and provide such rate, such rate being deemed to exist by reference in this document. If no neighboring county rate applies to the task, the Department shall undertake a special determination, such special determination being then deemed to have existed under this determination. If a project requires these, or any classification not listed, please contact IDOL at 217-782-1710 for wage rates or clarifications.

LANDSCAPING

Landscaping work falls under the existing classifications for laborer, operating engineer and truck driver. The work performed b landscape plantsman and landscape laborer is covered by the existing classification of laborer. The work performed by landscape operators (regardless of equipment used or its size) is covered by the classifications of operating engineer. The worl performed by landscape truck drivers (regardless of size of truck driven) is covered by the classifications of truck driver.

MATERIAL TESTER & MATERIAL TESTER/INSPECTOR I AND II

Notwithstanding the difference in the classification title, the classification entitled "Material Tester I" involves the same job dutie as the classification entitled "Material Tester/Inspector I". Likewise, the classification entitled "Material Tester II" involves the sam job duties as the classification entitled "Material Tester/Inspector II".

Attachment: _4798.056 Contract Specifications - Cracksealing FINAL (O-2023-7 : 2023 Cracksealing Project Award)

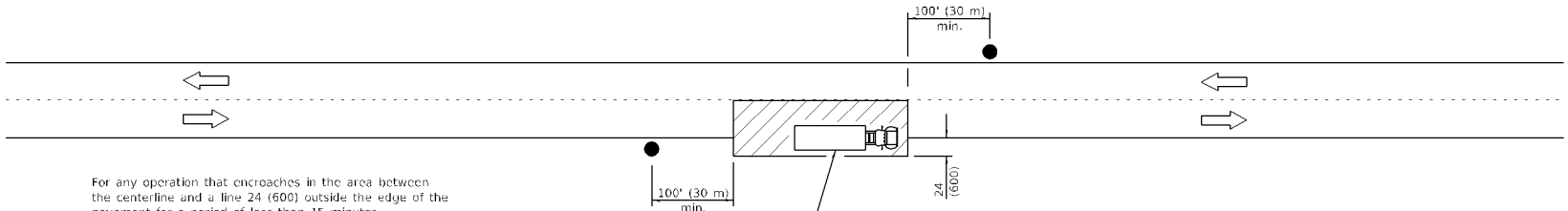

For any operation that encroaches in the area between the centerline and a line 24 (600) outside the edge of the pavement for a period of less than 15 minutes.

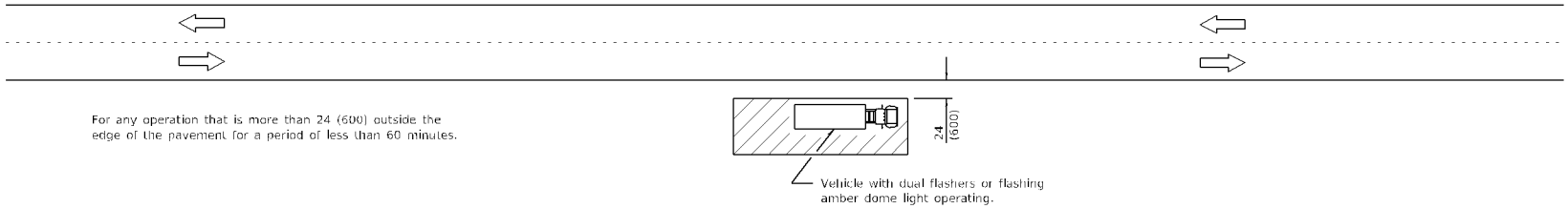

For any operation that is more than 24 (600) outside the edge of the pavement for a period of less than 60 minutes.

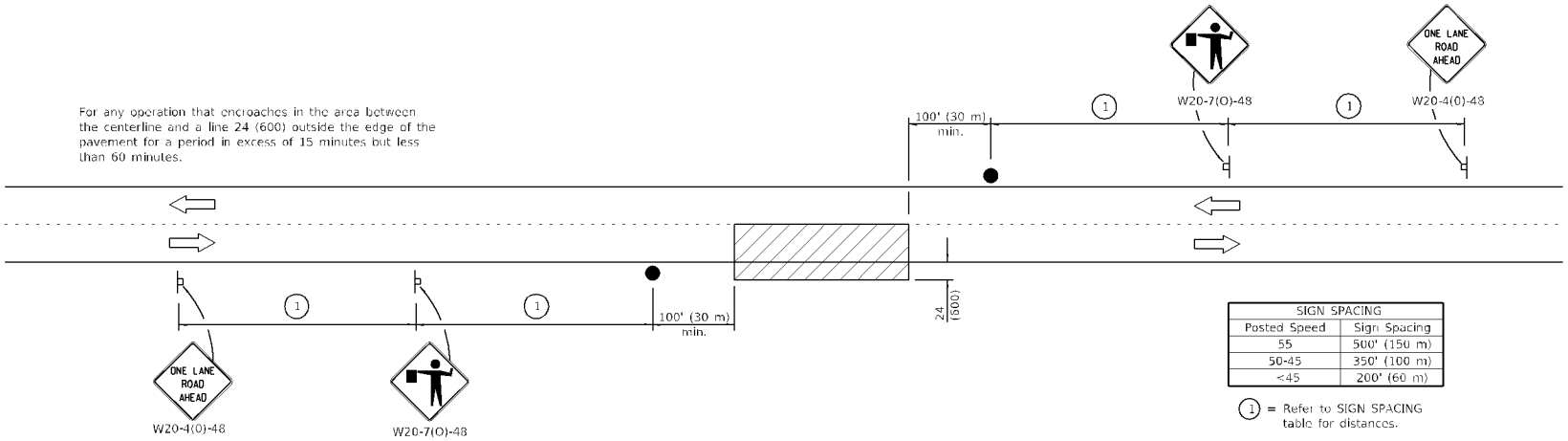

For any operation that encroaches in the area between the centerline and a line 24 (600) outside the edge of the pavement for a period in excess of 15 minutes but less than 60 minutes.

SIGN SPACING	
Posted Speed	Sign Spacing
55	500' (150 m)
50-45	350' (100 m)
<45	200' (60 m)

(1) = Refer to SIGN SPACING table for distances.

All dimensions are in inches (millimeters) unless otherwise shown.

TYPICAL APPLICATIONS

Marking patches
Field survey
String line
Utility operations
Cleaning up debris on pavement

SYMBOLS

Work area
Sign on portable or permanent support
Flagger with traffic control sign

DATE	REVISIONS
1-1-11	Revised flagger sign.
1-1-09	Switched units to
	English (metric).

LANE CLOSURE, 2L, 2W, SHORT TIME OPERATIONS

STANDARD 701301-04

Illinois Department of Transportation

PASSED January 1, 2011
ENGINEER OF SAFETY ENGINEERING

APPROVED January 1, 2011
ENGINEER OF DESIGN AND ENVIRONMENT

SCALE: 1:1.49

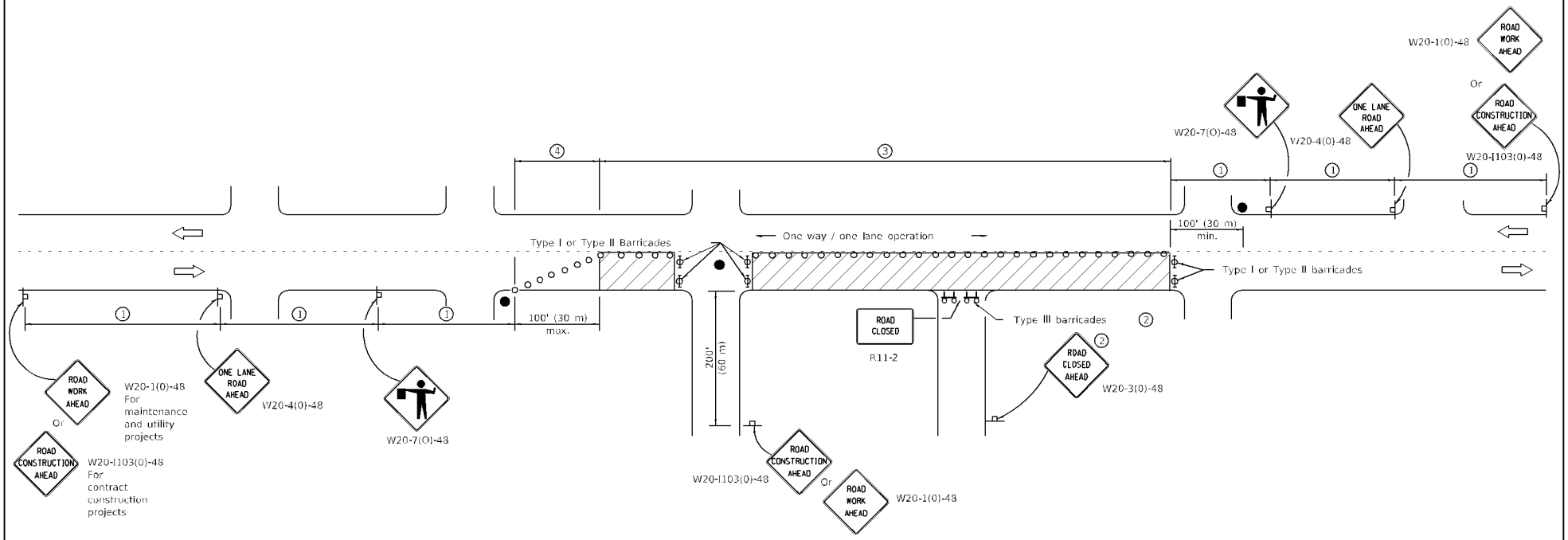

SIGN SPACING	
Posted Speed	Sign Spacing
55	500' (150 m)
50-45	350' (100 m)
<45	200' (60 m)

SYMBOLS

- Work area
- Cone, drum or barricade (not required for moving operations)
- Sign on portable or permanent support
- Flagger with traffic control sign
- Barricade or drum with flashing light
- Type III barricade with flashing lights

(1) Refer to SIGN SPACING TABLE for distances.

(2) For approved sideroad closures.

(3) Cones at 25' (8 m) centers for 250' (75 m). Additional cones may be placed at 50' (15 m) centers. When drums or Type I or Type II barricades are used, the interval between devices may be doubled.

(4) Cones, drums or barricades at 20' (6 m) centers.

GENERAL NOTES

This Standard is used where at any time, day or night, any vehicle, equipment, workers or their activities encroach on the pavement requiring the closure of one traffic lane in an urban area.

All dimensions are in inches (millimeters) unless otherwise shown.

Illinois Department of Transportation

PASSED January 1, 2011
ENGINEER OF SAFETY ENGINEERING

APPROVED January 1, 2011
ENGINEER OF DESIGN AND ENVIRONMENT

STANDARD 701501-06

DATE	REVISIONS
1-1-11	Revised flagger sign.
1-1-09	Switched units to
	English (metric).
	Corrected sign No.'s.

URBAN LANE CLOSURE, 2L, 2W, UNDIVIDED

STANDARD 701501-06

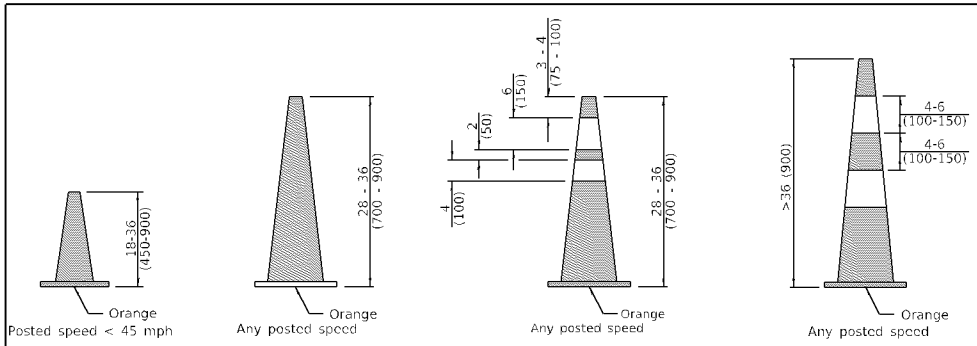

DAYTIME USE

CONES

DAY OR NIGHTTIME USE

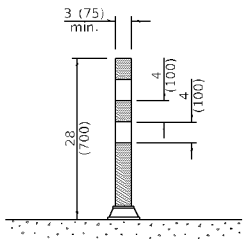

TUBULAR MARKER

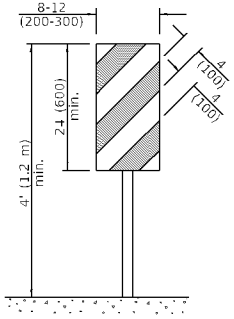

VERTICAL PANEL
POST MOUNTED

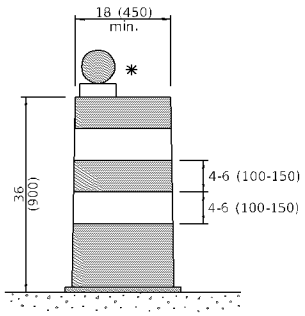

DRUM

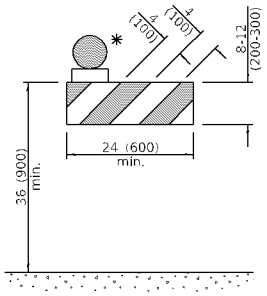

TYPE I BARRICADE

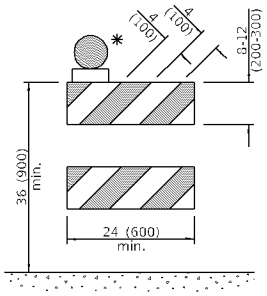

TYPE II BARRICADE

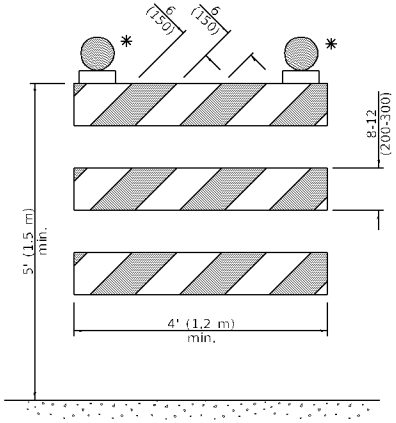

TYPE III BARRICADE

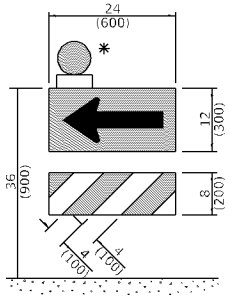

DIRECTION INDICATOR BARRICADE

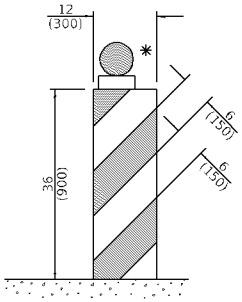

VERTICAL BARRICADE

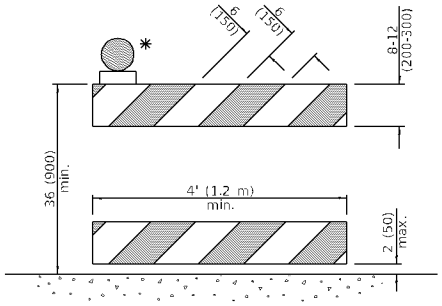

DETECTABLE PEDESTRIAN CHANNELIZING BARRICADE

✱ Warning lights (if required)

GENERAL NOTES

All heights shown shall be measured above the pavement surface.

All dimensions are in inches (millimeters) unless otherwise shown.

DATE	REVISIONS
1-1-19	Revised cone usage and
	added cones >36" (900 m) height.
1-1-18	Revised END WORK ZONE
	SPEED LIMIT sign from
	orange to white background.

Illinois Department of Transportation

APPROVED January 1, 2019
ENGINEER OF SAFETY PROG. AND ENGINEERING

APPROVED January 1, 2019
ENGINEER OF DESIGN AND ENVIRONMENT

STANDARD 1-1-19

TRAFFIC CONTROL DEVICES

(Sheet 1 of 3)

STANDARD 701901-08

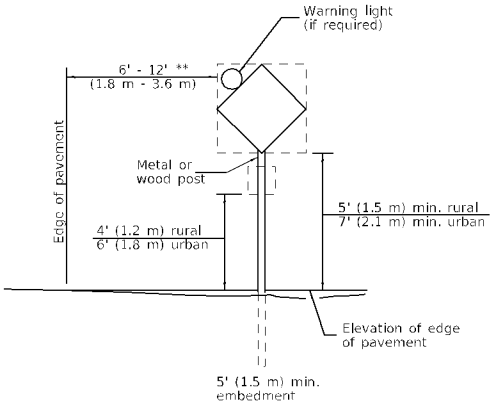

POST MOUNTED SIGNS

** When curb or paved shoulder are present this dimension shall be 24 (600) to the face of curb or 6' (1.8 m) to the outside edge of the paved shoulder.

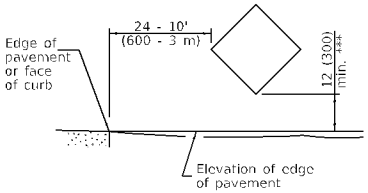

SIGNS ON TEMPORARY SUPPORTS

*** When work operations exceed four days, this dimension shall be 5' (1.5 m) min. If located behind other devices, the height shall be sufficient to be seen completely above the devices.

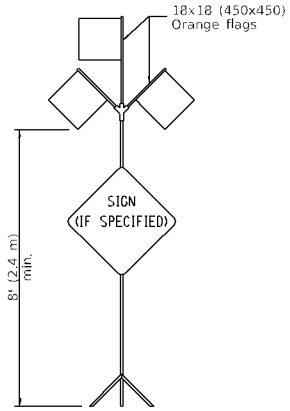

HIGH LEVEL WARNING DEVICE

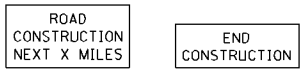

G20-I104(0)-6036 G20-I105(0)-6024

This signing is required for all projects 2 miles (3200 m) or more in length.

ROAD CONSTRUCTION NEXT X MILES sign shall be placed 500' (150 m) in advance of project limits.

END CONSTRUCTION sign shall be erected at the end of the job unless another job is within 2 miles (3200 m).

Dual sign displays shall be utilized on multi-lane highways.

WORK LIMIT SIGNING

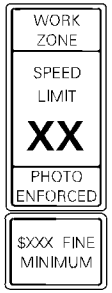

W21-I115(0)-3618

R2-1-3648

R10-I108p-3618 ****

R2-I106p-3618

Sign assembly as shown on Standards or as allowed by District Operations.

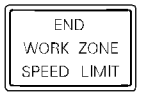

G20-I103-6036

This sign shall be used when the above sign assembly is used.

HIGHWAY CONSTRUCTION SPEED ZONE SIGNS

**** R10-I108p shall only be used along roadways under the juristiction of the State.

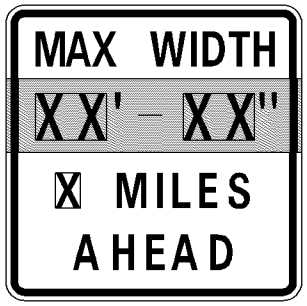

W12-I103-4848

WIDTH RESTRICTION SIGN

XX'-XX" width and X miles are variable.

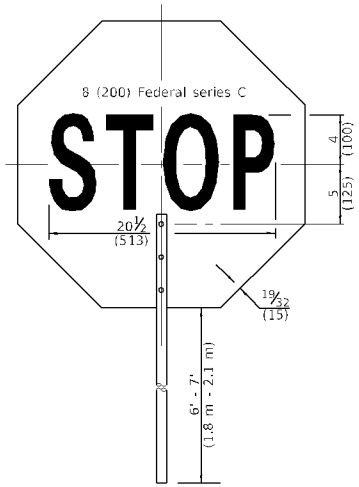

FRONT SIDE

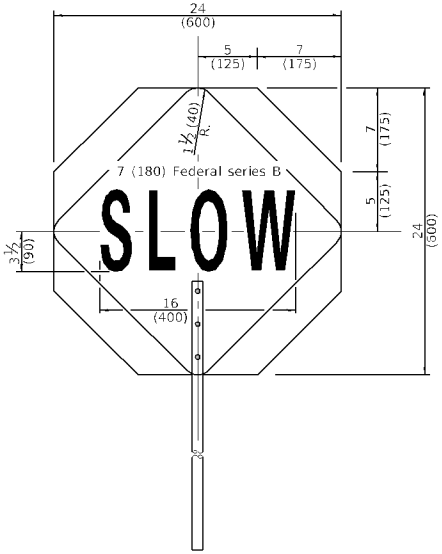

REVERSE SIDE

FLAGGER TRAFFIC CONTROL SIGN

Illinois Department of Transportation

APPROVED January 1, 2019
ENGINEER OF SAFETY PROG. AND ENGINEERING

APPROVED January 1, 2019
ENGINEER OF DESIGN AND ENVIRONMENT

701901-08
1-1-13

TRAFFIC CONTROL DEVICES

(Sheet 2 of 3)

STANDARD 701901-08

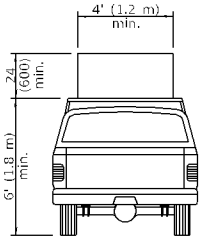

TYPE A ROOF MOUNTED

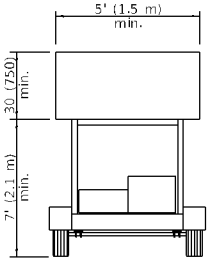

TYPE B ROOF OR TRAILER MOUNTED

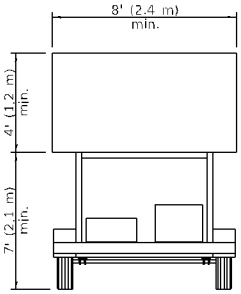

TYPE C TRAILER MOUNTED

ARROW BOARDS

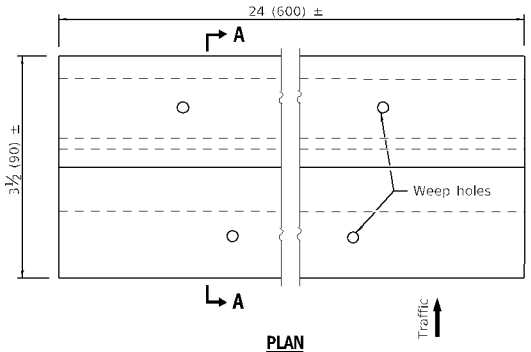

PLAN

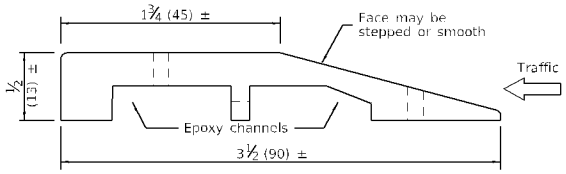

SECTION A-A

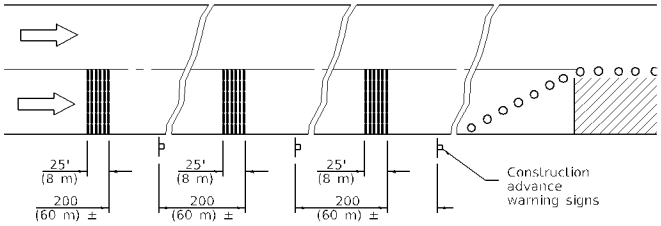

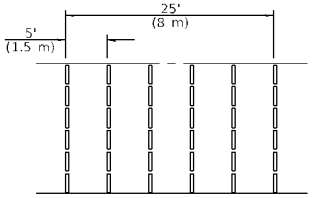

TYPICAL INSTALLATION

TEMPORARY RUMBLE STRIPS

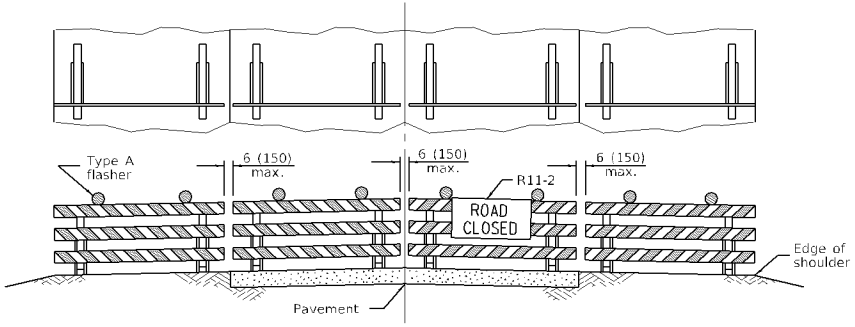

ROAD CLOSED TO ALL TRAFFIC

Reflectorized striping may be omitted on the back side of the barricades. If a Type III barricade with an attached sign panel which meets NCHRP 350 is not available, the sign may be mounted on an NCHRP 350 temporary sign support directly in front of the barricade.

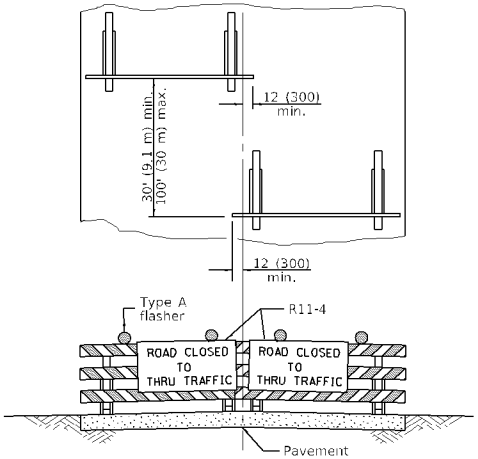

ROAD CLOSED TO THRU TRAFFIC

Reflectorized striping shall appear on both sides of the barricades. If a Type III barricade with an attached sign panel which meets NCHRP 350 is not available, the signs may be mounted on NCHRP 350 temporary sign supports directly in front of the barricade.

TYPICAL APPLICATIONS OF TYPE III BARRICADES CLOSING A ROAD

Illinois Department of Transportation

APPROVED January 1, 2019
ENGINEER OF SAFETY PROG. AND ENGINEERING

APPROVED January 1, 2019
ENGINEER OF DESIGN AND ENVIRONMENT

STANDARD 701901-01

TRAFFIC CONTROL DEVICES

(Sheet 3 of 3)

STANDARD 701901-08

Ordinance No. O-2023-8 : Ordinance Authorizing the Village Manger Execute an Agreement with Ayres Associates Inc.

Recommendation of Action

Staff recommends approval.

SUMMARY: Staff recommends the Village Board authorize the Village Manager to execute an agreement with Ayres Associates Inc., for Geospatial Services, pending review and approval of the agreement by the Village Attorney.

ATTACHMENTS:

- Ayres-Memo (DOCX)
- Buffalo Grove Contract - Update Mapping and Ortho 2023 (PDF)
- Ayres 2023 (DOCX)

Trustee Liaison	**Staff Contact**
Stein	Brett Robinson, Finance

Tuesday, February 21, 2023	

VILLAGE OF
BUFFALO GROVE

MEMORANDUM

DATE: February 15, 2023

TO: Dane Bragg, Village Manager

FROM: Brett Robinson, Administrative Services Director

SUBJECT: Ortho Photography and Photogrammetric Services

Recommendation
Staff recommends the Village Board authorize the Village Manager to execute an agreement with Ayres Associates Inc., for Geospatial Services, pending review and approval of the agreement by the Village Attorney.

Background Information
The Village has not had Photogrammetric services perform in the last nine years and significant changes have occurred throughout town. While the Village will receive high quality and detail resolution aerial photography as part of this project, the more significant data comes in the form of hardscape and LiDAR data sets. This data helps to inform staff as to the amount of hardscapes throughout the Village

AGREEMENT FOR PROFESSIONAL SERVICES

FOR

GEOSPATIAL SERVICES

THIS IS AN AGREEMENT made between the Village of Buffalo Grove, Illinois (OWNER) and Ayres Associates Inc., 5201 E. Terrace Drive, Suite 200, Madison, WI 53718 (CONSULTANT).

OWNER intends to retain the CONSULTANT to perform updates to existing planimetric map features and collect and process orthoimagery.

OWNER and CONSULTANT agree to performance of professional services by CONSULTANT and payment for those services by OWNER as set forth below.

ARTICLE 1 – SCOPE OF SERVICES

1.1 General

1.1.1 CONSULTANT shall provide professional services for OWNER as hereinafter provided.

1.2 Photogrammetric Services

After written authorization to proceed, CONSULTANT shall:

1.2.1 Perform updates to the OWNER's existing planimetric mapping using digital aerial imagery acquired by CONSULTANT in the Spring of 2023 using a calibrated photogrammetric camera.

1.2.1.1 The project area for update mapping will consist of a total of 38.8 PLSS quarter section equivalents (6,208 acres) within the Extent of Aerial Imagery Coverage, shown on Exhibit B.

1.2.1.2 Planimetric mapping updates will be performed to GIS Consortium specifications for 1" = 50' scale mapping, which includes the planimetric features shown on Exhibit A. Additionally, updates to the Village's existing planimetric mapping will go beyond the standard base mapping features to include impervious features located on private property. Private impervious features to be collected include private sidewalks, patios, decks, private recreation features (such as basketball courts, tennis courts or pools), and paved slabs (4 x 4 or greater).

1.2.1.3 Horizontal accuracy of revised or newly compiled planimetric map features will be consistent with National Map Accuracy Standards for 1" = 50' scale maps.

1.2.1.4 Topologically structure the planimetric data and deliver as GIS Consortium standard ESRI geodatabase.

1.2.2 Produce digital orthophotography for the Village of Buffalo Grove, Illinois, for the project area as shown on Exhibit B, totaling 38.8 PLSS quarter section equivalents (6,208 acres), from aerial imagery acquired by the CONSULTANT using a calibrated photogrammetric digital camera in the Spring of 2023.

1.2.2.1 Aerial imagery will be georeferenced using an existing digital elevation model.

1.2.2.2 Orthoimagery will be prepared at 3-inch resolution and tiled according to PLSS quarter sections. Orthoimagery tiles will be delivered as GeoTIFF and MrSID format (with world files). Orthoimagery tiles will be prepared in a fashion which minimizes "white space" or "void areas" around the exterior of the municipality.

1.2.2.3 A digital orthoimagery mosaic will be prepared for the entire project area and delivered as MrSID compressed format.

1.2.2.4 Digital orthoimagery will conform to horizontal accuracy consistent with National Map Accuracy Standards for 1" = 50' map scale.

1.2.3 Deliver the following products:

- Digital planimetric mapping in ESRI geodatabase format
- Digital orthoimagery tiles in uncompressed TIFF format (with world files)
- Digital orthoimagery tiles in compressed MrSID format (with world files)
- Project-wide orthoimagery mosaic in MrSID format
- FGDC compliant metadata

ARTICLE 2 – CHANGES IN THE SCOPE OF SERVICES

2.1 Services Requiring Authorization in Advance

If authorized in writing by OWNER, CONSULTANT shall furnish or obtain from others Additional Services as hereinafter provided. These services are not included as part of Basic Services and will be paid for by OWNER as indicated in Article 5.

2.1.1 Services to investigate existing conditions or facilities or to verify the accuracy of information furnished by OWNER.

2.1.2 Services resulting from significant changes in the general scope, extent or character of the Project.

2.1.3 Furnishing services of independent professional associates and consultants for other than Basic Services.

2.1.4 Preparing to serve or serving as a consultant or witness for OWNER in any litigation, arbitration or other legal or administrative proceeding involving the Project.

2.1.5 Additional services in connection with the Project, including services which are to be furnished by OWNER, and services not otherwise provided for in this Agreement.

ARTICLE 3 – OWNER'S RESPONSIBILITIES

OWNER shall do the following in a timely manner so as not to delay the services of CONSULTANT:

3.1 Designate in writing a person to act as OWNER's representative.

3.2 Provide all criteria and full information as to OWNER's requirements.

3.3 Place at CONSULTANT's disposal all available pertinent information.

3.4 Other special data or consultations not covered under BASIC SERVICES and ADDITIONAL SERVICES.

3.5 To the extent allowed by law, arrange for access to and make all provisions for CONSULTANT to enter upon public and private property as required for CONSULTANT to perform services under this Agreement.

3.6 Furnish approvals and permits from all governmental authorities having jurisdiction over the Project and such approvals and consents from others as may be necessary for completion of the Project.

3.7 Give prompt written notice to CONSULTANT whenever OWNER observes or otherwise becomes aware of any development that affects the scope or timing of CONSULTANT's services.

3.8 Furnish, or direct CONSULTANT to provide, Additional Services as stipulated in paragraph 2.1 of this Agreement or other services as required.

3.9 OWNER has designated the following representative to serve as the Quality Assurance/Quality Control for the project: Thomas Thomey; MGP, Inc.; 701 Lee Street; Suite 1020; Des Plaines, IL 60016; Phone: (847) 656-5698. CONSULTANT will deliver Preliminary Product to the above designee.

3.10 OWNER will provide CONSULTANT with boundaries for the mapping to be performed. The boundary will be provided to CONSULTANT in ESRI shapefile or geodatabase format.

3.11 Prior to commencement of mapping, OWNER will provide CONSULTANT with the GIS Consortium's most current ESRI Geodatabase which includes the existing Planimetric and Digital Terrain Model (DTM). The Geodatabase shall reflect the most current feature geometry and attribution.

ARTICLE 4 - PERIODS OF SERVICE

The provisions of this Article 4 and the compensation for CONSULTANT's services have been agreed to in anticipation of the orderly and continuous progress of the Project.

4.1 The services called for in Article 1 - Scope of Services will be completed according to the following schedule:

a) Finalize mapping boundaries: March 31, 2023
b) Deliver preliminary mapping: September 1, 2023
c) Deliver final products: October 15, 2023

4.2 CONSULTANT's services under this Agreement shall be considered complete at the earlier of (1) the date when the submissions have been accepted by OWNER or (2) thirty days after the date when such submissions are delivered to OWNER.

4.3 If OWNER has requested significant modifications or changes in the general scope, extent or character of the Project, the time of performance of CONSULTANT's services shall be adjusted equitably.

4.4 If CONSULTANT's services for the Project are delayed or suspended in whole or in part by OWNER for more than three months for reasons beyond CONSULTANT's control, CONSULTANT shall on written demand to OWNER (but without termination of this Agreement) be paid as provided in paragraph 5.3.2.

ARTICLE 5 – COMPENSATION AND PAYMENTS

5.1 Compensation for Services

5.1.1 Basic Services. OWNER shall pay CONSULTANT for Basic Services rendered as follows:

5.1.1.1 For services outlined above, OWNER shall pay CONSULTANT a lump sum fee of $75,680.00.

5.2 Times of Payments

5.2.1 CONSULTANT shall submit monthly invoices for Basic and Additional Services (if elected and approved). OWNER shall make prompt payments in response to CONSULTANT's invoices.

5.3 Other Provisions Concerning Payments

5.3.1 The OWNER shall make payments in accordance with the Local Government Prompt Payment Act (50 ILCS 505/1).

5.3.2 In the event of termination by OWNER, CONSULTANT will be reimbursed for all charges and services rendered as authorized by the OWNER for services rendered up to the time of cancellation.

Attachment: Buffalo Grove Contract - Update Mapping and Ortho 2023 (O-2023-8 : Ortho Photography)

5.3.3 Records pertinent to CONSULTANT's compensation will be kept in accordance with generally accepted accounting practices.

ARTICLE 6 - GENERAL CONSIDERATIONS

6.1 Reuse of Documents

Any reuse of the services and documents provided under this agreement for purposes not intended, will be at the owner's sole risk.

6.2 Controlling Law

This Agreement shall be governed under the laws of the State of Illinois.

6.3 Indemnification

The CONSULTANT hereby indemnifies and holds the OWNER harmless for any and all costs, expenses, claims, lawsuits or liabilities incurred by OWNER that arise out of, or in connection with, the Contractor's negligent acts, errors or omissions that causes harm or damage to any person or property as a result of the professional geospatial services required to complete this project.

6.4 Termination

The obligation to provide further services under this Agreement may be terminated by either party upon seven calendar days' written notice in the event of substantial failure by either party to perform in accordance with the terms hereof through no fault of the terminating party.

6.5 Copyright Assignment

The CONSULTANT assigns copyright to the OWNER for all deliverable products produced under this contract. All deliverable products prepared by the CONSULTANT under this contract are the property of the OWNER. The CONSULTANT agrees that the products shall not be made available to nor used to prepare additional products for any individual or organization at any time without prior written approval by the OWNER.

6.6 Force Majeure

Neither party will be responsible to the other for damage, loss, injury, or interruption of work if the damage, loss, injury, or interruption of work is caused solely by conditions that are beyond the reasonable control of the parties, and without the intentional misconduct or negligence, of that party (hereinafter referred to as a "force majeure event"). To the extent not within the control of either party, such force majeure events include: acts of God, acts of any governmental authorities, fire, explosions or other casualties, vandalism, and riots or war. A party claiming a force majeure event ("the claiming party") shall promptly notify the other party in writing, describing the nature and estimated duration of the claiming party's inability to perform due to the force majeure event. The cause of such inability to perform will be remedied by the claiming party with all reasonable dispatch.

6.7 No Waiver of Tort Immunity

Nothing contained in this Agreement shall constitute a waiver by the Owner of any right, privilege or defense available to the Owner under statutory or common law, including, but not limited to, the Illinois Governmental and Governmental Employees Tort Immunity Act, 745 ILCS 10/1-101 et seq., as amended.

ARTICLE 7 - EXHIBITS AND SCHEDULES

7.1 The following Exhibit are attached to and made a part of this Agreement.

7.1.1 Exhibit A – Planimetric Map Features.
7.1.2 Exhibit B – Extent of Aerial Imagery Coverage.

7.2 This Agreement (consisting of pages 1 to 9, inclusive), together with the Exhibits and Attachments identified above, constitute the entire agreement between OWNER and CONSULTANT and supersede all prior written or oral understandings. This Agreement and said Exhibits may only be amended, supplemented, modified or canceled by a duly executed written instrument.

Attachment: Buffalo Grove Contract - Update Mapping and Ortho 2023 (O-2023-8 : Ortho Photography)

IN WITNESS WHEREOF, the parties hereto have made and executed this Agreement as of the day and year first written above.

Village of Buffalo Grove, Illinois		Ayres Associates Inc
OWNER		CONSULTANT
	(Signature)	
	(Printed Name)	Zachary J Nienow
	(Title)	Manager
	(Date)	

Attachment: Buffalo Grove Contract - Update Mapping and Ortho 2023 (O-2023-8 : Ortho Photography)

Exhibit A — Planimetric Map Features

Feature Class	Subtype	Feature Class	Subtype
Bridge_POLY		Recreation_SubArea_POLY	Frisbee Golf Course
Building_PeakElevation_POINT			Golf Green
Building_POLY			Golf Tee
Curb_LINE	Road Front		Lacrosse Field
	Road Back		Paddle Ball Court
	Parking Back		Public Basketball Court
DataQuality_LINE	Area Under Construction		Bpulic Garden
DataQuality_POLY	Under Construction		Public Playground
Driveway_POLY	Paved		Public Pool
	Unpaved		Public Tennis Court
Hydrology_LINE	Pond		Roller Hockey Rink
	River		Skate Park
	Stream		Soccer Field
	Wetland		Volleyball Court
Hydrology_POLY	Pond	Road_Centerline_LINE	Paved
	River		Unpaved
	Wetland		Bridge
Miscellaneous_LINE		Road_Median_POLY	Paved
Miscellaneous_POLY			Unpaved
Parking_CaptureArea_POLY	Paved	Road_POLY-Subtype	Paved
	Unpaved		Unpaved
Path_POLY	Paved		Bridge
	Unpaved		Paved Shoulder
PavedArea_POLY	Unknown		Railroad Crossing
	Pier Dock		Unpaved Shoulder
	Runway	Sidewalk_POLY-Subtype	Paved
Railroad_LINE	Operating		Unpaved
	Abandoned		Bridge
Recreation_CaptureArea_POLY	Forest Preserve	Tunnel_POLY	
	Golf Course	UnpavedArea_POLY	Quarry
	Public Park		Unknown
Recreation_SubArea_POLY	Baseball Field	Wall_LINE	Bridge
	Golf Driving Range		Retaining
	Football Field		Seawall
			Dividing
			Freestanding

Exhibit B — Extent of Aerial Imagery Coverage

Attachment: Buffalo Grove Contract - Update Mapping and Ortho 2023 (O-2023-8 : Ortho Photography)

ORDINANCE 2023-____

AN Ordinance Authorizing The Village Manger Execute An Agreement With Ayres Associates Inc.

WHEREAS, the Village of Buffalo Grove is a home rule unit pursuant to the Illinois Constitution of 1970; and

WHEREAS, the Village of Buffalo Grove requires updated planimetric data from time to time; and

WHEREAS, the Village has worked with the GIS Consortium to select a single provider and negotiate favorable pricing.

NOW THEREFORE, BE IT ORDAINED BY THE PRESIDENT AND BOARD OF TRUSTEES OF THE VILLAGE OF BUFFALO GROVE, COOK AND LAKE COUNTIES, ILLINOIS, as follows:

SECTION 1. The foregoing recitals are hereby adopted and incorporated and made a part of this Ordinance as if fully set forth herein.

SECTION 2. The Village Manager is authorized to execute an agreement with Ayres Associates Inc., for Geospatial Services in an amount not to exceed $75,680.00.

SECTION 3. If any section, paragraph, clause or provision of this Ordinance shall be held invalid, the invalidity thereof shall not affect any other provision of this Ordinance.

SECTION 4. This Ordinance shall be in full force and effect from and after its passage and approval and not be codified.

AYES: _____
NAYES: _____
ABSENT: _____
PASSED: _____, 2023
APPROVED: _____, 2023

APPROVED:

_____
Beverly Sussman, Village President

ATTEST:

_____
Janet Sirabian, Village Clerk

Attachment: Ayres 2023 (O-2023-8 : Ortho Photography)

Ordinance No. O-2023-9 : Ordinance Approving Preliminary Plan for Off-Street Parking Lot at 901 Corporate Grove Dr

Recommendation of Action

The PZC recommended approval, subject to conditions. Staff concurs with this recommendation.

SUMMARY: Flextronics International, is seeking to construct a new 154-space parking lot at 901 Corporate Grove Drive, which is currently a 1.9-acre vacant lot. The Planning & Zoning Commission recommended approval, subject to conditions. Staff concurs with this recommendation.

ATTACHMENTS:

- BOT Memo (DOCX)
- Ordinance (DOCX)
- Exhibit B Plan Set (PDF)
- Exhibit C Draft PZC Minutes 2.1.23 (PDF)

Trustee Liaison	**Staff Contact**
Johnson	Nicole Woods, Community Development

Tuesday, February 21, 2023	

VILLAGE OF BUFFALO GROVE

DATE: February 21, 2023

TO: Dane Bragg, Village Manager

FROM: Nicole Woods, Director of Community Development
Andrew Binder, Associate Planner

SUBJECT: Petition to the Village of Buffalo Grove for approval of a preliminary plan to construct an off-street parking facility at 901 Corporate Grove Drive.

PROJECT BACKGROUND

The subject property at 901 Corporate Grove Drive is a 1.9-acre vacant lot. In 2013, the property was subdivided from 951 Corporate Grove Drive, which is located directly east of the site. Flextronics International is seeking to construct a new 154-space parking lot on the property. The proposed off-street surface parking lot will supplement the existing parking for the Flextronics International facility, which is located directly west of the site at 700 Corporate Grove Drive, as shown in Figure 1. Flextronics also has facilities at 800 Corporate Grove and in part of the building at 850 Asbury Drive. Flextronics employs approximately 1,100 employees with varying shifts at their three facilities.

The proposed plan complies with all applicable ordinances, and the off-street parking lot is a permitted use in the industrial district. However, preliminary plan approval is required prior to the issuance of a building permit.



Figure 1 *: Subject Property Location Map*

PLANNING & ZONING ANALYSIS

Use & Setbacks

- Accessory parking facilities, provided elsewhere than on the same zoning lot as the principal use, are permitted in the Industrial District.
- Currently, the Flextronics' building at 700 Corporate Dr offers 343 spaces, which sufficiently meets code. However more parking is needed at that facility when shifts overlap during peak hours.
- With the addition of the new parking lot, a total of 467 parking spaces serve the 700 Corporate Grove building. The other buildings have sufficient parking on their respective properties.
- The proposed parking lot facility meets all required setbacks.

Attachment: BOT Memo (O-2023-9 : Ordinance Approving Preliminary Plan for Off-Street Parking Lot at 901 Corporate Grove Dr)

Access, Circulation & Parking Lot Dimensions

- Two access drives are proposed for the new parking lot and circulation is provided with two-way and one-way drive aisles.
- All proposed parking and related dimensions comply with code standards.
- New sidewalks will be installed on the east side of the 700 Corporate Grove Drive property and the west side of the 901 Corporate Grove property to provide pedestrian access from the parking lot to the main entrance of the building.

ADA Compliance

- The proposed parking lot plan, in conjunction with the 700 Corporate Grove facility and parking lot, are in compliance with ADA standards.

Landscaping

- The petitioner has provided a landscape plan showing new landscaping proposed throughout the site, which is meets Village requirements.

Lighting & EV Charging

- Ground mounted pole lighting will be used to illuminate the site. The footcandle level complies with Village requirements.
- The proposed parking lot will also accommodate six new EV charging stations.

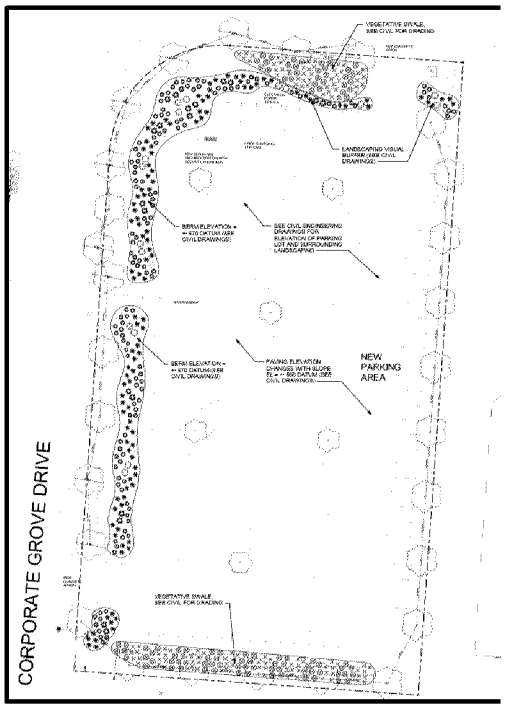

***Figure 2**: Landscape Plan*

PLANNING & ZONING COMMISSION (PZC) RECOMMENDATION

On February 1, 2023 the PZC unanimously recommended approval of the Preliminary Plan for an off-street parking facility at 901 Corporate Grove Drive, subject to the following conditions:

1. The proposed development shall be developed in substantial conformance with the plans attached and in accordance with Section 16.20.070 of the Development Ordinance.
2. Any incidental or directional signage for the site will be reviewed and administratively approved by Village staff.
3. The landscaping and parking lot screening shall be maintained by the property owner or tenant in perpetuity.
4. Final Engineering plans shall be revised in a manner acceptable to the Village as required.

Staff concurs with this recommendation.

PUBLIC MEETING COMMENTS

There were no concerns from the public regarding this request.

ACTION REQUESTED

Staff recommends that the Village Board approve an Ordinance granting Preliminary Plan approval for an off-street parking facility at 901 Corporate Grove Drive, subject to conditions in the attached Ordinance.

ORDINANCE NO. 2023 –

AN ORDINANCE APPROVING A PRELIMINARY PLAN TO ALLOW CONSTRUCTION OF AN OFF-STREET PARKING FACILITY AT 901 CORPORATE GROVE DRIVE

VILLAGE OF BUFFALO GROVE, COOK AND LAKE COUNTIES, ILLINOIS

WHEREAS, the Village of Buffalo Grove is a Home Rule Unit pursuant to the Illinois Constitution of 1970; and

WHEREAS, the property located at 901 Corporate Grove Drive ("Property") is zoned in the Industrial District; and,

WHEREAS, Flextronics International ("Developer") proposes to construct a 154-space off-street parking lot on the Property; and,

WHEREAS, said site improvements require approval of a Preliminary Plan pursuant to the Village Development Ordinance (Title 16 of the Buffalo Grove Municipal Code); and,

WHEREAS, Developer has petitioned to the Village for approval of a Preliminary Plan pursuant to the following exhibits:

EXHIBIT A Legal Description

EXHIBIT B Plan Set

EXHIBIT C Draft Minutes from the February 1, 2023 Planning & Zoning Commission Meeting

WHEREAS, the Village Planning & Zoning Commission held a public hearing on February 1, 2023, and based on the testimony and exhibits presented by the Developer, determined that the proposed improvements will not have a detrimental effect on adjacent properties; and,

WHEREAS, the Planning & Zoning Commission voted 8 to 0 to recommend approval of the Preliminary Plan; and

WHEREAS, the Corporate Authorities of the Village of Buffalo Grove, hereby determine that the Preliminary Plan is acceptable based on the Planning & Zoning Commission public hearing record and recommendation.

NOW, THEREFORE, BE IT ORDAINED BY THE PRESIDENT AND BOARD OF TRUSTEES OF THE VILLAGE OF BUFFALO GROVE, COOK AND LAKE COUNTIES, ILLINOIS, as follows:

Section 1. The preceding WHEREAS clauses are hereby adopted by the Corporate Authorities and made a part hereof.

Section 2. The Corporate Authorities hereby adopt a proper, valid and binding ordinance

Attachment: Ordinance (O-2023-9 : Ordinance Approving Preliminary Plan for Off-Street Parking Lot at 901 Corporate Grove Dr)

approving the Preliminary Plan for the improvements depicted on the Exhibits hereto, subject to the following conditions:

A. The proposed development shall be developed in substantial conformance with the plans attached and in accordance with Section 16.20.070 of the Development Ordinance.

B. Any incidental or directional signage for the site will be reviewed and administratively approved by Village staff.

C. The landscaping and parking lot screening shall be maintained by the property owner or tenant in perpetuity.

D. Final Engineering plans shall be revised in a manner acceptable to the Village as required.

Section 3. This Ordinance shall be in full force and effect from and after its passage, and approval.

This Ordinance shall not be codified.

AYES: _____

NAYS: _____

ABSENT: _____

PASSED: _____

APPROVED: _____

ATTEST:

_____
Village Clerk

APPROVED:

_____
Beverly Sussman, Village President

EXHIBIT A – Legal Description

901 Corporate Grove Drive

LOT 1 IN 901 CORPORATE GROVE DRIVE RESUBDIVISION, BEING A RESUBDIVISION OF LOTS 139,140,141 AND THE WEST 10 FEET OF LOT 138 IN THE CORPORATE GROVE, BEING A SUBDIVISION OF PART OF THE SOUTHWEST 1/4 OF SECTION 26 AND PART OF THE SOUTH 1/2 OF SECTION 27, TOWNSHIP 43 NORTH, RANGE 11, EAST OF THE THIRD PRINCIPAL MERIDIAN, ACCORDING TO THE PLAT THEREOF RECORDED JANUARY 22, 2014 AS DOCUMENT NUMBER 7071923, IN LAKE COUNTY, ILLINOIS.

PIN: 15-27-303-040

EXHIBIT B – Plan Set

901 Corporate Grove Drive

EXHIBIT C – Draft Minutes

901 Corporate Grove Drive

PARKING LOT - BUFFALO GROVE, IL

ISSUED FOR PERMIT 01-17-23

8.G.c

PROPOSED SUPPLEMENTARY PARKING

901 CORPORATE GROVE DRIVE, BUFFALO GROVE, IL 60089

FLEX, LTD.
OWNER

FORMA, INC.
ARCHITECT

BONO CONSULTING, INC.
CIVIL ENGINEER

LEGACY DESIGN, INC.
ELECTRICAL ENGINEER

GENERAL NOTES

1. ALL WORK SHALL BE DONE IN ACCORDANCE WITH ALL APPLICABLE FEDERAL, STATE, COUNTY AND LOCAL LAWS, CODES AND ORDINANCES.
2. CONTRACTORS ARE REQUIRED TO VISIT THE SITE PRIOR TO SUBMITTING BID TO VERIFY ALL EXISTING CONDITIONS AND PROMPTLY NOTIFY ARCHITECT OF ANY AND ALL DEVIATIONS FROM CONTRACT DOCUMENTS AND SPECIFICATIONS TO ENSURE COMPLETE UNDERSTANDING OF THE TOTAL SCOPE OF THE WORK.
3. ALL SUBCONTRACTORS MUST ESTABLISH BID PRICES ACCORDING TO COMPLETE SET OF CONTRACT DOCUMENTS AND SPECIFICATOINS. ALL BID PRICES MUST BE ESTABLISHED BY VERIFYING ALL EXISTING BUILDING CONDITIONS. NO ADDITIONAL MONETARY COMPENSATION WILL BE CONSIDERED FOR FAILURE TO EXAMINE AND VERIFY EXISTING CONDITIONS IN ORDER TO COMPLETE THE WORK AS REQUIRED BY THE CONTRACT DOCUMENTS.
4. IF THE SUBCONTRACTORS REQUIRE WORK NOT ADDRESSED IN THE CONTRACT DOCUMENTS, SPECIFICATIONS, AND ADDENDA, WHICH IS NECESSARY TO PRODUCE THE INTENDED COMPLETED JOB, SUCH WORK SHALL BE REPORTED TO THE ARCHITECT PRIOR TO SUBMITTING BID. OTHERWISE, SUCH WORK (WITH THE EXCEPTION OF WORK REQUIRED BY CONCEALED EXISTING CONDITIONS) SHALL BE CONSIDERED INCLUDED IN THE BID.
5. CONTRACTORS SHALL INCLUDE IN THE BASE BID ALL PATCHING AND REPAIR OF ALL EXISITNG CONSTRUCTION AFFECTED BY THE NEW CONSTRUCTION AND THE REVISIONS TO THE EXISTING CONSTRUCITON.
6. THE CONTRACT AMOUNT SHALL PROVIDE FOR A COMPLETED JOB. IF THERE IS ANY QUESTION ABOUT WHETHER AN ITEM IS TO BE INCLUDED IN THE CONTRACT, THE ARCHITECT SHALL BE CONSULTED PRIOR TO BID SUBMITTAL.
7. THE CONTRACTORS SHALL PROVIDE CODE COMPLIANT, COMPLETE WORKING MECHNICAL, ELECTRICAL AND PLUMBING SYSTEMS COMMENSURATE WITH THE REQUIREMENTS OF THE CONTRACT DOCUMENTS AND SPECIFICATIONS. THE ELECTRICAL, PLUMBING AND MECHANICAL CONTRACTORS SHALL SCHEDULE AND PERFORM A PRE-ROUGHIN WALK THRU WITH THE ARCHITECT TO CONFIRM ALL LIGHTING, RECEPTACLE, FIXTURE AND VENT LOCATIONS.
8. CONTRACTORS ARE REQUIRED TO COORDINATE THE SCHEDULING OF ALL MODIFCATIONS TO EXISITNG AND ALL NEW CONSTRUCTION WITH THE OWNER AND ADJACENT PROPERTY OWNERS.
9. THE CONTRACTORS SHALL PROVIDE THE OWNER WITH CERTIFICATES OF COMPREHENSIVE AND LIABILITY INSURANCE COVERAGE APPROPRIATE TO THE SCOPE FO THE PROJECT.
10. THE CONTRACTORS SHALL SUPERVISE AND DIRECT THE WORK USING HIS BEST SKILL AND ATTENTION. THE CONTRACTORS SHALL BE SOLELY RESPONSIBLE FOR ALL CONSTRUCTIONS MEANS, METHODS, TECHNIQUES, SEQUENSES AND PROCEDURES. THE CONTRACORS SHALL BE RESPONSIBLE FOR COORDINATION ALL PORTIONS OF THE WORK UNDER THIS CONTRACT. ALL WORK SHALL BE DONE IN ACCORDANCE WITH THE HIGHEST CONSTRUCITON INDUSTRY STANDARDS.
11. CONTRACTORS SHALL PROVIDE FOR ALL SITE DEMOLITIONS AND DEBRIS REMOVAL REQUIRED TO PERFORM NEW CONSTRUCTION WHILE ADEQUATELY MAINTAINING THE PREMISES, AND THE ADJACENT PREMISES TO ENSURE NORMAL OCCUPANCY AND SECURITY.
12. ALL MATERIALS, WORKMANSHIP AND LABOR SHALL BE GUARANTEED FOR A PERIOD OF AT LEAST ONE (1) YEAR FROM THE DATE OF OWNER ACCEPTANCE OF THE COMPLETED WORK.
13. THE CONTRACTORS SHALL SUBMIT SHOP DRAWINGS FOR ALL FABRICATED ITEMS FOR THE ARCHITECT'S APPROVAL, IN THE FORM OF 3 BLACKLINES. THE ARCHITECT SHALL RETURN SAID SUBMITTAL WITHIN 2 WEEKS AFTER RECEPT.
14. ALL INTERIOR DIMENSIONS ARE FROM THE FACE OF GYPSUM BOARD TO THE FACE OF GYPSUM BOARD, UNLESS NOTED OTHERWISE. DO NOT SCALE DRAWINGS.
15. DRAWINGS AND SPECIFICATIONS ARE COMPLIMENTARY AND WORK SHOWN OR CALLED OUT IN ONE AND NOT THE OTHER IS TO BE EXECUTED AS IF IT WERE IN BOTH. IN CASE OF CONFLICT IN DRAWINGS AND/OR SPECIFICATIONS, THE MORE EXPENSIVE CONDITION SHALL GOVERN FOR PRICING PURPOSES, AND THE ARCHITECT SHALL BE NOTIFIED TO RESOLVE THE DISCREPANCY BEFORE CONTRACTS ARE AWARDED.
16. NO CHANGE ORDERS WILL BE EXECUTED WITHOUT WRITTEN AUTHORIZATION BY THE OWNER.
17. CONTRACTORS SHALL COMPLY WITH ALL LAWS, ORDINANCES AND CODES GOVERNING THEIR WORK. CONTRACTORS SHALL PAY ALL SALES TAX.
18. THE CONTRACTORS SHALL OBTAIN AND PAY FOR ANY PERMITS AND FEES REQUIRED TO PERFORM THE WORK.
19. CONTRACTORS INSTALLING PIPES, DUCTS AND CONDUIT WILL BE REQUIRED TO DO ALL CUTTING AND PATCHING IN CONNECTION WITH THEIR WORK AND SHALL MAINTAIN FIRE RATES OF THE PENETRATED ASSEMBLIES.
20. EACH CONTRACTOR SHALL BE RESPONSIBLE FOR STORAGE AND SAFETY OF HIS OWN MATERIALS AND WORK, AND FOR PROPERLY REMOVING HIS RUBBISH FROM THE JOB SITE.
21. THE OWNER WILL ASSUME NO RESPONSIBILITY FOR THE COST OF CHANGES OR EXTRA WORK NECESSARY ON ACCOUNT OF FAILURES OF TRADES TO COORDINATE THEIR WORK DURING CONSTRUCTION.
22. THE TERM "PROVIDE" SHALL MEAN TO FURNISH AND INSTALL.
23. ALL DETAILS SHOWN ARE INTENDED TO BE TYPICAL AND SHALL BE CONSTRUCTED TO APPLY TO SIMILAR SITUATIONS ON THE PROJECT UNLESS A DIFFERENT DETAIL OR SECTION IS SHOWN.
24. THE CONTRACTORS SHALL CONSTRUCT 6-FT. CHAIN LINK FENCE AROUND AREAS UNDER CONSTRUCTION AS REQUIRED TO ENSURE GENERAL PUBLIC AND PERSONAL SAFETY, AND NORMAL OPERATION OF THE ADJACENT FACILITIES.
25. SUB-CONTRACTORS SHALL BE RESPONSIBLE FOR THE LAY-OUT OF THEIR WORK AS COORDINGIATED BY THE GENERAL CONTRACTOR. CONFIRM ALL LAYOUTS WITH THE ARCHITECT. ANY DISCREPANCIES BETWEEN THE DRAWINGS AND ACTUAL FEILD CONDITIONS SHALL BE BROUGHT TO THE ATTENTION OF THE ARCHITECT PRIOR TO PROCEEDING.
26. ALL WORK UNDER THIS CONTRACT SHALL BE IN ACCORDANCE WITH BUFFALO GROVE BUILDING CODE: WITH ALL ADDENDA AND BUFFALO GROVE ZONING CODE AND ARCHITECT'S GENERAL CONDITIONS, AMERICAN INSTITUTE OF ARCHITECTS DOCUMENT A201 INCLUDING ALL ADDENDA, REVISIONS OR UPDATED ISSUES AND SHALL BE CONSIDERED AS PART OF THESE CONTRUCTION DOCUMENTS.
27. FIRE EXTINGUISHERS SHALL BE PROVIDED AS REQUIRED BY THE CODE.
28. CONTRACTORS SHALL ENCLOSE, BEHIND FINISHED WALL SURFACES, ALL PLUMBING, MECHANICAL DUCTWORK, ELECTRICAL WIRING AND CONDUITS IN ALL LIVING SPACES AND HABITABLE ROOMS.
29. SHORE EXISTING STRUCTURES AS REQUIRED DURING ALL WORK.
30. DO NOT PERFORM ANY EXCAVATION AT THE SITE BEFORE CALLING JULIE DIG AT 1-800-892-0123 OR APPROVED BY EQUAL.
31. A COPY OF APPROVED PLANS SHALL BE KEPT AT THE SITE OF THE BUILDING OR WORK AT THE TIME OF THE INSPECITON.

CONTRACTOR'S NOTES

THESE DRAWINGS ARE SCOPE DOCUMENTS INDICATING THE GENERAL PROJECT DESIGN CONCEPT, DIMENSIONS OF THE PROJECT, MAJOR ARCHITECTURAL ELEMENTS, AND BASIC ORGANIZATION OF STRUCTURAL, MECHANICAL, ELECTRICAL, AND PLUMBING SYSTEMS. AS SCOPE DOCUMENTS, THESE DRAWINGS DO NOT NECESSARILY DESCRIBE OR INDICATE ALL MATERIALS OR WORK REQUIRED FOR FULL PERFORMANCE AND COMPLETION OF THE PROJECT. ON THE BASIS OF THE GENERAL SCOPE INDICATED OR DESCRIBED, THE CONTRACTOR(S) SHALL FURNISH ALL ITEMS REQUIRED FOR PROPER EXECUTION AND COMPLETION OF THE PROPOSED PROJECT, THE ARCHITECT IS NOT RESPONSIBLE FOR THE FAILURE OF THE CONTRACTOR(S) TO EXECUTE NECESSARY WORK AND SUPPLY REQUIRED MATERIALS FOR PROPER COMPLETION OF THIS PROJECT, AND MAKES NO WARRANTY SAID OR IMPLIED ON THESE CONTRUCTION DOCUMENTS. ALL CHANGES WITH REGARD TO THE SCOPE OF THESE DOCUMENTS SHALL BE FINALIZED WITH THE ARCHITECT AND OWNER AND COMMUNICATED IN WRITING TO THE CONTRACTOR(S).

THE AGREEMENT BETWEEN THE ARCHITECT AND ANY OTHER PARTY INVOLVED WITH THIS STRUCTURE DOES NOT INCLUDE ON-SITE INSPECTIONS AND OBSERVATION, AND DUE TO THE FACT THAT THE ARCHITECT HAS COMPLETED ONLY WORKING DRAWINGS FOR THIS STRUCTURE, THE ARCHITECT CANNOT ASSUME RESPONSIBILITY FOR CONSTRUCTION, CONSTRUCTION METHODS, OR SAFETY PRECAUTIONS USED BY CONTRACTOR(S).

GENERAL CONTRACTOR SHALL ENSURE THAT ALL ARCHITECTURAL, STRUCTURAL, MECHANICAL, ELECTRICAL, PLUMBING, AND FINISH CONSTRUCTION METHODS & MATERIALS CONFORM TO THE STANDARDS SET FORTH BY THE LANDLORD. GENERAL CONTRACTOR SHALL ENSURE THAT ALL EXISTING BUILDING WARRANTIES ARE MAINTAINED BY USING LANDLORD APPROVED CONTRACTORS WHERE REQUIRED.

BUILDING EXTERIOR



PROPOSED PARKING LOCATION

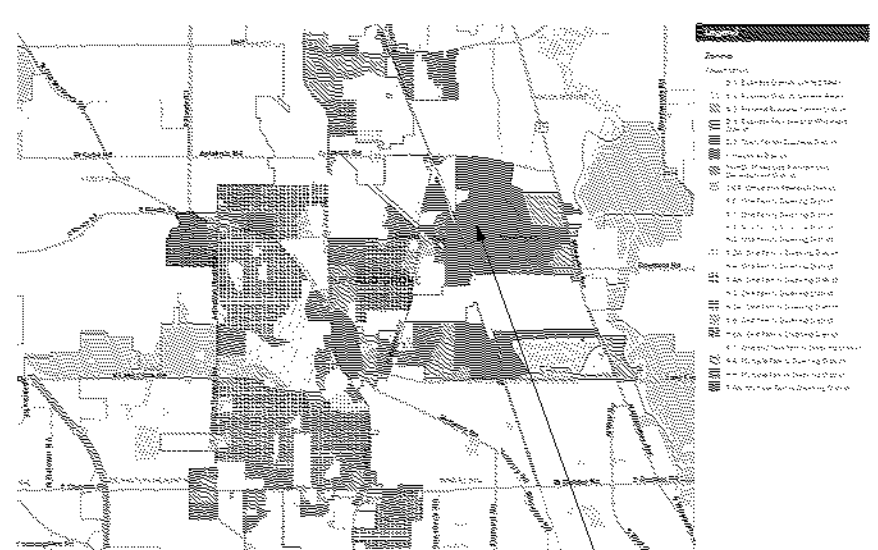

901 CORPORATE GROVE DRIVE, BUFFALO GROVE, IL
ZONING DISTRICT:
I - INDUSTRIAL DISTRICT

ZONING MAP

SCOPE OF WORK

1.0 PREPARATION OF EXISTING EMPTY LOT FOR NEW SUPPLEMENTARY PARKING FOR FLEX, LTD.

2.0 NEW WORK INCLUDES NEW ASPHALT PARKING SURFACE AND STRIPING, CONCRETE CURBS AND APRONS AS WELL AS A NEW SURROUNDING LANDSCAPING DESIGN. NEW CROSSWALK TO BE INTRODUCED TO PROVIDE ACCESS TO NEARBY FACILITY.

3.0 ELECTRICAL POWER TO BE PROVIDED TO (6) NEW CAR CHARGING STATIONS, AS WELL AS SURROUNDING LIGHTING POLES.

INDEX TO DRAWING LIST

SHEET NUMBER	SHEET NAME
T1.0	COVER PAGE, PROPOSED LOT VIEW, GENERAL NOTES
A1.0	OVERALL SITE PLAN
A1.1	PROPOSED PARKING SITE PLAN AND EXISTING PARKING AT SECONDARY ENTRANCE
A1.2	EXISTING PARKING AT MAIN ENTRANCE
A1.3	FIRE TRUCK ROUTE AT PROPOSED PARKING
L1.0	LANDSCAPING PLAN, LANDSCAPING SCHEDULE
1 OF 8	TITLE SHEET, LEGEND, SITE LOCATION MAP, AERIAL MAP
2 OF 8	DEMOLITION, TREE PRESERVATION, SOIL EROSION, SEDIMENTATION CONTROL PLAN
4 OF 8	PROPOSED GRADING AND DRAINAGE PLAN
5 OF 8	PROPOSED UTILITY PLAN
6 OF 8	SITE PLAN AND GEOMETRIC PLAN
7 OF 8	CONSTRUCTION NOTES
8 OF 8	STANDARD DETAILS
ES1.0	ELECTRICAL SITE PLAN
ES2.0	PHOTOMETRIC SITE PLAN, FIXTURE SCHEDULE, LUMINAIRE LOCATIONS
E2.0	ELECTRICAL DETAILS, RISER DIAGRAM
E3.0	ELECTRICAL SPECIFICATIONS

901 CORPORATE GROVE DRIVE, BUFFALO GROVE, IL

SITE MAP

MATERIAL LEGEND

EARTH	EXISTING MASONRY
GRANULAR FILL	STEEL
CONCRETE	BATT INSULATION
FACE BRICK	RIGID INSULATION
C.M.U.	GYPSUM BOARD

SYMBOL LEGEND

ELEVATION MARKING	
REVISION	ELEVATION - SEE SHEET A8.1
LARGE SCALE DETAIL	PARTITION TYPE - SEE SHEET A8.0
DETAIL	DOOR MARK - SEE DOOR SCHEDULE
SHEET NUMBER	WINDOW MARK - SEE WINDOW SCHEDULE
SECTION	DEMOLITION KEYNOTE
SHEET NUMBER	LIGHTING & VENTILATION AMOUNTS (SEE WINDOW SCHEDULE)
WALL SECTION	SMOKE DETECTOR
SHEET NUMBER	CARBON MONOXIDE DETECTOR

LICENSED ARCHITECT
PAUL PETER FLORCZAK
001-019600
STATE OF ILLINOIS

I HEREBY CERTIFY THAT THESE DRAWINGS WERE PREPARED UNDER MY DIRECT SUPERVISION AND TO THE BEST OF MY KNOWLEDGE CONFORM TO ALL REQUIREMENTS & BUILDING CODE BUFFALO GROVE, ILLINOIS

COPYRIGHT 2022 BY FORMA INC ©

PROPOSED SUPPLEMENTARY PARKING LOT

T1.0

Attachment: Exhibit B Plan Set (O-2023-9 : Ordinance Approving Preliminary Plan for Off-Street Parking

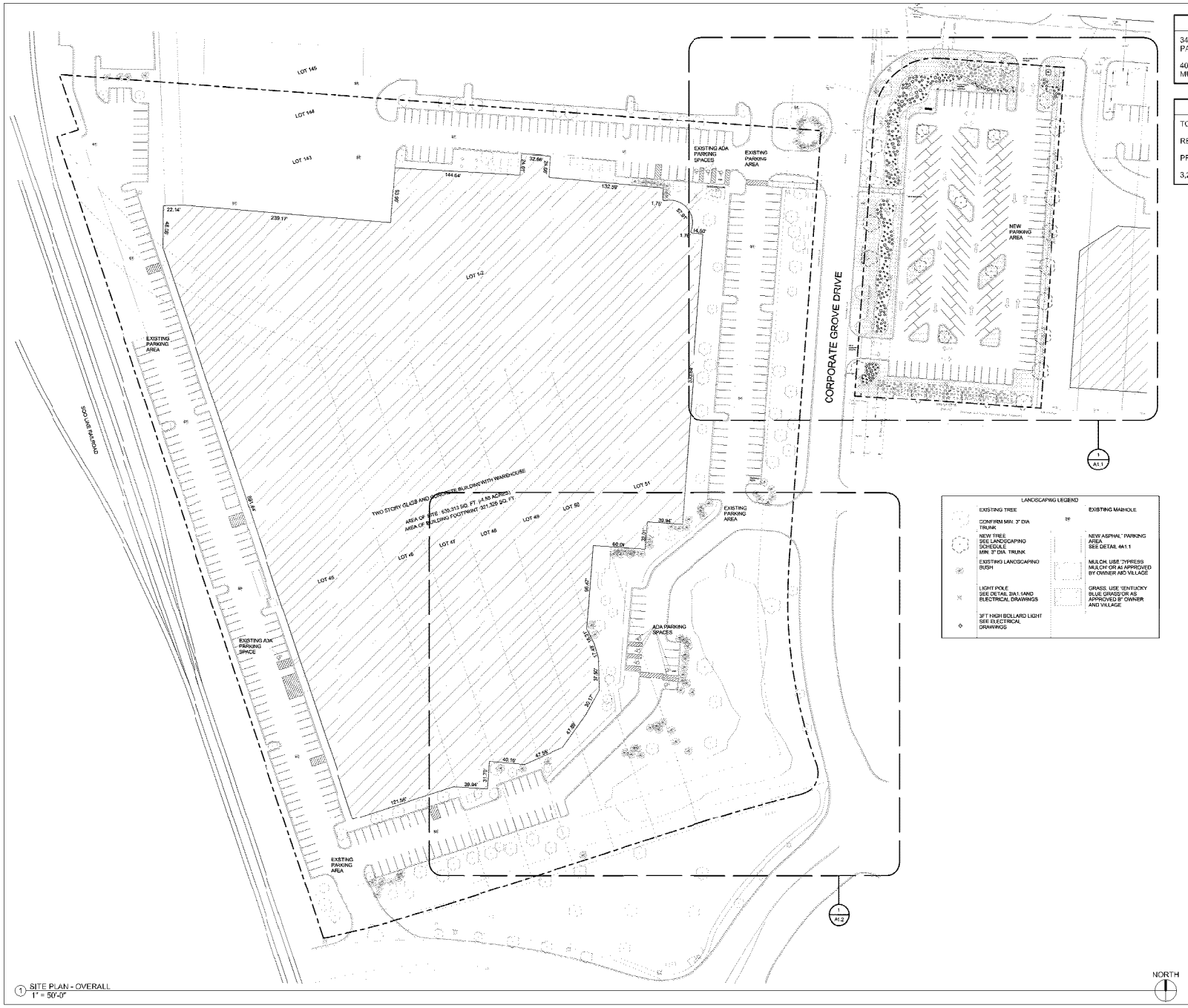

1 SITE PLAN - OVERALL
1" = 50'-0"

ADA PARKING COUNT
343 EXISTING PARKING SPACES + 154 NEW PARKING SPACES = 497 PARKING SPACES
400-500 SPACES REQUIRE 9 ADA PARKING SPACES (2 OF WHICH MUST BE VAN ACCESSIBLE) PER 2018 IBC TABLE 1106.1

GREEN ISLAND CALCULATIONS
TOTAL PARKING AREA = 51,952SF
REQUIRED GREEN ISLAND AREA = 5% X 51,952SF = 2,598SF REQUIRED
PROVIDED GREEN ISLAND AREA = 3,292SF
3,292SF PROVIDED > 2,598SF REQUIRED

LANDSCAPING LEGEND

EXISTING TREE	EXISTING MANHOLE
CONFIRM MIN. 3" DIA TRUNK	
NEW TREE SEE LANDSCAPING SCHEDULE MIN. 3" DIA. TRUNK	NEW ASPHALT PARKING AREA SEE DETAIL 4A1.1
EXISTING LANDSCAPING BUSH	MULCH. USE "CYPRESS MULCH" OR AS APPROVED BY OWNER AND VILLAGE
LIGHT POLE SEE DETAIL 3/A1.1 AND ELECTRICAL DRAWINGS	GRASS. USE "KENTUCKY BLUE GRASS" OR AS APPROVED BY OWNER AND VILLAGE
3FT HIGH BOLLARD LIGHT SEE ELECTRICAL DRAWINGS	

COPYRIGHT 2023 3F FORMA INC ©

PROPOSED SUPPLEMENTARY PARKING LOT

22

A

Attachment: Exhibit B Plan Set (O-2023-9 : Ordinance Approving Preliminary Plan for Off-Street Parking

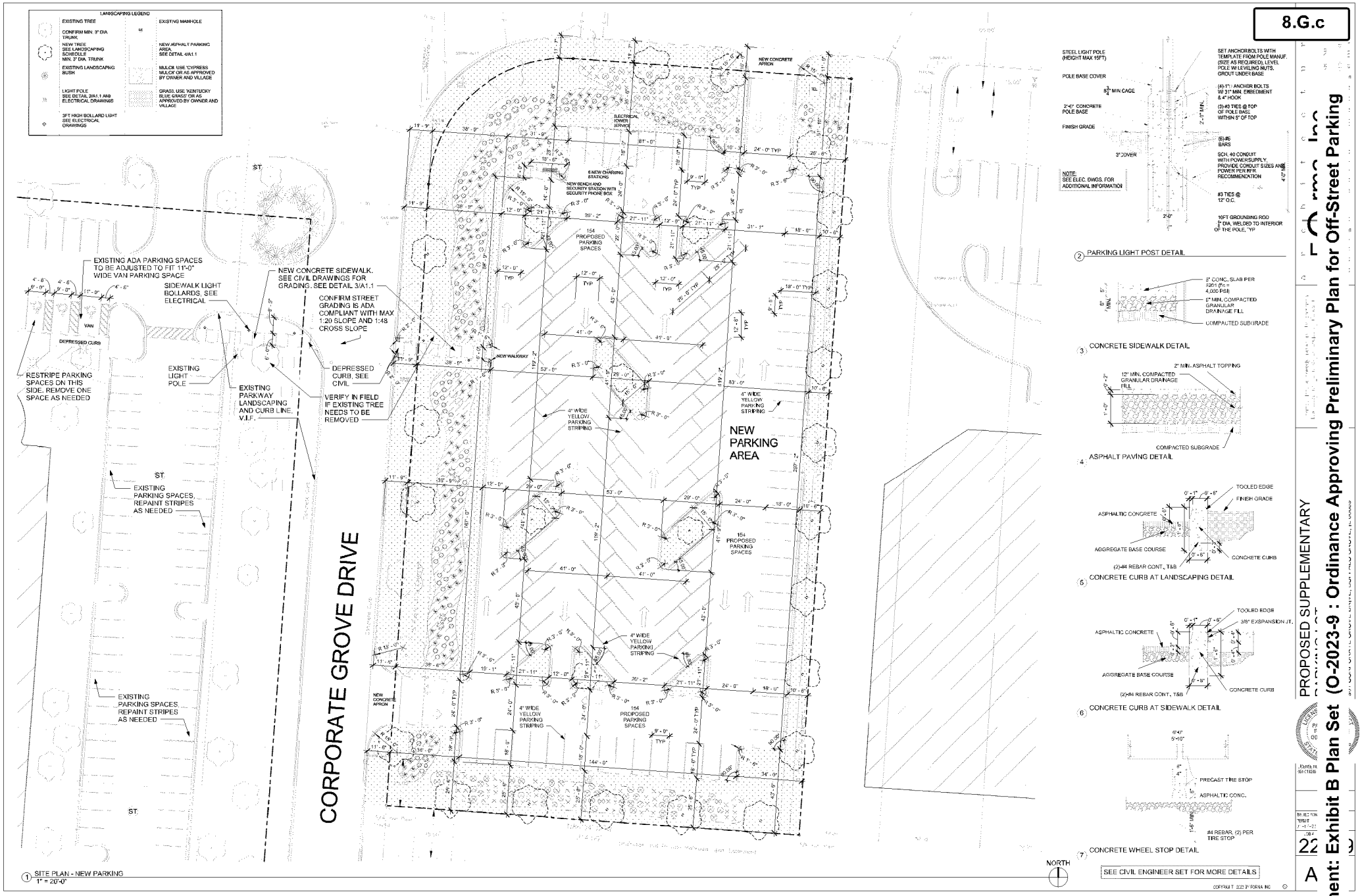

Attachment: Exhibit B Plan Set (O-2023-9 : Ordinance Approving Preliminary Plan for Off-Street Parking

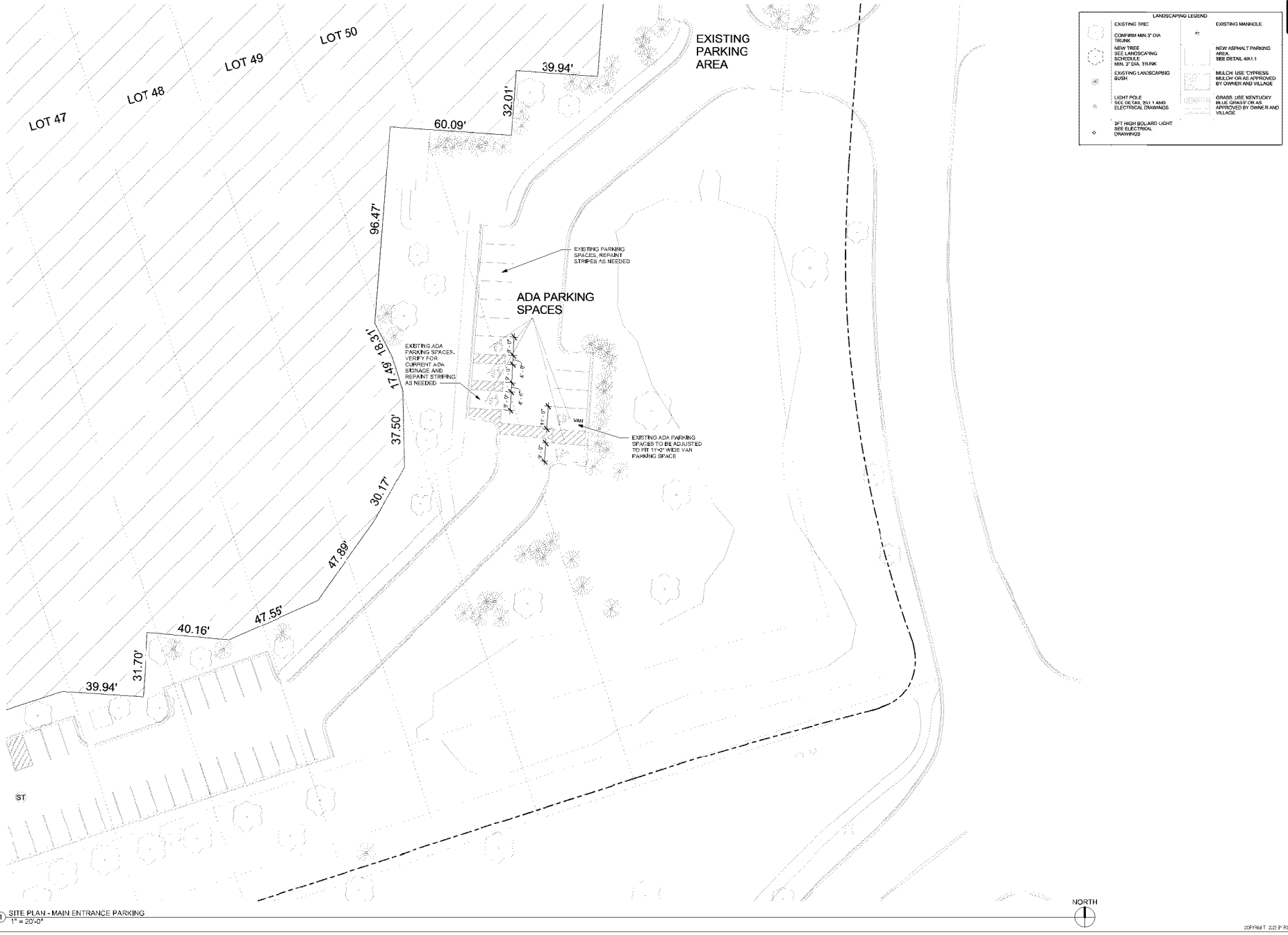

1 SITE PLAN - MAIN ENTRANCE PARKING
1" = 20'-0"

COPYRIGHT 2023 3rd FORMA INC ©

PROPOSED SUPPLEMENTARY PARKING LOT

22

A

Attachment: Exhibit B Plan Set (O-2023-9 : Ordinance Approving Preliminary Plan for Off-Street Parking

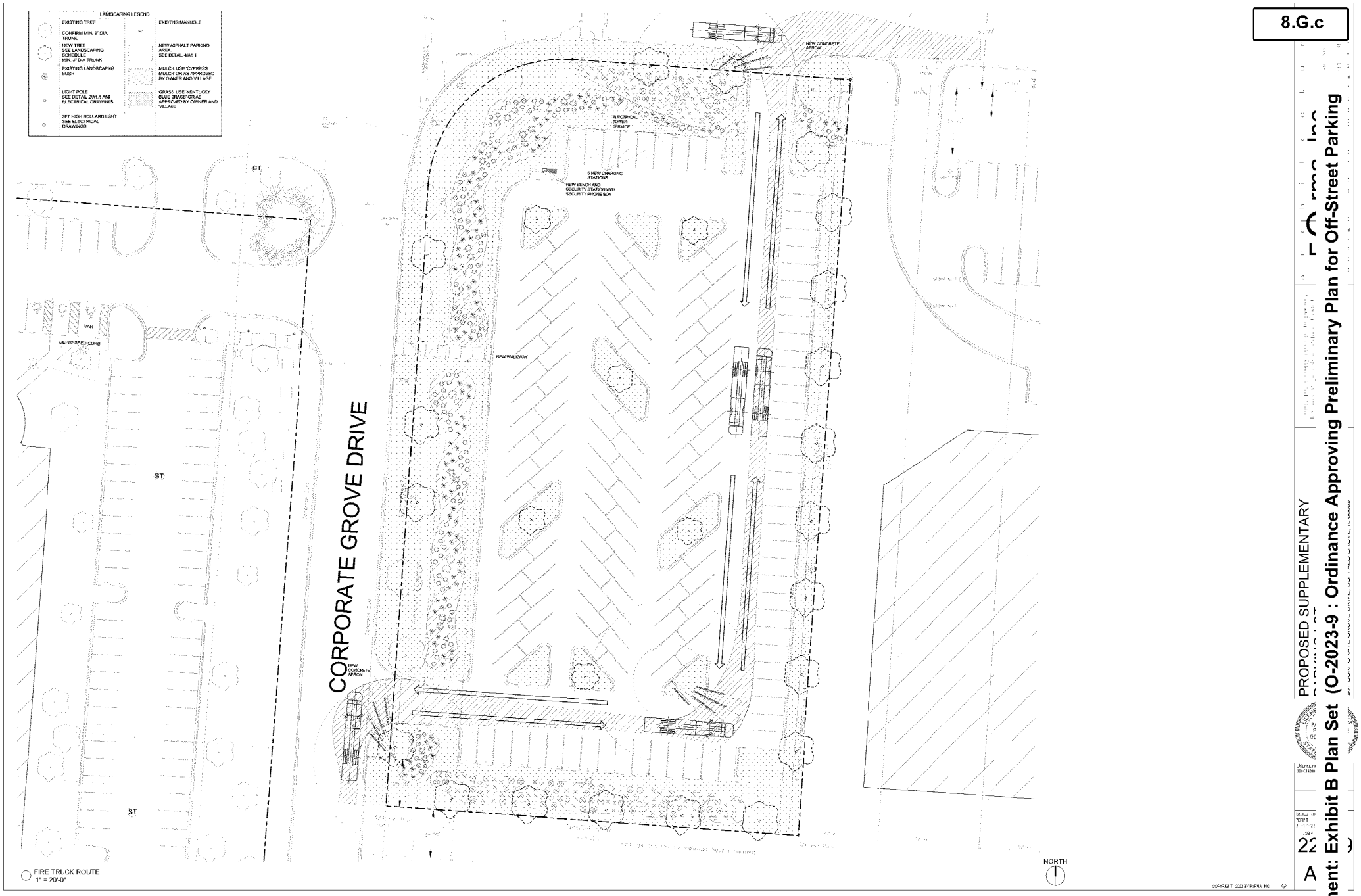

PROPOSED SUPPLEMENTARY PARKING LOT

COPYRIGHT 2023 3rd FORMA INC ©

Attachment: Exhibit B Plan Set (O-2023-9 : Ordinance Approving Preliminary Plan for Off-Street Parking

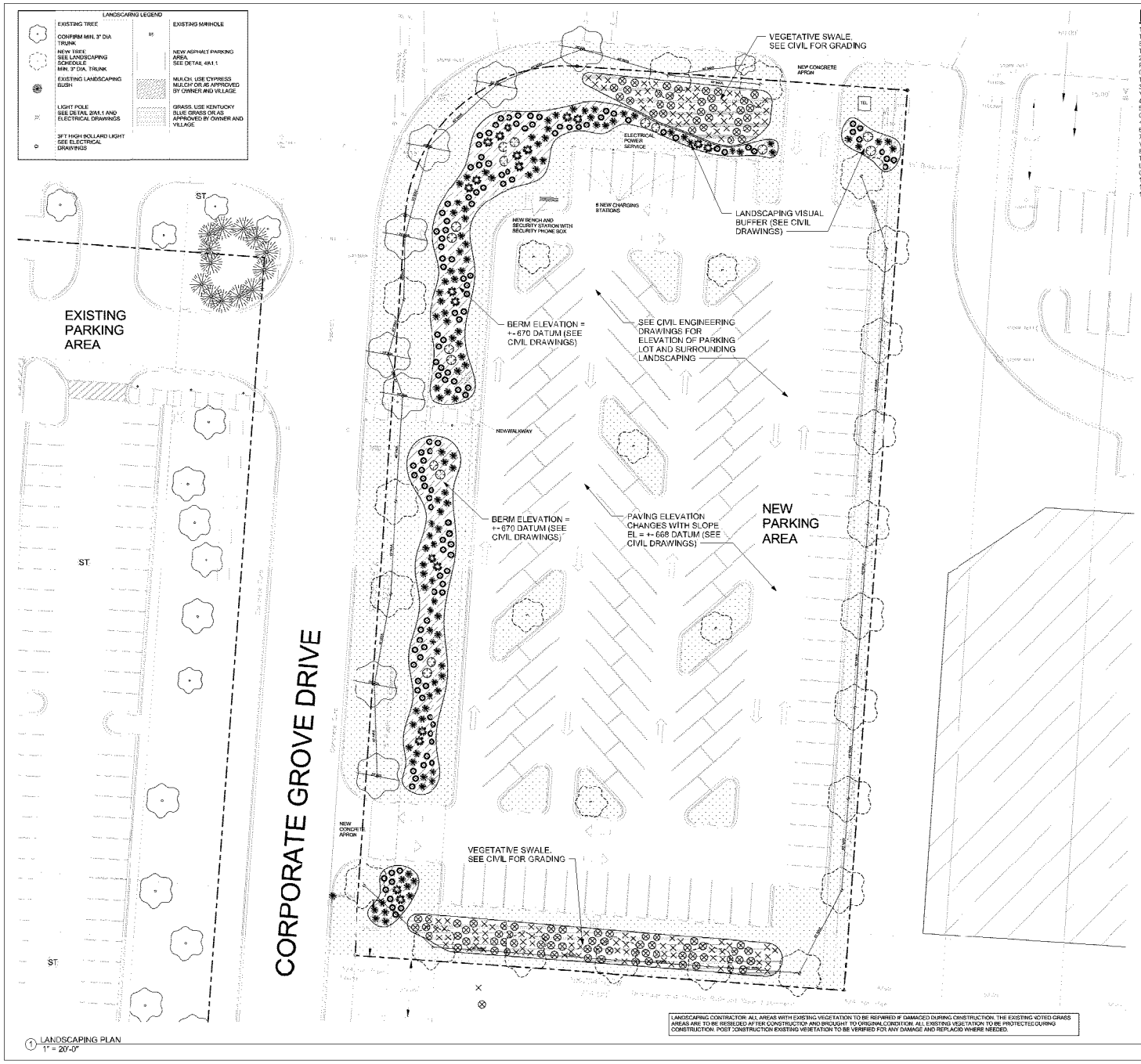

1 LANDSCAPING PLAN
1" = 20'-0"

LANDSCAPING CONTRACTOR: ALL AREAS WITH EXISTING VEGETATION TO BE REWIRED IF DAMAGED DURING CONSTRUCTION. THE EXISTING NOTED GRASS AREAS ARE TO BE RESEEDED AFTER CONSTRUCTION AND BROUGHT TO ORIGINAL CONDITION. ALL EXISTING VEGETATION TO BE PROTECTED DURING CONSTRUCTION. POST CONSTRUCTION EXISTING VEGETATION TO BE VERIFIED FOR ANY DAMAGE AND REPLACED WHERE NEEDED.

LANDSCAPE GENERAL NOTES

1.0 TREE SIZE STANDARDS ARE AT TIME OF INSTALLATION. MINIMUM SIZE SHALL BE 3" CALIPER, MEASURED 6" ABOVE GROUND. TREE SHALL HAVE A STRAIGHT TRUNK, FREE OF BRANCHES, TO A MINIMUM HEIGHT OF 8'-0". TREES SHALL BE BALLED-AND-BURLAPPED (B&B) WITH NO EXPECTATIONS. 3" CALIPER TREES SHALL BE 12'-0" TO 14'-0" HEIGHT WITH A MAXIMUM HEIGHT OF 16'-0". 3" CALIPER TREES SHALL HAVE A MINIMUM 28" DIAMETER, A 18" DEPTH RIGHT TREES SHALL BE PLANTED IN ACCORDANCE WITH AMERICAN STANDARD FOR NURSERY STOCK ANSI Z60.1 (LATEST EDITION)

2.0 NEW PARKWAY TREES TO BE LOCATED NO CLOSER THAN THE FOLLOWING DISTANCES FROM WALKS, CURBS, UTILITIES, AND OTHER STRUCTURES IN THE PARKWAY:
CURBS: 2'-0" FIRE HYDRANTS: 6'-0" MANHOLES & CATCHBASINS: 9'-0" BUILDINGS: 10'-0" STREET LIGHTS: 12'-0"
TREES (EXISTING): 25'-0" OTHER STRUCTURES: 25'-0"

3.0 PLANTS SHALL MEET ALL REQUIREMENTS OF FEDERAL, STATE, AND VILLAGE OF BUFFALO GROVE LAW WITH RESPECT TO PLANT TYPE, LABELING, NURSERY OR PLANT INSPECTION, DISEASE, INSECT, AND OTHER PEST INFESTATION, AND ANY OTHER REQUIREMENTS.

4.0 PLANTS SHALL BE HIGH QUALITY NURSERY-GROWN STOCK.

5.0 PLANTS SHALL BE IN HEALTHY, VIGOROUS CONDITION. FREE OF DEAD OR BROKEN BRANCHES, SCARS THAT ARE NOT COMPLETELY HEALED, FROST CRACKS, DISFIGURING KNOTS, BROKEN OR ABRADED BARK, REDUNDANT LEADERS OR BRANCHES, OR ABERRATIONS OF ANY KIND. PLANTS SHALL NOT HAVE MULTIPLE LEADERS.

6.0 PLANTS SHALL HAVE FULL, EVEN WELL-DEVELOPED BRANCHING AND DENSE, FIBROUS, AND VIGOROUS ROOT SYSTEM.

7.0 BALLED-AND-BURLAPPED (B&B) PLANTS SHALL BE DUG WITH A FIRM ROOTBALL OF NATURAL EARTH, OF A SIZE IN PROPORTION TO THE PLANTS SIZE, AS MEASURED BY CALIPER, HEIGHT, OR SPREAD.

8.0 BALLED-AND-BURLAPPED (B&B) PLANTS SHALL BE HANDED ONLY BY THE ROOTBALL, NOT BY THE TRUNK OR BRANCHES, AS THIS MAY BREAK OR LOOSEN THE ROOTBALL AND DAMAGE THE ROOT SYSTEM.

9.0 PLANTS SHALL BE PROTECTED FROM DRYING OUT AFTER DELIVERY BY PLANTING IMMEDIATELY. IF THIS IS NOT POSSIBLE, THE ROOTBALL SHALL BE COVERED WITH PEAT MOSS OR EARTH, AND WATERED FREQUENTLY TO KEEP IT MOIST UNTIL PLANTING.

10.0 DO NOT HANDLE, MOVE, BIND, TIE OR OTHERWISE TREAT PLANTS SO AS TO DAMAGE THE ROOTBALL, ROOTS, TRUNK, OR BRANCHES IN ANY WAY.

11.0 PROVIDE 6" CONCRETE CURB & GUTTER FOR ALL INTERIOR AND PERIMETER LANDSCAPE ISLANDS.

12.0 PROVIDE PRECAST WHEEL STOPS WHERE AUTOS MEET FENCING, SHRUBS, TREES, AND PARKING LOT LIGHT POLES.

LANDSCAPING SCHEDULE

SYMBOL	COMMON NAME	BOTANICAL NAME	TREE CALIPER	HEIGHT	SPREAD	NOTES
	GROW-LOW SUMAC EVERGREEN	RHUS AROMATICA		36" HIGH	48" MIN.	MIN. 5'-0" O.C. PROVIDE MULCHRING MIN 3X ROOT BALL, TYP
	ORNAMENTAL GRASS "KARL FORESTER"	CALAMAGRISTIS ACUTIFLORA		72" HIGH	36" MIN.	MIN. 5'-0" O.C. PROVIDE MULCHRING MIN 3X ROOT BALL, TYP
	WINTERGREEN BOXWOOD SHRUB - EVERGREEN	EUONUS SINICA VAR. INSULARIS		60" HIGH	48" MIN.	MIN. 5'-0" O.C. PROVIDE MULCHRING MIN 3X ROOT BALL, TYP
	COMPACT BURNING BUSH	EUONYMUS "COMPACTA"		72" HIGH	48" MIN.	MIN. 5'-0" O.C. PROVIDE MULCHRING MIN 3X ROOT BALL, TYP
	CRESCENDO - SUGAR MAPLE	ACER SACCHARUM	3" MIN.	30 FT HIGH	30 FT APART	PROVIDE MULCH RING MIN 3X ROOT BALL, TYP.
	SWALE LANDSCAPING SCHEDULE					
	SWEET FLAG	ACORUS CALAMUS		24"-36" HIGH	12"-24" MIN.	24" O.C
	BLUE FLAG IRIS	IRIS VIRGINICA		24"-36" HIGH	12"-18" MIN.	18" O.C

SWALE AREA SHALL BE FILLED W/ 1" MIN 2"-3" THK RIVER ROCK BASE

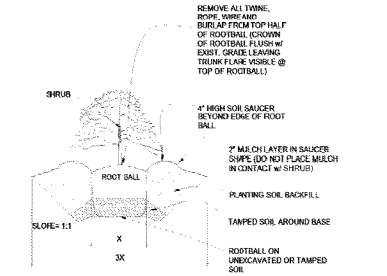

SHRUB PIT THREE TIMES WIDER THAN DIAMETER OF ROOT BALL (EDGES OF PIT TO BE ROUGHENED)

SOIL COMPOSITION: 45%-77% SILT, 0-25% CLAY, 25%-33% SAND
SOIL ACIDITY: pH 6.0 TO 7.0
SOIL ORGANIC CONTENT: 3%-5%

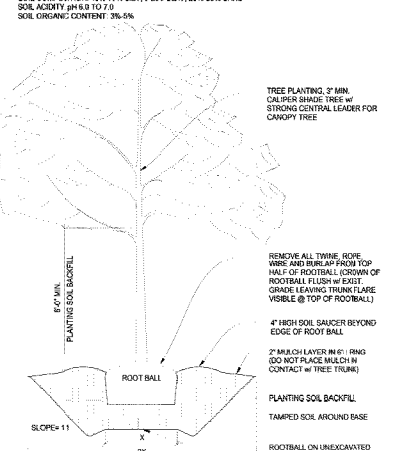

TREE PIT THREE TIMES WIDER THAN DIAMETER OF ROOT BALL (EDGES OF PIT TO BE ROUGHENED)

SOIL COMPOSITION: 45%-77% SILT, 0-25% CLAY, 25%-33% SAND
SOIL ACIDITY: pH 6.0 TO 7.0
SOIL ORGANIC CONTENT: 3%-5%

COPYRIGHT © 2023 3F FORMA INC

PROPOSED SUPPLEMENTARY PARKING LOT

Attachment: Exhibit B Plan Set (O-2023-9 : Ordinance Approving Preliminary Plan for Off-Street Parking

BENCHMARK INFO
SITE BENCHMARK IS CUT CROSS ON SOUTHEAST BONNET BOLT OF FH NEAR SOUTHWEST CORNER OF OPEN PARCEL LOT 1 ELEV. 665.895, TRANSFERRED FROM NGS BM LD016 ELEV. 647.45 NAVD 88.

NEW PARKING LOT FOR FLEX
SITE IMPROVEMENT PLAN
LOT 1 OF 901 CORPORATE GROVE, BUFFALO GROVE, IL

SECTION: 26,2
TOWNSHIP: 43
RANGE: 11E

PARCEL ID:
1527303040

SITE LOCATION MAP

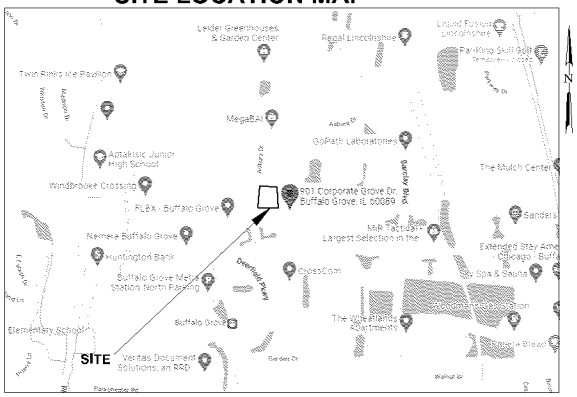

DRAWING INDEX:

1. TITLE SHEET, LEGEND, SITE LOCATION, & AERIAL MAP
2. EXISTING TOPOGRAPHY, DEMOLITION & TREE PRESERVATION PLAN, SOIL EROSION & SEDIMENTATION CONTROL PLAN
3. SWPPP (NOT INCLUDED)
4. PROPOSED GRADING & DRAINAGE PLAN
5. PROPOSED UTILITY PLAN
6. SITE & GEOMETRIC PLAN
7. CONSTRUCTION NOTES
8. STANDARD DETAILS

PROJECT NARRATIVE

GENERAL: PROPOSED PARKING LOT WITH SIDEWALK ACCESS TO EXISTING FLEX PARKING LOT, ON VACANT LOT

AREA SUMMARY:
TOTAL AREA OF SITE: 1.906 ACRES
DISTURBED AREA OF SITE: 1.906 ACRES

SPECIAL PROTECTION AREAS: NO FLOODPLAIN OR WETLANDS ON OR WITHIN 100' OF SITE.

UPSTREAM TRIBUTARY: THERE IS NO UPSTREAM TRIBUTARY AREA FOR THE SITE.

DETENTION/VOLUME CONTROL FACILITY: EXISTING CORPORATE SUBDIVISION HAS DETENTION PROVIDED FOR THIS LOT, PENDING THAT THE PROPOSED C-VALUE OF THE DEVELOPMENT IS LESS THAN 0.80. PROPOSED C-VALUE IS ____. ADDITIONAL STORMWATER DETENTION IS

SANITARY SEWERS: N/A

WATER SERVICE: N/A

SOILS/INFILTRATION RATE: N/A

AERIAL MAP

1. I HEREBY CERTIFY THAT THE PROPOSED IMPROVEMENTS WILL NOT ADVERSE IMPACT THE SUBJECT PROPERTY, THE SURROUNDING PROPERTIES OR THE PUBLIC RIGHT-OF-WAY WITH RESPECT TO STORMWATER DRAINAGE, AND THA A SAFE OVERFLOW ROUTE HAS BEEN ESTABLISHED.

2. I HEREBY CERTIFY TO THE BEST OF MY KNOWLEDGE THAT THE PROPOSED IMPROVEMENT IS NOT LOCATED IN FLOOD PROTECTION AREAS BASED ON THE INFORMATION FROM THE FEMA MAPS.

REGISTERED PROFESSIONAL ENGINEER
WILLIAM A. HERRMANN
062-075376
OF ILLINOIS
EXP., 11-30-23

ENGINEER

1-9-22
DATE

LEGEND:

	EXISTING	PROPOS
PROPERTY LINE		
SANITARY SEWER LINE		
WATER LINE		
STORM SEWER LINE		
STORM MANHOLE		
SANITARY MANHOLE		
COMBINED SEWER		
COMBINED MANHOLE		
CATCH BASIN		
INLET		
WATER VALVE VAULT		
WATER VALVE		
GRADE		
DRAINAGE DIVIDE		
CURB & GUTTER		
CLEANOUT		
DOWNSPOUT (ROOF DRAINS)		
WATER S. BOX		
TREE PROTECTION FENCE		
CONSTRUCTION SILT FENCE		
INLET FILTER BASKET		
TRAFFIC DIRECTION PAVEMENT MARKING		
FIRE HYDRANT		
RETAINING WALL WRAPPING		
TOP OF CURB BOTTOM OF CURB		T/C XXX B/C XXX
TOP OF CURB BOTTOM OF BUTTER		T/C XXX B/C XXX
WALK BOTTOM OF WALK DEPRESSED CURB BOTTOM OF BUTTER		W XXX B/W XXX B/C XXX
MOUNTABLE CURB BOTTOM OF GUTTER TREE		M.C XXX B/C XXX
LANDMARK TREE		

NOTE

The location of existing underground utilities, such as water mains, sewers, gas lines, etc., as shown on the plans, has been determined from the best available information and is given for the convenience of the Contractor. However, the Owner and the Engineer do not assume responsibility in the event that during construction, utilities other than those shown may be encountered, and that the actual location of those which are shown may be different from the location as shown on the plans.

Bono Consulting, Inc. is not responsible for the safety of any party at or on the construction site. Safety is the sole responsibility of the contractor and any other person or entity performing work or services. Neither the owner nor engineer assumes any responsibility for the job site safety of persons engaged in the work or the means or methods of construction.

Current Standard Specifications of the Judicial Authority shall apply to the construction on this project.

Note: The exact location of all utilities shall be verified by the contractor prior to construction activities. For utility locations call:
J.U.L.I.E. 1 (800) 892-0123

Attachment: Exhibit B Plan Set (O-2023-9 : Ordinance Approving Preliminary Plan for Off-Street Parking

PRELIMINARY	1	PRELIMINARY PLAN SUBMITTAL	11-9-22
REVISIONS			
PROJECT MANAGER:	JK		
DRAWN BY:			
CHECKED BY:			

BCI
BONO CONSULTING, INC.
CIVIL ENGINEERS
1018 BUSSE HIGHWAY
PARK RIDGE, IL 60068
PH.: (847) 823-3300
FAX: (847) 823-3303
bono@bonoconsultinginc.com

TITLE SHEET, LEGEND, SITE LOCATION MAP, & AERIAL MAP
NEW PARKING LOT FOR FLEX
LOT 1 IN 901 CORPORATE GROVE RESUBDIVISION
BUFFALO GROVE, LAKE COUNTY, ILLINOIS

DIMENSIONS:
THE DIMENSIONS SHALL NOT BE USED, SUBTRACTED OR SCALED BY THE TOOLS WHICH HAVE BEEN PRINTED ON THE PLAN.

PROJECT NUMBER: 22436
START DATE: NOV. 22, 2022
GRAPHIC SCALE
0
SCALE: NTS

SHEET NUMBER
1 OF 8

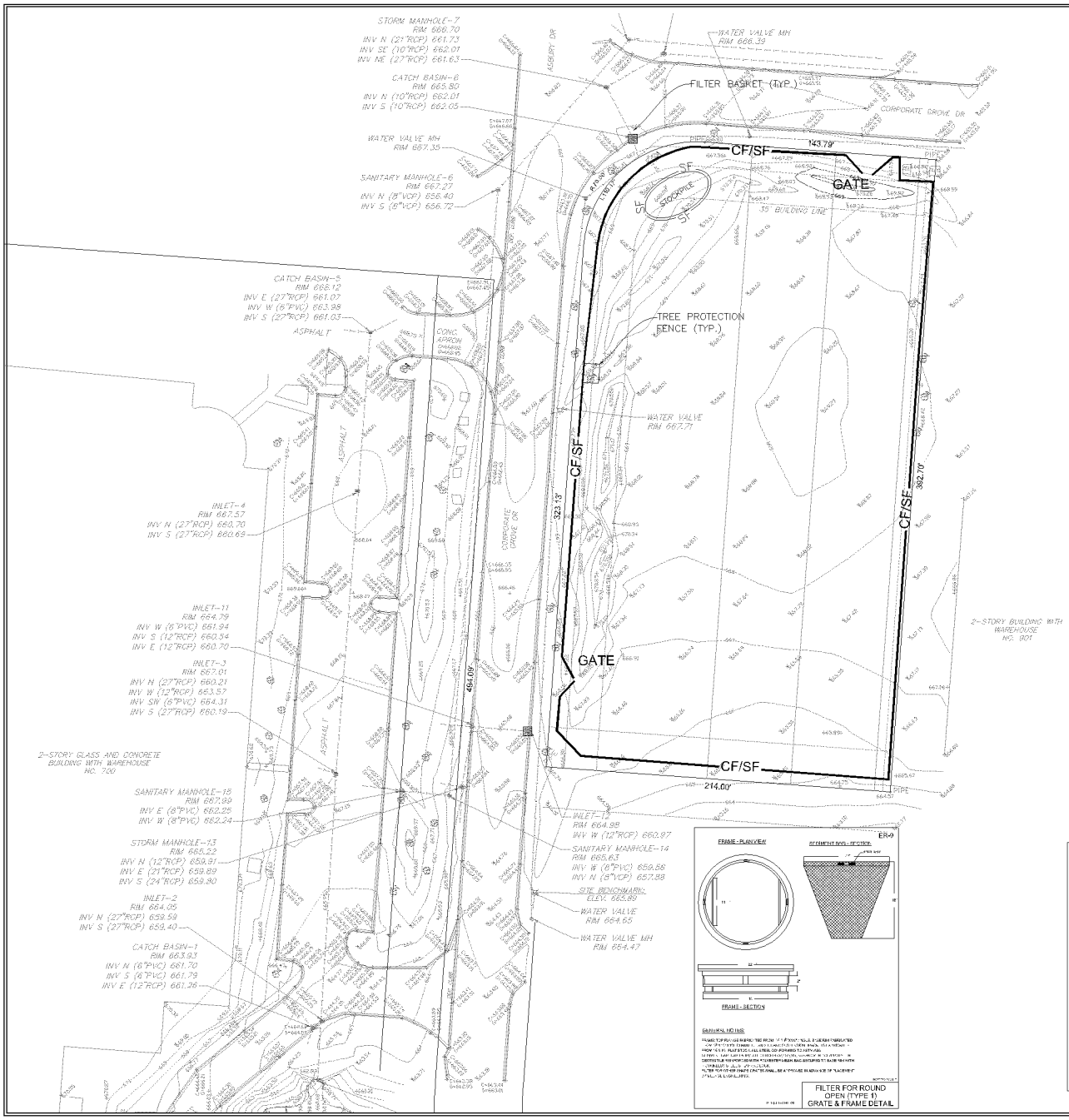

DEMOLITION NOTES

1. Install temporary tree protection fencing (if shown) prior to any demolition work..
2. Install temporary 6' high chain link fence around the proposed work area as shown on the drawing.
3. Contractor to call JULIE at 1-800-892-0123. minimum of 48 hours prior to initiating any excavation or demolition.
4. Contractor shall verify the exact elevation and location of all existing utilities and appurtenances prior to construction, to avoid interferences.
5. Appropriate precautions shall be taken to avoid damage to and to protect existing utilities and appurtenances in the vicinity of work. Contractor shall be responsible for the protection of all undergrour or overhead utilities even though they may not be shown on the plans. any utility that is damaged durir construction shall be repaired to the satisfaction of the AHJ and the owner, or replaced.
6. Any open excavations, or potentially dangerous areas shall be fenced or guarded in an acceptable manner at the end of each day for the protection of the contractor's employees and general public safety
7. **Bono Consulting Inc is not liable for any construction site safety.** Contractor to take all OSHA regulated and applicable local safety precautions to safe gaurd all potentially hazard sites/work.
8. Contractor is responsible for keeping roads free of excessive debris at all times.
9. Any soil, mud or debris that is washed, tracked, or deposited onto the street shall be removed before the end of each day.
10. Topographic survey by Bono Consulting, Inc..
11. All excavation shall be tapered, or, shored and maintained pumped dry.
12. Do not create dust or other nuisance to neighboring properties during construction
13. "No trespassing" signs shall be mounted on the fencing in conspicuous locations until construction is completed and approved
14. Any gate in the perimeter fence shall be adequately hinged to prevent entry, except to allow ingress and egress to and from site, such gate must be locked at all times, other than permitted hours of constructio

EARTHWORK / EROSION & SEDIMENTATION CONTROL

1) All construction activities that involve earthwork shall meet the National Pollutant Discharge Elimination System Phase II requirements:
   a) Submittal of a Notice of Intent (NOI) to IEPA.
   b) Possession of a completed and signed Stormwater Pollution Prevention Plan (SWPPP) and a graphic Erosion and Sediment Control (ESC) plan.
   c) Implementation of the SWPPP.
   d) Submittal of an Incidence of Noncompliance (ION) if an event occurs.
   e) Weekly reports after ½" rainfall or 5" snowfall.
   f) Documentation of changes to ESC plan.
   g) Submittal of a Notice of Termination (NOT) when final stabilization is achieved.
2) ~~Any wetland mitigation shall begin prior to any grading work, and shall be in accordance with the approved mitigation permit plan and requirements.~~
3) ~~In order to protect and ensure against flooding, all top of foundations shall be set a minimum of one (1) foot above the high water level of adjacent stormwater management facilities such as retention/detention ponds.~~
4) The contractor shall maintain existing positive drainage from off-site at all times during construction.
5) Within the limits of proposed grading the soil shall be compacted to not less than the following percentages of modified proctor dry density in accordance with ASTM D 1557-78:
   a) Under structures. Building slabs, steps and pavements: Compact six (6") inch maximum lifts of subgrade, Backfill or fill material at 95% modified proctor dry density.
   b) Under walkways. Compact six (6") inch maximum lifts of dry subgrade, backfill, or fill material at 95% modified proctor dry density.
   c) Under lawn or unpaved areas. Compact six (6") inch maximum lifts of subgrade, backfill, or fill material at 85% modified proctor dry density.
6) All erosion control work shall comply with "Illinois Procedures and Standards for Urban Soil Erosion and Sedimentation Control."
7) Stripping of vegetation, grading or other soil disturbance, especially in designated wetland areas, shall be done in a manner which will minimize soil erosion, and shall be in accordance with the approved drawings, mitigation and permit requirements.
8) The contractor shall take precautionary measures to minimize earthwork in areas where trees are to be saved as shown on the plans or determined in the field.
9) The extent of the area which is exposed and free of vegetation and the duration of its exposure shall be kept within practical limits as directed by the Village Engineer.
10) Sedimentation shall be retained on site. Sediment fence shall be installed along the perimeter of all regraded areas or as required to prevent sediment from entering and/or leaving the site.
11) Dust produced from the site shall be kept to a minimum during dry periods by spraying water as required to the Village Engineer's satisfaction and is to be considered incidental.
12) All mud shall be removed from all tires before leaving the site and the roads shall be kept clean and clear of mud and debris at all times.
13) Culverts and drainage ditches shall be kept clean and clear of obstructions during the construction period.
14) Silt fences shall be inspected frequently and maintained or replaced as required to maintain both their effectiveness and integrity. The underside of bales shall be kept in close contact with the earth below at all times to prevent water from washing beneath them.
15) Water courses and drainage swales adjacent to construction activities shall be monitored as necessary, for evidence of silt intrusion and other adverse environmental impacts. Any problems or deficiencies shall be corrected immediately upon their discovery.
16) Sod all unpaved areas of parkways, right-of-ways and front yards to rear wall of the building. Any and all other site seeding may be used, in some instance particularly for the back yard, only with prior approval by the Village Engineer.
17) The contractor shall install all erosion control items prior to commencement of any work.
18) The contractor shall install temporary orange fence around all trees to remain and wetland areas to be mitigated.



Attachment: Exhibit B Plan Set (O-2023-9 : Ordinance Approving Preliminary Plan for Off-Street Parking

PROJECT NUMBER	DATE	BY
22436	11/22	
22436	1/23	

PRELIMINARY
NOT FOR CONSTRUCTION

BONO CONSULTING INC.
CIVIL ENGINEERS
1018 BUSSE HIGHWAY PARK RIDGE, IL 60068
PH : (847) 823-3300
FAX: (847) 823-3303
bono@bonoconsulting.com

DEMOLITION, TREE PRESERVATION, SOIL EROSION AND SEDIMENTATION CONTROL PLAN
NEW PARKING LOT FOR FLEX
LOT 1 IN 901 CORPORATE GROVE RESUBDIVISION
BUFFALO GROVE, LAKE COUNTY, ILLINOIS

DEVIATION:
THE DRAWING SHALL NOT BE USED, REPRODUCED, BUT THEY ARE TO BE RETURNED ON THE REQUEST OF THE OWNER, EXCEPT FOR THE PURPOSE FOR WHICH THEY WERE SPECIFICALLY PREPARED.

PROJECT NUMBER: 22436
START DATE: NOV. 22, 2022
GRAPHIC SCALE
0 15 30
SCALE: 1" 30'-0
SHEET NUMBER
2 OF 8

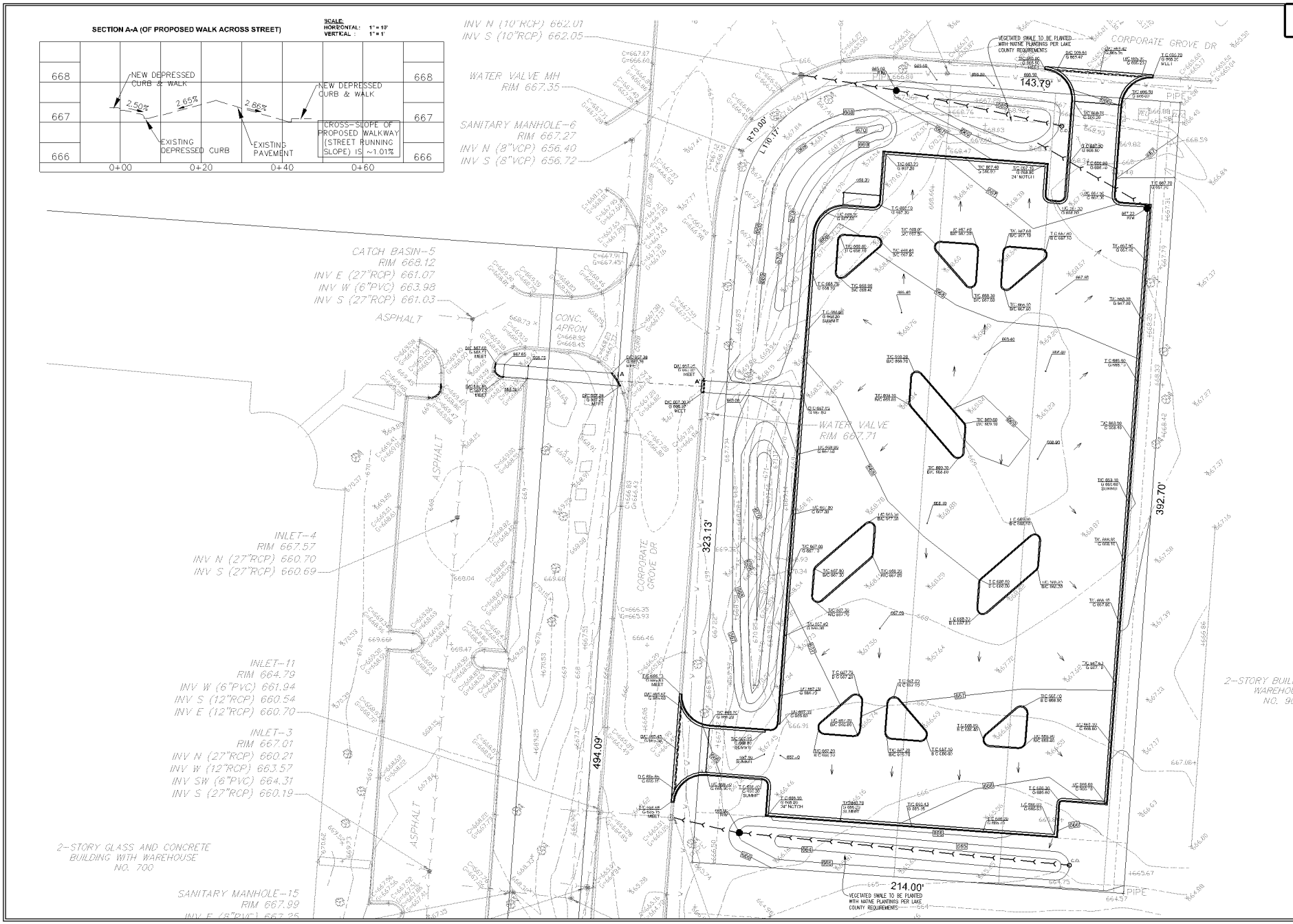

REVISIONS

ISSUE	
1	FIRST DRAFTS
2	REGRADING (NEW LOCATION)

PROJECT STAFF

PROJECT MANAGER	A. KRAUSE, P.E.
DESIGNER	A. KRAUSE
DRAWN BY:	
CHECKED BY:	

BCI
BONO CONSULTING, INC.
CIVIL ENGINEERS

PROPOSED GRADING, & DRAINAGE PLAN
OVERALL SITE
NEW PARKING LOT FOR FLEX

COPYRIGHT:
THIS DRAWING SHALL NOT BE REPRODUCED IN WHOLE OR IN PART, EXCEPT WITH THE EXPRESS AUTHORITY OF BONO CONSULTING, INC.

PROJECT NUMBER:
START DATE: NOV
GRAPHIC SCALE: 0 10 20
SCALE:
SHEET NUMBER: 4 OF

Attachment: Exhibit B Plan Set (O-2023-9 : Ordinance Approving Preliminary Plan for Off-Street Parking

New Parking Lot for Flex, Buffalo Grove

Date: 12.7.2022

	Existing		Proposed	
	Sq. Ft.	Acres	Sq. Ft.	Acres
Site Area	83,047	1.906		
Pavement	0	0.000	51,965	1.193
Walks, Utility Pads	49	0.001	378	0.009
Impervious Area	49	0.001	52,343	1.202
Pervious Area	82,998	1.905	30,704	0.705
Increase in impervious Area	1.201	Acres		

Proposed Composite C-Value Calculations
C, Impervious = 0.95
C, Pervious = 0.50
C-Value to trigger detention 0.80

Proposed Composite C-Value: 0.784
NO DETENTION REQUIRED

BEST MANAGEMENT PRACTICES

Impervious Area (Site Wide) 52,294 s.f.

VOLUME CONTROL BEST MANAGEMENT PRACTICES

BMP Requirements 5" Rainfall
Total BMP Required 2,179 Cu. Ft.

~53.8% of Parking Area draining to South BMP, remaining 34.7% to North BMP
South BMP req. Volume (Cu. Ft) 1383.9 — North BMP req. Volume (Cu. Ft) 793.1

PROPOSED Dry-planted Swales-Infiltration Ponds
70% Removal Efficiency of Oil & Grease in Vegetated Swales (Infiltration Ponds)

Storage Below - HWL 665.00 (South Section) (Bottom Portion)

CONTOUR	HEIGHT BETWEEN CONTOURS(FT.)	AREA OF CONTOUR (SQ.FT)	VOLUME(CU.FT)
663.00		2,348	
	1.00		1,605
664.00		854	
Total			1,605

Storage Below - HWL 666.00 (North Section) (Bottom Portion)

CONTOUR	HEIGHT BETWEEN CONTOURS(FT.)	AREA OF CONTOUR (SQ.FT)	VOLUME(CU.FT)
665.00		1,462	
	1.00		1,097
666.00		731	
Total			1,097

TOTAL BMP PROVIDED 2,702 CU. FT.

LAKE COUNTY PLANTING LIST FOR POND

Stormwater Detention Basins, Lower Shoreline Zone
(Emergent)

SCIENTIFIC NAME	*COMMON NAME*
Acorus calamus	SWEET FLAG
Alisma subcordatum	COMMON WATER PLANTAIN
Cephalanthus occidentalis	COMMON BUTTONBUSH
Cyperus esculentus	FIELD NUT SEDGE
Iris virginica	BLUE FLAG IRIS
Juncus effusus	COMMON RUSH
Polygonum amphibium	WATER SMARTWEED
Sagittaria latifolia	BROADLEAF ARROWHEAD
Scirpus acutus	HARDSTEM BULRUSH
Scirpus americanus	CHAIRMAKER'S RUSH
Scirpus fluviatilis	RIVER BULRUSH
Scirpus tabernaemontani	SOFT-STEM BULRUSH
Sparganium eurycarpum	COMMON BURREED

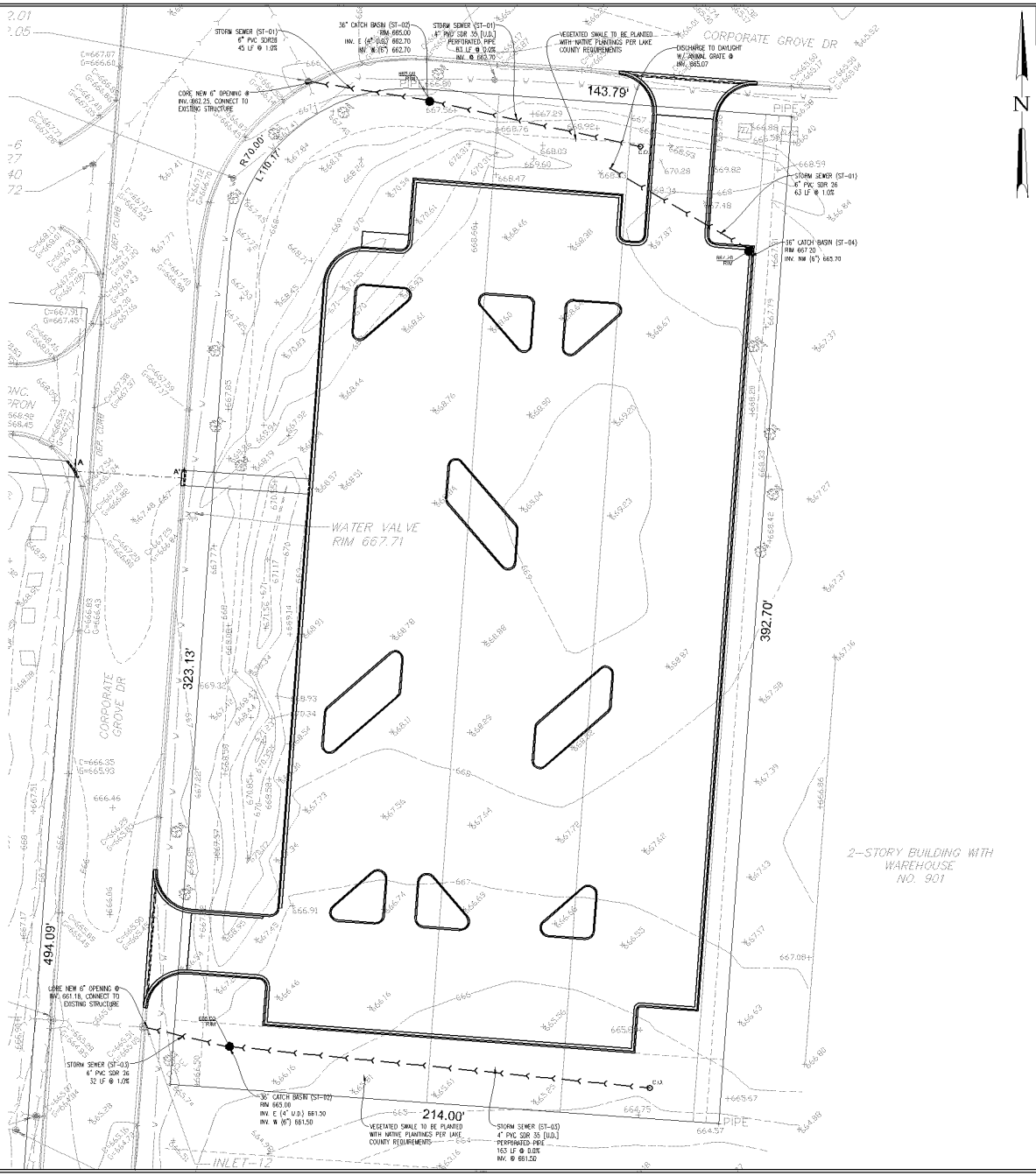

PROJECT STAFF | ISSUE | REVISIONS

BCI
BONO CONSULTING, INC.
CIVIL ENGINEERS

PROPOSED UTILITY PLAN
OVERALL SITE
NEW PARKING LOT FOR FLEX

PROJECT NUMBER
START DATE
SCALE:
SHEET NUM
5 OF

Attachment: Exhibit B Plan Set (O-2023-9 : Ordinance Approving Preliminary Plan for Off-Street Parking

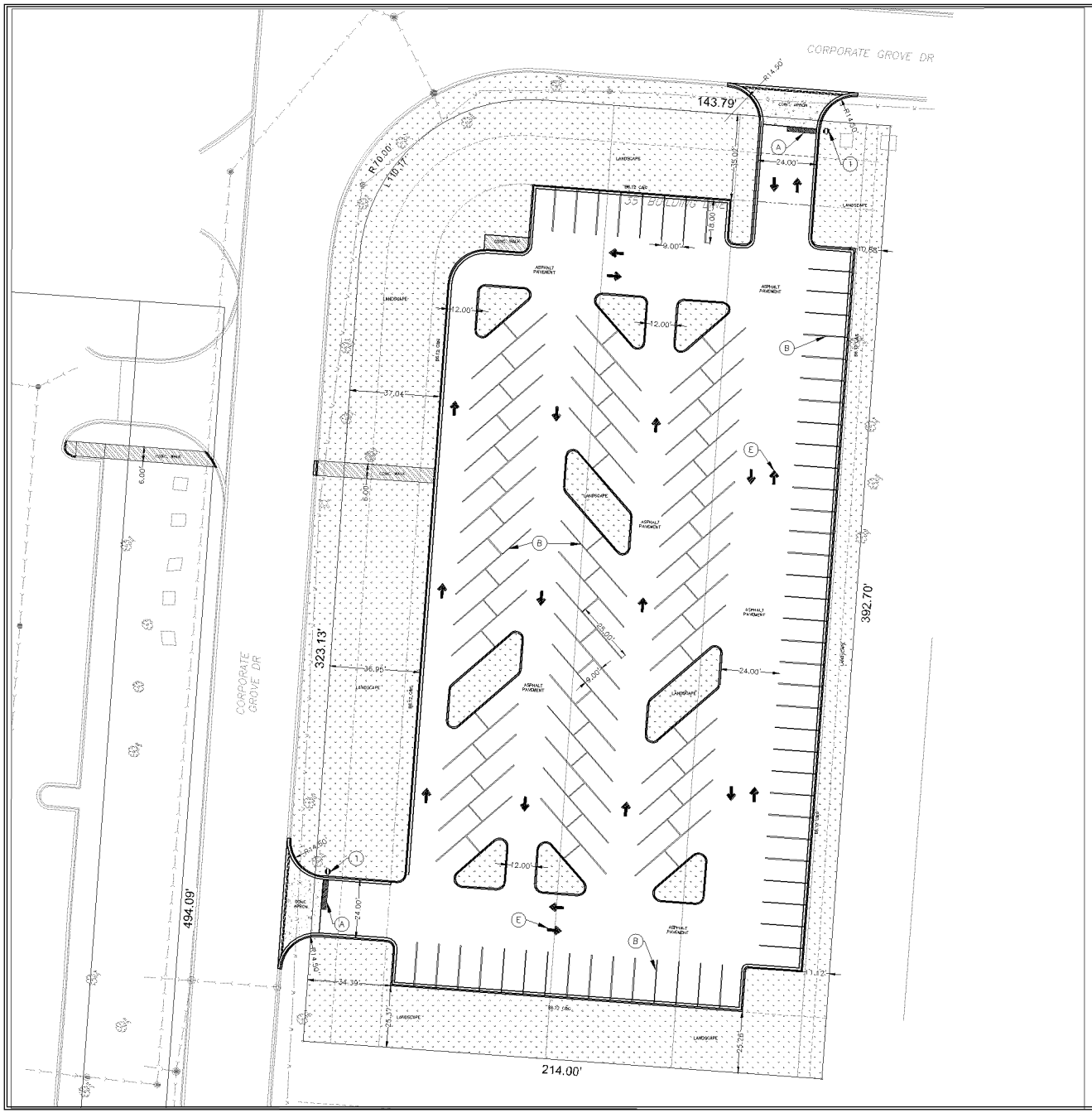

SITE PLAN NOTES:

A. ALL WORK AND MATERIALS SHALL COMPLY WITH ALL CITY /COUNTY REGULATIONS AND CODES AND O.S.H.A STANDARDS.
B. ALL DISTURBED AREAS ARE TO RECEIVE FOUR INCHES OF TOPSOIL, SEED, MULCH AND WATER UNTIL HEALTHY OF GRASS IS ESTABLISHED UNLESS OTHERWISE NOTED.
C. ALL CURBED RADII ARE TO BE 3' MEASURED TO FACE OF CURB UNLESS OTHERWISE NOTED. STRIPED RADII AR 5' UNLESS OTHERWISE NOTED.
D. ALL DIMENSIONS ARE FACE OF CURB TO FACE OF CURB AND RADII ARE BACK OF CURB OR BUILDING FOUNDA UNLESS OTHERWISE NOTED.
E. BUILDING DIMENSIONS AND ADJACENT PARKING AND UTILITY LAYOUT HAVE BEEN PREPARED BASED UPON ARCHITECTURAL INFORMATION CURRENT AT THE DATE OF THIS DRAWING. SUBSEQUENT ARCHITECTURAL CHANGI EXIST. THEREFORE CONTRACTOR SHALL REFER TO ARCHITECTURAL PLANS FOR PRECISE BUILDING DIMENSIONS EXACT UTILITY ENTRANCE LOCATIONS AND NOTIFY THE ARCHITECT AND ENGINEER OF ANY DISCREPANCIES PRI CONSTRUCTION.
F. ALL PROPOSED CURB AND GUTTER SHALL BE B6.12 UNLESS OTHERWISE NOTED.
G. EXISTING TOPOGRAPHY SHOWN REPRESENTS SITE CONDITION AS PREPARED BY OTHERS. BONO CONSULTING INC LIABLE FOR OMISSIONS OR ERRORS IN SURVEY. CONTRACTOR SHALL FIELD CHECK EXISTING ELEVATIONS AND CONDITIONS PRIOR TO CONSTRUCTION AND NOTIFY ARCHITECT AND ENGINEER OF ANY DISCREPANCIES PRIOR T STARTING CONSTRUCTION
H. THE CONTRACTOR SHALL CONTACT J.U.L.I.E. (1-800-892-0123) PRIOR TO ANY WORK TO LOCATE UTILITIES AI CONTACT THE OWNER SHOULD UTILITIES APPEAR TO BE IN CONFLICT WITH THE PROPOSED IMPROVEMENT.
I. EXISTING STRUCTURES WITHIN CONSTRUCTION LIMITS ARE TO BE REMOVED UNDER PROPOSED BUILDINGS AND ABANDONED ELSEWHERE AS NECESSARY. ALL COST SHALL BE INCLUDED IN BASE BID.
J. CONTRACTOR SHALL BE RESPONSIBLE FOR ALL RELOCATIONS. (UNLESS OTHERWISE NOTED ON PLANS) INCLUDI NOT LIMITED TO, ALL UTILITIES, STORM DRAINAGE, SIGNS, TRAFFIC SIGNALS AND POLES, ETC. AS REQUIRED. AI SHALL BE IN ACCORDANCE WITH GOVERNING AUTHORITIES REQUIREMENTS AND PROJECT SITEWORK SPECIFICATI SHALL BE APPROVED BY SUCH. ALL COST SHALL BE INCLUDED IN BASE BID.
K. SITE BOUNDARY, TOPOGRAPHY, UTILITY AND ROAD INFORMATION TAKEN FROM A SURVEY BY OTHERS.
L. IMPROVEMENTS ADJACENT TO BUILDING IF SHOWN SUCH AS TRUCK DOCK, RETAINING WALLS, SIDEWALKS, CURB CANOPIES, RAMPS, HANDICAP ACCESS, PLANTERS, DUMPSTERS AND TRANSFORMERS ETC. HAVE BEEN SHOWN I APPROXIMATE LOCATION ONLY. CONTRACTOR SHALL REFER TO THE ARCHITECTURAL PLANS FOR EXACT LOCATI DIMENSIONS OF VESTIBULES, SLOPE PAVING, SIDEWALKS, EXIT PORCHES, TRUCK DOCKS, PRECISE BUILDING DIM AND EXACT BUILDING UTILITY ENTRANCE LOCATIONS.
M. THE CONTRACTOR SHALL ADJUST RIM ELEVATIONS OF ALL EXISTING STRUCTURES TO PROPOSED GRADES AS IN ON PLANS.
N. CONTRACTOR TO VERIFY LOCATION, SIZES, AND ELEVATIONS OF ALL BUILDING SERVICE LOCATIONS WITH ARCHI PLANS.
O. TOTAL LAND AREA IS 1.906+/- ACRES
P. NO WETLANDS WERE PRESENT ON THIS SITE.
Q. THE SITE WORK FOR THIS PROJECT SHALL MEET OR EXCEED THE "SITE SPECIFIC SPECIFICATIONS."
R. MONUMENT AND/OR PYLON SIGNS SHALL BE CONSTRUCTED BY OWNER ASSIGNED CONTRACTOR.
S. ALL GENERAL CONTRACTOR WORK TO BE COMPLETED (EARTHWORK, FINAL UTILITIES, AND FINAL GRADING) BY MILESTONE DATE IN PROJECT DOCUMENTS. OUTLOT AREA TO BE KEPT FREE OF JOB TRAILERS AND STORAGE CONTRACT MILESTONE DATE FOR THE OUTLOT. PURCHASER OF OUTLOT TO PROVIDE PERMIT DOCUMENTS AND REQUIRED BY STATE/LOCAL REQUIREMENTS FOR SPECIFIC OUTLOT.
T. ALL ROADWAY AND PARKING LOT IMPROVEMENTS SHALL BE COMPLETED IN ACCORDANCE WITH THE APPLICABLI SECTIONS OF THE STANDARD SPECIFICATIONS FOR ROAD AND BRIDGE CONSTRUCTION, DEPARTMENT OF TRANSPORTATION, STATE OF ILLINOIS, LATEST EDITION.
U. ROUTING OF GAS, ELECTRIC AND TELEPHONE SERVICES IF SHOWN ARE APPROXIMATE ONLY AND SUBJECT TO C BASED UPON FINAL REVIEW AND APPROVAL BY RESPECTIVE UTILITY COMPANIES AND OWNER. CONTRACTOR SH CONTACT EACH UTILITY COMPANY AND COORDINATE FINAL LOCATIONS FOR ALL UTILITY SERVICES PRIOR TO ST CONSTRUCTION.
V. CONTRACTOR SHALL ADJUST AND/OR CUT EXISTING PAVEMENT AS NECESSARY TO ASSURE A SMOOTH FIT AN CONTINUOUS GRADE

SIGNAGE LEGEND

1	STOP SIGN (R1-1)
~~2~~	~~ACCESSIBLE PARKING SIGN (R7-8)~~
~~3~~	~~NO PARKING SIGN FIRE LANE (R8-3)~~
~~4~~	~~DO NOT ENTER (R5-1)~~
~~5~~	~~PEDESTRIAN CROSSING SIGN~~
~~6~~	~~NO OUTLET SIGN~~
~~7~~	~~NO PARKING TO CORNER SIGN~~
~~8~~	~~NO LEFT TURN DURING 4:00 PM TO 6:00 PM SIGN~~
~~9~~	~~PEDESTRIAN CROSSING SIGN~~

PAVEMENT MARKING LEGEND

A	24" WHITE SOLID STOP BAR
B	4" YELLOW SOLID LINE
~~C~~	~~6" SOLID WHITE LINE~~
~~D~~	~~LETTERS & SYMBOLS PAVEMENT MARKINGS~~
E	TRAFFIC FLOW DIRECTIONAL ARROWS
~~F~~	~~ACCESSIBLE PARKING SPACE PAVEMENT MARKINGS-SEE DETAIL~~
~~G~~	~~4" YELLOW DIAGONAL AT 45° SPACED 3' O.C.~~
~~H~~	~~4" SOLID WHITE LINE~~

PAVEMENT LEGEND

STANDARD DUTY PAVEMENT
2" BITUMINOUS SURFACE COURSE, HOT-MIX ASPHALT, MIX D, N50
2" BITUMINOUS BINDER COURSE, HOT-MIX ASPHALT, IL-19, N50
8" AGGREGATE BASE COURSE CA-6, TYPE B

CONCRETE APRON
8" CONCRETE PAVEMENT (W/6X6 W/1.4 WWF, IF ALLOWED IN ROW
4" COMPACTED AGGREGATE BASE CA-6, TYPE B

CONCRETE PADS - TRASH CORAL & UTILITY PADS
8" CONCRETE PAVEMENT W/6X6 W/1.4 WWF*
4" COMPACTED AGGREGATE BASE CA-6, TYPE B

SIDEWALKS/PATIO
5" PORTLAND CEMENT CONCRETE (8" PCC THROUGH DRIVEWAYS)
4" COMPACTED AGGREGATE BASE COURSE, TYPE B

DETECTABLE WARNING AND DEPRESSED CURB
REPLACEABLE RED POLYMER COMPOSITE PLATES

*REFER TO CONCRETE JOINT DETAILS (IF ANY).

Attachment: Exhibit B Plan Set (O-2023-9 : Ordinance Approving Preliminary Plan for Off-Street Parking

PROJECT MANAGER	JK
DESIGNED BY	JK
DRAWN BY	JK
CHECKED BY	JK
CAD FILE	22-0243

REVISIONS		
1	PRELIMINARY	11/14/22
2	PRELIMINARY (ADDITIONAL COMMENTS)	11/21/22

BCI
BONO CONSULTING INC.
CIVIL ENGINEERS
1018 BUSSE HIGHWAY
PARK RIDGE, IL 60068
PH.: (847) 823-3300
FAX: (847) 823-3303
bono@bonoconsulting.com

SITE PLAN & GEOMETRIC PLAN

NEW PARKING LOT FOR FLEX
LOT 1 IN 901 CORPORATE GROVE RESUBDIVISION
BUFFALO GROVE, LAKE COUNTY, ILLINOIS

DIMENSIONS:
THE DRAWING SHALL NOT BE USED, REPRODUCED OR PUBLISHED WITHOUT WRITTEN PERMISSION OF BCI, INC.

PROJECT NUMBER: 22-0243
START DATE: NOV. 22, 2022
GRAPHIC SCALE
0 10 20
SCALE: 1" 20'-0"

SHEET NUMBER
6 OF 8

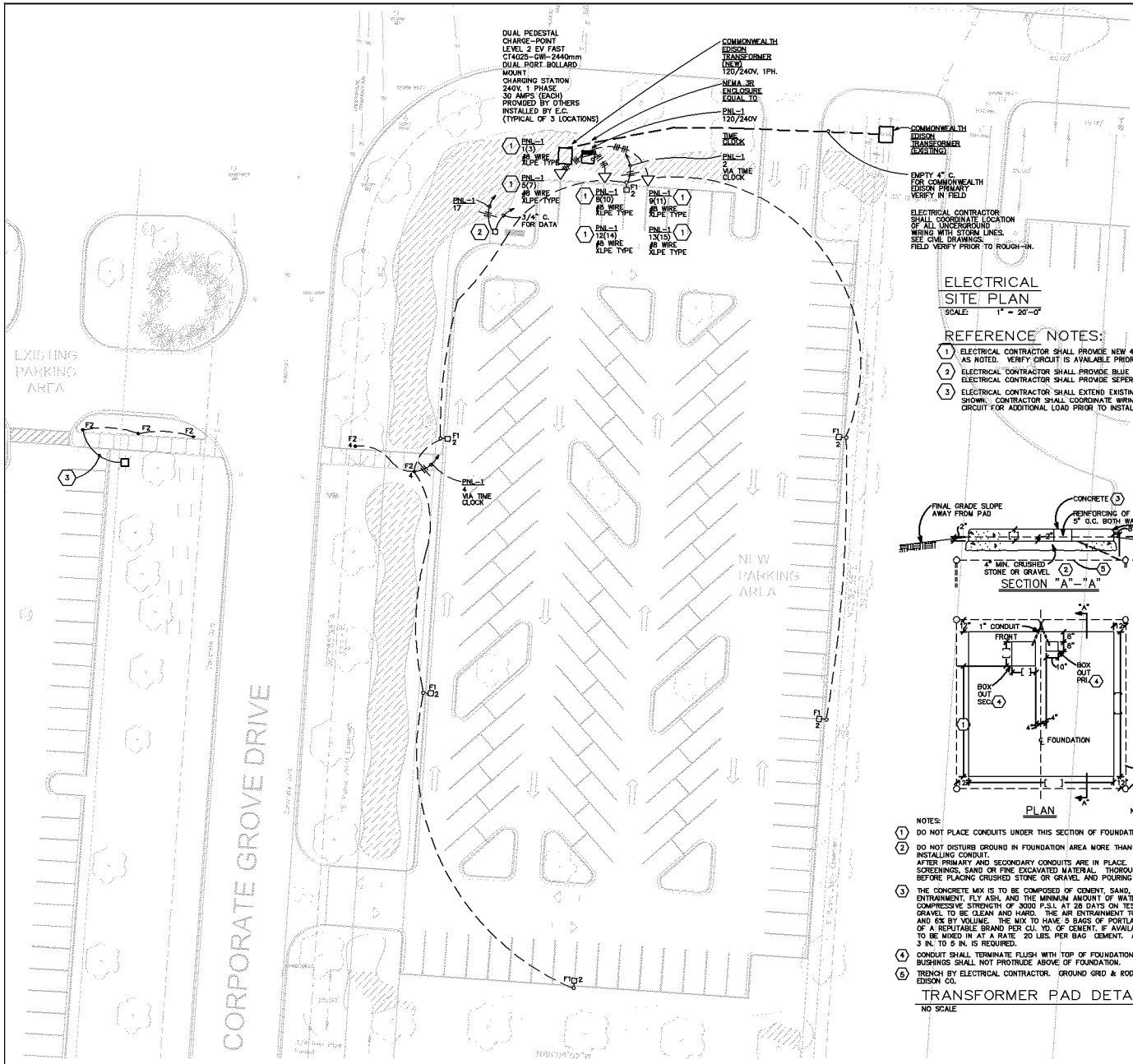

ELECTRICAL SITE PLAN

SCALE: 1" = 20'-0"

REFERENCE NOTES:

1. ELECTRICAL CONTRACTOR SHALL PROVIDE NEW 40 AMP 2 POLE BREAKER IN SPACE AS NOTED. VERIFY CIRCUIT IS AVAILABLE PRIOR TO INSTALLING.
2. ELECTRICAL CONTRACTOR SHALL PROVIDE BLUE LIGHT TOWER ATTG100-C8-6000-0351-ATT-120V ELECTRICAL CONTRACTOR SHALL PROVIDE SEPERATE CONDUIT FOR ATT CABLE AS REQUIRED.
3. ELECTRICAL CONTRACTOR SHALL EXTEND EXISTING BRANCH CIRCUIT WIRING TO NEW (3) BOLLARDS AS SHOWN. CONTRACTOR SHALL COORDINATE WIRING FOR TIME CLOCK FOR LIGHTS AND VERIFY LOAD OF CIRCUIT FOR ADDITIONAL LOAD PRIOR TO INSTALLATION.

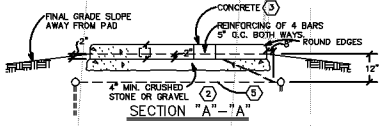

SECTION "A"–"A"

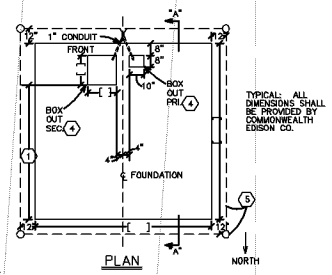

PLAN

NOTES:

1. DO NOT PLACE CONDUITS UNDER THIS SECTION OF FOUNDATION IF AVOIDABLE.
2. DO NOT DISTURB GROUND IN FOUNDATION AREA MORE THAN NECESSARY WHEN INSTALLING CONDUIT.
   AFTER PRIMARY AND SECONDARY CONDUITS ARE IN PLACE. BACKFILL WITH SCREENINGS, SAND OR FINE EXCAVATED MATERIAL. THOROUGHLY COMPACTED BEFORE PLACING CRUSHED STONE OR GRAVEL AND POURING FOUNDATION.
3. THE CONCRETE MIX IS TO BE COMPOSED OF CEMENT, SAND, GRAVEL, AIR ENTRAINMENT, FLY ASH, AND THE MINIMUM AMOUNT OF WATER TO PRODUCE A COMPRESSIVE STRENGTH OF 3000 P.S.I. AT 28 DAYS ON TEST. THE SAND AND GRAVEL TO BE CLEAN AND HARD. THE AIR ENTRAINMENT TO BE BETWEEN 3% AND 6% BY VOLUME. THE MIX TO HAVE 5 BAGS OF PORTLAND CEMENT TYPE 1, OF A REPUTABLE BRAND PER CU. YD. OF CEMENT. IF AVAILABLE, FLY ASH IS TO BE MIXED IN AT A RATE 20 LBS. PER BAG CEMENT. ALSO A SLUMP OF 3 IN. TO 5 IN. IS REQUIRED.
4. CONDUIT SHALL TERMINATE FLUSH WITH TOP OF FOUNDATION. GROUNDING BUSHINGS SHALL NOT PROTRUDE ABOVE OF FOUNDATION.
5. TRENCH BY ELECTRICAL CONTRACTOR. GROUND GRID & RODS BY COMMONWEALTH EDISON CO.

TRANSFORMER PAD DETAIL

NO SCALE

LICENSED PROFESSIONAL ENGINEER JAY THAKKAR 062-057756 ILLINOIS
EXPIRES 30-23

LEGACY #212390 COPYRIGHT 2022 BY FORMA, INC ©

Forma, Inc. originally created this opinion for copyright and other property rights in these plans. These plans are not to be reproduced, changed or copied in any form or manner whatsoever, nor are they to be assigned to any third party.

Legacy Designs, Inc.
8318 Mallard Village Drive
Orland Park, Illinois 60462
Texas Professional Design Firm No. 18592

Forma, Inc.

LICENSED NO.

NEW SUPPLEMNTARY PARKING LOT

ILLINOIS ARCHITECT PAUL FLORCZAK LICENSE NUMBER 001-018909

ISSUED FOR PERMIT 12-13-22

JOB # 220

ES1

Attachment: Exhibit B Plan Set (O-2023-9 : Ordinance Approving Preliminary Plan for Off-Street Parking

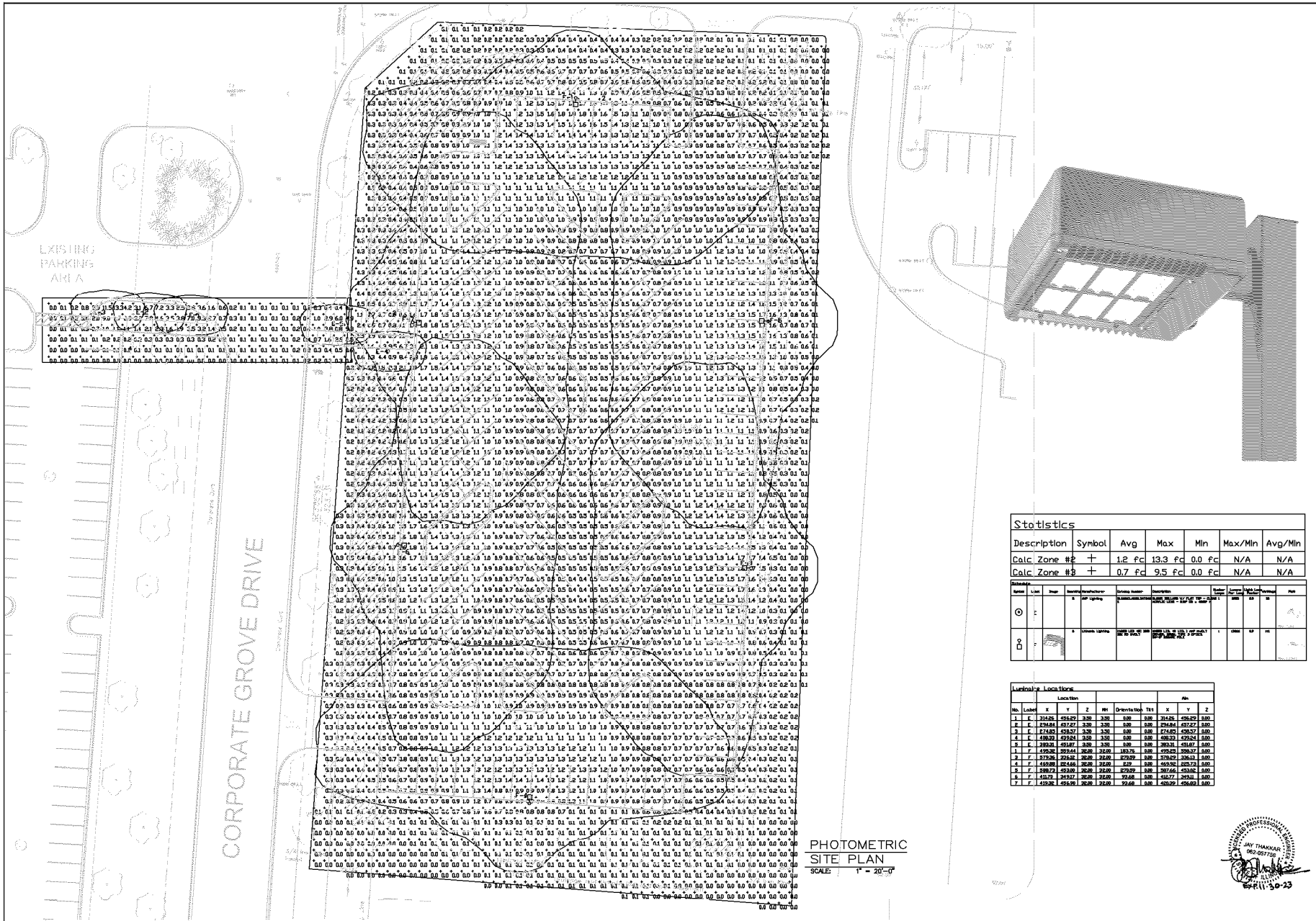

PHOTOMETRIC SITE PLAN
SCALE: 1" = 20'-0"

Statistics

Description	Symbol	Avg	Max	Min	Max/Min	Avg/Min
Calc Zone #2	+	1.2 fc	13.3 fc	0.0 fc	N/A	N/A
Calc Zone #3	+	0.7 fc	9.5 fc	0.0 fc	N/A	N/A

Schedule

Symbol	Label	Image	Quantity	Manufacturer	Catalog Number	Description	Number Lamps	Lumens Per Lamp	Light Loss Factor	Wattage	Path
	E		6	AMP Lighting	[illegible]	[illegible]	1	6000	0.9	50	
	F		6	Lithonia Lighting	[illegible]	[illegible]	1	LMDM	0.9	115	

Luminaire Locations

		Location						Aim		
No.	Label	X	Y	Z	MH	Orientation	Tilt	X	Y	Z
1	E	314.25	456.29	3.50	3.50	0.00	0.00	314.25	456.29	0.00
2	E	294.84	457.27	3.50	3.50	0.00	0.00	294.84	457.27	0.00
3	E	274.85	458.37	3.50	3.50	0.00	0.00	274.85	458.37	0.00
4	E	416.33	429.24	3.50	3.50	0.00	0.00	416.33	429.24	0.00
5	E	383.31	431.87	3.50	3.50	0.00	0.00	383.31	431.87	0.00
1	F	495.36	359.44	32.00	32.00	183.76	0.00	495.25	359.37	0.00
2	F	579.36	326.32	32.00	32.00	270.09	0.00	579.29	326.13	0.00
4	F	469.88	224.66	32.00	32.00	0.19	0.00	469.92	225.73	0.00
5	F	388.73	253.80	32.00	32.00	270.09	0.00	387.66	253.82	0.00
6	F	411.78	249.17	32.00	32.00	93.68	0.00	412.77	249.11	0.00
7	F	419.32	456.99	32.00	32.00	93.68	0.00	420.29	456.83	0.00

JAY THAKKAR
062-057736
ILLINOIS
Expires 30-23

LEGACY #212390 COPYRIGHT 2022 BY FORMA, INC ©

Forma, Inc. expressly reserves its common law copyright and other property rights in these plans. These plans are not to be changed or copied in any form or manner whatsoever, nor are they to be assigned to any third party.

Legacy Designs, Inc.
8118 Mulford Village Drive
Morton Grove, Illinois 60053
Trane Professional Design Firm No. 18592

forma, inc.

LICENSE NO.

NEW SUPPLEMENTARY PARKING LOT

ILLINOIS ARCHITECT PAUL FLORCZAK LICENSE NUMBER 001-018908

ISSUED FOR PERMIT 12-13-22

JOB # 220

ES2

Attachment: Exhibit B Plan Set (O-2023-9 : Ordinance Approving Preliminary Plan for Off-Street Parking

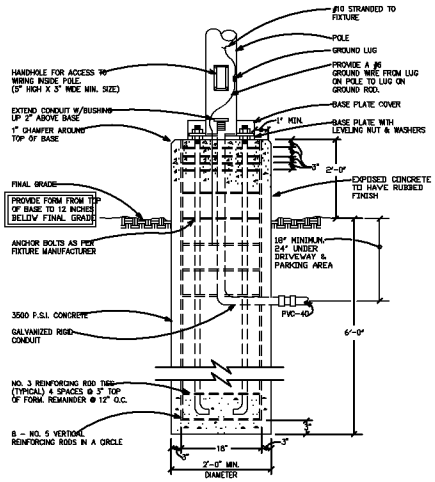

TYPE "F1"
CONCRETE BASE DETAIL
NO SCALE

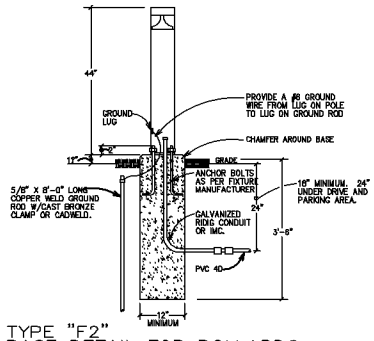

TYPE "F2"
BASE DETAIL FOR BOLLARDS
NO SCALE

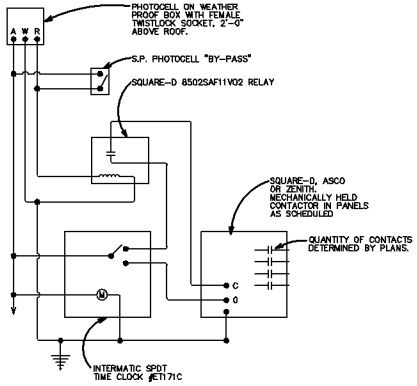

EXTERIOR LIGHTING CONTROL
NO SCALE

PANEL DESIGNATION			PNL-1			PROJECT NO.		
120 / 240	VOLT					LOCATION/ROOM:		
1	PHASE	200 AMP MAIN	BREAKER			SURFACE	MOUNTED	
3	WIRE					FAULT CURRENT RATING		AIC.
			WATTS					
CCT PS	R POLE	REMARKS	LEFT	RIGHT	REMARKS	AMP/ POLE	CCT PS	R
1	A/ 40 /	CHARGING	3600	900	LIGHTING *	20/1	2	A
3	B/ / 2	STATION	3600	300	LIGHTING *	20/1	4	B
5	A/ 40 /	CHARGING	3600	0	SPACE	20/1	6	A
7	B/ / 2	STATION	3600	3600	CHARGING	40 /1	8	B
9	A/ 40 /	CHARGING	3600	3600	STATION	/ / 2	10	A
11	B/ / 2	STATION	3600	3600	CHARGING	40 /1	12	B
13	A/ 40 /	CHARGING	3600	3600	STATION	/ / 2	14	A
15	B/ / 2	STATION	3600	0	SPACE	20/1	16	B
17	A/ 20/1	BLUE LT BOX	100	0	SPACE	20/1	18	A
19	B/ 20/1	SPACE	0	0	SPACE	20/1	20	B
21	A/ 20/1	SPACE	0	0	SPACE	20/1	22	A
23	B/ 20/1	SPACE	0	0	SPACE	20/1	24	B
25	A/ 20/1	SPACE	0	0	SPACE	20/1	26	A
27	B/ 20/1	SPACE	0	0	SPACE	20/1	28	B
29	A/ 20/1	SPACE	0	0	SPACE	20/1	30	A
31	B/ 20/1	SPACE	0	0	SPACE	20/1	32	B
33	A/ 20/1	SPACE	0	0	SPACE	20/1	34	A
35	B/ 20/1	SPACE	0	0	SPACE	20/1	36	B
37	A/ 20/1	SPACE	0	0	SPACE	20/1	38	A
39	B/ 20/1	SPACE	0	0	SPACE	20/1	40	B
41	A/ 20/1	SPACE	0	0	SPACE	20/1	42	A
PHASE A =		22600			TOTAL CONNECTED			
PHASE B =		25500			LOAD (WATTS) =			
					48100			

*CIRCUIT VIA TIME CLOCK

1. Multi-mounted pedestal outline dimensions.

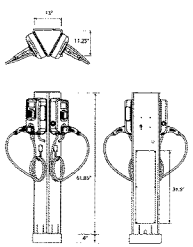

2. Installation instructions

2.1. Concrete base requirement
The concrete pad building should be compliance with regulatory and local code requirements. The following descriptions of the dimension or structure are minimum recommended.

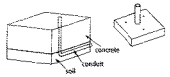

Fig. 1 The schematic of concrete pad

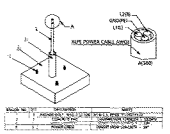

Fig. 2 The concrete

- The first, pedestal need build the concrete pad, the compressive strength must be over 3000psi, reference picture is shown as Fig. 1 & Fig. 2, and the concrete pad dimensions (W 14" x L 14" x H x 20") is shown as Fig. 3

- Please mount 3 pieces of M10X1.5 anchor bolts on the concrete pad according to the below dimensions. The height of the bolt should be at least 20mm above the concrete pad and depth of bolt is at least 90 mm.

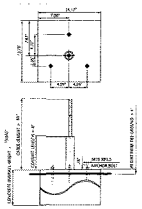

Fig. 3 The Concrete pad dimensions

- The command of conduit length must be over 7.87" to avoid freeze entering.
- Ensure the AC power cable and the network (LAN) cable are of enough length so to reach up through the pedestal body, then into the charger.
- The AC cable should be compliance with the max current > 35A, suggest the XLPE cable and gauge size over AWG 8.
- If AC and LAN cable work finish, the conduit fill the silicone sealant to assure the water, dust and bugs-resistant

PEDESTAL – INSTALL DETAIL
SCALE: NONE

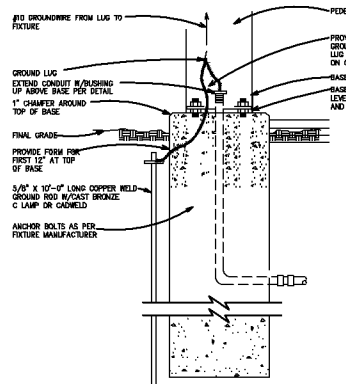

BONDING/GROUNDING DETAIL
NO SCALE

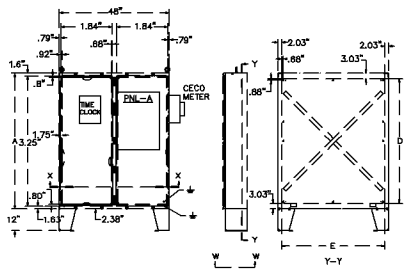

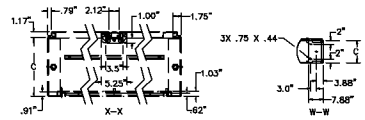

NEMA 3R ENCLOSURE
PANEL AND TIME CLOCK
NO SCALE

ELECTRICAL SYMBOLS

TYPICAL: ALL MOUNTING HEIGHTS ARE TO DEVICE CENTERLINE U.N.O.

LIGHTING

- BOLLARD
- EXTERIOR POLE FIXTURE

MARKED=CIRCUIT
LETTER = SWITCH
1,2,3,D = FIXTURE
SEE SPECIFICATIONS AND FIXTURE SCHEDULE

MISCELLANEOUS

- TRANSFORMER
- SURFACE ELECTRICAL PANEL 38" AFF TO BOTTOM UNO
- RECESSED ELECTRICAL PANEL 38" AFF TO BOTTOM UNO
- WIRING IN CONDUIT CONCEALED, ABOVE CEILINGS OR IN WALLS
- WIRING IN CONDUIT CONCEALED IN OR UNDER FLOORS (UNO)
- WIRING HOMERUN TO PANEL
- GROUND CONDUCTOR
- REFERENCE NOTE
- PANEL DIVISION LINE

CHARACTER MARKS= NUMBER OF WIRES. IF WIRE ARE SHOWN PROVIDE TWO EXCEPT IF A GROUND CONDUCTOR IS REQUIRED PROVIDE THREE

ELECTRICAL ABBREVIATIONS

AC	ABOVE COUNTER	NEC	NATIONAL ELECTRICAL CODE
AFF	ABOVE FINISHED FLOOR	NIC	NOT IN CONTRACT
AM	AMMETER	PH	PHASE (#)
A	AMPERES	PNL	PANEL
DISC	DISCONNECT	SWBD	SWITCHBOARD
EC	ELECTRICAL CONTRACTOR	XFMR	TRANSFORMER
FBO	FURNISHED BY OTHER THAN ELECTRICAL CONTRACTOR. COMPLETELY WIRED, WITH FINAL CONNECTIONS TO EQUIPMENT AND DEVICES, BY ELECTRICAL CONTRACTOR.	UNO	UNLESS NOTED OTHERWISE
		V	VOLT
		VM	VOLTMETER
		W	WIRE
GFI	GROUND FAULT INTERRUPTER	WIRED	WIRED BY EC
HT	HEIGHT	WP	WEATHERPROOF
LTG	LIGHTING		
MFR	MANUFACTURER		
MIN	MINIMUM		
MTD	MOUNTED		
MTG	MOUNTING		

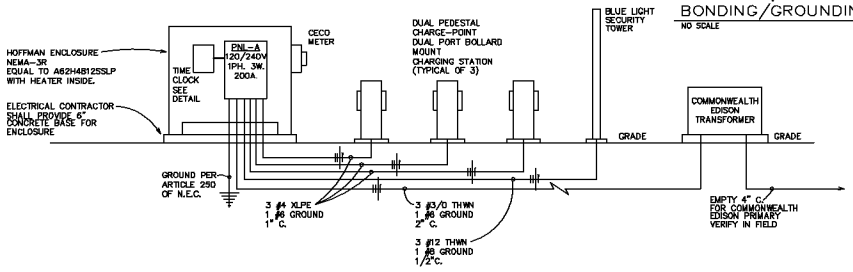

ELECTRICAL RISER DIAGRAM
NO SCALE PURELY DIAGRAMMATIC

LEGACY #212390 COPYRIGHT 2022 BY FORMA, INC ©

Forma, Inc. originally created this opinion for copyright and other property rights in these plans. These plans are not to be altered, changed or copied in any form whatsoever, nor are they to be assigned to third parties.

Forma, Inc.
Legacy Designs, Inc.
8119 Madison Ridge Drive
Tinley Park, IL 60487
Texas Professional Design Firm No. 18582

LICENSED NO.
FOR THE ARCHITECT

NEW SUPPLEMENTARY PARKING LOT

ILLINOIS ARCHITECT
PAUL FLORCZYK
LICENSE NUMBER
001-018909

ISSUED FOR PERMIT
12-13-22
JOB # 220

E2.

Attachment: Exhibit B Plan Set (O-2023-9 : Ordinance Approving Preliminary Plan for Off-Street Parking

chargepoint

CT4000 Level 2 Commercial Charging Station

Specifications and Ordering Information



CT4021

Ordering Information

The order codes below represent specific product configurations. Other product options are available. Please contact ChargePoint Sales for information and order codes.

Specify model number followed by the applicable code(s).
The order code sequence is: **Model-Options**. **Software**, **Services** and **Misc** are ordered as separate line items.

Hardware

Description		Order Code
Model	1830 mm (6 ft) Single Port Bollard Mount	CT4011-GW1
	1830 mm (6 ft) Dual Port Bollard Mount	CT4021-GW1
	1830 mm (6 ft) Single Port Wall Mount	CT4013-GW1
	1830 mm (6 ft) Dual Port Wall Mount	CT4023-GW1
	2440 mm (8 ft) Dual Port Bollard Mount	CT4025-GW1
	2440 mm (8 ft) Dual Port Wall Mount	CT4027-GW1
Included	Integral Modem – North America	-GW1
Misc	Power Management Kit Bollard Concrete Mounting Kit	CT4000-PMGMT
	Bollard Concrete Mounting Kit	CT4001-CCM

*Note: ALLL CT4000 stations include Integral Modem -GW1.

Software & Services

Description	Order Code
ChargePoint Commercial Service Plan	CPCLD-COMMERCIAL-*n**
ChargePoint Enterprise Plan	CPCLD-ENTERPRISE-*n**
ChargePoint Assure	CT4000-ASSURE*n**
Station Activation and Configuration	CPSUPPORT-ACTIVE
ChargePoint Station Installation and Validation	CT4000-INSTALLVALID

Note: All CT4000 stations require a network service plan per port.

*Substitute *n* for desired years (1, 2, 3, 4 or 5 years)

Attachment: Exhibit B Plan Set (O-2023-9 : Ordinance Approving Preliminary Plan for Off-Street Parking Lot at 901 Corporate Grove Dr)

Architectural Drawings (Dimensions)

CT4021 1830 mm (6')
CT4025 2440 mm (8')
Bollard

CT4023 1830 mm (6')
CT4027 2440 mm (8')
Wall Mount

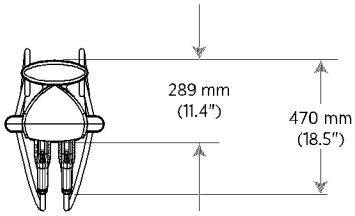

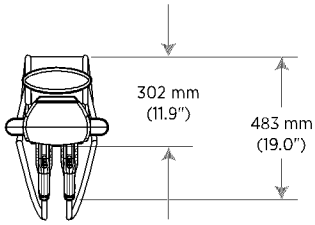

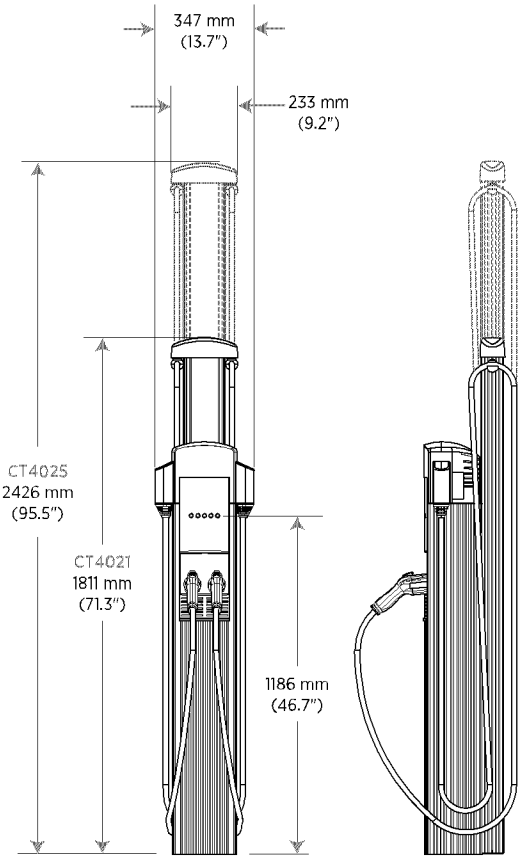

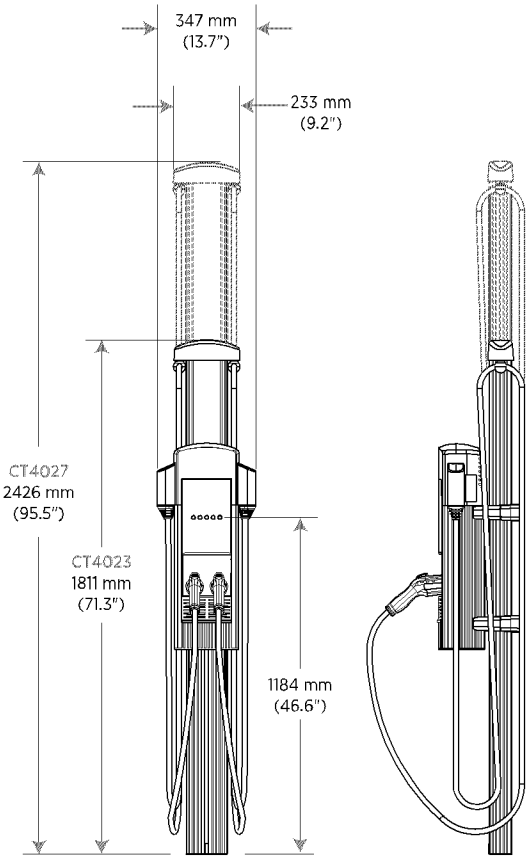

Attachment: Exhibit B Plan Set (O-2023-9 : Ordinance Approving Preliminary Plan for Off-Street Parking Lot at 901 Corporate Grove Dr)

General Specifications

Electrical Input

Electrical Input	Single Port (AC Voltage 208 / 240V AC)			Dual Port (AC Voltage 208 / 240V AC)		
	Input Current	Input Power Connection	Required Service Panel Breaker	Input Current	Input Power Connection	Required Service Panel Breaker
Standard	30A	One 40A branch circuit	40A dual pole (non-GFCI type)	30A x 2	Two independent 40A branch circuits	40A dual pole (non-GFCI type) x 2
Standard Power Share	n/a	n/a	n/a	32A	One 40A branch circuit	40A dual pole (non-GFCI type)
Power Select 24A	24A	One 30A branch circuit	30A dual pole (non-GFCI type)	24A x 2	Two independent 30A branch circuits	30A dual pole (non-GFCI type) x 2
Power Select 24A Power Share	n/a	n/a	n/a	24A	One 30A branch circuit	30A dual pole (non-GFCI type)
Power Select 16A	16A	One 20A branch circuit	20A dual pole (non-GFCI type)	16A x 2	Two independent 20A branch circuits	20A dual pole (non-GFCI type)
Power Select 16A Power Share	n/a	n/a	n/a	16A	One 20A branch circuit	20A dual pole (non-GFCI type)
Service Panel GFCI	Do not provide external GFCI as it may conflict with internal GFCI (CCID)					
Wiring – Standard	3-wire (L1, L2, Earth)			5-wire (L1, L1, L2, L2, Earth)		
Wiring – Power Share	n/a			3-wire (L1, L2, Earth)		
Station Power	8 W typical (standby), 15 W maximum (operation)					

Electrical Output

Electrical Output	Single Port (AC Voltage 208 / 240V AC)	Dual Port (AC Voltage 208 / 240V AC)
Standard	7.2 kW (240V AC @ 30A)	7.2 kW (240V AC @ 30A) x 2
Standard Power Share	n/a	7.2 kW (240V AC @ 30A) x 1 or 3.8 kW (240V AC @ 16A) x 2

Attachment: Exhibit B Plan Set (O-2023-9 : Ordinance Approving Preliminary Plan for Off-Street Parking Lot at 901 Corporate Grove Dr)

MINUTES OF THE REGULAR MEETING OF THE PLANNING AND ZONING COMMISSION OF THE VILLAGE OF BUFFALO GROVE HELD IN THE COUNCIL CHAMBERS, 50 RAUPP BOULEVARD, BUFFALO GROVE, ILLINOIS ON WEDNESDAY, FEBRUARY 1, 2023

Call to Order

The meeting was called to order at 7:30 PM by Chairman Frank Cesario

Public Hearing/Items for Consideration

1. A Public Hearing to Consider a Request to the Village of Buffalo Grove for Approval of a Preliminary Plan to Construct an Off-Street Parking Facility at 901 Corporate Grove Drive. (Trustee Pike) (Staff Contact: Andrew Binder)

A Public Hearing to Consider a Request to the Village of Buffalo Grove for Approval of a Preliminary Plan to Construct an Off-Street Parking Facility at 901 Corporate Grove Drive. (Trustee Pike) (Staff Contact: Andrew Binder)

Binder, Associate Planner, presented the Planning and Zoning Commission with an overview of the petitioners request for approval of a preliminary plan to construct an off-street parking facility at 901 Corporate Grove Drive.

The petitioners were sworn in.

Com. Richards asked staff if there were any variations being requested by the petitioners.

Binder said no.

Chairperson Cesario asked staff if there were any ground water issues with the construction of the off-street parking.

Binder said no.

Com. Worlikar asked the petitioners if there was any proposed lighting for the parking lot.

Gano, petitioner, said there would be sufficient lighting as well as emergency call centers throughout the parking lot for their employees.

Com Worlikar asked if there are any parking restrictions and how they will make sure it is just staff.

Gano said they have their own security.

Com. Au asking if there is clear signage for the parking lot.

Gano spoke to the design of the lot and the additional landscaping and signage.

Com. Au asked if there was a cross walk for the employees to cross the street.

Gano said there will be sidewalks and a cross walk on each side.

Com. Au asked how busy the street is.

Gano said the road they are located on is not a short cut for drivers and is also located in an industrial area that does not see high traffic.

com. Spunt asked about lighting.

Gano said there would be sufficient lighting, comparable and consistent with the other parking lots.

Com. Spunt asked if there had been any complaints.

Gano said they have received no complaints about the lighting.

Com. Weinstein reference a photo including in the staff's presentation and asked if employees are parking on the street.

Gano explained the picture used in staff's presentation was old and was taken during at time when they had an event with approval from the Village to park on the street/

Com. Weinstein asked about the main entrance to the building and how staff who parking in the new lot will navigate to the entrance.

Gano pointed out the different entrances to their building and the parking assignments they are currently working on for their staff that makes sense.

The village staff report was entered as exhibit one.

Gano thanked the Planning and Zoning Commission for their time.

The public hearing was closed at 7:47 PM.

Com. Weinstein made a motion to recommend approval to the Village Board for the Preliminary Plan for an off-street parking facility at 901 Corporate Grove Drive, subject to the following conditions:

1. The proposed development shall be developed in substantial conformance with the plans attached and in accordance with Section 16.20.070 of the Development Ordinance.

2. Any incidental or directional signage for the site will be reviewed and administratively approved by Village staff.

3. The landscaping and parking lot screening shall be maintained by the property owner or tenant in perpetuity.

4. Final Engineering plans shall be revised in a manner acceptable to the Village as required.

Com. Richards seconded the motion.

Chairperson Cesario spoke to the commonality of the parking lot in these zoning areas.

Com. Richards spoke in favor of the motion.

RESULT:	**RECOMMENDATION TO APPROVE [UNANIMOUS]** **Next: 2/6/2023 7:30 PM**
AYES:	Spunt, Cesario, Khan, Weinstein, Au, Richards, Worlikar, Davis
ABSENT:	Adam Moodhe

2. A Public Hearing to Consider Requests for a Text Amendment, Special Use, Preliminary Plan, and Zoning Variations to Allow the Relocation of the Village of Buffalo Grove's Public Works Department to a Facility Located at 1650 Leider Lane, and to Allow Construction of New Accessory Structures on the Property for the Storage of Salt and Other Dry Materials (Trustee Johnson) (Staff Contact: Kelly Purvis)

Purvis, Deputy Community Development Director, presented the Planning and Zoning Commission with an overview of the petitioners request for Text Amendment and a

Special Uses to allow a Public Works Facility on the subject property with outside storage of materials, Preliminary Plan approval, and Variations from the Zoning Code related to the placement of accessory structures on the property and outside storage of materials.

The petitioners were sworn in.

Monico, Buffalo Grove Village Engineer, provided additional information regarding the proposed special uses.

Com. Richards asked about the tenant that is situated to the south of the building, who will be very close in proximity to their operation.

Warnstedt, Buffalo Grove Assistant Public Works Director, said they met with their neighbors to the south to talk about the proposed work and they were receptive to them

Com. Richards asked the petitioner asked about runoff that may come from their site.

Wesolowski, engineer from GHA, spoke to the stormwater plan. He described the roof that will overhang the raw to help mitigate those issues. He explained that the water will be directed away, which will be drained to the storm sewer.

Johnson, Buffalo Grove Assistant Public Works Director, said the public works department also uses inlet filters as a best practice that will catch any debris and dispose of it properly.

Com. Richards asked about the other chemicals and materials that may spill.

Warnstedt provided additional detail on their triple basins and wash stations.

Chairperson Cesario asked if there is any runoff or discharge at their current facility.

Johnson explained their spill protection plan.

Com. Spunt asked if there would be any smell coming from their operation.

Johnson said there is a smell, but as material settles so does the smell. He noted the material and smell is contained and would not be noticable unless very close by.

Com. Spunt asked about the design of the salt done.

Warnstedt reviewed the design of the new salt dome, which is very similar to what they have at their current location.

Com. Spunt asked if there were going to be any charging stations for electric vehicles.

Johnson commented on the charging stations.

Com. Weinstein referenced packet page 28.

Com. Weinstein asked about the boundary between their building and the building right next door.

Monico said there is currently a 10-foot fence, and they will be reducing it to 8 foot fence.

Com. Worlikar asked about the "blue box" shown on the plans as - temporary storage - and the materials for it.

Johnson said it is paved area, but it will be replaced with mountable stone.

Chairperson Cesario asked about parking availability.

Purvis confirmed the parking was adequate.

Chairperson Cesario talked about the permitted use in that district and believed the new public works operation would fit in to the neighborhood.

The public hearing was closed at 8:21 PM.

The Commissioners spoke in favor of the motion.

Com. Weinstein made a motion to recommend approval for the following requests in order to allow the relocation of the Village of Buffalo Grove's Public Works Department to a new facility located at 1650 Leider Lane, and to allow construction of new accessory structures on the property for the storage of salt and other dry materials:

1. A Zoning Code Text Amendment to Section 17.48.020 - Industrial District, to add "Public Works Facility" to the list of Special Uses for the district;

2. A Special Use to allow a Public Works facility in the Industrial District;

3. A Special Use for outside storage of materials;

4. The following Zoning Variations:

a. A Variation from Section 17.32.020 to allow a salt storage dome to be constructed in the rear yard, closer than 3 feet from the interior property line;

b. A Variation from Section 17.32.020 to allow material storage structures to be constructed within the required side yard setback and closer to the street than the midpoint of the principal building;

c. A Variation from Section 17.48.020(C)9 to allow outside storage of materials that will not be fully enclosed; and

d. Preliminary Plan approval;

Subject to the following conditions:

A. The proposed development shall be developed in substantial conformance with the plans attached as part of the petition.

B. The Final Engineering plans shall be submitted in a manner acceptable to the Village.

C. Any directional or incidental signage added to the sign package shall be reviewed administratively by staff.

D. The Special Use is granted to the Village of Buffalo Grove Public Works Department to operate at 1650 Leider Lane, which shall not run with the land.

E. The Special Use granted to the Buffalo Grove Public Works Department is assignable to subsequent petitioners seeking assignment of this special use as follows:

i. Upon application of a petitioner seeking assignment of this Special Use, the Corporate Authorities, in their sole discretion, may refer said application of assignment to the appropriate commission(s) for a public hearing or may hold a public hearing at the Village Board.

ii. Such assignment shall be valid only upon the adoption of a proper, valid, and binding ordinance by the Corporate Authorities granting said assignment, which may be granted or denied for any reason.

Com. Richards seconded the motion.

RESULT:	**RECOMMENDATION TO APPROVE [UNANIMOUS]** **Next: 2/21/2023 7:30 PM**
AYES:	Spunt, Cesario, Khan, Weinstein, Au, Richards, Worlikar, Davis
ABSENT:	Adam Moodhe

Regular Meeting

Other Matters for Discussion

Approval of Minutes

1. Planning and Zoning Commission - Regular Meeting - Dec 7, 2022 7:30 PM

RESULT:	**ACCEPTED [7 TO 0]**
AYES:	Spunt, Cesario, Khan, Weinstein, Richards, Worlikar, Davis
ABSTAIN:	Amy Au
ABSENT:	Adam Moodhe

Chairman's Report

Chairperson Cesario discussed the Village Board meeting he attended.

Committee and Liaison Reports

Staff Report/Future Agenda Schedule

Purvis provided updates on the future meeting schedule.

Public Comments and Questions

Adjournment

The meeting was adjourned at 8:27 PM

Action Items

_____

Kelly Purvis

APPROVED BY ME THIS __1st____ DAY OF __February__, 2023

Resolution No. R-2023-2 : A Resolution Reallocating the 2023 Volume Cap to the Village of Buffalo Grove

Recommendation of Action

Staff recommends approval.

SUMMARY: The Village is the host of the Private Activity Bond Clearinghouse for Lake County. This is the annual Resolution that transfers the Village's Volume Cap to the Clearinghouse.

ATTACHMENTS:

- Buffalo Grove 2023 Volume Cap Letter(PDF)
- Resolution (DOCX)

Trustee Liaison	**Staff Contact**
Johnson	Nicole Woods, Community Development

Tuesday, February 21, 2023	

January 17, 2023

Mr. Dane Bragg, Village Manager
Village of Buffalo Grove
Sent via email to: DBragg@vbg.org

Dear Mr. Bragg:

I am writing to request your municipality's participation in Lake County's Private Activity Bond Clearinghouse (PABC) in 2023. Each year, Lake County Partners contacts the home rule communities in Lake County to request a pooling together of the volume cap to ensure the best use of our collective private activity bond allocation. The PABC cap for each year is transferred to the Village of Buffalo Grove, the Pool's host home rule community. *If your municipality is interested in participating, your governing body must approve a resolution and submit it to the Governor's Office before April 29, 2023. A sample resolution is attached for your use.*

Since its inception, the Lake County PABC has funded nearly $200,000,000 in local projects, which has resulted in the construction of over 360,000 sq. ft. of new manufacturing space, the creation of 648 new manufacturing jobs, the renovation of 1,600 multi-family dwelling units, the purchase of an estimated 251 homes by first-time homebuyers, the expansion of a Montessori School, and the construction of a new solid waste disposal cell.

Please click on the following link to review the: "State of Illinois' Guidelines and Procedures for the Allocation of Private Activity Bonding Authority in Accordance with the Tax Reform Act of 1986 and 30 ILCS 345". Per page 5 of this document, this year's per capita amount is $120.00, and the population data estimates outlined within these guidelines are based on Census information. **The population estimate for Village of Buffalo Grove is 42,794, bringing your municipality's 2023 allocation to $5,135,280.00.**

Your municipality's approval of a resolution to transfer its volume cap to the Village of Buffalo Grove will preserve the volume cap in Lake County for a three-year period for the important reasons outlined above. **Lake County Partners therefore requests that you place a resolution similar to the attached example on your Board's schedule for approval and forward the approved resolution to the attention of the Governor's Office as soon as possible in the manner outlined within page 3 of the above hyperlinked Guidelines and Procedures document; please note that all reporting submissions are to be submitted in both hard copy and electronic format.**

Please copy me at bprusila@lakecountypartners.com on your Board's actions and subsequent notification to the Governor's Office, or notify me if your community chooses not to participate in this year's pool so that we may more effectively manage the process next year. If you have any specific questions or concerns, please feel free to get in touch directly at 773-706-0057.

We appreciate your support and look forward to working with you.

Sincerely,

Barbara C. Prusila
Marketing & Communications Director

VILLAGE OF BUFFALO GROVE
RESOLUTION NO. 2023-____

A RESOLUTION OF THE VILLAGE OF BUFFALO GROVE, ILLINOIS REALLOCATING 2023 VOLUME CAP TO THE VILLAGE OF BUFFALO GROVE, ILLINOIS.

WHEREAS, the Village of Buffalo Grove, Lake County, Illinois the ("Municipality"), is a municipality and a home rule unit of government duly organized and validly existing under Section 6(a) of Article VII of the 1970 Constitution and laws of the State of Illinois; and

WHEREAS, certain tax-exempt private activity bonds may be issued only if sufficient volume cap pursuant to Section 146 of the Internal Revenue Code of 1986, as amended (the "Code"), is available for the bonds; and

WHEREAS, pursuant to the Code, the Municipality has been allocated volume cap equal to $120.00 per resident of the Municipality in calendar year 2023, or $5,135,280.00 for the issuance of such tax-exempt private activity bonds; and

WHEREAS, pursuant to Section 6 and Section 6.1 of the Illinois Private Activity Bond Allocation Act, 30 ILCS 345/1 *et seq.* (the "Bond Allocation Act"), and the Guidelines and Procedures promulgated thereunder, the Municipality may, prior to May 1, 2023, reallocate to other home rule units of government the volume cap allocated to the Municipality by the Code for their issuance of such tax exempt private activity bonds or for subsequent transfer or reallocation; and

WHEREAS, the Municipality has not used any of its 2023 volume cap and has no present intention to use the same; and

WHEREAS, the Lake County Partnership for Economic Development, Inc. has offered Lake County home rule communities the opportunity to participate in a program to combine their respective volume cap allocations and create a Private Activity Bond Clearinghouse Pool (the "Pool") to facilitate the issuance of tax-exempt private activity bonds to finance manufacturing and multi-family housing commercial projects in Lake County, Illinois, for economic development purposes ("Eligible Projects"); and

WHEREAS, the Village of Buffalo Grove, a home rule unit of government ("Buffalo Grove"), pursuant to its Resolution No. 2001-51 adopted December 17, 2001, agreed to host the Pool and to reserve its own volume cap, and accept volume cap reallocated to Buffalo Grove by other home rule units of government, for the issuance of tax-exempt private activity bonds placed through the Pool to finance Eligible Projects; and

WHEREAS, Buffalo Grove has requested that the Municipality reallocate all of its 2023 volume cap to Buffalo Grove to be used for the issuance of tax-exempt private activity bonds placed through the Pool to finance Eligible Projects;

NOW, THEREFORE, BE IT RESOLVED BY LAKE COUNTY, ILLINOIS, AS FOLLOWS:

SECTION ONE: RECITALS. The foregoing recitals are incorporated in and made a part of this Resolution by this reference as findings of the Village Board

SECTION TWO: TRANSFER AND REALLOCATION OF 2023 VOLUME CAP. Pursuant to Section 6 and Section 6.1 of the Bond Allocation Act and the Guidelines and Procedures promulgated thereunder, the Municipality irrevocably agrees to, and does hereby, transfer and reallocate all of its 2023 volume cap to Buffalo Grove to be used for the issuance of tax-exempt private activity bonds placed through the Pool to finance Eligible Projects as directed by the Advisory Committee created pursuant to Buffalo Grove Resolution No. 2001-51.

SECTION THREE: AGREEMENT. This Resolution shall constitute the agreement of the Municipality to a different allocation under Section 146(e) (3) of the Code and the writing required under Section 6 of the Bond Allocation Act.

SECTION FOUR: WARRANTY. The Municipality covenants and warrants that it has taken no action or issued bonds that would abrogate, diminish, or impair its ability to fulfill the written agreement, covenants, and undertakings on its part under this Resolution.

SECTION FIVE: AUTHORIZATION. As required by the Bond Allocation Act and the Guidelines and Procedures promulgated thereunder, a certified copy of this Resolution shall be transmitted to the Office of the Governor of the State of Illinois. Any and all appropriate and proper officers, officials, agents, and employees of the Municipality are hereby authorized, empowered, and directed to take all necessary and advisable actions, and to execute all such documents and certificates, as may be necessary to further the purposes and intent of this Resolution.

SECTION SIX: MAINTAIN RECORD. The Municipality shall maintain a written record of this Resolution in its records for so long as the bonds to which the volume cap transferred by this Resolution is reallocated remain outstanding.

SECTION SEVEN: EFFECTIVE DATE. This Resolution shall be in full force and effect from and after its passage and approval as required by law and is enacted by the Municipality pursuant to its powers under the laws of the State of Illinois and the Illinois Constitution of 1970 and its home rule powers.

PASSED THIS ___ DAY OF _____, 2023
AYES:
NAYS:
ABSENT:
PASSED THIS ___ DAY OF _____, 2023

_____
Beverly Sussman, Village President

ATTEST:

_____
Janet Sirabian, Village Clerk

Resolution No. R-2023-3 : Resolution for Calendar Year 2023 Village-Wide Street Maintenance Motor Fuel Tax

Recommendation of Action

Staff recommends approval.

SUMMARY: Staff recommends approval of a resolution which meets the requirements of the Illinois Department of Transportation for the use of Motor Fuel Tax funds for FY 2023 for the Village-wide street maintenance program.

ATTACHMENTS:

- Memo T Bragg_2023 MFT Maint Resolution Memo_1-26-2023 (DOCX)
- BLR 14220_resolution_r (PDF)

Trustee Liaison	**Staff Contact**
Smith	Kyle Johnson, Engineering

Tuesday, February 21, 2023	

VILLAGE OF
BUFFALO GROVE

MEMORANDUM

DATE: January 26, 2023

TO: Dane Bragg, Village Manager

FROM: Ted Sianis, Civil Engineer II

SUBJECT: FY 2023 Resolution for Yearly Authorization of Motor Fuel Taxes

---

Recommendation
Staff recommends approval of the IDOT Motor Fuel Tax (MFT) Resolution

Background
This agenda item is for the required IDOT Motor Fuel Tax (MFT) Resolution and requests MFT funds to be utilized for the Village's 2023 fiscal year payments for the Village-wide street maintenance program which includes salt purchasing, striping, crack sealing, street light maintenance, traffic signal maintenance, sidewalk maintenance, mowing, bridge painting, and street patching.

.

Attachment: Memo T Bragg_2023 MFT Maint Resolution Memo_1-26-2023 (R-2023-3 : MFT Resolution - Maintenance)

Illinois Department of Transportation

Resolution for Maintenance Under the Illinois Highway Code

District	County	Resolution Number	Resolution Type	Section Number
1	Lake		Original	23-00000-00-GM

BE IT RESOLVED, by the President and Board of Trustees (Governing Body Type) of the Village (Local Public Agency Type) of Buffalo Grove (Name of Local Public Agency) Illinois that there is hereby appropriated the sum of One Million Seven Hundred Three Thousand Five Hundred and 00/100 Dollars ($1,703,500.00) of Motor Fuel Tax funds for the purpose of maintaining streets and highways under the applicable provisions of Illinois Highway Code from 01/01/23 (Beginning Date) to 12/31/23 (Ending Date).

BE IT FURTHER RESOLVED, that only those operations as listed and described on the approved Estimate of Maintenance Costs, including supplemental or revised estimates approved in connection with this resolution, are eligible for maintenance with Motor Fuel Tax funds during the period as specified above.

BE IT FURTHER RESOLVED, that Village (Local Public Agency Type) of Buffalo Grove (Name of Local Public Agency) shall submit within three months after the end of the maintenance period as stated above, to the Department of Transportation, on forms available from the Department, a certified statement showing expenditures and the balances remaining in the funds authorized for expenditure by the Department under this appropriation, and

BE IT FURTHER RESOLVED, that the Clerk is hereby directed to transmit four (4) certified originals of this resolution to the district office of the Department of Transportation.

I Janet Sirabian (Name of Clerk) Village (Local Public Agency Type) Clerk in and for said Village (Local Public Agency Type) of Buffalo Grove (Name of Local Public Agency) in the State of Illinois, and keeper of the records and files thereof, as provided by statute, do hereby certify the foregoing to be a true, perfect and complete copy of a resolution adopted by the President and Board of Trustees (Governing Body Type) of Buffalo Grove (Name of Local Public Agency) at a meeting held on 02/21/23 (Date)

IN TESTIMONY WHEREOF, I have hereunto set my hand and seal this 21st (Day) day of February, 2023 (Month, Year).

(SEAL, if required by the LPA)

Clerk Signature & Date

APPROVED

Regional Engineer Signature & Date
Department of Transportation

Attachment: BLR 14220_resolution_r (R-2023-3 : MFT Resolution - Maintenance)

Ordinance No. O-2023-10 : Mike Rylko Park Improvements IGA

Recommendation of Action

Staff recommends approval.

Staff recommends that the Village Manager be authorized to enter into an intergovernmental agreement and addendum A with the Buffalo Grove Park District to commit $600,000 toward the Mike Rylko Park Improvements, pending final review by the Village Attorney.

ATTACHMENTS:

- 2023-0221 Rylko Park IGA Memo (DOCX)
- 2023-0221 Ordinance Rylko Park IGA (DOCX)
- 2023-0221 VBG and PD IGA Regarding Donated Funds_Clean (DOCX)
- 2023-0221 VBG and PD Addendum IGA Regarding Rylko_Clean (DOCX)
- Exhibit A (PDF)

Trustee Liaison
Stein, Ottenheimer

Staff Contact
Michael K Skibbe, Public Works

Tuesday, February 21, 2023	

VILLAGE OF
BUFFALO GROVE

MEMORANDUM

DATE: February 21, 2023

TO: Dane Bragg, Village Manager

FROM: Mike Skibbe, Deputy Village Manager/Director of Public Works

SUBJECT: Intergovernmental Agreement with Buffalo Grove Park District for Improvements at Mike Rylko Park

Policy Question

Should the Village contribute $600,000 toward the Buffalo Grove Park District improvement of Mike Rylko Park in order to secure a permanent outdoor pavilion, naming rights for that pavilion, use of the property and facilities for BG Days, and use for up to five (5) Village events annually?

Recommendation

Staff recommends that the Village Manager be authorized to enter into an intergovernmental agreement and addendum A with the Buffalo Grove Park District to commit $600,000 toward the Mike Rylko Park Improvements, pending final review by the Village Attorney.

Background

The Buffalo Grove Park District has been planning permanent facility improvements at Mike Rylko Park. Exclusive of improvements also planned for the Spray 'n Play facility, the outdoor amphitheater, covered stage facilities, and other site and pathway improvements will require an investment of $3.18 million by the Park District.

The Park District has shared information regarding their secured funding for the project. They do not plan to raise taxes to fund this project through this strategy:

1) A $3.0 million DCEO Grant, secured with the assistance of Senator Adriane Johnson;
2) $250,000 secured via Representative Daniel Didech; and
3) Balance through annual general obligation bond and new alternate revenue bond proceeds.

The planned improvements will enhance Mike Rylko Park for the Village's annual BG Days events. In the long run, savings will be realized with the Village no longer needing to rent a stage for the event. In addition, the pathway improvements will greatly enhance ADA accessibility throughout the area.

The Village is also interested in supporting a permanent pavilion on site. This would eliminate the need for a big tent during BG Days, while also providing opportunities for other events throughout the course of the year and be a valuable asset the entire community can enjoy.

Attachment: 2023-0221 Rylko Park IGA Memo (O-2023-10 : Rylko Park Improvements IGA)

The Village has secured naming rights, use of the facilities overall during BG Days, and up to five (5) additional events a year without cost as part of the negotiated contribution of funds.

Upon receipt of American Rescue Plan Act (ARPA) funds by the Village (no funding was earmarked for park districts) the Village Board discussed an ability to utilize most of the funding toward infrastructure improvements, while discussing various avenues to support a village wide benefit. The Mike Rylko Park improvements provide such a benefit, and the $600,000 is available through alternate funding sources, such as capital reserves while planned infrastructure work can be submitted as eligible expenses through ARPA.

This project is an opportunity for the Village to support a portion of a larger improvement project that impacts the quality of life for the Buffalo Grove community.

Agreement

Through our negotiations, the Park District asked that a generic intergovernmental agreement be written first, which establishes the form of agreement for any project in which the Village contributes at least $500,000. While other projects of this scope are not anticipated at this time, the threshold is agreeable in case other improvements come forward in the future. The specific items related to Mike Rylko Park Improvements are then captured in Addendum A to the IGA.

Among the items contemplated in the agreement:

1) The Village will contribute $600,000 toward the construction of the project, payable according to the schedule in Section 3 and held in escrow until the Park District performs on its obligations.
2) In consideration for the funds, the Village will retain use of the property and its facilities annually for BG Days, of the pavilion shelter for five (5) events without charge, and of naming rights for the pavilion.
3) The Park District agrees to provide their in-district rates to all Buffalo Grove residents for rental of both the permanent pavilion and rental of the Spray and Play facility on site, for a period of 5 years.
4) Both parties agree to promote both entities in all announcements and marketing materials, highlighting the partnership and benefits to the community.
5) The intent is to have construction substantially complete by BG Days 2024.

Next Steps

Staff recommends that the Village Board authorize the Village Manager to execute the IGA with the Park District pending Village Attorney review.

The plans associated with the project have been reviewed by PZC, who unanimously recommended approval. The zoning actions associated with this project are under separate action. Once approved, the project will require building permits and a developer improvement agreement (DIA) from the Village. The project is expected to be substantially completed in 2024, allowing use of the project for BG Days 2024.

Attachment: 2023-0221 Rylko Park IGA Memo (O-2023-10 : Rylko Park Improvements IGA)

ORDINANCE 2023-____

AN ORDINANCE AUTHORIZING EXECUTION OF AN AGREEMENT WITH THE BUFFALO GROVE PARK DISTRICT FOR MIKE RYLKO PARK IMPROVEMENTS

WHEREAS, the Village of Buffalo Grove is a home rule unit pursuant to the Illinois Constitution of 1970; and

WHEREAS, the Village wishes to enter into an agreement with the Buffalo Grove Park District for the purposes of improving Mike Rylko Park.

NOW THEREFORE, BE IT ORDAINED BY THE PRESIDENT AND BOARD OF TRUSTEES OF THE VILLAGE OF BUFFALO GROVE, COOK AND LAKE COUNTIES, ILLINOIS, as follows:

SECTION 1. The foregoing recitals are hereby adopted and incorporated and made a part of this Ordinance as if fully set forth herein.

SECTION 2. The Village Manager is authorized to execute an agreement with the Buffalo Grove Park District, pending review and approval by the Village Attorney.

SECTION 3. If any section, paragraph, clause or provision of this Ordinance shall be held invalid, the invalidity thereof shall not affect any other provision of this Ordinance.

SECTION 4. This Ordinance shall be in full force and effect from and after its passage and approval and not be codified.

AYES: _____
NAYES: _____
ABSENT: _____
PASSED: _____, 2023
APPROVED: _____, 2023

APPROVED:

_____
Beverly Sussman, Village President

ATTEST:

_____
Janet Sirabian, Village Clerk

Attachment: 2023-0221 Ordinance Rylko Park IGA (O-2023-10 : Rylko Park Improvements IGA)

INTERGOVERMENTAL AGREEMENT
BETWEEN THE VILLAGE OF BUFFALO GROVE AND THE BUFFALO GROVE PARK DISTRICT REGARDING VILLAGE CONTRIBUTIONS TO PARK DISTRICT CAPITAL PROJECTS

THIS INTERGOVERNMENTAL AGREEMENT ("Agreement") is entered into this _____ of _____, 2023 by and between the Village of Buffalo Grove ("Buffalo Grove" and/or "Village") and the Buffalo Grove Park District ("Park District") and jointly referred to as "Parties".

WHEREAS, Buffalo Grove is a home rule municipality pursuant to Article VII, Section 6 of the 1970 Illinois Constitution, and as such, may exercise any power and perform any function related to its government and affairs not otherwise precluded by state law or Constitutional provision; and

WHEREAS, the Buffalo Grove Park District is a unit of local government organized under the Park District Code (70 ILCS 1205 et seq.) and, as such, may exercise any power and perform any function related to its government and affairs; and

WHEREAS, Article VII, Section 10 of the Illinois Constitution of 1970 authorizes units of local government to enter into agreements to exercise, combine or transfer any power or function not prohibited to them by law or ordinance; and

WHEREAS, the Intergovernmental Agreement Cooperation Act, 5 ILCS 220/1 et seq. ("Act"), authorizes units of local government to exercise jointly with any public agency of the State, including other units of local government, any power, privilege or authority which may be exercised by a unit of local government individually, and to enter into agreements for the performance of governmental services, activities or undertakings; and

WHEREAS, when the Park District is seeking improvements to existing Park District facility and/or property; and

WHEREAS, the Village is contributing a minimum of $500,000 towards said improvements; and

WHEREAS, the Village and the Park District agree that it is in their community's best interests to enter into this Intergovernmental Agreement.

NOW THEREFORE, in consideration of the foregoing premises, the mutual covenants and promises herein contained, and for other good and valuable consideration, the sufficiency of which is hereby acknowledged, the parties hereby agree as follows:

Attachment: 2023-0221 VBG and PD IGA Regarding Donated Funds_Clean (O-2023-10 : Rylko Park Improvements IGA)

Section 1. Incorporation of Recitals

The Recitals of this Agreement are hereby incorporated by reference into this Agreement as if fully set forth herein.

Section 2. Purpose of Agreement

The intent of this agreement is to establish a mechanism of agreed upon obligations when the Village is contributing an amount at or above $500,000 towards a Park District improvement(s). Specific details surrounding each project will be incorporated into an Addendum.

Section 3. Park District Obligations

A. The Park District will be responsible for design, construction and financing of the improvements; and

B. The Park District shall comply with any and all applicable Federal and State Laws, including but not limited to the Prevailing Wage Act and public bid procedures.

Section 4. Village Obligations

A. The Village will contribute a minimum of $500,000 ("Village Contribution") to the improvements. Payment schedule will be outlined in Addendum 'A' - *Village and Park District Obligations*

B. In the event the Park District fails to perform on its obligations outlined in this Agreement, any portion of the Village Contribution already paid to the Park District shall be reimbursed to the Village by the Park District and the Village shall have no further financial obligation to the Project.

Section 5. Mutual Obligations

A. For and in consideration of the Village's Contribution to the Project, the Park District shall grant resident rates for programs and rentals at the specific facility/property where improvement(s) are being made for all Village of Buffalo Grove residents for an established period of time.

B. The Park District and Village agree to promote both entities in announcements, marketing materials or promotions that highlight the improvements, its benefit to the community or financial contributions to the Project.

C. The Village agrees to cooperate with the Park District to obtain any and all zoning, licensing, regulatory or other approvals in pursuit of completion of the Project.

Section 6. Term

A. This IGA shall be in full force and effect for a period of five (5) years. The Village and Park District may at that time meet to review this IGA for consideration of extension.

Attachment: 2023-0221 VBG and PD IGA Regarding Donated Funds_Clean (O-2023-10 : Rylko Park Improvements IGA)

Section 7. Cooperation

A. The Parties agree to work in good faith to achieve the objectives of this Agreement and to mutually resolve any disputes occurring or arising out of or during the terms of this Agreement. The parties agree to do all things reasonably necessary or appropriate to carry out the terms, provisions and objectives of this Agreement.

Section 8. Waiver

A. The waiver by any party of any breach or violation of any provision of this Agreement shall not be deemed to be a waiver or a continuing waiver of any subsequent breach or violation of the same or any other provision of this Agreement.

Section 9. Default/Breach and Remedy

A. The failure or refusal by either party to comply with any of its obligations shall constitute a default under this Agreement.

B. If a party defaults or breaches in the performance of any of its obligations under this Agreement, the other party shall give written notice of such default/breach, and if the breaching party does not cure the default/breach within 30 days after the giving of such notice, (or if such default is of such nature that it cannot be completely cured within such period, if the breaching party does not commence such curing within 30 days and thereafter proceed with reasonable diligence and in good faith to cure such default/breach), then the other party may terminate this Agreement. Upon termination of this Agreement, the parties may pursue all available legal rights and remedies in court to assert or protect their rights.

C. Should any dispute arising out of this Agreement lead to litigation, the prevailing party shall not be entitled to recover its costs of suit or attorney's fees.

Section 10. Notices

A. All notices, demands or other writings in connection to this Agreement shall be in writing and shall be deemed given (a) upon delivery, if personally delivered or if sent by e-mail or facsimile transmission, to the party to be given such notice or other communication; (b) on the third business day following the date of deposit in the United Stated mail, if such notice or other communication is sent by certified or registered mail with return receipt requested and postage thereon fully prepaid; or (c) on the business day following the day such notice or other communication is sent by reputable overnight courier, to the following:

If to the Village:

Village Manager
Village of Buffalo Grove
50 Raupp Boulevard
Buffalo Grove, IL 60089

Attachment: 2023-0221 VBG and PD IGA Regarding Donated Funds_Clean (O-2023-10 : Rylko Park Improvements IGA)

If to the Park District:

Executive Director
Buffalo Grove Park District
530 Bernard Drive
Buffalo Grove, IL 60089

Section 11. General

A. This Agreement shall be binding on each party and its respective successors, including successors in office.

B. In the event of a conflict in custom or practice, the terms of this Agreement shall prevail.

C. This Agreement creates no rights, title or interest in any person or entity whatsoever other than the Parties. Nothing in this Agreement shall be construed as an express and/or implied waiver of any common law and/or statutory immunities and/or privileges of the parties, and /or any of their respective officials, officers and/or employees.

Section 12. Amendments/Entire Agreement

A. No amendments, changes, modifications, alterations, or waivers of any term, provision or condition of this Agreement shall be binding or effective for any purpose unless expressed in writing and adopted by both Parties hereto as required by law. The provisions set forth herein, constitute the entire agreement of the parties regarding the matters addressed in the Agreement, and supersede any prior agreements or representations.

Section 13. Assignment

A. This Agreement shall not be assigned by either party without the express written consent of the other party.

Section 14. Severability

A. The terms, conditions, and provisions of this Agreement shall be severable, and if any term, condition, or provision is found to be invalid or unenforceable for any reason whatsoever, the remaining sections, subsections, terms, conditions, and provisions shall remain in full force and effect, and shall not be affected by such determination, unless the Agreement can no longer be performed by either party.

Section 15. Effective Date

A. The Effective Date of this Agreement shall be upon execution by the Parties.

Section 16. Termination

A. This Agreement shall terminate upon the expiration of the term set forth in Section 5 above, or upon mutual agreement, of the parties.

Section 17. Choice of Law

Attachment: 2023-0221 VBG and PD IGA Regarding Donated Funds_Clean (O-2023-10 : Rylko Park Improvements IGA)

A. This Agreement shall be governed by the laws of the State of Illinois. The Circuit Court of Cook County, Illinois, shall have jurisdiction over any disputes arising under this Agreement, and each of the Parties hereby consents to such Court's exercise of jurisdiction.

Section 18. Authority to Execute.

A. The parties represent and warrant to each other that this Agreement has been adopted and approved by ordinance or resolution, and they have the authority to enter into this Agreement and perform their obligations hereunder.

Section 19. Titles

A. The headings and titles of this Agreement are for convenience and shall not influence the construction or interpretation of this Agreement.

IN WITNESS WHEREOF, the Parties hereto have executed this Agreement on the dates as set forth below.

BY: _____ Date: _____ Village Manager
Village of Buffalo Grove

ATTEST: _____
Village Clerk

BY: _____ Date: _____ Executive Director
Buffalo Grove Park District

ATTEST: _____
Secretary

Attachment: 2023-0221 VBG and PD IGA Regarding Donated Funds_Clean (O-2023-10 : Rylko Park Improvements IGA)

Addendum A
INTERGOVERMENTAL AGREEMENT
BETWEEN THE VILLAGE OF BUFFALO GROVE AND THE BUFFALO GROVE PARK DISTRICT REGARDING IMPROVEMENTS TO MIKE RYLKO PARK

THIS ADDENDUM AGREEMENT ("Agreement") is entered into this _____ of _____, 2023 by and between the Village of Buffalo Grove ("Buffalo Grove" and/or "Village") and the Buffalo Grove Park District ("Park District") and jointly referred to as "Parties".

WHEREAS, the Parties previously entered into an Intergovernmental Agreement Between the Village of Buffalo Grove and the Buffalo Grove Park District Regarding Village Contributions to Park District Capital Projects dated _____, 2023; and

WHEREAS, the Park District is seeking improvements to the existing Mike Rylko Park located at 1000 Buffalo Grove Road, Buffalo Grove, Illinois, ("Property"); and

WHEREAS, the Property will be improved with a new outdoor amphitheater, covered stage and facilities, and an outdoor Pavilion ("Pavilion") ("Project"), exclusive of the plan for an improved Spray 'n Play and playground, as depicted on Exhibit A; and

WHEREAS, the Park District will be responsible for design, construction and financing of the Project; and

WHEREAS, pursuant to the terms in Section 3 of this Agreement, the Village desires to contribute to the Project, an amount not to exceed $600,000.

NOW THEREFORE, in consideration of the foregoing premises, the mutual covenants and promises herein contained, and for other good and valuable consideration, the sufficiency of which is hereby acknowledged, the parties hereby agree as follows:

Section 1. Incorporation of Recitals

The Recitals of this Agreement are hereby incorporated by reference into this Agreement as if fully set forth herein.

Section 2. Park District Obligations

A. The Park District will design and construct an outdoor amphitheater with terraced lawn seating, covered stage and facilities substantially in accordance with Exhibit A.

B. The Park District will design and construct an outdoor Pavilion able to accommodate not less than 244 seats under the Pavilion on a hard and ADA accessible surface.

C. The Project will include trail and pedestrian facilities connecting the amphitheater and pavilion, as well as connecting facilities to existing parking and driveway access points.

D. The Park District's commitment will be $3.18 million toward the Project, exclusive of any costs borne by the Park District to improve the Spray 'n Play Park and construction of a new playground.

Attachment: 2023-0221 VBG and PD Addendum IGA Regarding Rylko_Clean (O-2023-10 : Rylko Park Improvements IGA)

E. The Park District shall comply with any and all applicable Federal and State Laws, including but not limited to the Prevailing Wage Act and public bid procedures.

F. The Park District shall extend a benefit to all Buffalo Grove residents, allowing use of the pavilion rental and/or Spray and Play facility rental, at the same in-district rate for residents within the boundary of the Buffalo Grove Park District. This benefit sunsets after the term of this agreement in Section 5.

Section 3. Village Obligations

A. The Village will contribute $600,000 ("Village Contribution") to the construction of the Project. The Village Contribution may, at the Village's discretion, be deposited into a single order escrow controlled by the Village and to be paid as follows:

1. $100,000 upon approval and execution of this Agreement between the Parties;

2. $300,000 upon the award of bids by the Park District for the Project;

3. $150,000 upon 90% percent completion of the Project based upon the awarded contractor's schedule and/or schedule of values; and

4. $50,000 upon the issuance of a final certificate of occupancy for the Project.

B. In the event the Park District fails to perform on its obligations outlined in Section 2 and Section 4 of this Agreement, any portion of the Village Contribution already paid to the Park District shall be reimbursed to the Village by the Park District and the Village shall have no further financial obligation to the Project.

Section 4. Mutual Obligations

A. Assuming no significant delays occur outside of the Park District's control, the project, exclusive of the Spray 'n Play and Playground, will be substantially complete (temporary certificate of occupancy shall have been issued) and ready for use for the Buffalo Grove Days 2024 festival.

B. For and in consideration of the Village's Contribution to the Project, the Park District shall grant the following to the Village:

1. Use of the Property and its facilities annually for the Buffalo Grove Days Festival, substantially in conformance with any and all agreements between the parties and without charge or reimbursement;

2. Use of the pavilion shelter without charge or reimbursement other than contracted services provided by the Park District for up to five (5) Village events annually, to be scheduled in advance (at least 90 day notice preferred) and upon a mutually agreeable schedule;

3. Naming rights to the Pavilion, subject to majority approval of the Village Board and concurrence by the Park District;

Attachment: 2023-0221 VBG and PD Addendum IGA Regarding Rylko_Clean (O-2023-10 : Rylko Park Improvements IGA)

i. Should the Village elect to exercise its naming rights for the Pavilion, it shall bear the cost to furnish and maintain any signage affixed to the structure. Signage will be subject to Park District approval for branding.
ii. The naming rights do not sunset at the term of the agreement, but remain as long as the Pavilion remains at the site.

C. The Park District and Village agree to promote both entities in announcements, marketing materials or promotions that highlight the Project, its benefit to the community or financial contributions to the Project.

D. The Village agrees to cooperate with the Park District to obtain any and all zoning, licensing, regulatory or other approvals in pursuit of completion of the Project.

a. Permit fees and Developer Improvement Fees will be calculated based on Village Ordinance 2004-34, An Ordinance Amending Chapter 3.04, Waiver of Fees, of the Village of Buffalo Grove Municipal Code, including Exhibit A.

Section 5. Term

A. This Agreement shall be in full force and effect for five (5) years from the date of execution by the Parties.

Section 6. Cooperation

A. The Parties agree to work in good faith to achieve the objectives of this Agreement and to mutually resolve any disputes occurring or arising out of or during the terms of this Agreement. The parties agree to do all things reasonably necessary or appropriate to carry out the terms, provisions and objectives of this Agreement.

Section 7. Waiver

A. The waiver by any party of any breach or violation of any provision of this Agreement shall not be deemed to be a waiver or a continuing waiver of any subsequent breach or violation of the same or any other provision of this Agreement.

Section 8. Default/Breach and Remedy

A. The failure or refusal by either party to comply with any of its obligations shall constitute a default under this Agreement.

B. If a party defaults or breaches in the performance of any of its obligations under this Agreement, the other party shall give written notice of such default/breach, and if the breaching party does not cure the default/breach within 30 days after the giving of such notice, (or if such default is of such nature that it cannot be completely cured within such period, if the breaching party does not commence such curing within 30 days and thereafter proceed with reasonable diligence and in good faith to cure such default/breach), then the other party may terminate this Agreement. Upon termination of this

Attachment: 2023-0221 VBG and PD Addendum IGA Regarding Rylko_Clean (O-2023-10 : Rylko Park Improvements IGA)

Agreement, the parties may pursue all available legal rights and remedies in court to assert or protect their rights.

C. Should any dispute arising out of this Agreement lead to litigation, the prevailing party shall not be entitled to recover its costs of suit or attorney's fees.

Section 9. Notices

A. All notices, demands or other writings in connection to this Agreement shall be in writing and shall be deemed given (a) upon delivery, if personally delivered or if sent by e-mail or facsimile transmission, to the party to be given such notice or other communication; (b) on the third business day following the date of deposit in the United Stated mail, if such notice or other communication is sent by certified or registered mail with return receipt requested and postage thereon fully prepaid; or (c) on the business day following the day such notice or other communication is sent by reputable overnight courier, to the following:

If to the Village:

Village Manager
Village of Buffalo Grove
50 Raupp Boulevard
Buffalo Grove, IL 60089

If to the Park District:

Executive Director
Buffalo Grove Park District
530 Bernard Drive
Buffalo Grove, IL 60089

Section 10. General

A. This Agreement shall be binding on each party and its respective successors, including successors in office.

B. In the event of a conflict in custom or practice, the terms of this Agreement shall prevail.

C. This Agreement creates no rights, title or interest in any person or entity whatsoever other than the Parties. Nothing in this Agreement shall be construed as an express and/or implied waiver of any common law and/or statutory immunities and/or privileges of the parties, and /or any of their respective officials, officers and/or employees.

Section 11. Amendments/Entire Agreement

A. No amendments, changes, modifications, alterations, or waivers of any term, provision or condition of this Agreement shall be binding or effective for any purpose unless expressed in writing and adopted by both Parties hereto as required by law. The provisions set forth herein, constitute the entire agreement of the parties regarding the matters addressed in the Agreement, and supersede any prior agreements or representations.

Section 12. Assignment

A. This Agreement shall not be assigned by either party without the express written consent of the other party.

Section 13. Severability

A. The terms, conditions, and provisions of this Agreement shall be severable, and if any term, condition, or provision is found to be invalid or unenforceable for any reason whatsoever, the remaining sections, subsections, terms, conditions, and provisions shall remain in full force and effect, and shall not be affected by such determination, unless the Agreement can no longer be performed by either party.

Section 14. Effective Date

A. The Effective Date of this Agreement shall be upon execution by the Parties.

Section 15. Termination

A. This Agreement shall terminate upon the expiration of the term set forth in Section 5 above, or upon mutual agreement, of the parties.

Section 16. Choice of Law

A. This Agreement shall be governed by the laws of the State of Illinois. The Circuit Court of Cook County, Illinois, shall have jurisdiction over any disputes arising under this Agreement, and each of the Parties hereby consents to such Court's exercise of jurisdiction.

Section 17. Authority to Execute

A. The parties represent and warrant to each other that this Agreement has been adopted and approved by ordinance or resolution, and they have the authority to enter into this Agreement and perform their obligations hereunder.

Section 18. Titles

A. The headings and titles of this Agreement are for convenience and shall not influence the construction or interpretation of this Agreement.

IN WITNESS WHEREOF, the Parties hereto have executed this Agreement on the dates as set forth below.

BY: _____ Date: _____ Village Manager
Village of Buffalo Grove

ATTEST: _____
Village Clerk

BY: _____ Date: _____ Executive Director
Buffalo Grove Park District

ATTEST: _____
Secretary

Attachment: 2023-0221 VBG and PD Addendum IGA Regarding Rylko_Clean (O-2023-10 : Rylko Park Improvements IGA)

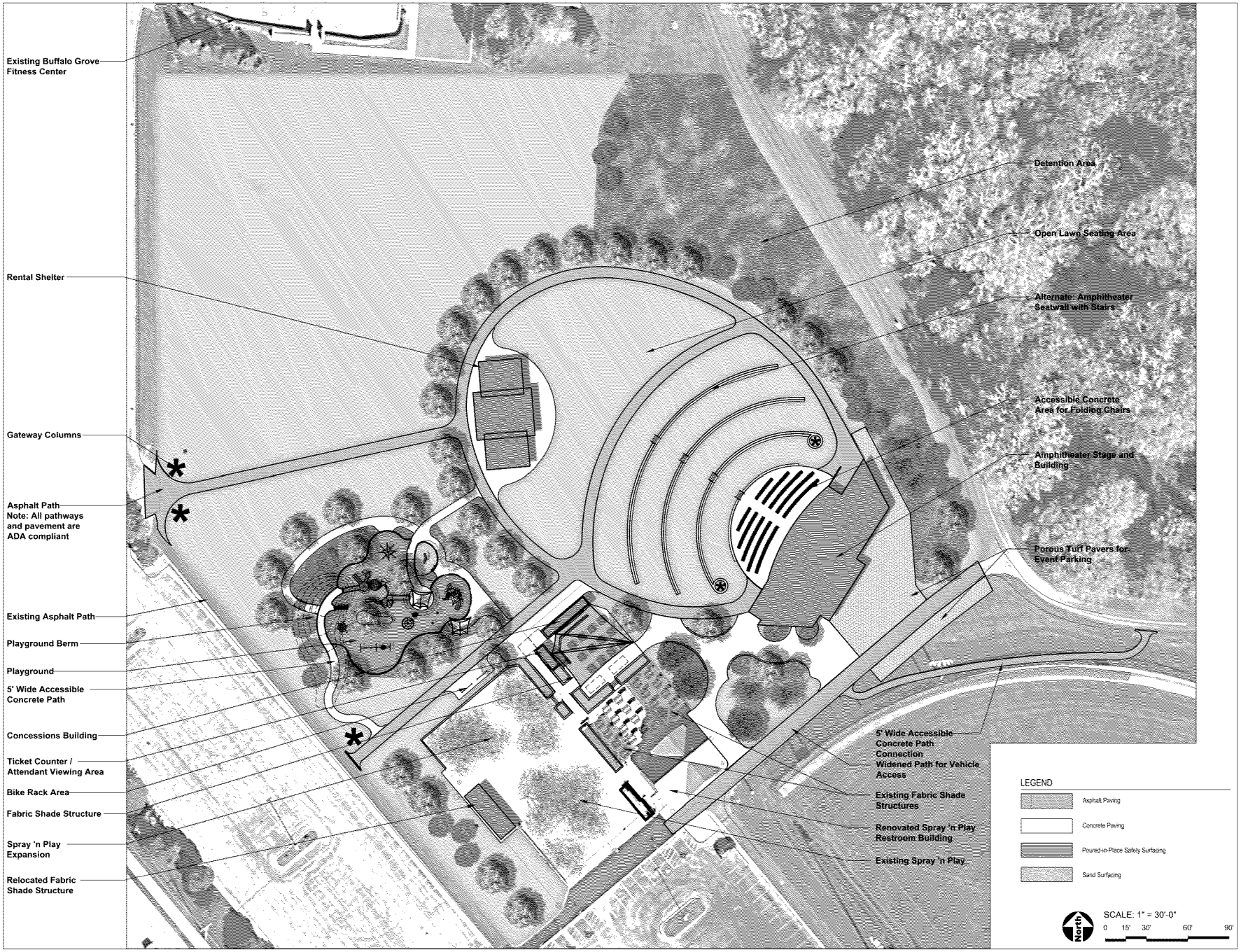

BUFFALO GROVE PARK DISTRICT

Buffalo Grove Park District
530 Bernard Dr.
Buffalo Grove, IL 60089

PROJECT

Mike Rylko Community Park Amphitheater Development & Spray 'N Play Expansion

PROJECT TEAM

uplandDesign ltd
Landscape Architecture & Park Planning
1250 W 18th St, Chicago, Illinois 60608
24042 Lockport St, Plainfield, Illinois 60544
815-254-0091 www.uplandDesign.com

REVISIONS

ORIGINAL ISSUE DATE
P&Z Submittal 20OCT2022

PROJECT NUMBER
1055

SHEET TITLE

Site Plan

EXHIBIT A

SHEET NUMBER

1.0

© Copyright 2022 Upland Design Ltd

Attachment: Exhibit A (O-2023-10 : Rylko Park Improvements IGA)

Ordinance No. O-2023-11 : Ordinance Approving an Amendment to Preliminary Plan and Special Use with Height Variation at Mike Rylko Located at 951 McHenry.

Recommendation of Action

The PZC unanimously recommended approval, subject to conditions. Staff concurs with this recommendation.

The Buffalo Grove Park District is proposing various improvements to the 76.5 acre Mike Rylko Park at 951 McHenry Rd. The scope of work for this project expands over 4 acres of the site and includes: construction of a new amphitheater, a covered event space; renovation and expansion of the Spray 'N Play facility (including new support structures); relocation and reconstruction of the playground area. The proposed project requires an amendment to Preliminary Plan and Special Use with height variation.

ATTACHMENTS:

- BOT Memo (DOCX)
- Ordinance (DOCX)
- Exhibit B Plan Set (PDF)
- Exhibit C 11.16.22 PZC Minutes (PDF)

Trustee Liaison
Johnson

Staff Contact
Nicole Woods, Community Development

Tuesday, February 21, 2023	

VILLAGE OF
BUFFALO GROVE

MEMORANDUM

DATE: December 5, 2022

TO: Dane Bragg, Village Manager

FROM: Nicole Woods, Community Development Director
Kelly Purvis, Deputy Community Development Director

SUBJECT: 951 McHenry Road – Mike Rylko Park Improvement Project. The petitioner is seeking approval of an amendment to the Preliminary Plan and Special Use granted by Ordinance No. 95-26 and a Variation from Section 17.32 of the Zoning Code to allow accessory structures on the property to exceed the 15-foot height limit, all to allow the construction of an amphitheater, a covered event space, support structures for the Spray 'N Play facility, expansion of the Spray 'N Play facility and relocation and reconstruction of the playground on the subject property.

PROJECT BACKGROUND

BACKGROUND

In March of 1995, the Village annexed the subject property, zoned it RE District, approved a Special Use for a public park facility and the development plans for the park (Ordinance No. 95-26). Plans for the Golf Learning Center (Golf Dome) were approved by Ordinance 98-14 and amended several times over the years to allow the Golf Dome to remain in place year-round and for an extended period of time, up through 2030 (Ordinance Numbers: 2022-35, 2007-14, 2009-4, 2014-48).

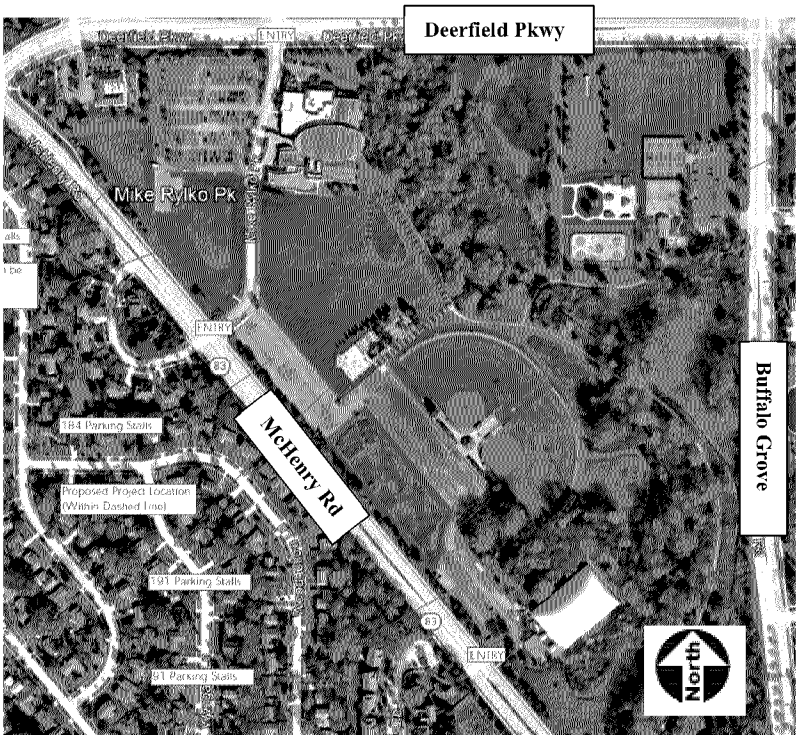

Mike Rylko Park is 76.5 acres and is currently improved with a golf and sports dome, Spray 'N Play facility, playground, baseball diamonds, soccer field, tennis courts, basketball courts, a skate park, hockey rink, walking paths, the Buffalo Grove Fitness Center, and several accessory buildings (shade structures, restrooms, nature classroom, etc.).

The Buffalo Grove Park District, is requesting approval of an amendment to the Preliminary Plan and Special Use granted by Ordinance No. 95-26 and a Variation from Section 17.32 of the Zoning Code to allow new accessory structures on the property to exceed the 15-foot height limit. The area of work for this project will be approximately 4.14-acres on the west boundary of the park adjacent to McHenry Road between the fitness center and baseball fields and would include the following improvements: construction of a new amphitheater with open lawn seating, and a large, covered event space; renovation and expansion of the Spray 'N Play facility (including construction of Spray 'N Play support structures); relocation and reconstruction of the playground area.

PROJECT DESCRIPTION

The Park District envisions that the proposed improvements to Mike Rylko Park will create a permanent venue for community festivals (i.e., Buffalo Grove Days), community celebrations, civic meetings, rallies, concerts, and theater programming. The plaza will include a variety of seating options, as well as shade structures that will encourage community use.

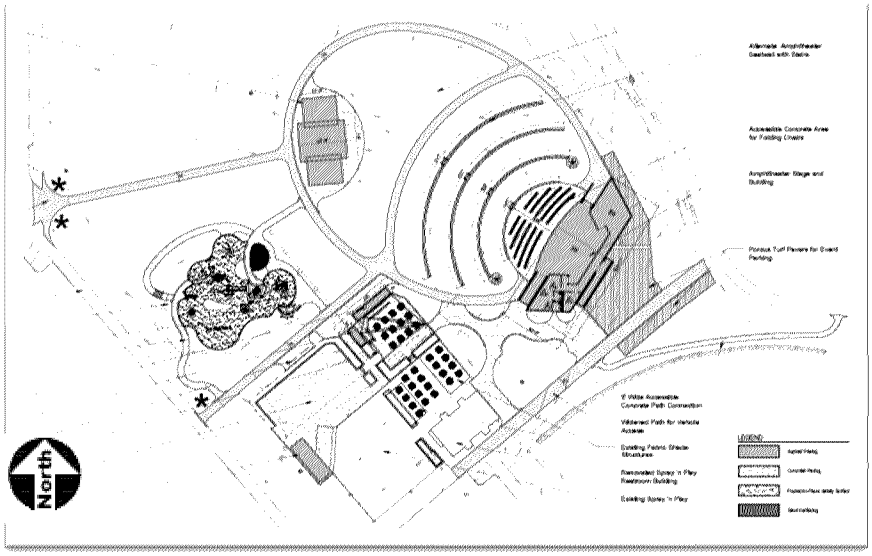

Amphitheater:

- The amphitheater will be constructed northwest of the existing baseball fields and will include an amphitheater building, a covered stage, and a variety of seating areas.
- The amphitheater building will be 16 ¼ feet tall, while the roofline will extend to up to 24 feet at its highest point.
- The stage and amphitheater building will be 6-7 feet lower in grade than the open lawn area.
- The seating area directly in front of the stage will accommodate approximately 155 people.
- The lawn seating area is 38,535 square feet (.88-acres) and could potentially accommodate 3,000+ people.
- The tiered/structured lawn seating with stairs shown in the plans and renderings is a plan option that will be contingent upon pricing. The alternate would still include tiered lawn seating but would not have the decorative walls and steps as depicted in the plans.

Event Space:

- The proposed event space, just beyond the lawn seating area of the amphitheater is completely covered and large enough to accommodate about 255 seats (32 eight-foot rectangular tables and chairs).

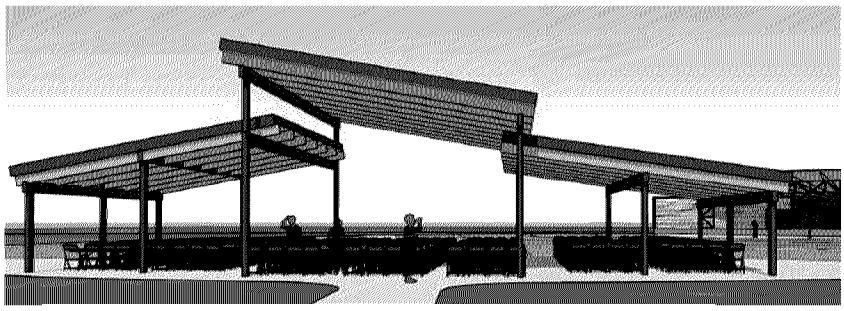

Covered Event Structure

Attachment: BOT Memo (O-2023-11 : Ordinance Approving Amendment to Prelim Plan and Special Use with Variation at 951 McHenry)

Spray 'N Play:

- Interior renovation of the existing Spray 'N Play building will provide fully accessible toilet rooms and changing areas.
- The Spray 'N Play splash pad will be expanded to almost twice its current capacity and will provide different types of accessible water features for a wider age range.
- A new shelter and ticket office are also proposed.

Playground:

- The existing playground will be demolished and a new playground for children of all ages and abilities will be constructed to the north of the expanded Spray 'N Play facility.

PLANNING & ZONING ANALYSIS

Use:

- Public parks are Special Uses in all residential districts.
- The site received approval for development as a public park in 1995.
- Significant changes to the park, including the addition of new buildings and accessory structures require an amendment to the Special Use.
- The 2009 Comprehensive Plan indicates that this site should remain a public park/open space.

Setbacks and bulk requirements:

- The proposed amphitheater, covered event shelter, Spray 'N Play support structures, and playground are all considered accessory structures, which are subordinate to and serve the principal use of the property as a public park.
- All of the proposed structures will be setback several hundred feet from the nearest property line and outside of any required setbacks for the property.
- The Code limits the height of accessorty structures to no more than 15 feet. The majority of the amphitheater building is 16 ¼ feet tall, however the roof structure will be 24 feet at its tallest point. The covered event space will have a roof height of 22 ½ feet at its tallest point, and the height of the fabric shade structure within the Spray 'N Play facility will be 17 ½ feet.
- A variation from section 17.32 of the Zoning Code, for the height of the accessory structures, is required in order for the project to be constructed as proposed.

Site Access & Traffic:

- The site is accessible from four full access drives: two on McHenry Rd., one on Deerfield Pkwy., and one on Buffalo Grove Rd.
- The Traffic Impact Study, conducted by KLOA and included in the plan set, indicates that the number, location, and design of the access drives ensure a flexible access system that distributes traffic on multiple roadways, reducing congestion and delays.
- There are no changes proposed to the site access as part of this project.
- The Traffic Study indicates that additional traffic generated by the proposed amphitheater will not have a significant impact on traffic conditions in the area and can be accommodated by the existing roadway network.
- During peak events, such as Buffalo Grove Days, KLOA recommends that the Park District work closely with Buffalo Grove police and fire departments to coordinate a traffic management plan and limit other activities at the park.
- The Village's engineering department has reviewed the Traffic Impact Study and concurs with the findings and conclusions.

Pedestrian Connectivity:

- There are walking/biking paths throughout Mike Rylko Park that connect to sidewalks on Deerfield Parkway, Buffalo Grove Road and McHenry Road.
- The pedestrian bridge over McHenry Road also connects to the walking/bike paths in the park.
- This pedestrian network allows easy access to the park for residents in the surrounding neighborhoods.
- New asphalt paths constructed as part of the project will further provide pedestrians access to the new amenities proposed.

Parking:

- Mike Rylko Park is currently served by five parking fields providing a total of approximately 881 parking spaces which should be adequate in accommodating the existing uses on the site, concerts, and non-peak events.
- For peak events, such as festivals and Buffalo Grove Days, additional parking should be provided within the grass fields (as is current practice) which can accommodate an additional 225 parking spaces.
- The Code requires 832 parking spaces for the various uses on the site (649 for the park, 82 for the fitness building, and 101 for the amphitheater). The site complies with these requirements and no additional parking is required per the Zoning Code.

Landscaping:

- The Park District has submitted a landscape plan that proposes the addition of several deciduous shade, evergreen, and ornamental trees on the site.
- The existing site detention will be renovated to provide new, natural pollinator habitats and create educational opportunities through signage and community planting events.
- The Tree Preservation Plan and Landscape Plan have been reviewed and approved by the Village Forester.

Building Elevations/Site Design:

- The materials proposed for the new amphitheater include concrete masonry units, stone, glass block and resin panels to create a colorful sound wave pattern along the back side of the structure. The roof over the stage will consist of exposed laminated wood beams and wood paneling at the underside.



Amphitheater

- The Spray 'N Play support structures (ticket office and concessions building) will be constructed from two repurposed steel storage containers clad in a combination of prefinished metal and simulated wood siding.
- The two structures will appear as one cohesive structure with a connected roof canopy.



Ticketing and Concessions Buildings

- Similar materials (laminated wood and prefinished metal) are proposed for the covered event space.

Lighting:

- The proposed lighting complies with the Village illumination standards of no more than .5 footcandles at the property lines.
- Pole mounted LED lights will be used throughout the project area, and wallpack lighting will be installed on the interior walls of the amphitheater structure surrounding the stage.

Noise Study:

- The petitioner provided a noise study, which has been included in the plan set.
- Ambient noise levels from surrounding traffic were measured at 74 dBA along McHenry Road near the residential properties. The nearest residences are approximately 600 feet from the future amphitheater location.
- Noise levels were also measured during Buffalo Grove Days (which is anticipated to be the loudest event that would take place at the amphitheater). From a similar location, across McHenry Road near the closest residences, the noise levels were measured at 76 dBA.
- The measurements show that amplified events are very loud, but do not raise the dBA Leq level significantly above that of typical road noise near the residential properties.
- The noise study indicated that the site will be graded such that the amphitheater stage area will be recessed into the earth, with the seating area in front of the stage 7 feet lower than the rear seating area. This will help reduce sound from stage sources.
- The noise study recommends several best practices that would help to reduce the sound levels heard at surrounding residential properties. Staff has recommended some of these measures as conditions of approval.

Stormwater & Engineering:

- The Village's Engineers have reviewed the preliminary plans and have indicated that the minor changes that need to be made to the plans (related to removal of a water main) can be addressed during the final engineering process.

PUBLIC HEARING COMMENTS

There were no comments from the public.

PLANNING & ZONING COMMISSION (PZC) RECOMMENDATION

The PZC **unanimously recommended approval** of an amendment to the Preliminary Plan and Special Use granted by Ordinance No. 95-26 and a Variation from Section 17.32 of the Zoning Code pertaining

to the height of the accessory structures all to accommodate the construction of a new amphitheater, covered event space, expanded Spray 'N Play facility and new playground at 951 McHenry Road, subject to the following conditions:

1. The proposed park improvements shall be constructed in substantial conformance with the plans attached as part of the petition.

2. The Final Engineering plans shall be submitted in a manner acceptable to the Village.

3. A portion of the ADA parking stalls shall be relocated near the accessible route to the event shelter. Plans should be revised as part of the Final Engineering review.

4. Speakers mounted to the amphitheater structure will be limited as indicated in the noise study, to a height not to exceed 15 feet above the lowest seating area or +697 feet.

5. Noise levels for events will be kept within the 97 dBA Leq limitation at a position of 70 feet in front of the stage and all shows will use a real-time sound level monitor as recommended by the noise study.

6. Any directional or incidental signage added to the site shall be reviewed administratively by staff.

RECOMMENDATION

Staff recommends that the Village Board approve an Ordinance granting approval an amendment to the Preliminary Plan and Special Use granted by Ordinance No. 95-26 and a Variation from Section 17.32 of the Zoning Code to allow the proposed improvements to Mike Rylko Park at 951 McHenry Road, subject to the conditions in the attached Ordinance.

ORDINANCE NO. 2022 - ____

AN ORDINANCE APPROVING AN AMENDMENT TO THE PRELIMINARY PLAN AND SPECIAL USE APPROVED BY ORDINANCE NO. 95-26 AND ZONING VARIATIONS FOR 951 MCHENRY ROAD VILLAGE OF BUFFALO GROVE, COOK AND LAKE COUNTIES, ILLINOIS

Mike Rylko Park
951 McHenry Road

WHEREAS, the Village of Buffalo Grove is a Home Rule Unit by virtue of the Illinois Constitution of 1970; and,

WHEREAS, 951 McHenry Road, Buffalo Grove, IL ("Property") is part of a 76.5-acre park in the RE Residential Estate District which is currently improved with a sports dome, Spray 'N Play facility, Buffalo Grove Fitness Center and several accessory buildings and structures, and is hereinafter legally described in Exhibit A; and,

WHEREAS, Tim Howe, Director of Parks and Planning, ("Petitioner") has filed a petition on behalf of the Buffalo Grove Park District, to allow the construction of a new amphitheater with open lawn seating and a covered event space; renovation and expansion of the Spray 'N Play facility, including construction of a ticket office and concession stand; as well as relocation and reconstruction of the playground, and is requesting the following approvals:

1. An amendment to the Preliminary Plan and Special Use granted by Ordinance No. 95-26; and,

2. A Variation from Section 17.32 of the Village of Buffalo Grove Zoning Code pertaining to the height of accessory structures (amphitheater, covered event space, shade structures) exceeding the 15-foot height limitation; and,

WHEREAS, the Village Planning & Zoning Commission conducted a public hearing on November 16, 2022 concerning the petition for approval of the amendment Preliminary Plan and Special Use granted by Ordinance No. 95-26 and the Zoning Variations; and,

WHEREAS, the Planning & Zoning Commission made findings and determined that the petition meets the criteria for Special Uses and Variations as set forth in the Buffalo Grove Zoning Ordinance, as described in the minutes attached as Exhibit C; and,

WHEREAS, the Planning & Zoning Commission voted 6 to 0 to unanimously recommend approval of the amendment to the Preliminary Plan and Special Use granted by Ordinance No. 95-26 and the Zoning Code Variations; and,

WHEREAS, the President and Village Board of Trustees after due and careful consideration have concluded that the proposed amendment to the Preliminary Plan and Special Use granted by Ordinance

Attachment: Ordinance (O-2023-11 : Ordinance Approving Amendment to Prelim Plan and Special Use with Variation at 951 McHenry)

No. 95-26 and the Zoning Code Variations are reasonable and will serve the best interests of the Village.

WHEREAS, the proposed development shall be operated in accordance with and pursuant to the following exhibits:

EXHIBIT A Legal Description of the Property

EXHIBIT B Plan Set

EXHIBIT C Minutes from the November 16, 2022, Planning & Zoning Commission Meeting

NOW, THEREFORE, BE IT ORDAINED BY THE PRESIDENT AND BOARD OF TRUSTEES OF THE VILLAGE OF BUFFALO GROVE, COOK AND LAKE COUNTIES, ILLINOIS:

Section 1. This Ordinance is made pursuant to and in accordance with the Village's Zoning Ordinance and the Village's Home Rule powers. The preceding whereas clauses are hereby made a part of this Ordinance.

Section 2. The Corporate Authorities hereby adopt a proper, valid, and binding ordinance approving the amendment to the Preliminary Plan and Special Use granted by Ordinance No. 95-26 and the Zoning Variations for the Property at 951 McHenry Road, Buffalo Grove, IL, subject to the following conditions:

A. The proposed park improvements shall be constructed in substantial conformance with the plans attached as part of the petition.

B. The Final Engineering plans shall be submitted in a manner acceptable to the Village.

C. A portion of the ADA parking stalls shall be relocated near the accessible route to the event shelter. Plans should be revised as part of the Final Engineering review.

D. Speakers mounted to the amphitheater structure will be limited to a height not to exceed 15 feet above the lowest seating area or +697 feet or such other height as administratively determined by the Village and Park District staff.

E. Noise levels for events will be kept within the 97 dBA Leq limitation at a position of 70 feet in front of the stage and all shows will use a real-time sound level monitor as recommended by the noise study.

F. Any directional or incidental signage added to the site shall be reviewed administratively by staff.

Section 3. This Ordinance shall be in full force and effect upon passage.

This Ordinance shall not be codified.

AYES: _____

NAYS: _____

ABSENT: _____

PASSED: _____

APPROVED: _____

ATTEST:

_____
Village Clerk

APPROVED:

_____
Beverly Sussman, Village President

EXHIBIT A

Legal Description
Mike Rylko Park
951 McHenry Road

PINS: 15-29-400-017 & 15-29-400-019

THAT PART OF THE SOUTHWEST QUARTER OF THE SOUTHEAST QUARTER OF SECTION 29, TOWNSHIP 43 NORTH, RANGE 11, EAST OF THE THIRD PRINCIPAL MERIDIAN, LYING SOUTHERLY OF THE CENTER OF APTAKISIC ROAD, NOW BUSCH ROAD, AND EASTERLY OF THE CENTER OF STATE HIGHWAY, (EXCEPT THAT PART THEREOF, DESCRIBED AS FOLLOWS, TO WIT (A) BEGINNING AT A POINT IN THE CENTER LINE OF THE PUBLIC ROAD, AS FORMERLY LOCATED RUNNING NORTHWESTERLY AND SOUTHEASTERLY ACROSS SAID QUARTER QUARTER SECTION, WHICH POINT IS NORTH 36 DEGREES, 40 MINUTES, WEST 1,294.51 FEET FROM A POINT IN THE SOUTH LINE OF SAID QUARTER QUARTER SECTION, 1,137.50 FEET EAST OF THE SOUTHWEST CORNER THEREOF, THENCE NORTH 86 DEGREES, 21 MINUTES, EAST 306.30 FEET; THENCE NORTH 3 DEGREES, 39 MINUTES WEST, 230.00 FEET; THENCE SOUTH 86 DEGREES, 21 MINUTES, WEST ALONG CENTER OF PUBLIC ROAD (AS TRAVELED), 455.83 FEET TO INTERSECTION OF SAID CENTER LINE WITH CENTER LINE OF FIRST MENTIONED ROAD; THENCE SOUTH 36 DEGREES, 40 MINUTES, EAST ALONG THE CENTER OF SAID ROAD, 274.29 FEET TO THE PLACE OF BEGINNING, AND (B) BEGINNING AT THE INTERSECTION OF CENTER LINE OF OLD MCHENRY ROAD, AS FORMERLY LOCATED AND CENTER LINE OF PUBLIC HIGHWAY KNOWN AS APTAKISIC ROAD, (NOW BUSCH ROAD), THENCE SOUTH 86 DEGREES, 21 MINUTES, WEST ALONG THE CENTER OF SAID APTAKISIC ROAD (NOW BUSCH ROAD), PRODUCED SOUTHWESTERLY 210 FEET, MORE OR LESS TO THE CENTERLINE OF SAID STATE HIGHWAY, THENCE SOUTHEASTERLY ALONG THE CENTER OF SAID HIGHWAY 360.0 FEET, MORE OR LESS TO A POINT 230.0 FEET SOUTHERLY MEASURED AT RIGHT ANGLES FROM CENTER LINE OF APTAKISIC ROAD (NOW BUSCH ROAD) THENCE NORTH 86 DEGREES, 21 MINUTES, EAST ALONG A LINE PARALLEL TO AND 230.0 FEET SOUTHERLY, MEASURED AT RIGHT ANGLES FROM THE CENTER LINE OF SAID ROAD, FOR A DISTANCE OF 85.0 FEET, MORE OR LESS, TO THE CENTER LINE OF SAID OLD MCHENRY ROAD; THENCE NORTH 36 DEGREES, 40 MINUTES, WEST ALONG CENTER OF SAID ROAD, 274.29 FEET TO THE PLACE OF BEGINNING, IN LAKE COUNTY, ILLINOIS.

PARCEL 2: THE SOUTHEAST QUARTER OF THE SOUTHEAST QUARTER OF SECTION 29, TOWNSHIP 43 NORTH, RANGE 11, EAST OF THE THIRD PRINCIPAL MERIDIAN, EXCEPTING THEREFROM THE EAST 51.0 FEET (EXCEPT THE NORTH 33.0 FEET THEREOF), IN LAKE COUNTY, ILLINOIS.

PARCEL 3: THAT PART OF THE WEST HALF OF THE NORTHEAST QUARTER OF SECTION32, TOWNSHIP AND RANGE, AFORESAID, LYING NORTHEASTERLY OF THE CENTER LINE OF STATE HIGHWAY, IN LAKE COUNTY, ILLINOIS.

EXHIBIT B

Plan Set
Mike Rylko Park
951 McHenry Road

EXHIBIT C

Minutes from the November 16, 2022, Planning & Zoning Commission Meeting
Mike Rylko Park
951 McHenry Road

BUFFALO
GROVE
PARK
DISTRICT

To: Village of Buffalo Grove Board of Trustees
From: Ryan Risinger, Executive Director
Tim Howe, Director of Parks and Planning
Michael Maloney, Superintendent of Development
Date: October 28, 2022
Re: Buffalo Grove Park District – Mike Rylko Community Park Revitalization Project

Action Requested:
The Buffalo Grove Park District asks that the Village of Buffalo Grove Planning and Zoning Commission accept our formal application and provide a referral to the Village Board of Trustees for final plan approval and an amendment to the Special Use of Mike Rylko Community Park.

Project Narrative:
The Buffalo Grove Park District completed a comprehensive Master Plan back in 2017 and held several internal design charrettes in 2018 aimed at creating a road map to revitalize Mike Rylko Community Park. We developed a Strategic Plan initiative that states "*we aspire to adapt to new lifestyles and populations*". As the population in the community continues to grow more diverse, we are adapting our programs and facilities to better fit the needs of our communities through the lens of diversity, equity, and inclusion. Mike Rylko Community Park is the area's preferred venue for public gatherings because of its size, central location within the Village of Buffalo Grove, and accessibility for the surrounding communities. The 76.5 acre park has a network of accessible walking and biking paths that extend to outside communities and a large number of residents live within walking distance of the park. There is vehicle parking available and walkable public transportation options for both bus and train. Breaking ground on this development will transform Mike Rylko Community Park into a lively, public destination that promotes and celebrates community, provides and supports local business opportunities, and showcases unique programming for the broader community to enjoy

Within our submittal, we have included a detailed site plan, detailed landscape plan, tree preservation plan, photometric plan, and dimensioned elevations and perspective images of the proposed amphitheater structure and splash pad support structures.

The Mike Rylko Community Park Revitalization Project will provide a permanent venue for community festivals, such as Buffalo Grove Days, which is now co-hosted by the Village of Buffalo Grove and the Buffalo Grove Park District. Our Uniquely US program, which focuses on celebrating the diversity in our community, will be able to use the amphitheater to host celebrations, such as Pride, Juneteenth,

Diwali, and the Lunar New Year. The new amphitheater will provide a safe, accessible, open space for civic meetings, rallies, concerts, and theater programming, including sensory-friendly, ASL interpreted and/or audio described performances. The plaza area will include a variety of seating options, as well as shade structures that will encourage community use. Interpretive signage will be rotated over time to highlight the various events/celebrations taking place at the community amphitheater. Food trucks will be encouraged to participate at events and we will have the ability to create a global food pavilion, in conjunction with the current Farmers Market that runs every Sunday during the months of June to October. Renovation of the existing splash pad facility will provide fully accessible toilet rooms and changing areas. Expansion of the existing splash pad facility will provide a variety of different types of accessible water features that appeal to a wider age group and almost double the current occupancy of 180 people. Removal of the existing deteriorated playground equipment/play surfacing, will allow us to build a new multigenerational, inclusive playground that welcomes children of all ages and abilities to play, learn, and enjoy the outdoors. We will renovate the existing site detention to provide new natural, pollinator habitats and create educational opportunities through signage and community planting events.

The amphitheater will feature an approximate 1980 SF open air platform constructed out of poured-in-place concrete, which will be much larger than the current stage that is rented for BG Days. The platform will be 2'-6" above finished grade and will include both ADA-compliant ramp access and stairs. The approximate 2280 SF amphitheater support structure will feature a green room, toilet room facilities for performers, storage, staging area for when multiple bands play on a given night, and a mechanical room. The facade of the support structure will consist of ground face concrete masonry units, stone, glass block, and resin panels to create a colorful sound wave pattern along the back side of the structure. A steel truss system will be installed to accommodate the mounting of speakers, lighting, and banners. The roof over the stage will consist of exposed laminated wood beams and wood paneling at the underside. The footcandle level for the site lighting and amphitheater stage will not exceed .5 fc at the property lines. The design team is exploring the cost/benefit to installing solar panel shingles on the topside of the roof and the alternative option would consist of a fully adhered membrane roof product. The seating area for the amphitheater will consist of a flat concrete section in front of the stage to accommodate approximately 154 folding chairs. The other tiered seating sections will consist of a combination of concrete seating wall and grass to accommodate approximately 3000 patrons and all concrete access paths will be ADA compliant. A rental structure will also be constructed at the north end of the amphitheater, which will be ADA compliant and accommodate (32) 8' long rectangular tables and chairs for an approximate seating capacity of 256 patrons.

The splash pad expansion will include the renovation of the existing building to meet all required Illinois Plumbing and IDPH Swimming Facility code requirements, due to the increased occupancy count. There are no exterior modifications planned for the existing building and all renovations will be taking place within the interior. The filtration room for the recirculating system will be expanded to accommodate the new spray features that will be added to the site. Toilet/Shower facilities will be accessible within the fenced area of the splash pad for patrons and staff. Additional toilet rooms will be provided for general public park use and these will only be accessible outside of the fenced area of the splash pad. Approximately 480 SF of new support structure will be constructed at the new splash pad entrance to provide support functions for ticketing, observation, and limited concessions sales of prepackaged items. The new ADA compliant support structure will be constructed on concrete

foundations and we are proposing the use of two repurposed steel storage containers from a local business, SI Container Builds in Buffalo Grove. The storage containers carry a 25 year warranty when left exposed, but we are proposing to clad them with a combination of prefinished metal and simulated wood siding to increase the life span of the structures. The interior will consist of painted gypsum board walls/ceiling, FRP panels, plastic laminate casework, and a non-slip resilient flooring product. By using the storage containers, we will not only support local business, but will reduce our carbon footprint through a cost-efficient and low maintenance construction solution for these smaller support structures. The two structures will appear as one cohesive structure by linking them with a roof canopy and fabric shade structure in the rear to provide shade for a new rental area within the splash pad footprint. The aesthetics of the support structure will complement the existing splash pad building, as well as the new amphitheater and large event structure. During splash pad operating hours, there will only be two staff using this structure at any given time and they will have access to the toilet room facilities within the existing building, similar to how staff currently operate at the splash pad.

The overall project will promote sustainable practices through the design and construction and we have discussed incorporating permeable paving, photovoltaic panels to offset electricity usage, solar site lighting, electric vehicle charging stations, green infrastructure for storm water management, native planting areas, water efficiency, recycled and regionally sourced building materials, and the use of carbon cure concrete where CO2 captured during cement production is injected into the concrete to reduce the amount of cement needed and reduce the amount of CO2 emissions during production. Interpretive signage will be developed and installed throughout the park to educate the community about the sustainable practices on display.

The special use will serve the public convenience at the location of the subject property; or the establishment, maintenance or operation of the special use will not be detrimental to or endanger the public health, safety, morals, comfort, or general welfare;

- The proposed project will be built to Federal, State, and local codes. Inspections from the Fire Marshal will occur regularly.

The location and size of the special use, the nature and intensity of the operation involved in or conducted in connection with said special use, the size of the subject property in relation to such special use, and the location of the site with respect to streets giving access to it shall be such that it will be in harmony with the appropriate, orderly development of the district in which it is located;

- The proposed project will be located within Mike Rylko Community Park located off of McHenry Rd. There is access to the site from the north at Deerfield Parkway and to the west/south along McHenry Road. There is also access to the east end of the park along Buffalo Grove Road.

The special use will not be injurious to the use and enjoyment of other property in the immediate vicinity of the subject property for the purposes already permitted in such zoning district, nor substantially diminish and impair other property valuations with the neighborhood;

- The proposed project will compliment and encourage use of the other park amenities in the area.

The nature, location and size of the buildings or structures involved with the establishment of the special use will not impede, substantially hinder or discourage the development and use of adjacent land and buildings in accord with the zoning district within which they lie;

- The proposed project has been carefully located to allow future development at Mike Rylko Community Park between the proposed project and the Fitness Center.

Adequate utilities, access roads, drainage, and/or other necessary facilities have been or will be provided;

- The proposed project will be built to Federal, State, and local codes and in accordance with the Lake County Storm Water Management requirements.

Parking areas shall be of adequate size for the particular special use, which areas shall be properly located and suitably screened from adjoining residential uses, and the entrance and exit driveways to and from these parking areas shall be designed so as to prevent traffic hazards, eliminate nuisance and minimize traffic congestion in the public streets;

- The existing entrance points to Mike Rylko Community Park have all the proper signage required for traffic. Parking stalls throughout the park are properly labeled for accessible parking. We have attached an aerial image of Mike Rylko Community Park, which includes the number of available parking stalls for each of the parking lot locations within the park. There is a total of 881 parking stalls and we do not anticipate needing any additional parking to support the proposed project. If additional parking is required for a larger event, we have the ability to add an additional 225 parking stalls in the open grass area to the south of the Fitness Center parking lot. Mike Rylko Community Park has hosted large events in the past and prior coordination with the Village, Police, and Fire Departments has created safe events with minimal traffic congestion or traffic hazards.

The Mike Rylko Community Park Revitalization Project would benefit the entire community, regardless of race, ethnicity, age, gender, religion, disability, economic status, or other diverse backgrounds and has been widely supported by members of the community, local businesses, and local officials. Please feel free to reach out with any questions and thank you very much for your consideration.

Sincerely,

Michael R. Maloney, LEED AP BD+C, CPO
Superintendent of Development

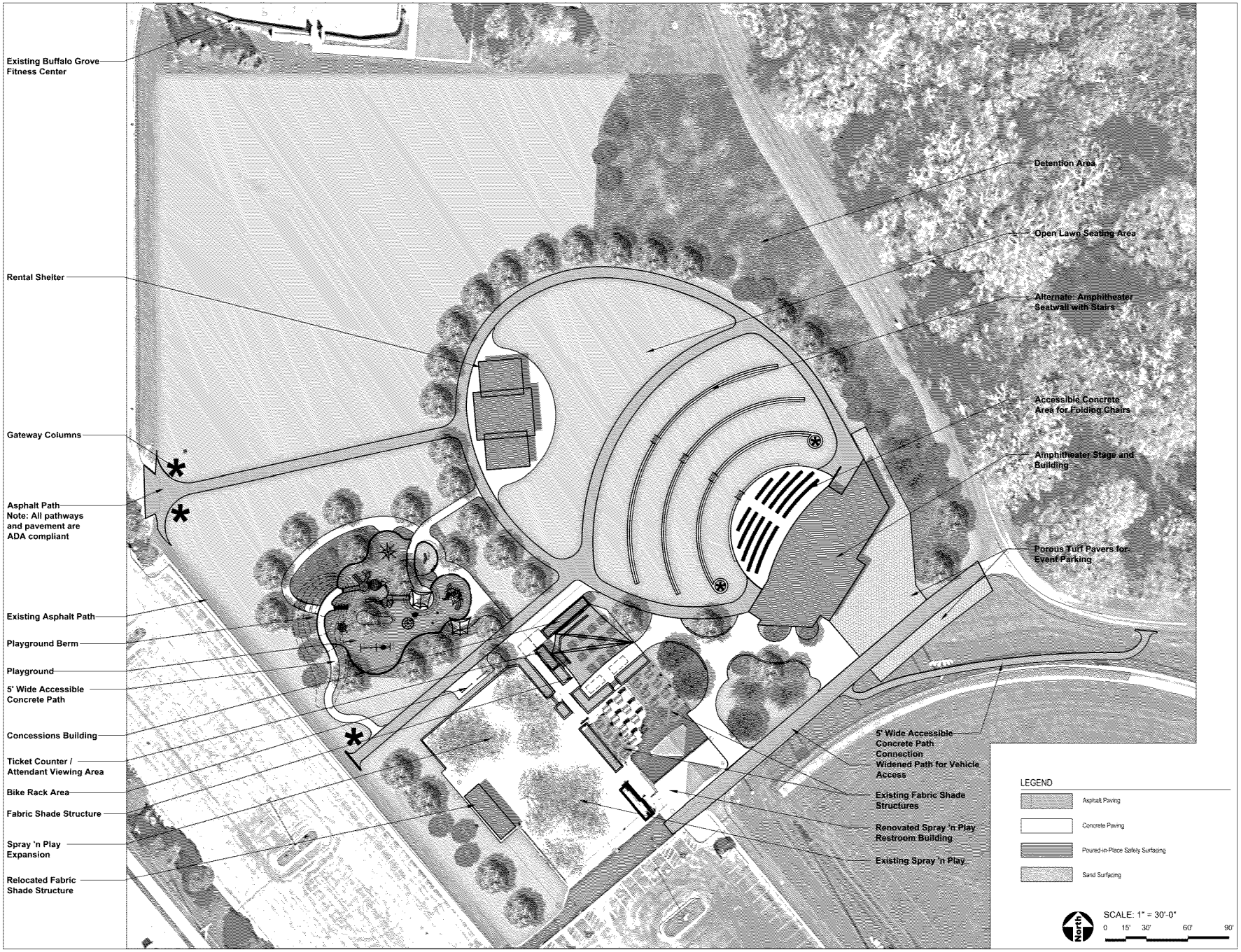

BUFFALO GROVE PARK DISTRICT

Buffalo Grove Park District
530 Bernard Dr.
Buffalo Grove, IL 60089

PROJECT

Mike Rylko Community Park Amphitheater Development & Spray 'N Play Expansion

PROJECT TEAM

uplandDesign ltd
Landscape Architecture & Park Planning
1250 W 18th St, Chicago, Illinois 60608
24042 Lockport St, Plainfield, Illinois 60544
815-254-0091 www.uplandDesign.com

REVISIONS

ORIGINAL ISSUE DATE
P&Z Submittal 20OCT2022

PROJECT NUMBER
1055

SHEET TITLE

Site Plan

SHEET NUMBER

1.0

© Copyright 2022 Upland Design Ltd

Attachment: Exhibit B Plan Set (O-2023-11 : Ordinance Approving Amendment to Prelim Plan and Special Use with Variation at 941 McHenry)



BUFFALO GROVE PARK DISTRICT

RYLKO PARK AMPHITHEATER
NORTH AERIAL
NOT TO SCALE

uplandDesign ltd
Landscape Architecture & Park Planning

LEGAT ARCHITECTS
DESIGN | PERFORMANCE | SUS



NOTES

1. 2020 AERIAL PHOTOGRAPHY FROM LAKE COUNTY GIS
   SOURCE: ESRI, MAXAR, EARTHSTAR GEOGRAPHICS, AND THE GIS USER COMMUNITY

2. SETBACKS ARE APPROXIMATE DUE TO PRECISION LIMITATIONS OF THE GIS BOUNDARY AND ARE ROUNDED DOWN TO THE NEAREST 10' FROM MEASURED VALUE

Mackie Consultants, LLC
9575 W. Higgins Road, Suite 500
Rosemont, IL 60018
(847) 696-1400
www.mackieconsult.com

CLIENT:
BUFFALO GROVE PARK DISTRICT
530 BERNARD DRIVE
BUFFALO GROVE, ILLINOIS 60089
PHONE: 847.850.2100
FAX: 847.459.5741

DATE	DESCRIPTION OF REVISION	BY
10/27/2022	AS PER VILLAGE COMMENTS	JK

DESIGNED	SRK
DRAWN	JK
APPROVED	SRK
DATE	10/13/2022
SCALE	1" = 250'

PARK BORDERS AND SETBACKS EXHIBIT
MIKE RYLKO AMPHITHEATER
BUFFALO GROVE, ILLINOIS

SHEET 1 OF 1
PROJECT NUMBER: 4264

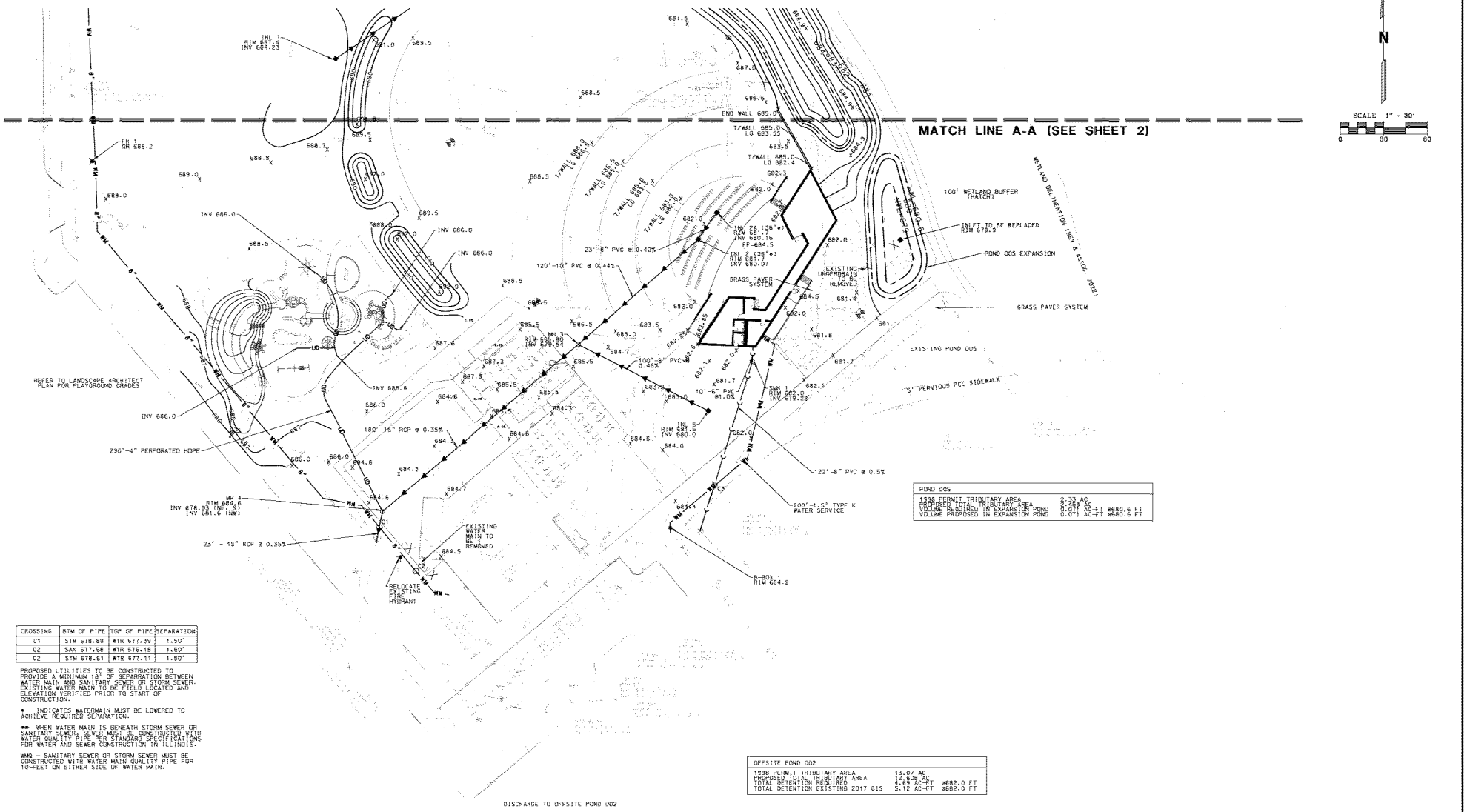

POND 005	
1998 PERMIT TRIBUTARY AREA	2.33 AC
PROPOSED TOTAL TRIBUTARY AREA	2.463 AC
VOLUME REQUIRED IN EXPANSION POND	0.071 AC-FT @680.6 FT
VOLUME PROPOSED IN EXPANSION POND	0.071 AC-FT @680.6 FT

CROSSING	BTM OF PIPE	TOP OF PIPE	SEPARATION
C1	STM 678.89	WTR 677.39	1.50'
C2	SAN 677.68	WTR 676.18	1.50'
C2	STM 678.61	WTR 677.11	1.50'

PROPOSED UTILITIES TO BE CONSTRUCTED TO PROVIDE A MINIMUM 18" OF SEPARATION BETWEEN WATER MAIN AND SANITARY SEWER OR STORM SEWER. EXISTING WATER MAIN TO BE FIELD LOCATED AND ELEVATION VERIFIED PRIOR TO START OF CONSTRUCTION.

* INDICATES WATERMAIN MUST BE LOWERED TO ACHIEVE REQUIRED SEPARATION.

** WHEN WATER MAIN IS BENEATH STORM SEWER OR SANITARY SEWER, SEWER MUST BE CONSTRUCTED WITH WATER QUALITY PIPE PER STANDARD SPECIFICATIONS FOR WATER AND SEWER CONSTRUCTION IN ILLINOIS.

WMQ - SANITARY SEWER OR STORM SEWER MUST BE CONSTRUCTED WITH WATER MAIN QUALITY PIPE FOR 10-FEET ON EITHER SIDE OF WATER MAIN.

OFFSITE POND 002	
1998 PERMIT TRIBUTARY AREA	13.07 AC
PROPOSED TOTAL TRIBUTARY AREA	12.608 AC
TOTAL DETENTION REQUIRED	4.69 AC-FT
TOTAL DETENTION EXISTING 2017 GIS	5.12 AC-FT @682.0 FT

Mackie Consultants, LLC
9575 W. Higgins Road, Suite 500
Rosemont, IL 60018
(847)696-1400
www.mackieconsult.com

CLIENT:
BUFFALO GROVE PARK DISTRICT
530 BERNARD DRIVE
BUFFALO GROVE, ILLINOIS 60089
PHONE: 847.850.2100
FAX: 847.459.5741

DATE	DESCRIPTION OF REVISION	BY
10/21/22	REVISED PER VILLAGE COMMENTS	JK

DESIGNED	JK
DRAWN	MYC/JK
APPROVED	SRK
DATE	9/26/22
SCALE	1"=30'

PRELIMINARY ENGINEERING PLAN
MIKE RYLKO AMPHITHEATER
BUFFALO GROVE, ILLINOIS

SHEET 1 OF 2

PROJECT NUMBER: 4254

© MACKIE CONSULTANTS LLC, 2022

ILLINOIS FIRM LICENSE 184-002694

Attachment: Exhibit B Plan Set (Q-2023-11 : Ordinance Approving Amendment to Prelim Plan and Special Use with Variation at 9x1 McHenry)

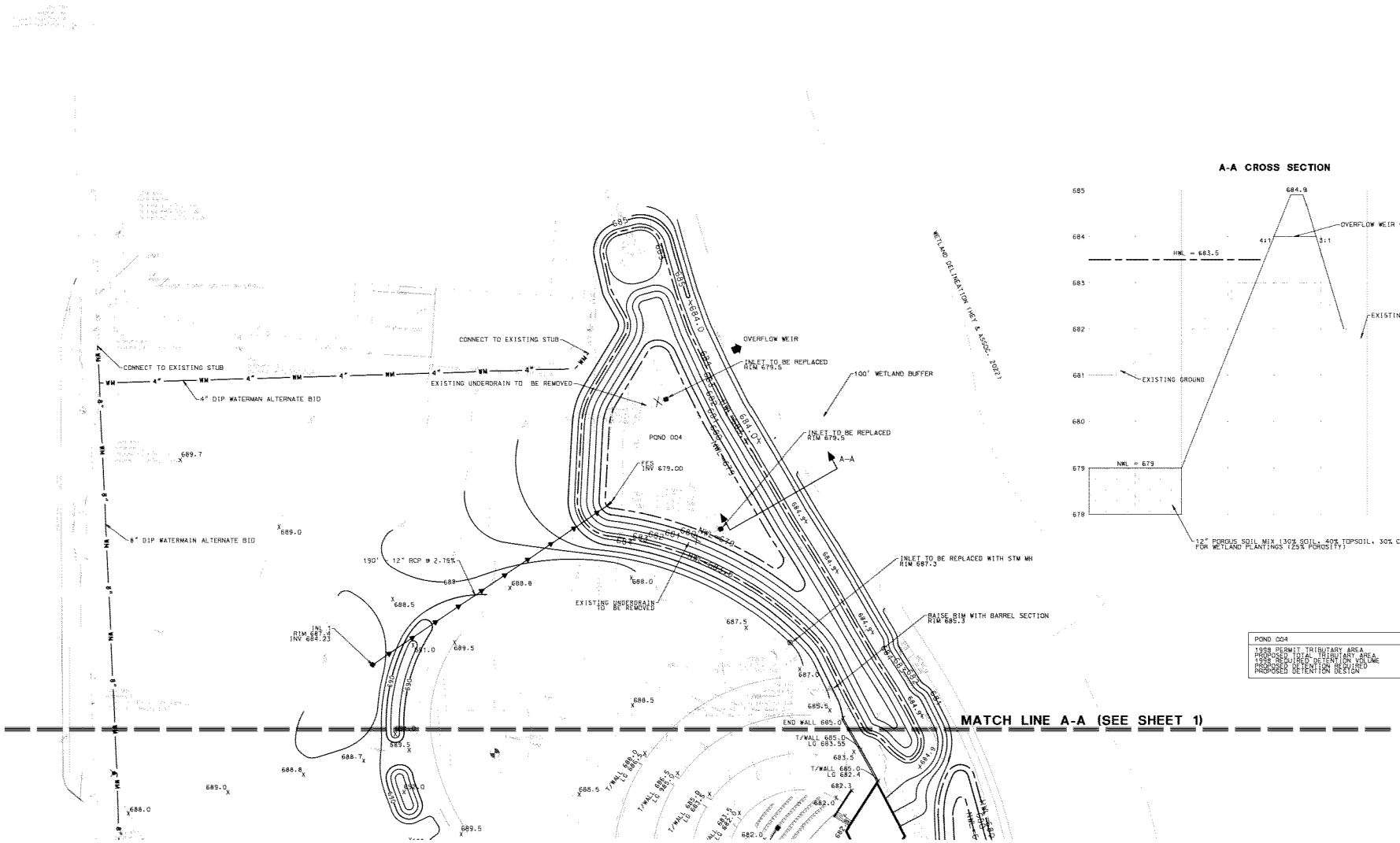

A-A CROSS SECTION

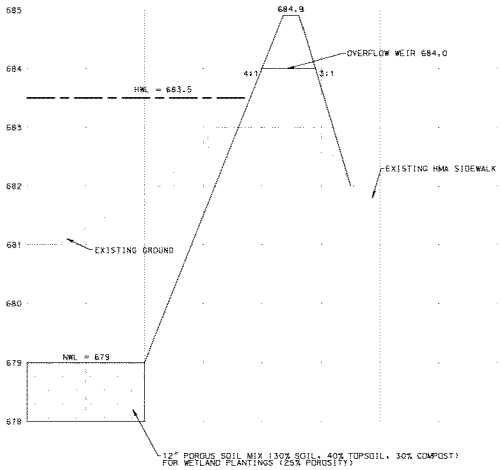

POND 004		
1998 PERMIT TRIBUTARY AREA	2.57 AC	
PROPOSED TOTAL TRIBUTARY AREA	2.944 AC	
1998 REQUIRED DETENTION VOLUME	0.94 AC-FT	@683.88 FT
PROPOSED DETENTION REQUIRED	1.16 AC-FT	
PROPOSED DETENTION DESIGN	1.42 AC-FT	@683.5 FT

Mackie Consultants, LLC
9575 W. Higgins Road, Suite 500
Rosemont, IL 60018
(847)696-1400
www.mackieconsult.com

CLIENT:
BUFFALO GROVE PARK DISTRICT
530 BERNARD DRIVE
BUFFALO GROVE, ILLINOIS 60089
PHONE: 847.850.2100
FAX: 847.459.5741

DATE	DESCRIPTION OF REVISION	BY
10/21/22	REVISED PER VILLAGE COMMENTS	JK

DESIGNED	JK
DRAWN	MYC/JK
APPROVED	SRK
DATE	9/26/22
SCALE	1"=30'

PRELIMINARY ENGINEERING PLAN
MIKE RYLKO AMPHITHEATER
BUFFALO GROVE, ILLINOIS

SHEET 2 OF 2

PROJECT NUMBER: 4254

© MACKIE CONSULTANTS LLC, 2022

ILLINOIS FIRM LICENSE 184-002694

Attachment: Exhibit B Plan Set (Q-2023-11 : Ordinance Approving Amendment to Prelim Plan and Special Use with Variation at 9s1 McHenry)

NOTES

1. 2020 AERIAL PHOTOGRAPHY FROM LAKE COUNTY GIS
SOURCE: ESRI, MAXAR, EARTHSTAR GEOGRAPHICS, AND THE GIS USER COMMUNITY

Mackie Consultants, LLC
9575 W. Higgins Road, Suite 500
Rosemont, IL 60018
(847)696-1400
www.mackieconsult.com

CLIENT:
BUFFALO GROVE PARK DISTRICT
530 BERNARD DRIVE
BUFFALO GROVE, ILLINOIS 60089
PHONE: 847.850.2100
FAX: 847.459.5741

DATE	DESCRIPTION OF REVISION	BY

DESIGNED	SRK
DRAWN	JK
APPROVED	SRK
DATE	10/13/2022
SCALE	1" = 80'

PARKING STALL COUNT EXHIBIT
MIKE RYLKO AMPHITHEATER
BUFFALO GROVE, ILLINOIS

SHEET 1 OF 1
PROJECT NUMBER: 4264

Attachment: Exhibit B Plan Set (O-2023-11 : Ordinance Approving Amendment to Prelim Plan and Special Use with Variation at 951 McHenry)

Common Name	Scientific Name	Rating	Size	Key/Significant	Number	To be Removed "X"	Number of Replacements Needed
Pear	*Pyrus*	Good	12"	Significant	#1		
Hackberry	*Celtis occidentalis*	Fair	12"	Significant	#2		
Pear	*Pyrus*	Good	14"	Significant	#3		
Pear	*Pyrus*	Good	14"	Significant	#4		
Pear	*Pyrus*	Good	12"	Significant	#5		
Hop Hornbeam	*Ostrya virginiana*	Fair	12"	Significant	#6		
Red Maple	*Acer Rubrum*	Good	12"	Significant	#7		
Hackberry	*Celtis occidentalis*	Good	4"		#8	X	
Kentucky Coffeetree	*Gymnocladus dioicus*	Good	6"		#9	X	
Pear	*Pyrus*	Good	14"	Significant	#10	X	7
Autumn Blaze	*Acer freemanii*	Good	12"	Significant	#11	X	6
Ash	*Fraxinus*	Poor	14"	Significant	#12	X	
Gingko	*Ginko biloba*	Fair	2"		#13	X	
Autumn Blaze	*Acer freemanii*	Good	10"		#14		
Pear	*Pyrus*	Good	12"	Significant	#15		
Ash	*Fraxinus*	Poor	12"	Significant	#16	X	
Dead	N/A	Dead	12"	Significant	#17	X	
Autumn Blaze	*Acer freemanii*	Good	12"	Significant	#18		
White Spruce	*Picea glauca*	Good	10"		#19	X	
White Spruce	*Picea glauca*	Good	12"	Significant	#20	X	6
White Spruce	*Picea glauca*	Good	10"		#21	X	
White Spruce	*Picea glauca*	Fair	10"		#22	X	
White Spruce	*Picea glauca*	Good	10"		#23	X	
White Spruce	*Picea glauca*	Good	10"		#24	X	
White Spruce	*Picea glauca*	Good	10"		#25	X	
White Spruce	*Picea glauca*	Fair	10"		#26	X	
White Spruce	*Picea glauca*	Good	10"		#27	X	
White Spruce	*Picea glauca*	Good	10"		#28	X	
White Spruce	*Picea glauca*	Good	12"	Significant	#29	X	6
White Spruce	*Picea glauca*	Good	12"	Significant	#30	X	6
White Spruce	*Picea glauca*	Fair	8"		#31	X	
White Spruce	*Picea glauca*	Fair	8"		#32	X	
White Spruce	*Picea glauca*	Fair	8"		#33	X	
White Spruce	*Picea glauca*	Fair	8"		#34	X	
						Total Replacement Trees	**31**

TREE RATING NOTES:

Tree Survey and Rating Assignment Limitations/Definitions:

1. Unless otherwise stated all trees are surveyed from ground level using non-invasive visual observation. The disclosure of hidden crown and stem defects, in particular where they may be above a reachable height or covered in ivy or in areas of ground vegetation, or deep snow cannot therefore be expected. The absence of foliage due to fall/winter weather or storm damage may limit the available information.
2. Where trees are located wholly or partially on neighboring private land then said land is not accessed and our inspection is therefore restricted to what can reasonably be seen from within the site. Stem diameters of trees located on such land are estimated.
3. Where poison ivy is attached to the tree trunk, stem diameters will be estimated.
4. Diameter measurements are made at 4.5 feet above the ground (DBH) unless local ordinance requirements dictate different procedures.

Explanation of Tree Ratings.

Good (G) — The tree is typical of the species and may have 1 or 2 minor problems that are not imminently lethal to the tree, and no significant decay or structural problems. The tree may need care in order to minimize the impact of future stress and to ensure continued health. Invasive species will not be graded Good, regardless of their current health or structure

Fair (F) — The tree is not typical of the species and/or is an invasive species and/or has significant problems such as ≥ 20 percent deadwood in the crown, serious decay or structural defect, insects, disease or other problems that can be imminently lethal to the tree or create a hazardous tree if not corrected in a short period of time or if the tree is subjected to additional stress.

Poor (P) — The tree is not typical of the species and/or has over 50 percent deadwood in the crown, major decay or structural problems, is hazardous or is severely involved with insects, disease, or other problems that even if aggressively corrected would not result in the long term survival.

Dead (D) — The tree is 90 percent or more dead. A scratch test of under bark areas might be performed where branches can be reached. Stumps with live sprouts up to 3" diameter are graded Dead or not included on the mapping.

GENERAL NOTES: TREE PROTECTION

1. Tree protection fencing shall be installed prior to any construction on the site. Tree protection fencing shall be installed in all areas effected by construction.
2. Tree protection fencing shall consist of brightly colored (orange) plastic mesh fencing a minimum of 48" in height and securely attached to metal fence posts that are driven into the ground ad spaced no ore than eight fee (8') apart.
3. No encroachment, grading, trenching, filling, compaction, waste dumping, concrete washout, change in soil chemistry, or storage of materials, equipment or vehicles shall occur with the protected fenced areas.
4. Where root two inches (2") in diameter and greater must be severed, the ends shall be cut clearly with supervision or direction of an arborist certified by the International Society of Arboriculture to prevent the onset of decay. If roots are accidentally broken or crushed, the root shall be saw cut above the ragged end. In all cases, the cut roots shall be immediately buried, mulched, or otherwise kept moist to preserve vitality.
5. Tree protection fencing shall remain in place and be maintained by contractor until the completion of construction.

BUFFALO GROVE PARK DISTRICT

Buffalo Grove Park District
530 Bernard Dr.
Buffalo Grove, IL 60089

PROJECT

Mike Rylko Community Park Amphitheater Development & Spray 'N Play Expansion

PROJECT TEAM

uplandDesign ltd
Landscape Architecture & Park Planning
1250 W 18th St, Chicago, Illinois 60608
24042 Lockport St, Plainfield, Illinois 60544
815-254-0091 www.uplandDesign.com

REVISIONS

ORIGINAL ISSUE DATE

P&Z Submittal 27SEP2022

PROJECT NUMBER

1055

SHEET TITLE

Tree Preservation Plan

SHEET NUMBER

2.0

© Copyright 2022 Upland Design Ltd.

Attachment Exhibit B Plan Set (Q-2025-11 - Ordinance Approving Amendment to Prelim Plan and Special Use with Variation at 351 McHenry)

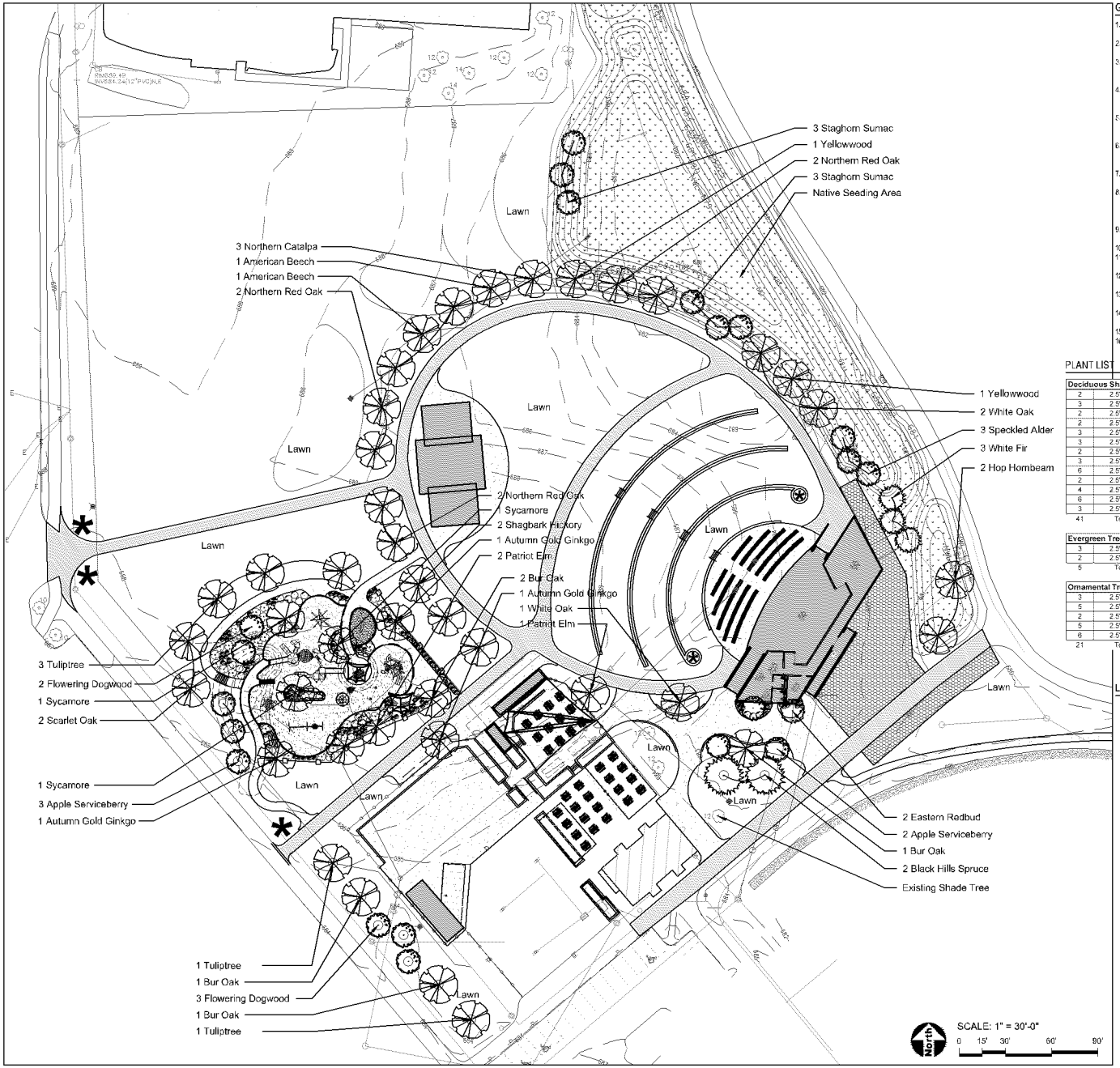

GENERAL NOTES: LANDSCAPE

1. Notes indicated on grading plans shall pertain to landscape plans. Final grade of planting beds shall be as per grading plan.
2. The landscape contractor shall be responsible for making themselves familiar with all underground utilities and structures.
3. All existing plant material and trees shall be saved and protected unless otherwise noted. Contractor to protect new and existing trees and landscaping from damage and shall restore all areas disturbed as a result of construction.
4. Plant material shall be supplied from Northern Illinois nursery stock, shall be dug the planting season it is installed, and shall conform to the American Association of Nurseryman's standards.
5. Plant material shall be size and type specified. Substitution of plant material shall be on a case by case basis and approved in writing by the Owner's Representative. In no case shall plant material be smaller than indicated in the plans.
6. Do not willfully proceed with plantings as designed when it is obvious that obstructions and/or grade differences exist that may not have been known during the design process. Such conditions shall be immediately brought to the attention of the Owner's Representative.
7. All plant material shall be inspected and approved by the Owner's Representative prior to the installation of any and all plant material.
8. Plant locations shall be flagged in field with Owner's Rep. Final location of all plant material shall be subject to approval of the Owner's Representative prior to digging any holes. The landscape contractor is responsible for providing Owner's Representative with 48 hour minimum advance notice prior to planting.
9. Plants shall be watered on the day they are planted and maintained with watering until final acceptance of the project.
10. Apply a pre-emergent as per manufacturer's specification prior to installing mulch.
11. Beds and tree rings (6' diameter) shall have 3" of hardwood shredded mulch applied and a 4" deep spade edge at lawn. Trees that are not located in beds, shall have a tree ring.
12. Landscape plant material shall be guaranteed for 12 months from final acceptance. Any plant 1/3 dead or more shall be replaced under the guarantee.
13. Contractor to prepare landscape beds by roto-tilling 2" of Mushroom Compost into new beds. Do not add compost nor roto-till within drip line of existing trees.
14. Lawn Seeding shall be under favorable weather conditions, and shall follow dates in specification. Turf mixes shall be installed and lawn established at all disturbed areas.
15. Do not overseed into mulch beds, and paving.
16. Contractor shall restore all areas disturbed as a result of construction.

PLANT LIST

Deciduous Shade Trees - Balled and Burlap			
2	2.5" cal.	*Carya ovata*	Shagbark Hickory
3	2.5" cal.	*Catalpa speciosa*	Northern Catalpa
2	2.5" cal.	*Cladrastis kentukea*	Yellowwood
2	2.5" cal.	*Fagus grandifolia*	American Beech
3	2.5" cal.	*Ginkgo biloba 'Autumn Gold'*	Autumn Gold Ginkgo
3	2.5" cal.	*Liriodendron tulipifera*	Tuliptree
2	2.5" cal.	*Ostrya virginiana*	Hop Hornbeam
3	2.5" cal.	*Platanus occidentalis*	Sycamore
6	2.5" cal.	*Quercus alba*	White Oak
2	2.5" cal.	*Quercus coccinea*	Scarlet Oak
4	2.5" cal.	*Quercus macrocarpa*	Bur Oak
6	2.5" cal.	*Quercus rubra*	Northern Red Oak
3	2.5" cal.	*Ulmus 'Patriot'*	Patriot Elm
41	Total		

Evergreen Trees- Balled and Burlap			
3	2.5" cal.	*Abies concolor*	White Fir
2	2.5" cal.	*Picea glauca var. densata*	Black Hills Spruce
5	Total		

Ornamental Trees - Balled and Burlap			
3	2.5" cal.	*Alnus incana subsp. Rugosa*	Speckled Alder
5	2.5" cal.	*Amelanchier x grandiflora*	Apple Serviceberry
2	2.5" cal.	*Cercis canadensis*	Eastern Redbud
5	2.5" cal.	*Cornus florida*	Flowering Dogwood
6	2.5" cal.	*Rhus typhina*	Staghorn Sumac
21	Total		

LEGEND

Shade Tree

Evergreen Tree

Ornamental Tree

Native Seeding Area

BUFFALO GROVE PARK DISTRICT

Buffalo Grove Park District
530 Bernard Dr.
Buffalo Grove, IL 60089

PROJECT

Mike Rylko Community Pa Amphitheater Development & Spray 'N Play Expansion

PROJECT TEAM

uplandDesign |
Landscape Architecture & Park Plann
1250 W 18th St, Chicago, Illinois 60
24042 Lockport St, Plainfield, Illinois 6
815-254-0091 www.uplandDesign.c

REVISIONS

ORIGINAL ISSUE DATE
P&Z Submittal 20OCT

PROJECT NUMBER
1055

SHEET TITLE

Landscape Plan

SHEET NUMBER

2.1

© Copyright

Attachment: Exhibit B Plan Set (O-2023-11 : Ordinance Approving Amendment to Prelim Plan and Special Use with Variation at 951 McHenry)

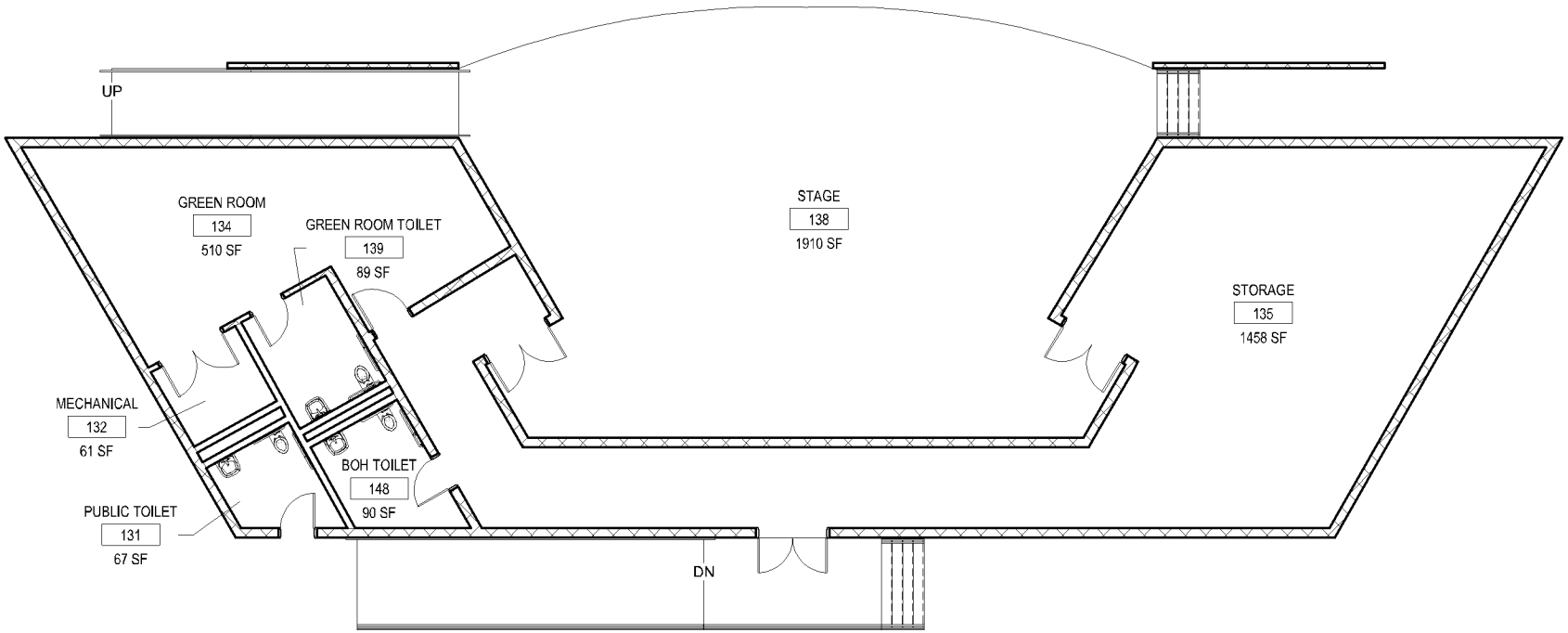

RYLKO PARK AMPHITHEATER

FIRST FLOOR PLAN

1" = 10'-0" N 09.27.22

BUFFALO GROVE PARK DISTRICT

uplandDesign ltd
Landscape Architecture & Park Planning

LEGATARCHITECTS
DESIGN | PERFORMANCE

A hment: Exhibit B Plan Set (O-2023-11 : Ordinance Approving Amendment to Prelim Plan and Special Use with Variation at 951 McHenry)

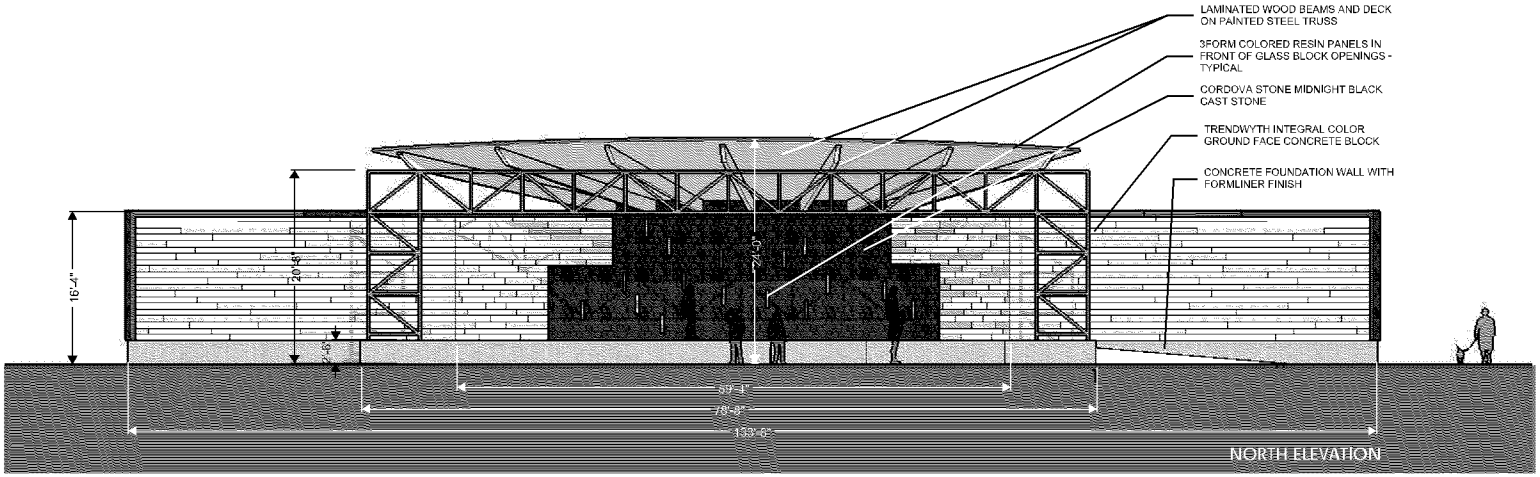

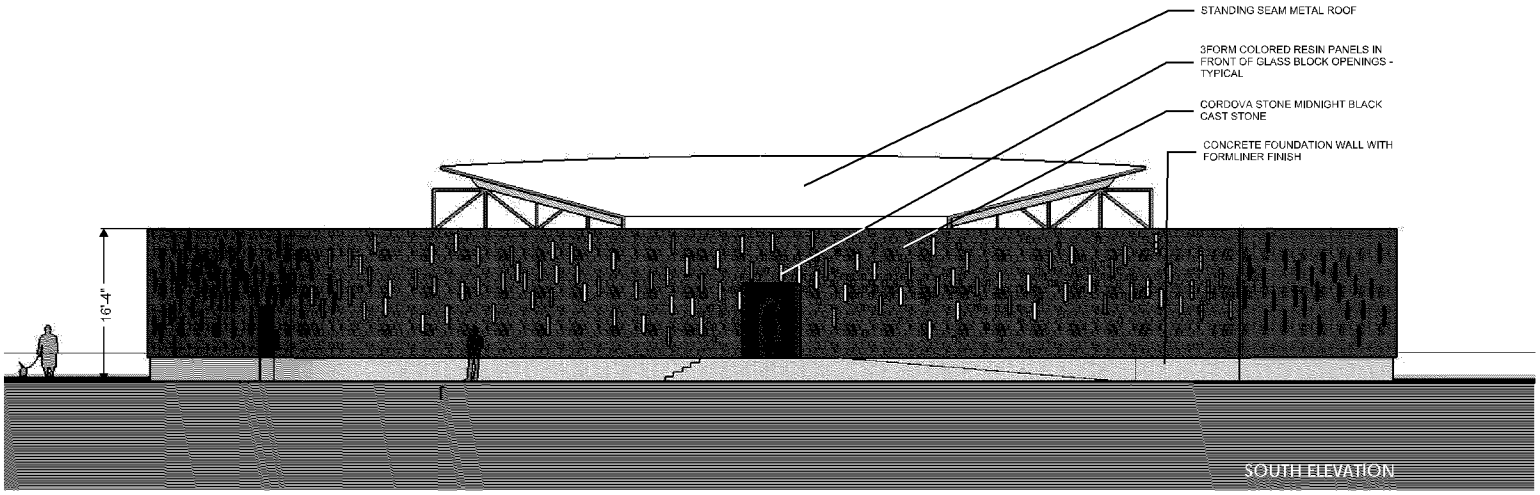

BUFFALO GROVE PARK DISTRICT

RYLKO PARK AMPHITHEATER

NOT TO SCALE

LEGAT ARCHITECTS

DESIGN | PERFORMANCE | SUSTAINABILITY

BUFFALO GROVE PARK DISTRICT

RYLKO PARK AMPHITHEATER
NORTHEAST GROUND
NOT TO SCALE

uplandDesign ltd
Landscape Architecture & Park Planning

LEGATARCHITECTS
DESIGN | PERFORMANCE | SUS





3FORM COLORED RESIN PANELS



GLASS BLOCK OPENINGS



CORDOVA STONE MIDNIGHT BLACK CAST STONE



TRENDWYTH INTEGRAL COLOR GROUND FACEE CONCRETE BLOCK



CONCRETE FOUNDATION WALL WITH FORMLINER FINISH



LAMINATED WOOD BEAMS AND DECK

BUFFALO GROVE PARK DISTRICT

RYLKO PARK AMPHITHEATER

LEGAT ARCHITECTS
DESIGN | PERFORMANCE | SUSTAINABILITY



BUFFALO GROVE PARK DISTRICT

RYLKO PARK AMPHITHEATER
SOUTHWEST AERIAL
NOT TO SCALE

uplandDesign ltd
Landscape Architecture & Park Planning

LEGAT ARCHITECTS
DESIGN | PERFORMANCE | SUS

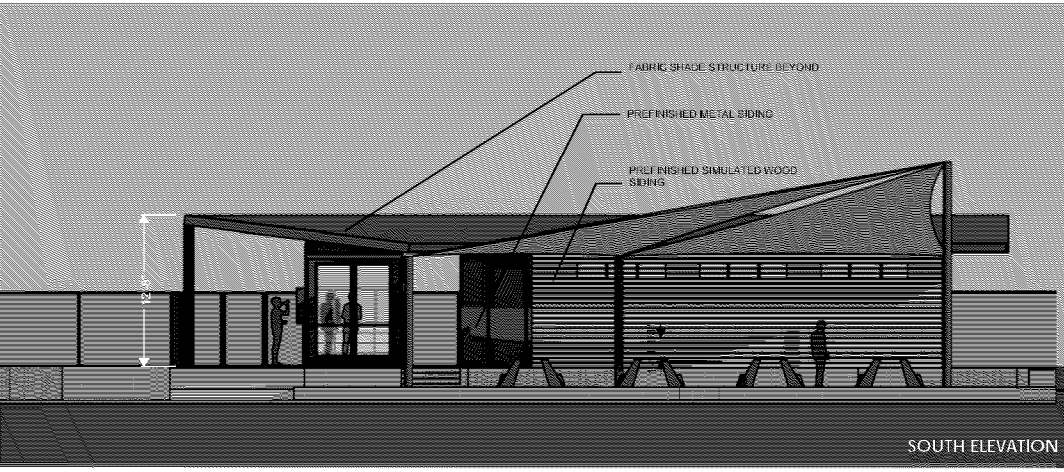

SOUTH ELEVATION

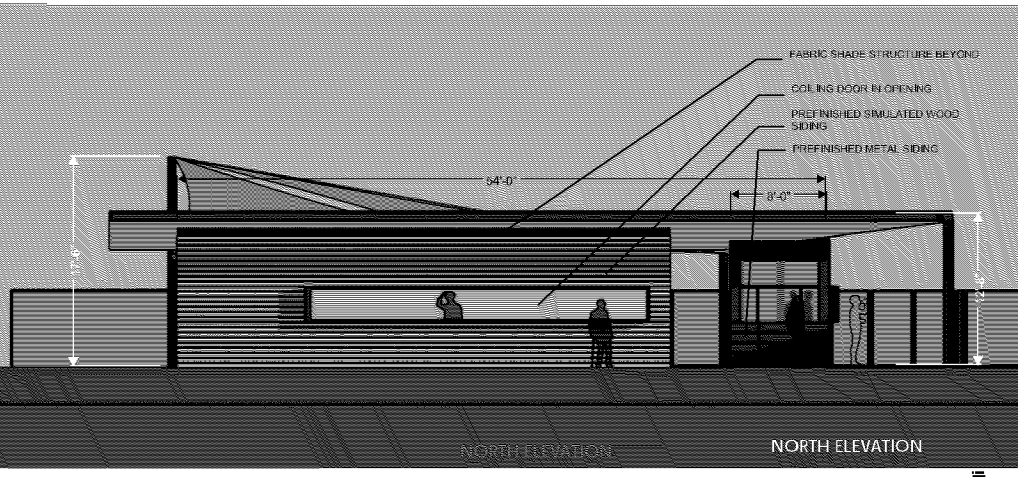

NORTH ELEVATION

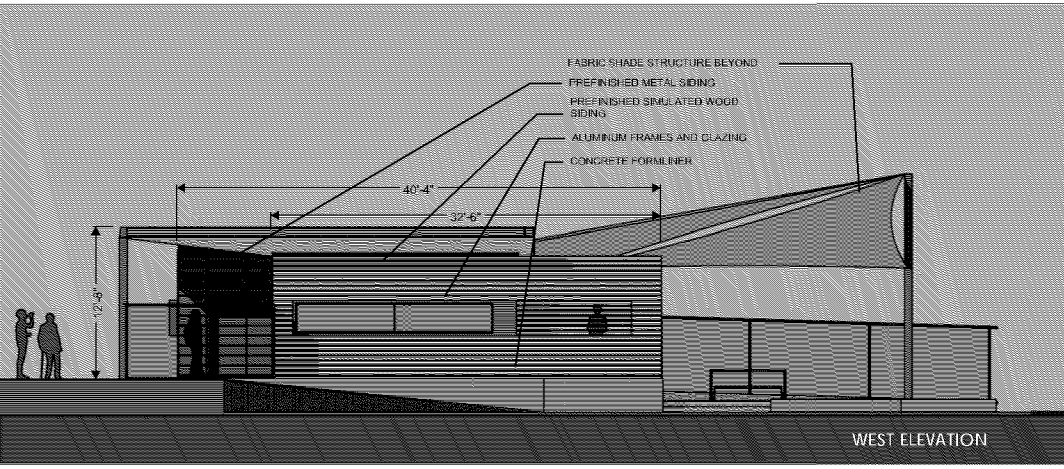

WEST ELEVATION

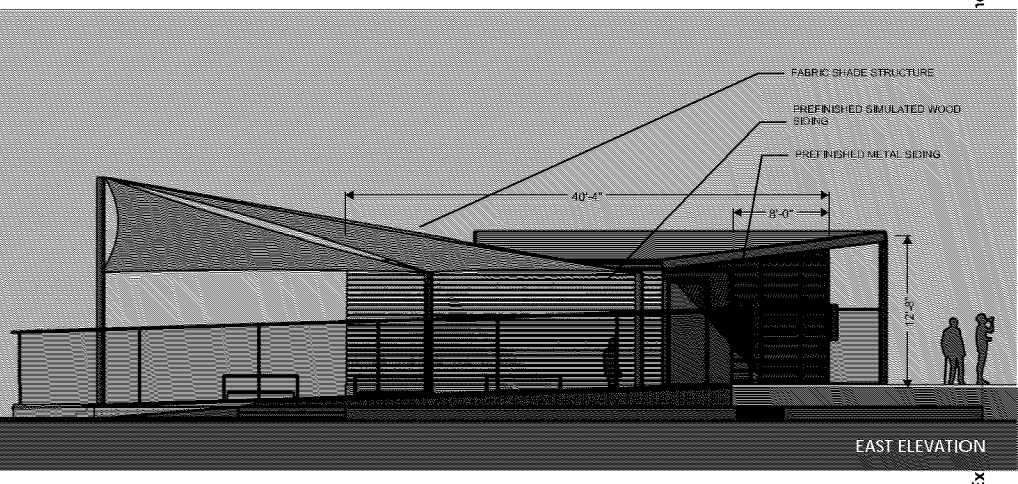

EAST ELEVATION

BUFFALO GROVE PARK DISTRICT

RYLKO PARK SPRAY AND PLAY

NOT TO SCALE

LEGAT ARCHITECTS

DESIGN | PERFORMANCE | SUSTAINABILITY

Attachment: Exhibit to Preliminary Amendment to Preli







BUFFALO GROVE PARK DISTRICT

RYLKO PARK SPRAY AND PLAY

LEGAT ARCHITECTS
DESIGN | PERFORMANCE | SUSTAINABILITY



PREFINISHED SIMULATED WOOD SIDING
WOOD DECKING



PREFINISHED METAL SIDING



CONCRETE FOUNDATION WALL WITH FORMLINER FINISH

BUFFALO GROVE PARK DISTRICT

RYLKO PARK SPRAY AND PLAY

LEGATARCHITECTS
DESIGN | PERFORMANCE | SUS

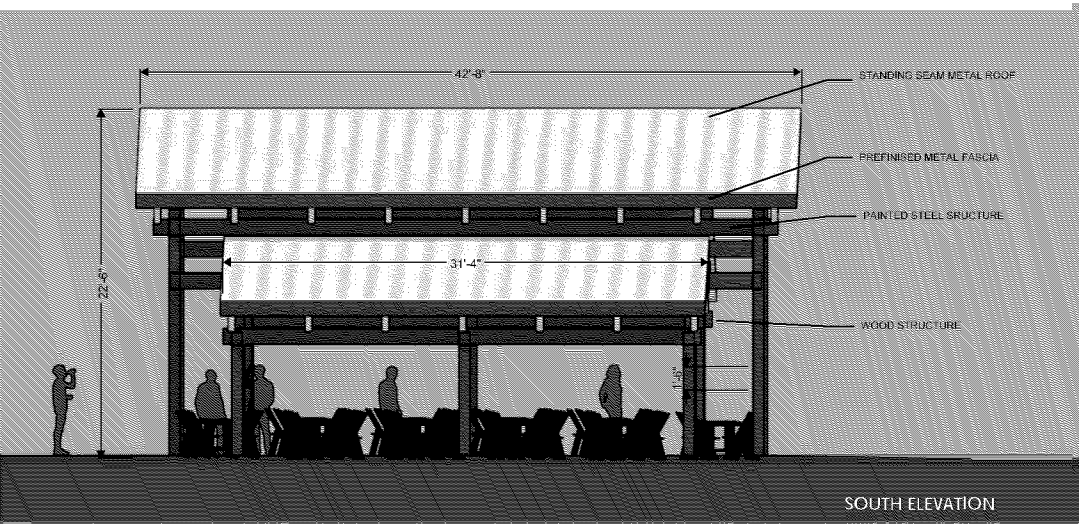

SOUTH ELEVATION

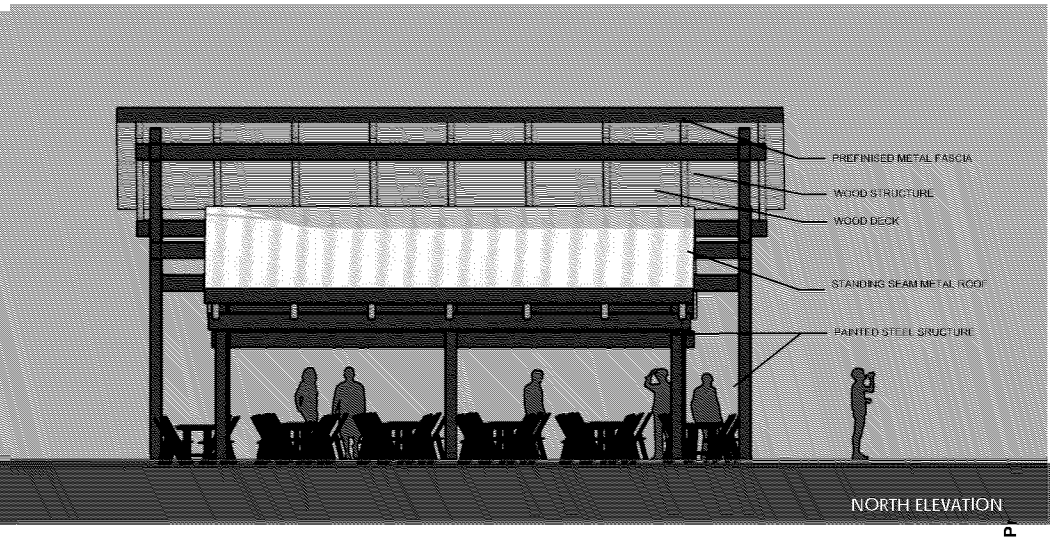

NORTH ELEVATION

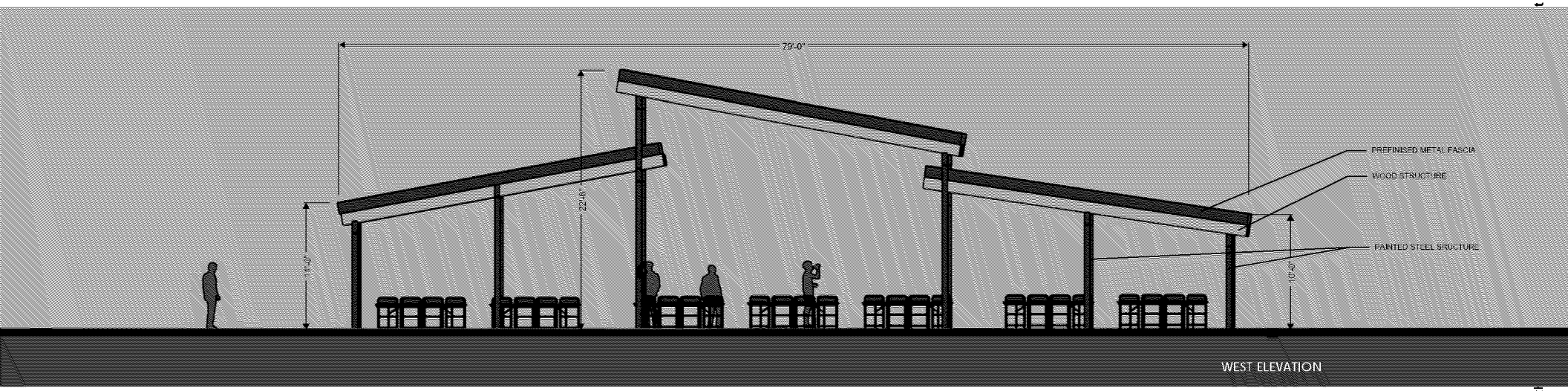

WEST ELEVATION

BUFFALO GROVE PARK DISTRICT

RYLKO PARK PICNIC SHELTER

NOT TO SCALE

LEGAT ARCHITECTS

DESIGN | PERFORMANCE | SUSTAINABILITY



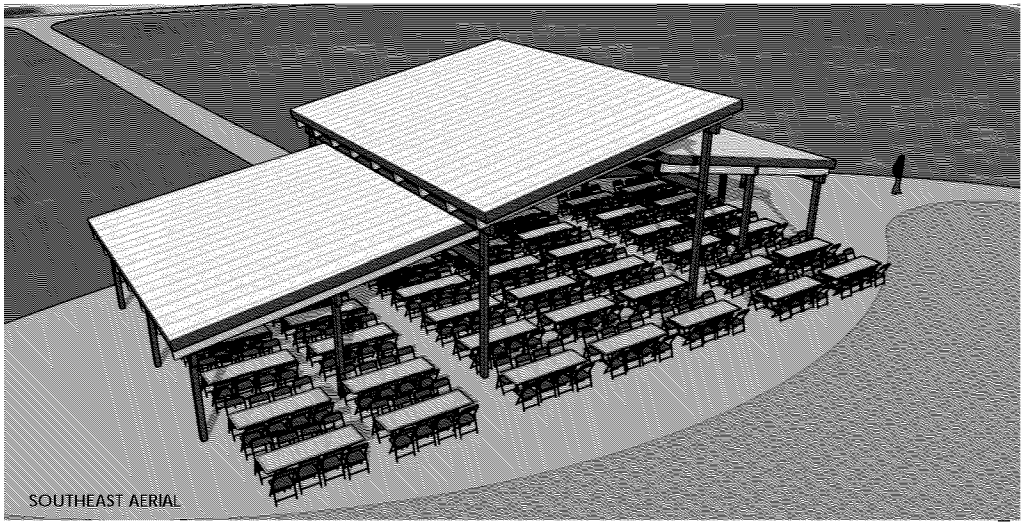

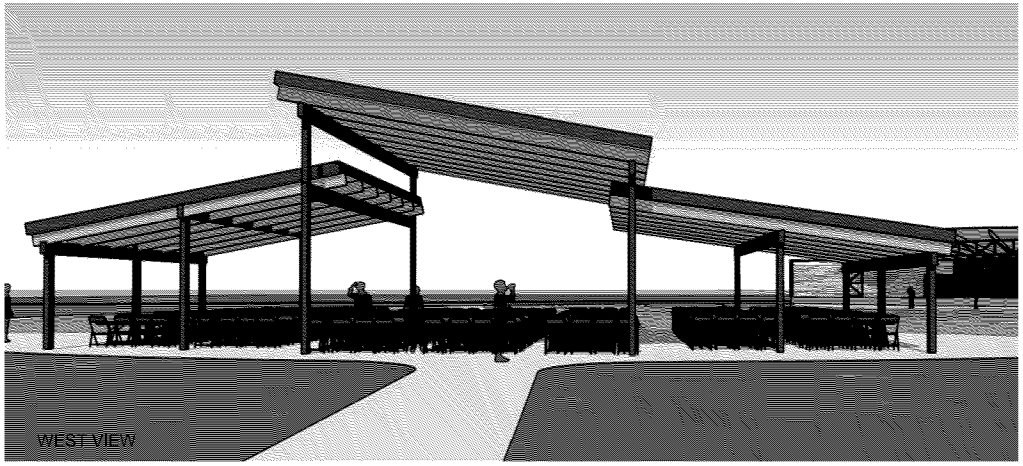

BUFFALO GROVE PARK DISTRICT

RYLKO PARK PICNIC SHELTER

LEGAT ARCHITECTS

DESIGN | PERFORMANCE | SUSTAINABILITY

Attachment: Exhibit to



BUFFALO
GROVE
PARK
DISTRICT

RYLKO PARK PICNIC SHELTER

LEGATARCHITECTS
DESIGN | PERFORMANCE | SUS

BUFFALO GROVE PARK DISTRICT

RYLKO PARK AMPHITHEATER
NORTH GROUND
NOT TO SCALE

uplandDesign ltd
Landscape Architecture & Park Planning

LEGATARCHITECTS
DESIGN | PERFORMANCE | SUS

Pyramid Stacked Logs

5-12 Play Structure with Accessible Ramp

Embankment Slide



Landscape Berm

Concrete Paving with Railings
- 6' Width
- ADA Accessible

Net Climber



Landscape Island

We Go Round

Swings

Sand Surfacing with Log Edging

Caterpillar Climber



Sand Table

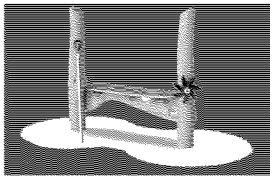

Cantilever Fabric Shade

Landscape Buffer with Split Rail Fence

2-5 Play Structure

Spring Riders



North

SCALE: 1" = 10'-0"

0 5' 10' 20' 30'

BUFFALO GROVE PARK DISTRICT

PLAYGROUND

uplandDesign

September 2, 2022
Copyright 2022
Upland Design Ltd
Project #1055

MIKE RYLKO COMMUNITY PARK

Attachment: Exhibit B Plan Set (O-2023-11 Ordinance Approving Amendment to Prelim Plan and Special Use with Variation at 941 McHenry)

MIKE RYLKO COMMUNITY PARK

5-12 Structure

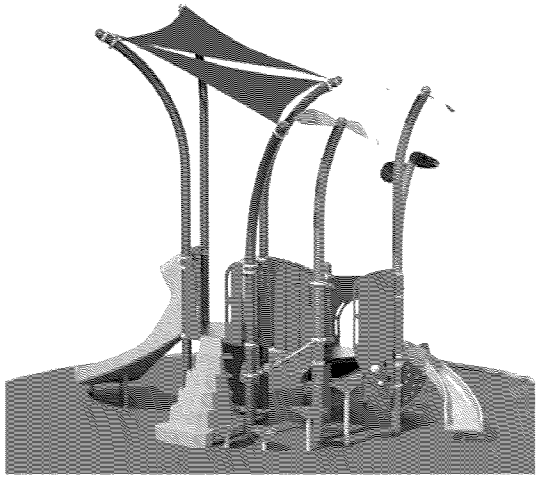

2-5 Structure

BUFFALO GROVE PARK DISTRICT

PLAYGROUND

uplandDesign

July 29, 2022
Project #1055
Copyright 2022
Upland Design Ltd.

Attachment: Exhibit B Plan Set (O-2023-11 Ordinance Approving Amendment to Prelim Plan and Special Use with Variation at 941 McHenry)

Luminaire Schedule - Part numbers are provided by the manufacturer and are only intended to be used as a reference to output and optics used.

Symbol	Qty	Tag	Arrangement	Luminaire Lumens	Arr. Lum. Lumens	Luminaire Watts	Arr. Watts	LLF	Manufacturer	Description
	9	V-VSQ	Single	14439	14439	160	160	0.900	SUN VALLEY LIGHTING	VPR-EA30-VLED-VSQ-100LED-525mA-40K
	6	V-IV	Single	13385	13385	160	160	0.900	SUN VALLEY LIGHTING	VPR-EA30-VLED-IV-100LED-525mA-40K

Calculation Summary

Label	CalcType	Units	Avg	Max	Min	Max/Min	Avg/Min	Description
PARK LIGHTING_Planar	Illuminance	Fc	1.62	5.6	0.0	N.A.	N.A.	READINGS TAKEN @ GRADE LEVEL

Luminaire Location Summary

LumNo	Tag (Qty)	Mtg Ht	Orient	Tilt
1	V-IV (1)	15	318	0
2	V-IV (1)	15	237	0
3	V-IV (1)	15	215	0
4	V-IV (1)	15	101	0
5	V-IV (1)	15	101	0
6	V-IV (1)	15	265	0
7	V-VSQ (1)	15	84	0
8	V-VSQ (1)	15	311	0
9	V-VSQ (1)	15	310	0
10	V-VSQ (1)	15	50	0
11	V-VSQ (1)	15	307	0
12	V-VSQ (1)	15	304	0
13	V-VSQ (1)	15	313	0
14	V-VSQ (1)	15	342	0
15	V-VSQ (1)	15	304	0

PARKING LOT DESIGN GUIDE

APPLICATION AND TASK	MAINTAINED HORIZONTAL AVERAGE (FC)	MAINTAINED HORIZONTAL RANGE (FC)	MAINTAINED VERTICAL AVERAGE (FC)	MAINTAINED VERTICAL RANGE (FC)	MAXIMUM AVG:MIN	MAXIMUM MAX:MIN
PARKING (UNCOVERED) ZONE 3 (URBAN)	1.5	0.75 - 3	0.8	0.4 - 1.6	4:1	15:1
PARKING (UNCOVERED) ZONE 2 (SUBURBAN)	1	0.5 - 2	0.6	0.3 - 1.2	4:1	15:1
SAFETY (BUILDING EXTERIOR)	1	0.5 - 2	-	-	FOR SECURITY ISSUES RAISE AVG. TO 3	

SIMPLIFIED RECOMMENDATIONS BASED ON IES "THE LIGHTING HANDBOOK" 10TH EDITION AND IES RP-20-14.
INDIVIDUAL APPLICATIONS WILL DETERMINE SPECIFIC RECOMMENDATIONS. PLEASE REFER TO THE MOST RECENT HANDBOOK FOR A MORE DETAILED EVALUATION AND ADDITIONAL APPLICATIONS. THESE RECOMMENDATIONS DO NOT SUPERCEDE ANY APPLICABLE CODES.

NOTES

PG-ENLIGHTEN IS NEITHER LICENSED NOR INSURED TO DETERMINE CODE COMPLIANCE. CODE COMPLIANCE REVIEW BY OTHERS.

ANY VARIANCE FROM REFLECTANCE VALUES, OBSTRUCTIONS, LIGHT LOSS FACTORS OR DIMENSIONAL DATA WILL AFFECT THE ACTUAL LIGHT LEVELS OBTAINED.

THIS ANALYSIS IS A MATHEMATICAL MODEL AND CAN BE ONLY AS ACCURATE AS IS PERMITTED BY THE THIRD-PARTY SOFTWARE AND THE IES STANDARDS USED.

FIXTURE TYPES AND QUANTITIES MAY CHANGE BASED ON UNKNOWN OBSTRUCTIONS OR FIELD CONDITIONS. THESE CHANGES MAY RESULT IN AN INCREASED QUANTITY OF FIXTURES.

FIXTURE TYPES AND QUANTITIES BASED ON PROVIDED LAYOUT AND DRAWINGS ARE FOR REFERENCE ONLY. TYPES AND QUANTITIES MAY CHANGE WITH FUTURE REVISIONS.

CALCULATION GRID VALUES 10'-0" O.C.

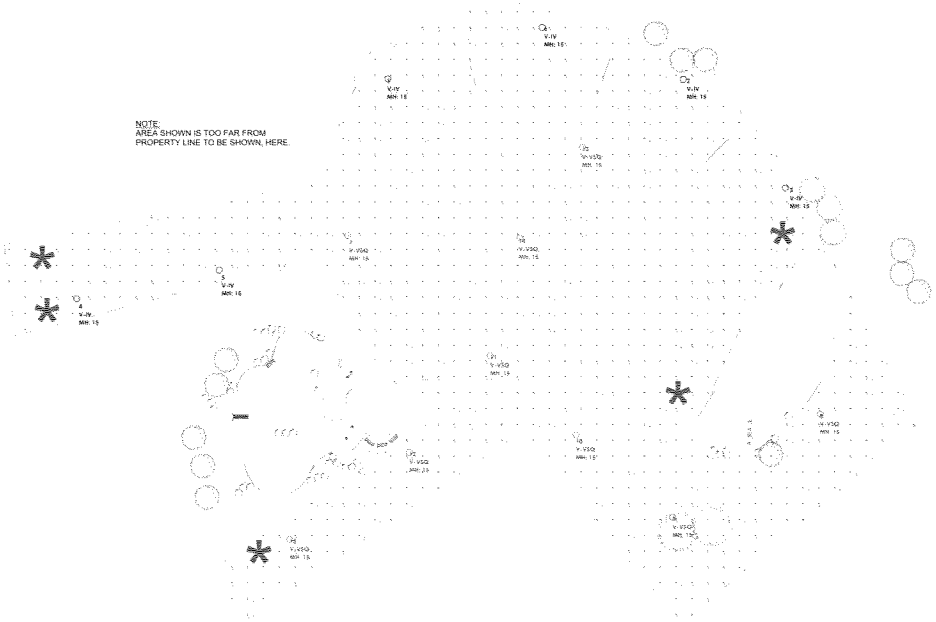



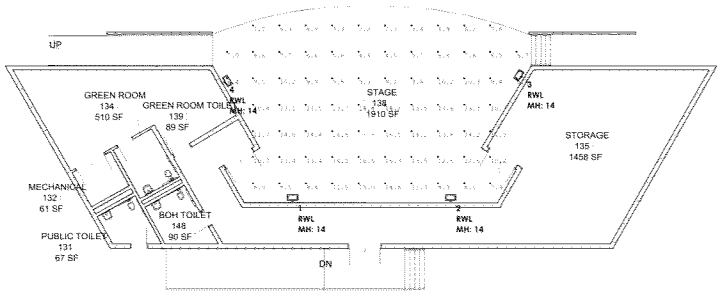

Luminaire Schedule - Part numbers are provided by the manufacturer and are only intended to be used as a reference to output and optics used.

Symbol	Qty	Tag	Arrangement	Luminaire Lumens	Luminaire Watts	LLF	Manufacturer	Description
	4	RWL	WALL	9462	67.2	0.900	WHITEWAY LIGHTING	RWL2-160L-65-4K7-4-U

Calculation Summary

Label	CalcType	Units	Avg	Max	Min	Max/Min	Avg/Min	Description
STAGE FLOOR_Planar	Illuminance	Fc	10.11	16.8	2.2	7.64	4.60	READINGS TAKEN @ 2.5' AFF

Luminaire Location Summary

LumNo	Label	Mtg Ht	Orient	Tilt
1	RWL2-160L-65-4K7-4W	14	90	0
2	RWL2-160L-65-4K7-4W	14	90	0
3	RWL2-160L-65-4K7-4W	14	146.976	0
4	RWL2-160L-65-4K7-4W	14	31.329	0

PG enlighten

DRAWN BY:
Name
email@pg-enlighten.com
941.924.1376

PG CONTACT:
Name
email@pg-enlighten.com
631.327.8988

REVISIONS: 1 2 3

PROJECT NAME:
BUFFALO GROVE RYLKO PARK LIGHTING

CLIENT NAME:
COREY DAUN - AMSCO ENGINEERING

Date: 10/25/22

Page 1 of 2

Scale: 1 inch= 20 Ft.

enlighten

DRAWN BY:
Name
email@pg-enlighten.com
847.926.1376

PG CONTACT:
Name
email@pg-enlighten.com
630.337.8888

REVISIONS: 1 2 3

PROJECT NAME:
BUFFALO GROVE RYLKO PARK LIGHTING

CLIENT NAME:
COREY DAUN - AMSCO ENGINEERING

Date:9/23/2022

Page 2 of 2

TALASKE
SOUND THINKING™

1144 LAKE STREET STE 310, OAK PARK IL 60301
TEL 708.524.2800 FAX 708.524.2818
WWW.TALASKE.COM INFO@TALASKE.COM

site survey report

PROJECT:	Buffalo Grove Parks District – Mike Rylko Amphitheater		
ATTENTION:	Ted Haug	**COMPANY:**	Legat Architects
DATE:	27 September 2022	**TOPIC:**	Site Survey Findings
SENDER:	Hans Michel	**TEL NO:**	708.524.2800

TALASKE performed two noise surveys at the Mike Rylko Park and neighboring areas. Our report includes:

- Results from August 6th typical (non-event) site noise survey
- Results from September 2nd BG Days survey
- Interpretation of noise code
- Amphitheater design recommendations
- Expected results

The new amphitheater site is to be in the same general area of the park as the current BG Days stage location, reoriented and at the opposite end of the field. With recommended measures in place for the new facility we anticipate that events similar to BG Days would have a similar impact on the nearest neighboring properties at mid frequencies, with less bass energy. More typical small events which generate lower sound levels would have less impact on the neighboring properties.

TALASKE
SOUND THINKING

AUGUST 6TH 2022 AMBIENT NOISE SITE SURVEY

Our initial site visit occurred on a typical Saturday with no scheduled event, to measure typical ambient noise along the property line of the Mike Rylko Park along McHenry Road – the nearest residential adjacency to the future Amphitheater Site (see markup below). A long-term calibrated measurement was taken at trees to the north of the Mike Rylko Parkway between Noon and 11pm – hours identified as likely performance times. Spot measurements were taken for 20 minute durations to understand site noise at slightly different locations:

- Across the street (+6 dB)
- 50' back from the permanent measurement (-8 dB)
- At the middle of the parking lot closer to the future Amphitheatre site (+4 dB)

See markup of site below for locations used for reference:

Long duration measurements of site noise are provided below:

TALASKE
SOUND THINKING

Buffalo Grove Parks Department – Amphitheater Project
26 September 2022
Page 3

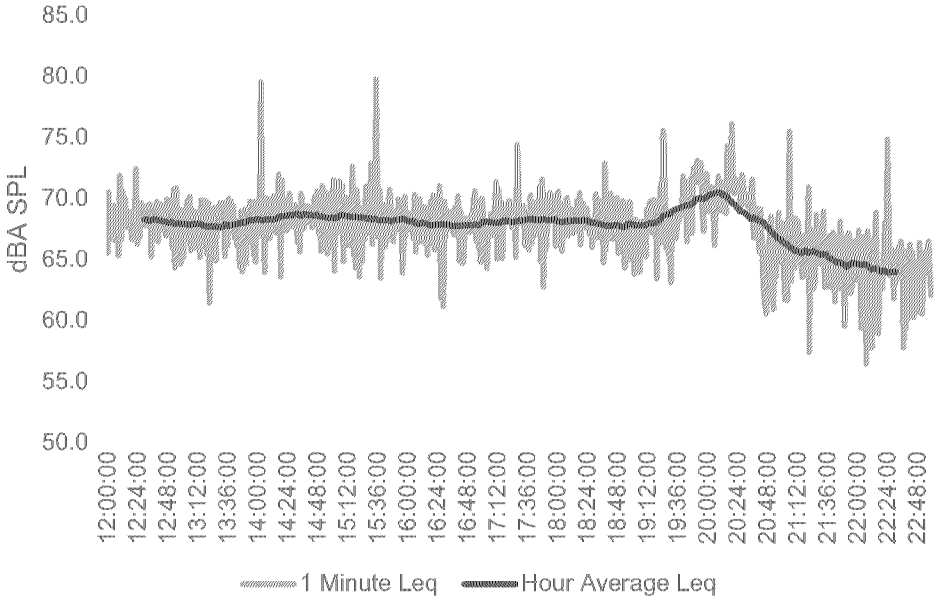

The graph shows 1 minute dBA Leq measurements, as well as the one hour average dBA Leq measurements (extending 30 minutes in the past and 30 minutes in the future). dBA is a metric typically used in noise codes, and is a metric that defines full-frequency sound in a single number. This metric is more sensitive to mid and high frequency ("treble") sound and discounts the contribution of low frequency ("bass") sound. As a rule of thumb, adding 10 dBA is roughly "twice as loud". _eq is the average sound level over an extended period of time.

For this site noise was almost exclusively due to frequent traffic along McHenry Road, with low ambient noise levels in moments when traffic subsided completely. ¯ypical Leq levels were 68 dBA, rising to a peak of 70 dBA at peak rush hour dipping down to 64 dBA at the end of the night. Note that the typical average of 68 dBA was maintained or exceeded through 8:50 PM.

TALASKE
SOUND THINKING

SEPTEMBER 2ND 2022 AMPLIFIED PERFORMANCE SITE SURVEY

We visited the site during BG Days – the annual festival hosted in the park, to understand noise from a heavily amplified event from a temporary stage, especially at the property line along McHenry Road. This visit allowed us to understand sound levels from this event at the property line of the park as well as across the street to understand the current experience at neighboring residences. This also allowed us to experience the loudest type of event anticipated at the future Amphitheater – a heavily amplified rock event. See below for photos and a markup of measurement locations, along with a table with measured dBA Leq sound levels in several typical locations:



TALASKE
SOUND THINKING



Mix Position

Across McHenry Road



Back of Audience

TALASKE
SOUND THINKING

Note that measurement locations are at slightly different locations across the street – the measurement location on BG Days was selected where the performance on stage was most audible, while the location for the long-term site noise measurement was selected as it was directly across the street from the fixed location. These representative measurements are close enough to be useful for comparative analysis.

	Front Row – ~15' from stage	Mix Position – ~70' from stage	Back of Audience – ~300' from stage	McHenry Road Sidewalk – Mike Rylko Park Side	McHenry Road Sidewalk – Residence Side
BG Days Leq	101 dBA	97 dBA	85 dBA	75 dBA	76 dBA
Normal Day Leq				68 dBA	74 dBA

These measurements show that amplified events are very loud, but in the current configuration do not raise the dBA Leq level significantly above that of typical road noise on the sidewalk across the street. Subjectively the sound was mainly audible at low frequencies (Kick Drum "Thumps"), or when traffic subsided. See the graph below for the spectrum of Maximum, Minimum and average (Leq) sound pressure levels measured across the McHenry Road with and without bands playing:

TALASKE
SOUND THINKING

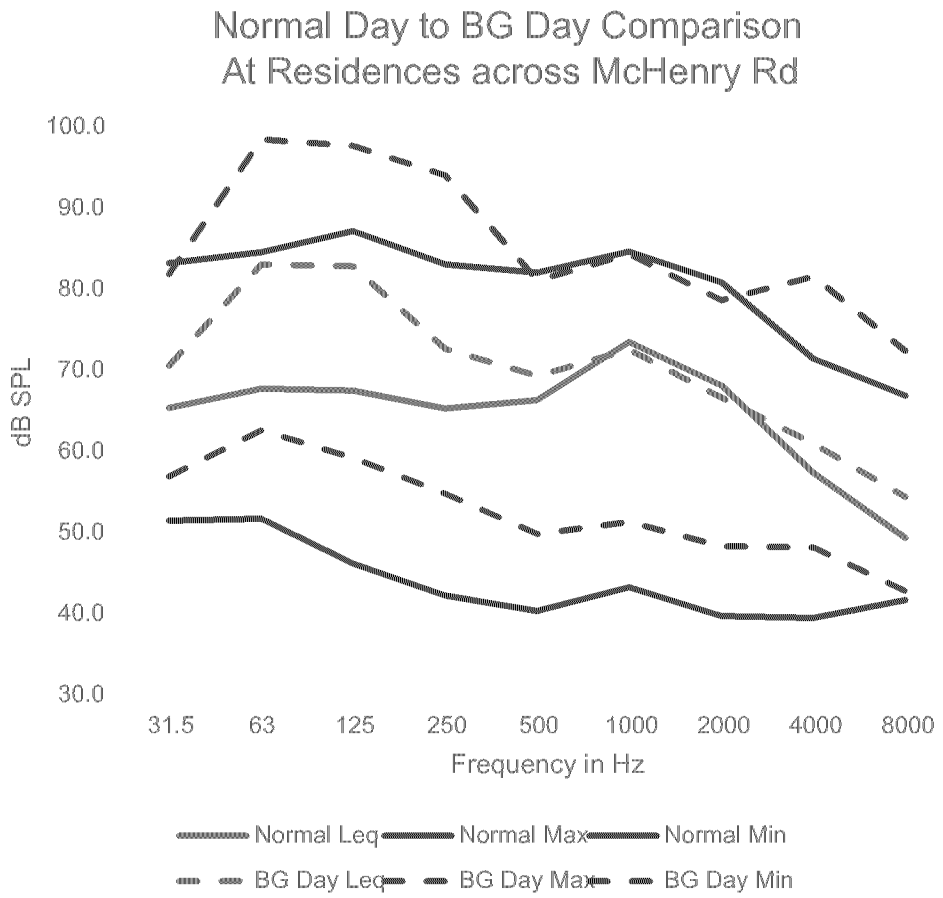

As the graphs show the low frequency levels are 10dB+ higher with bands playing (a doubling of loudness), but by pointing speakers away from the neighbors the mid and high frequency levels are not significantly impacted. The minimum levels on a typical day are quite low, though amplified events maintain a higher level of sound that is clearly audible between car passes.

TALASKE
SOUND THINKING

INTERPRETATION OF NOISE CODE

We have reviewed the Buffalo Grove Village ordinance (retrieved from https://library.municode.com/il/buffalo_grove/codes/code_of_ordinances on 26 September 2022) and found three sections which would appear to apply to noise level limits for events at the park:

Section 9.38.015 – It is unlawful to make or cause to be made any noise or sounds of such volume or of such a nature as to cause annoyance to a reasonable person of ordinary sensibilities.

Section 9.38.020 – It is unlawful to use or operate a sound-amplifying device from 10:30pm to 8:00am Sunday through Thursday and from 12:01am to 8:00am on Friday, Saturday and on holidays, so that the device makes or causes to be made any noise or sounds of such volume or of such a nature as to cause annoyance to a reasonable person of ordinary sensibilities.

Section 5.08.075 – No amusement activity shall use or operate a sound amplification device so that the device produces distinctly and loudly audible sounds beyond the boundary of the property, parcel street or place from which sound originates.

(From 5.08.010 - An "amusement activity" within the terms of this section includes art festivals, concerts, carnivals, circuses, fairs, trade shows, trade amusements, boxing and wrestling exhibitions, traveling shows and any other similar or related type of activity conducted for the furtherance of a business enterprise.)

The criteria defined in section 9 are subjective, except for time limits on the use of amplification systems. We expect that the criteria in Section 5 is the most applicable portion of code for amplified performances. While technical definitions are not provided we interpret this as follows:

- We anticipate that reviewing sound levels with dBA is appropriate, as this is the conventional metric used to define noise levels in municipal noise codes.
- The limit or "distinctly and loudly audible sounds" would not restrict activities which are audible, but those which are loudly audible. A reasonable interpretation is that any sound level from amplified activity at adjacent residences could be as loud as the ambient noise levels from other sources (especially traffic). Event sound would not be "inaudible" but would raise the total sound level by up to 3 dBA above existing ambient.

TALASKE
SOUND THINKING

- The location "beyond the boundary of the property" would be the sound levels measured at the opposite side of McHenry Road.

As the ambient sound levels were 6 dB higher on the opposite side of the road as compared to within the park this would restrict sound levels from the new amphitheater reaching the residences to 74 dBA over most of the day, up to 76 dBA during rush hour then down to 70 dBA after 9:00 PM. Note that measured noise levels across the street, as measured during an event, would be up to 3 dBA above these levels. Again, this is because the total noise level is a combination of event noise and non-event/traffic noise.

We also interpret that the project would be subject to special authorization per 17.28 – special uses, and thus further discussion may be warranted. Please advise if any other portion of the code we have not interpreted to be applicable would potentially apply to this project, or if any further analysis is requested. Note that TALASKE cannot provide legal advice. Council for the Park District should confirm our interpretation of the applicable noise ordinances.

AMPHITHEATER DESIGN RECOMMENDATIONS

The future amphitheater site is further from McHenry Road – with a stage ~600' from the nearest residences. While increased distance is beneficial, the stage is oriented facing McHenry Road, and as such careful consideration will be necessary to minimize the sound which reaches the opposite side of McHenry Road.

The amphitheater is intended to be designed with a stage and infrastructure only, with audio systems on an event-by-event basis as provided by performers. We understand there will be a variety of performance types – school orchestra and bands, community theater, dance, recitals, and rock band performers similar to BG Days. We anticipate that most of these uses will be significantly quieter than BG Days, and therefore provide recommendations for a performance as or similar to BG Days – a "worst case" event.

TALASKE
SOUND THINKING

To address site noise several measures are recommended to be incorporated which will significantly help reduce sound propagation to the property line:

- The site will be graded such that the stage area and nearby seating will be recessed into the earth, with the seating area forward of the stage at +682' which is 7' lower than the rear of the seating area at +689'. This helps reduce sound from stage sources (such as drums and ground-stacked subwoofers).
- We recommend a 6' tall berm beyond the seating area and lawn at the amphitheater, at +695'. This barrier is designed to reduce sound levels from the amphitheater by 5dB+ for a person standing on the opposite side of McHenry Road.

See drawing markup below for anticipated locations of berms around the amphitheater site:

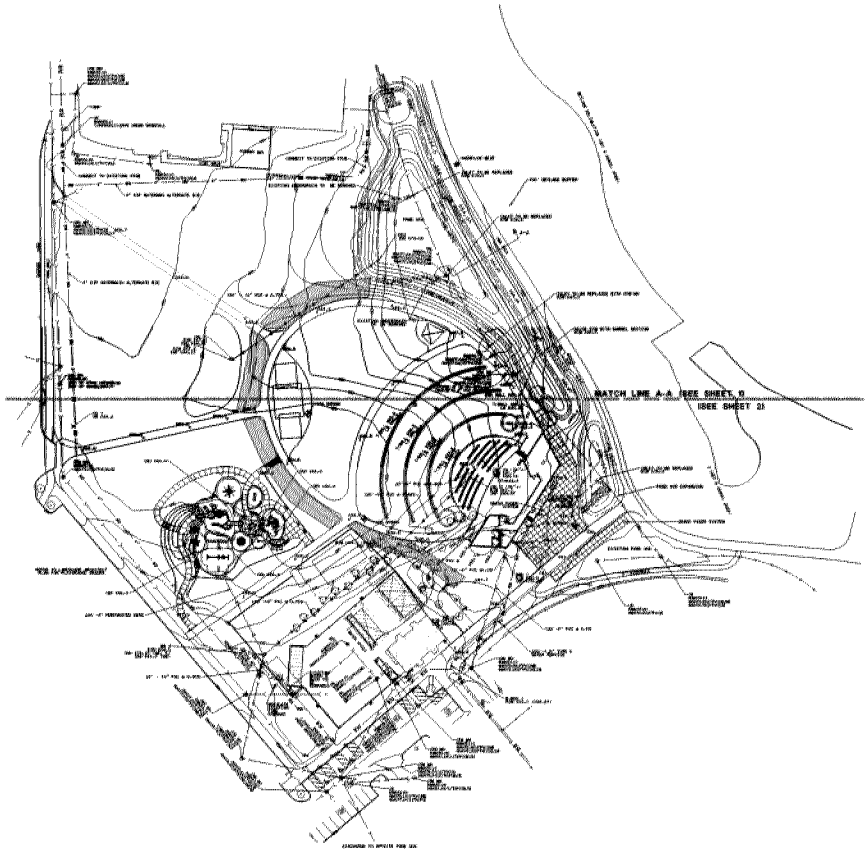

Attachment: Exhibit B Plan Set (O-2023-11 : Ordinance Approving Amendment to Prelim Plan and Special Use with Variation at 951 McHenry)

TALASKE
SOUND THINKING

For events where audio systems are only set as loud as necessary for audience members to hear the berm would provide additional benefit – reducing road noise 10+ dBA. With a lower noise floor at the audience area audio systems would not need to be set as loud to overcome ambient noise during events.

For the berm to contain high sound levels for heavily amplified events there are some requirements for the Audio system to provide appropriate performance:

- The audio system must not exceed 97 dBA Leq at a mix position 70' in front of the stage. To ensure compliance, we recommend a "rider" requirement that all shows must use a realtime sound level monitor, such as the 10EaZy system. https://www.10eazy.com
- The top of the audio system must not exceed 15' above the lowest seating area, or +697'.

EXPECTED RESULTS

See below for the calculated spectrum at the adjacent residences from an event identical to the BG Days event with the measures from the previous section incorporated. Actual measurement spectra of Leq levels are provided as well, for reference.

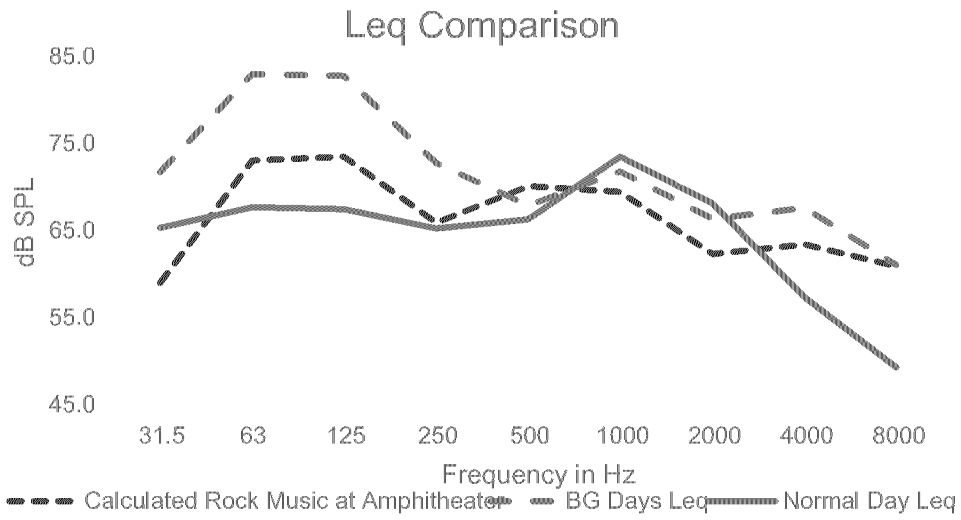

TALASKE
SOUND THINKING

The calculated level is equivalent to typical ambient conditions – 74 dBA – and would raise total levels up to 77dBA. This would be only 1 dB higher than current BG Days events and within our interpretation of the noise code requirements. While the mid frequency sound levels are slightly higher, the low frequency levels will be significantly reduced, resulting in a significantly less audible "thump" and slightly more audible vocal / guitar lines as compared to BG Days. Note this assumes music content similar to BG Days – other music styles (e.g. House/EDM) could have significantly higher "bass" levels.

Please note that the additional measures or best practices could be considered for even better results:

- Audio systems could be directed as low as possible, to minimize the amount of high frequency sound which reaches the top of the berm.
- Heavily amplified events could be further restricted to not go past 9pm, except for special events (i.e. BG Days). Note that current events are anticipated to end by 11pm on Saturdays, while code requires a midnight end time to Events on Friday and Saturday.
- Rental/touring audio systems have widely varying design, and hence different community noise levels. A permanently installed distributed audio system could be provided, which would allow for more speakers closer to audience members throughout the Amphitheater seating area. By virtue of having multiple quieter sound sources carefully directed at audience members, this system would have the potential of further reducing sound levels from events another 6-3 dB at the adjacent properties without reducing sound levels for events. Hardware could be incorporate to prevent this system from being capable of creating sound levels which would exceed pre-established limits.

As noted previously the analysis noted in this report is to understand site conditions and define recommendations for the loudest events. Many events will be significantly quieter, and would approach inaudibility at the adjacent properties.

TALASKE
SOUND THINKING

Please do not hesitate to call or email with any questions or comments.

Thank you,

Hans Michel
Acoustics Consultant

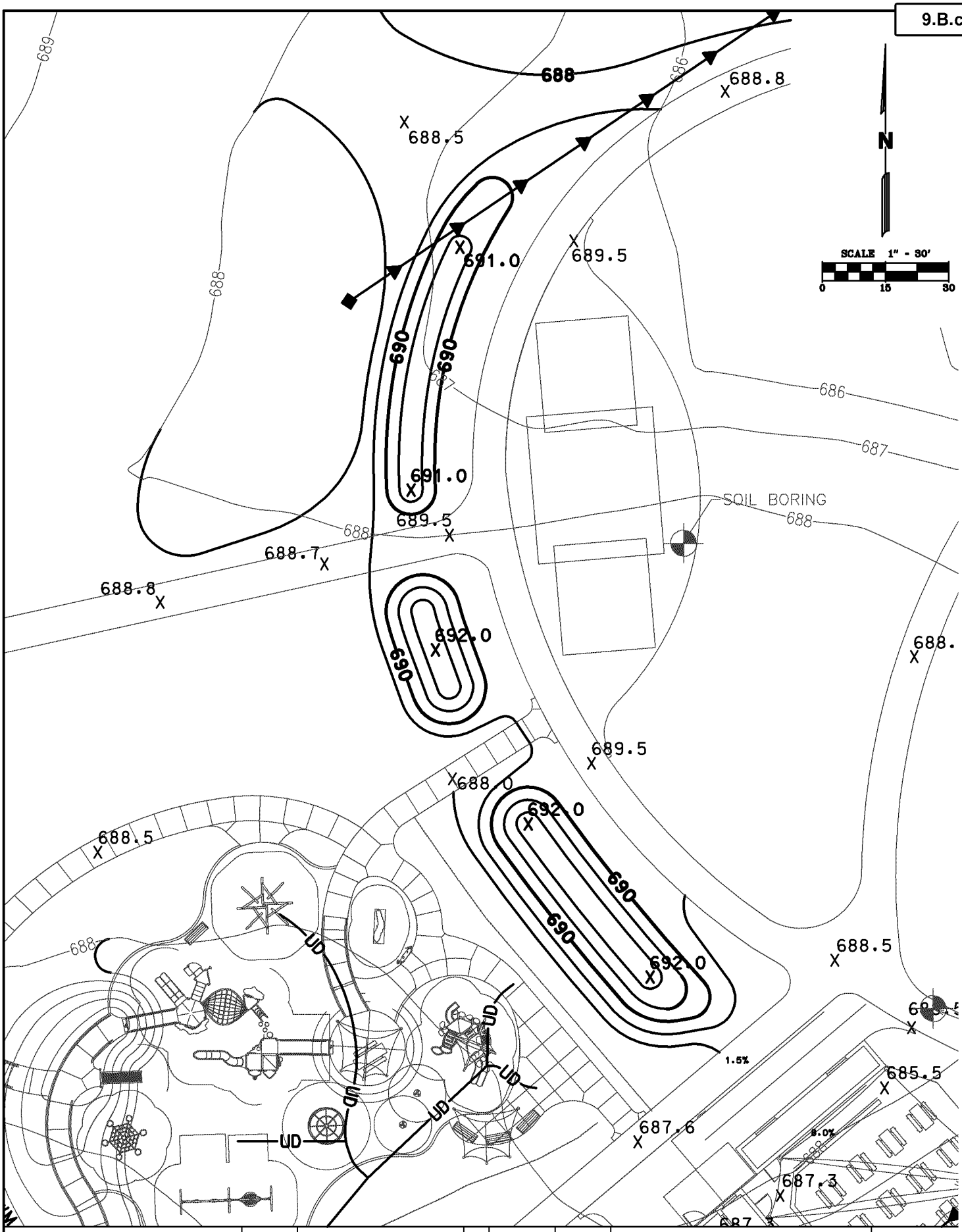

Mackie Consultants, LLC
9575 W. Higgins Road, Suite 500
Rosemont, IL 60018
(847)696-1400
www.mackieconsult.com

DATE	DESCRIPTION OF REVISION	BY

LOT	N/A
DESIGNED	SRK
DRAWN	JK
APPROVED	SRK
DATE	10/20/2022
SCALE	1" = 30'

BERM GRADING EXHIBIT
MIKE RYLKO
AMPHITHEATER
BUFFALO GROVE, ILLINOIS

SHEET 1 OF 1

PROJECT 4254

10/20/2022 2:20:01 PM
H:\4254 Lindsay Berm Grading Exhibit.dgn

Kenig,Lindgren,O'Hara,Aboona,Inc.

9575 West Higgins Road, Suite 400 | Rosemont, Illinois 600
p: 847-518-9990 | f: 847-518-998

MEMORANDUM TO: Michael Maloney
Buffalo Grove Park District

FROM: Luay R. Aboona, PE, PTOE
Principal

DATE: September 27, 2022

SUBJECT: Mike Rylko Community Park Revitalization Project
Buffalo Grove, Illinois

This memorandum summarizes the results and findings of a site traffic evaluation conducted by Kenig, Lindgren, O'Hara, Aboona, Inc. (KLOA, Inc.) for the proposed Mike Rylko Community Park Revitalization Project located in Buffalo Grove, Illinois. The park is located in the southeast quadrant of the intersection of McHenry Road (IL 83) with Deerfield Parkway and currently contains a fitness center, a splash pad, baseball fields, and a sports dome with four playing fields that are accessed off McHenry Road and Deerfield Parkway. Tennis courts and a skatepark served by a parking lot are accessed off Buffalo Grove Road. As proposed, the plans call for an amphitheater with a capacity of 2,000-3,000 seats and for expanding the splash pad. Parking will be accommodated by the existing parking field with the potential for accommodating additional parking on the grass fields. A copy of the site plan and an exhibit illustrating the location of the park are included in the Appendix.

The purpose of this evaluation is to determine the impact of the traffic generated by the proposed revitalization project on the area roadway system and the adequacy of the proposed access.

Existing Traffic Conditions

The following provides a detailed description of the physical characteristics of the roadways including geometry and traffic control and available average daily traffic volumes along the adjacent area roadways.

McHenry Road (IL 83) is a north-south major arterial with a four-lane divided cross-section that in the vicinity of the site provides two lanes in each direction. At its signalized intersections with Deerfield Parkway and Buffalo Grove Road, McHenry Road provides an exclusive left-turn lane, a through lane, and a shared through/right-turn lane on the northbound and southbound approaches. McHenry Road is under the jurisdiction of the Illinois Department of Transportation (IDOT), carries an Annual Average Daily Traffic (AADT) volume of 19,700 vehicles (IDOT 2021), and has a posted speed limit of 45 miles per hour (mph).

Deerfield Parkway (Lake County A47) is an east-west, four-lane divided roadway along the site's frontage. The west leg of its signalized intersection with McHenry Road is Checker Drive, which is a two-lane roadway. At its signalized intersection with McHenry Road, the Deerfield Parkway approach is striped to provide an exclusive left-turn lane, a through lane, and an exclusive right-turn lane. Deerfield Parkway is under the jurisdiction of the Lake County Division of Transportation (LCDOT), carries an AADT volume of 13,700 vehicles (IDOT 2019), and has a posted speed limit of 35 mph.

Buffalo Grove Road (Lake County W14) is a north-south, four-lane divided roadway that is signalized at its intersections with McHenry Road and Deerfield Parkway, where exclusive left-turn lanes are provided on the northbound and southbound approaches. Buffalo Grove Road is under the jurisdiction of LCDOT, carries an AADT volume of 11,600 vehicles (IDOT 2019), and has a posted speed limit of 40 mph.

Traffic Characteristics of the Proposed Revitalization Project

As indicated earlier, the plans call for the construction of an amphitheater with a capacity of 2,000-3,000 seats and for expanding the splash pad's occupancy from 180 to 300. The amphitheater will become the permanent venue for community festivals such as Buffalo Grove Days as well as hosting celebrations such as Pride, Juneteenth, Diwali, and the Lunar New Year. The facility will also be utilized for hosting concerts which are currently occurring at Willow Stream Park.

The park is currently served by five parking fields providing a total of approximately 881 parking spaces. Four of the parking fields are access off McHenry Road and Deerfield Parkway with the eastern parking field access off Buffalo Grove Road.

The amount of traffic an event can generate will depend on the number of participants and vehicle occupancy. Assuming a maximum attendance of 3,000 people and a vehicle occupancy of 3.0 people per vehicle, the proposed amphitheater is estimated to generation approximately 1,000 trips. It should be noted that this maximum occupancy is likely to be reached during festivals when traffic will be spread out throughout the day. Attendance at concerts is expected to be lower (approximately 1,000), thus generating a lower traffic volume (approximately 300 to 400 trips).

Evaluation

When the estimated peak hour traffic volumes anticipated to be generated by the proposed amphitheater are compared to the existing traffic volumes, the additional traffic will not have a detrimental impact on the area roadways based on the following:

- The traffic will be distributed over several roadways, mainly McHenry Road and Deerfield Parkway, both of which are multi-lane roadways with high carrying capacities.

- During concert events with an average attendance of 1,000 people, the increase in traffic on the adjacent roadways will be approximately three to five percent of the daily traffic.

- During peak events such as festivals, which will normally occur on weekends when traffic on area roadways is lower, the increase in traffic on the adjacent roadways will be in the range of approximately of seven to ten percent.

Access Evaluation

As previously indicated, access will continue to be provided via the existing access drives currently serving the park, which includes the following:

- A main access drive off McHenry Road aligned with Lucinda Court. This access drive provides one inbound lane and two outbound lanes with outbound movements under stop sign control. A southbound left-turn lane is provided on McHenry Road serving this access drive.

- A secondary access drive off McHenry Road (adjacent to the Golf Dome) approximately 1,300 feet south of the main access drive. This access drive provides one inbound lane and two outbound lanes with outbound movements under stop sign control. A southbound left-turn lane is provided on McHenry Road serving this access drive.

- An access drive off Deerfield Parkway aligned with Green Knolls Drive. The access drive provides one inbound lanes and two outbound lanes with outbound movements under stop sign control.

- A secondary access road off Buffalo Grove Road aligned with Hidden Lake Drive. This access drive provides one inbound lane and two outbound lanes with outbound movements under stop sign control. A northbound left-turn lane is provided on Buffalo Grove Road serving this access drive.

The number, location, and design of the access drives ensure that a flexible access system is provided, helping distribute the traffic on multiple roadways, thus reducing congestion and delays. The provision of left-turn lanes on the roadways at the access drives will provide safe ingress for traffic entering the facility and will reduce the impact on through traffic.

Parking Evaluation

As previously indicated, the park currently provides approximately 881 parking spaces, which should be adequate in accommodating concerts and non-peak events. For peak events such as festivals and Buffalo Grove Days, additional parking should be provided within the grass fields which can accommodate an additional 225 parking spaces. This will ensure that adequate parking is readily available, thus minimizing on-site circulation and traffic conflicts.

Traffic Management Plan

To ensure that traffic flow in and out of the parking lots is adequately accommodated and to minimize the impact on area roadways and adjacent neighborhoods, the following is recommended:

- Coordination with Village of Buffalo Grove Police and Fire Departments
- Creation of wayfinding guidance (printed and online) for the public's use
- Implementation of wayfinding signage (portable and permanent)
- Use of traffic management personnel at the access drives and on site
- Accommodation for bicycle parking on site
- Creation of safe pedestrian routes from the adjacent roadways and within the parking lots
- Minimizing other activities at the park during peak events

Conclusion

Based on the proposed plan and the preceding evaluation, the following conclusions and recommendations are made:

- The traffic that will be generated by the proposed amphitheater can be accommodated by the existing roadway system.
- The existing access drives will be adequate in accommodating traffic entering and exiting the site.
- The existing parking supply with the potential use of additional temporary parking will be sufficient to meet the peak parking needs.
- Implementation of the traffic management plan will ensure that traffic generated can be accommodated, especially during peak events.

Appendix

Attachment: Exhibit B Plan Set (O-2023-11 : Ordinance Approving Amendment to Prelim Plan and Special Use with Variation at 951 McHenry)

BUFFALO
GROVE
PARK
DISTRICT

October 28, 2022 VIA email

Ms. Kelly Purvis, AICP
Deputy Community Development Director
Village of Buffalo Grove
50 Raupp Boulevard
Buffalo Grove, IL 60089

RE Mike Rylko Park Improvement Project – 951 McHenry Road, Buffalo Grove
Petition for Preliminary Plan Review (PZC) – Zoning Variation Responses

Dear Ms. Purvis:

We received the Zoning Variation Standards, regarding our petition for preliminary plan review through Planning and Zoning for the Buffalo Grove Park District Mike Rylko Community Park Improvement Project. Please find our responses.

1. ZONING VARIATION COMMENTS:
    a. One Zoning Variation was identified upon review of the formal submittal of plans. A variation will be needed from Section 17.32.030 to allow the amphitheater and rental shelter to exceed the maximum permitted height of 15 feet for an accessory building. Please note, upon review of the information requested in this review letter, additional zoning relief may be required. Please respond to the attached Zoning Variation standards.
        i. The property in question cannot yield a reasonable return if permitted to be used only under the conditions allowed by the regulations of the zoning district in which it is located except in the case of residential zoning districts;
        ii. The plight of the owner is due to unique circumstances;
        iii. The proposed variation will not alter the essential character of the neighborhood.

<u>RESPONSE:</u>
The height of the amphitheater stage will need to exceed the maximum permitted height of 15 feet to accommodate a deeper roof structure, temporary lighting/speakers for performances, and provide optimum acoustics. The height of the rental shelter will need to exceed the maximum permitted height of 15 feet to accommodate a varied roof line for the shelters and ample space under the shelter to provide a better user experience. We

are proposing a permanent stage, in lieu of having to rent temporary structures and offer more availability/flexibility throughout the year. The proposed variations will not alter the essential character of the neighborhood.

Please let us know if you have any questions regarding our responses or if you need any additional information to complete the approval. Thank you very much for your time.

Sincerely,

Michael R. Maloney, LEED AP BD+C, CPO
Buffalo Grove Park District
Superintendent of Development

Attachments: None

MINUTES OF THE REGULAR MEETING OF THE PLANNING AND ZONING COMMISSION OF THE VILLAGE OF BUFFALO GROVE HELD IN THE COUNCIL CHAMBERS, 50 RAUPP BOULEVARD, BUFFALO GROVE, ILLINOIS ON WEDNESDAY, NOVEMBER 16, 2022

Call to Order

The meeting was called to order at 7:30 PM by Chairman Frank Cesario

Public Hearings/Items For Consideration

1. Consideration of an Amendment to the Preliminary Plan and Special Use Granted by Ordinance No. 95-26 and a Variation from Section 17.32 of the Zoning Code to Allow Accessory Structures on the Property to Exceed the 15-Foot Height Limit, All to Allow the Construction of an Amphitheater, a Covered Event Space, Support Structures for the Spray 'N Play Facility, Expansion of the Spray 'N Play Facility and Relocation and Reconstruction of the Playground on the Property Located at 951 McHenry Road (Mike Rylko Park) (Trustee Johnson) (Staff Contact: Kelly Purvis)

Ms. Pervis provided a background on the subject property at 951 McHenry Road, otherwise known as Mike Rylko Park.

Mr. Maloney, Buffalo Grove Park District Superintendent of Development, introduced the team of individuals who helped with the development project.

Mr. Maloney went through the site plan, noting the different facilities that are part of the project including the amphitheater and accessory structures, increase walkability and safety, enhanced splash pad, more inclusive playground, revamped concession and ticket area.

Mr. Howe spoke about the playground noting that it is currently past its useful life. The playground will be larger, more accessible, and a playground that will accommodate a larger age range.

Mr. Maloney spoke about the esthetics and the materials they will be using for the amphitheater structure. They passed around the material.

Com. Au asked about the materials. Who sees that material?

Mr. Maloney said you can see it from the park and on the pathway.

Com. Au asked if it is back lit.

Mr. Maloney said no, but it lights up when there is light in the space.

Com. Moodhe asked if they are fixing the walking path to accommodate traffic.

Mr. Maloney said it will be made larger and redone to accommodate increased foot traffic.

Com. Moodhe asked what size vehicle drive down the path to get to the park, specifically during Buffalo Grove Days.

Mr. Maloney explained the dimensions of the path and what it can and cannot accommodate/

Com. Moodhe stated some of the larger vehicles they have during Buffalo Grove Days, may need more room.

Com. Moodhe asked if there is an exit plan.

Mr. Maloney said the pathway is where you can exit.

Com. Moodhe asked if there is enough room for the crowd.

Mr. Maloney said that with the angle of the amphitheater they have more room to maneuver than before.

Com. Moodhe asked about the maintenance building. What is the status of that project?

Mr. Maloney said they will have to fully renovate the building and upgrade all of the bathroom. Showers are now required for splash pads, where they were not before.

Mr. Howe showed the building that will house the filtration system and mechanics.

Com. Moodhe asked if they are making more changes to the path.

Mr. Maloney spoke about to the mobile com vehicle, stating they would have the room they need.

Com. Moodhe asked if it would affect the farmer's market.

Mr. Maloney said it should not, but it may allow for more opportunity.

Com. Moodhe asked if they worked with the chamber to create their plan.

Mr. Maloney said they had not spoken to the chamber.

Com. Moodhe asked if they considered the BBQ challenge that takes place at the park.

Mr. Maloney said they did not get into the BBQ challenge but said there should be plenty of space and opportunity with the new design to accommodate the BBQ challenge.

Com. Moodhe asked about the sound readings. He asked what the normal sound is for a concert.

Mr. Michel went over the analysis that was done for sound. He talked about the mitigating features that are proposed as well to help with the sound.

Com. Richards asked what the anticipated usage is with the new development.

Mr. Maloney talked about programming they are anticipating with this improved development.

Com. Richards asked staff if there were any calls from the public regarding the project.

Ms. Purvis said no and explained were the notices had been posted.

Com. Khan asked about the stormwater management and disturbed areas.

Mr. Kaminski discussed the stormwater management plan and the plans they reviewed from historical permits. He said they can certainly do a courtesy call to those agencies to make sure everyone knows about the plan.

Chairperson Cesario asked how tall the fitness center is and that the height of the proposed structure.

Mr. Maloney said it was taller than the proposed amphitheater.

Chairperson Cesario asked if they have been talking with BG days committee.

Mr. Maloney said yes.

Com. Moodhe said they have talked with the committee.

Com. Moodhe expressed his concerns over the project and the sound but is excited for the new development.

Chairperson Cesario asked about staff about condition number 4 within the agenda packet.

Ms. Purvis said the PZC can modify to give flexibility.

Chairperson Cesario provided the added language to be added to the motion.

Chairperson Cesario entered the staff report as exhibit 1

Chairperson Cesario entered the Park District presentation as exhibit 2

The Public Hearing closed at 8:24 PM

Com. Khan made a motion to recommend approval to the Village Boarding for the approval of an amendment to the Preliminary Plan and Special Use granted by Ordinance No. 95-26 and a Variation from Section 17.32 of the Zoning Code to allow accessory structures on the property to exceed the 15-foot height limit, all to accommodate the construction of a new amphitheater, covered event space, expanded Spray 'N Play facility and new playground at 951 McHenry Road, subject to the following conditions:

1. *The proposed park improvements shall be constructed in substantial conformance with the*

   plans attached as part of the petition.

2. *The Final Engineering plans shall be submitted in a manner acceptable to the Village.*

3. *A portion of the ADA parking stalls shall be relocated near the accessible route to the event*

   shelter. Plans should be revised as part of the Final Engineering review.

4. *Speakers mounted to the amphitheater structure will be limited as indicated in the noise study,*

   to a height not to exceed 15 feet above the lowest seating area or +697 feet or such other height as administratively determined by the Village and Park District Staff.

5. *Noise levels for events will be kept within the 97 dBA Leq limitation at a position of 70 feet in*

   front of the stage and all shows will use a real-time sound level monitor as recommended by

   the noise study.

6. *Any directional or incidental signage added to the site shall be reviewed administratively by staff.*

Com. Moodhe seconded.

Chairperson Cesario spoke in favor of the motion.

Com. Davis spoke in favor of the motion.

Com. Moodhe spoke in favor of the motion.

RESULT:	**RECOMMENDATION TO APPROVE [UNANIMOUS]**
AYES:	Moodhe, Cesario, Khan, Au, Richards, Davis
ABSENT:	Marc Spunt, Mitchell Weinstein, Neil Worlikar

2. Consideration of a Petition to the Village of Buffalo Grove for Approval of an Amendment to the Underlying Planned Unit Development Approved by Ordinance No. 2006-7 to Allow a 10-Foot Extension of the Existing Communications Tower, Colocation of an Antenna Array and the Installation of Additional Ground Equipment at the Base of the Tower Within the Existing Enclosure at 185 N. Milwaukee Avenue. (Trustee Pike) (Staff Contact: Kelly Purvis)

Ms. Pervis provided background on the proposed changes.

Mr. Camillucci provided additional detail regarding the application for the collocation.

Mr. Gasser briefly explained the leasing agreement of crown castle to carriers. He also explained the maintenance and management of the facility that occurs.

Mr. Gasser address the federal standards that are held. AT&T asked for the minimum high and are only asking for a 3-foot difference.

Com. Richards asked for clarification on the height.

Mr. Gasser said its 100 ft plus 5 ft for the antennas.

Com. Richards asked if we are at max height.

Mr. Gasser said it depends on a lot of things. They would make changes to the structure to ensure it is structurally sound.

Com. Richard said that as it stands now, it will hold.

Mr. Gasser said this structure as analyzed with the additional loading is passing and is at 90 percent.

Com. Khan asked who determines the maximum height of the tower

Mr. Gasser said that the height would depend on what a community would allow and the structural integrity of the tower. They must submit to the federal government for approval.

Com. Khan asked staff if there are height restrictions in the code.

Ms. Pervis said yes and reviewed what our limitations we as a village.

Patrick Brankin, Village Attorney, provided further detail regarding the federal regulations.

Com. Khan asked which carriers are currently on the tower.

Mr. Gaaser said he believes it is T-Mobile. And AT&T is the proposed addition.

Com. Moodhe asked if they were adding to both towers.

Mr. Gasser said no, just the one.

Chairperson Cesario reference page 82 and asked if they could confirm the criteria.

Mr. Gasser confirmed the criteria listed on page 82 of the Villages staff report.

Chairperson Cesario entered the Villages staff report as exhibit 1.

Mr. Gasser thanked the commission for their time.

The public hearing closed at 8:53 PM.

Com. Khan made a motion to recommend approval of an amendment to the underlying Planned Unit Development approved by Ordinance No. 2006-7 to allow a 10-foot extension to the communications tower for colocation of an AT&T antenna array on the tower and installation of ground equipment at the base of the tower within the existing enclosure on the property located at 185 N. Milwaukee Avenue, subject to the following conditions:

1. *The proposed tower extension and antenna colocation shall be constructed in substantial conformance with the plans attached as part of the petition.*

2. *That Ordinance No. 2006-7 will remain in full force and effect except as specifically modified to allow the tower expansion, collocation of a new antenna array and installation of ground equipment within the existing enclosure.*

Com. Richards seconded the motion

Com. Moodhe spoke in favor of the motion.

Chairperson Cesario spoke in favor of the motion.

RESULT:	**RECOMMENDATION TO APPROVE [UNANIMOUS]**
AYES:	Moodhe, Cesario, Khan, Au, Richards, Davis
ABSENT:	Marc Spunt, Mitchell Weinstein, Neil Worlikar

Regular Meeting

Other Matters for Discussion

Approval of Minutes

1. Planning and Zoning Commission - Regular Meeting - Nov 2, 2022 7:30 PM

RESULT:	**ACCEPTED [UNANIMOUS]**
AYES:	Moodhe, Cesario, Khan, Au, Richards, Davis
ABSENT:	Marc Spunt, Mitchell Weinstein, Neil Worlikar

Chairman's Report

Chairperson Cesario spoke briefly about the Village's FY 2023 proposed budget.

Committee and Liaison Reports

None

Staff Report/Future Agenda Schedule

Ms. Purvis provided information on upcoming agenda items for the PZC.

Public Comments and Questions

Adjournment

The meeting was adjourned at 8:58 PM

Action Items

_____

Kelly Purvis

APPROVED BY ME THIS 16th DAY OF November, 2022

Ordinance No. O-2023-12 : The Purchase of a Brush Chipper from Alexander Equipment Co.

Recommendation of Action

Staff recommends approval.

Staff recommends the Village Board authorize the Village Manager to purchase a brush chipper from Alexander Equipment Co., through the Sourcewell purchasing cooperative in accordance with the Illinois Joint Purchasing Act (30 ILCS 525/0.01 et seq.), in an amount not to exceed $141,283.66.

ATTACHMENTS:

- Brush Chipper Replacement Memo (DOCX)
- Brush Chipper Ordinance 2023 (DOCX)
- Brush Chipper Replacement Quote (PDF)

Trustee Liaison
Smith

Staff Contact
Jim Warnstedt, Public Works

Tuesday, February 21, 2023	

VILLAGE OF
BUFFALO GROVE

MEMORANDUM

DATE: February 15, 2023

TO: Dane Bragg, Village Manager

FROM: Josh Wallace, Fleet Manager

SUBJECT: Department of Public Works Fleet Replacement

Recommendation
Staff recommends the Village Board authorize the Village Manager to purchase a brush chipper from Alexander Equipment Co., through the Sourcewell purchasing cooperative in accordance with the Illinois Joint Purchasing Act (30 ILCS 525/0.01 et seq.), in an amount not to exceed $141,283.66.

Background Information
The approved 2023 budget includes the replacement of unit C03, with a budgeted amount of $160,000, which is currently assigned to Forestry.

Unit C03, is a 2007 Morbark Hurricane 18. Currently the odometer is showing 3,725 hours on the powertrain. This unit is still in regular service and nearing the end of its useful life. Recently, C03 has incurred high dollar repairs, and downtime.

The replacement will be a 2023 Morbark Eeger Beever 2131-TA Brush Chipper. It is recommended that the Village purchase off Sourcewell contract # 031721-MBI in accordance with the Illinois Joint Purchasing Act (30 ILCS 525/0.01 et seq.), and purchase the brush chipper in an amount not to exceed $141,283.66.

If the replacement is approved, the plan at this time is to sell C03 at auction for asset recovery when the replacement is delivered.

ORDINANCE 2023-____

AN ORDINANCE AUTHORIZING THE PURCHASE OF A BRUSH CHIPPER FROM ALEXANDER EQUIPMENT CO.

WHEREAS, the Village of Buffalo Grove is a home rule unit pursuant to the Illinois Constitution of 1970; and

WHEREAS, the Village of Buffalo Grove Public Works Department requires a chipper to perform work on Village trees; and

WHEREAS, the Village will make purchases in accordance with the Illinois Governmental Joint Purchasing Act (30 ILCS 525/0.01 et seq.).

NOW THEREFORE, BE IT ORDAINED BY THE PRESIDENT AND BOARD OF TRUSTEES OF THE VILLAGE OF BUFFALO GROVE, COOK AND LAKE COUNTIES, ILLINOIS, as follows:

SECTION 1. The foregoing recitals are hereby adopted and incorporated and made a part of this Ordinance as if fully set forth herein.

SECTION 2. The Village Manager is authorized to purchase a brush chipper from Alexander Equipment Co., through the Sourcewell purchasing cooperative, in accordance with the Illinois Joint Purchasing Act (30 ILCS 525/0.01 et seq.), in an amount not to exceed $141,283.66.

SECTION 3. If any section, paragraph, clause or provision of this Ordinance shall be held invalid, the invalidity thereof shall not affect any other provision of this Ordinance.

SECTION 4. This Ordinance shall be in full force and effect from and after its passage and approval and not be codified.

AYES: _____
NAYES: _____
ABSENT: _____
PASSED: _____, 2023
APPROVED: _____, 2023

APPROVED:

_____
Beverly Sussman, Village President

ATTEST:

_____
Janet Sirabian, Village Clerk

MORBARK

BOXER DENIS CIMAF RAYCO

Sold To: Village of Buffalo Grove
50 Raupp Blvd
Buffalo Grove, IL 60089

Ship To: Alexander Equipment Co.
4728 Yender Ave
Lisle, IL 60532

Final Delivery: Village of Buffalo Grove
TBD
TBD

Quote No. 53025 **Quote Date:** 2/7/2023 **Contact:** Josh Wallace **Lead Time:** Est Jun 2023, based on avail inv

Terms: Net 30 Days **Contact #:** 224-275-0421 **Delivery Instructions:** FOB-Destination

Preparer: Erika Snyder **Email:**

2023 MORBARK EEGER BEEVER™ 2131-TA BRUSH CHIPPER

EQUIPMENT AND OPTIONS

STANDARD UNIT:

- Morbark orange urethane paint system
- Infeed with rigid tray and control handle to actuate feed wheels and dual safety pull cables
- Dual horizontal feed wheels with TorqMax™ top feed wheel compression system, hydraulic lift assist, Variable Force™ constant hydraulic down pressure system with additional manually applied hydraulic down pressure at the valve handle and direct drive bottom feed wheel with box mount coupler
- Reversing automatic feed system
- 37-3/8" diameter x 23-3/4" wide, four (4) dual-edged knife staggered pocket drum with removable knife holders, dual sided chambered air impeller system and controllable air flow vents
- 60-gallon lockable fuel tank with drain plug, electronic fuel gauge and shut-off valve
- 41-gallon lockable hydraulic reservoir with sight gauge, drain plug, hydraulic oil cooler and clean-out cover
- Live hydraulic system including: ball valve, pump, motor, and valve bank with additional valve section for installation of winch package
- Hydraulic swivel discharge with 360° rotation, turnbuckle height adjustment, bottom clean-out door and adjustable flipper
- 6" x 2" tubular steel frame with cross bracing for additional structural rigidity
- 6" x 4" tubular steel telescoping drawbar with (2) 12" extensions, adjustable hitch plate with 2-1/2" pintle ring and 3/8" thick safety chains with clasp hooks
- 16,000# Torsion tandem axles, electric brakes, break-away actuator with 245/70R x 17.5", 16-ply radial tires and hexagon splash guard fenders
- Hydraulic front stabilizer
- Lockable steel combination tool and battery box compartment with 8D, 1400CCA battery
- Registration and operator guide holder
- Complete set of manuals including: Safety and Operator's, Parts Manual with electronic back-up, which also includes a Safety Video and OEM component manuals. Also included is an engine manual if applicable along with start-up equipment.
- Enclosed engine with gauge panel, radiator fines screen and slide rails for belt adjustment
- Trailer wiring package includes: 7-pin flat electrical connector, LED tail lamps, LED side marker lamps, tail lights, and license plate holder with light

POWER OPTIONS:

- John Deere 6068HFC08, 250-HP, Tier 4F diesel engine with over center clutch and block heater in lieu of standard

OPTIONS:

- Variable speed flow control
- Winch package: Heavy-duty, 5000# pull capacity with rope, 10' chafe guard and interlock device

Sourcewell #031721-MBI

TOTAL CALCULATION

Total from Above Choices	=	$125,221.73
Material Surcharge	=	$9,111.93
Freight In	=	$1,000.00
PDI	=	$1,000.00
Chip Safe System Installed and Supported by Alexander Equip.	=	$4,950.00
Extended Price	=	**$141,283.66**

QUOTE IS VALID FOR 30 DAYS

Ordinance No. O-2023-13 : Ordinance Authorizing a Construction Contract with Schroeder & Schroeder, Inc.

Recommendation of Action

Staff recommends approval.

The 2023 MFT Sidewalk Improvements were bid on February 9, 2023 and the lowest responsible and responsive bidder was Schroeder & Schroeder, Inc. Staff recommends approval of the contract to Schroeder & Schroeder, Inc. in the amount of $268,070.99, pending Village Attorney review.

ATTACHMENTS:

- Memo T Bragg_Award of Bid_2023 MFT Sidewalks (DOCX)
- ORD_2023 MFT Sidewalks Project Award (DOCX)
- 4798.056 Bid Recommendation - Sidewalk Improvements (PDF)
- 4798.056 Bid Tabulation - Sidewalk Improvements - Village (PDF)
- _4798.056 Contract Specifications - Sidewalk Improvements FINAL (PDF)

Trustee Liaison	**Staff Contact**
Smith	Kyle Johnson, Engineering

Tuesday, February 21, 2023	

VILLAGE OF
BUFFALO GROVE

MEMORANDUM

DATE: February 15, 2023

TO: Dane Bragg, Village Manager

FROM: Kyle Johnson, Assistant Public Works Director

SUBJECT: 2023 MFT Sidewalk Improvements Award of Bid

Staff Recommendation

Staff recommends that the Village Board award the 2023 MFT funded Sidewalk Improvements Project contract to Schroeder & Schroeder, Inc. at a price not to exceed $268,070.99 because the firm is the lowest qualified bidder for the work proposed. Due to the size and scope of the project, staff recommends a contingency fund be created and controlled by the Village in the amount of $24,370.09 (10.0% of the project cost). As bids came in below the engineers estimate Public Works staff will consult with the Village Manager prior to exceeding the low bid price of $243,700.90. This project is funded by Motor Fuel Tax (MFT) funds.

Overview

The 2023 MFT funded Sidewalk Improvements Project was advertised for bids and opened on February 9th, 2023. The lowest, qualified base bid was in the amount of $187,473.95 from Schroeder & Schroeder, Inc. Schroeder & Schroeder also supplied qualified alternate bids in the amount of $56,226.95, which makes the overall bid value $243,700.90. The project includes sidewalk replacement on various streets within the Village which correct deficient sidewalk. Some of these deficiencies include cracked or broken pieces, trip hazards and low areas that collect and pond water. The alternate bids can comfortably be added to the project addressing a larger area of sidewalk improvements.

Attached is a copy of the Tabulation of Bids for the program indicating the lowest, qualified bid of $243,700.90 by Schroeder & Schroeder, Inc.

Attachment: Memo T Bragg_Award of Bid_2023 MFT Sidewalks (O-2023-13 : 2023 Sidewalk Improvements Award (MFT))

ORDINANCE 2023 - ____

AN ORDINANCE AUTHORIZING A CONSTRUCTION CONTRACT WITH SCHROEDER & SCHROEDER, INC.

WHEREAS, the Village of Buffalo Grove is a home rule unit pursuant to the Illinois Constitution of 1970; and

WHEREAS, the Village of Buffalo Grove seeks to enter into a Construction Contract with Schroeder & Schroeder, Inc. for sidewalk replacement along various streets in the Village.

NOW THEREFORE, BE IT ORDAINED BY THE PRESIDENT AND BOARD OF TRUSTEES OF THE VILLAGE OF BUFFALO GROVE, COOK AND LAKE COUNTIES, ILLINOIS, as follows:

SECTION 1. The foregoing recitals are hereby adopted and incorporated and made a part of this Ordinance as if fully set forth herein.

SECTION 2. The Village Manager is authorized to enter into a Construction Contract with Schroeder & Schroeder, Inc. for sidewalk replacement along various streets within the Village which correct deficient sidewalk at a price not to exceed $268,070.99, subject to the review and approval of the Village Attorney.

SECTION 3. If any section, paragraph, clause or provision of this Ordinance shall be held invalid, the invalidity thereof shall not affect any other provision of this Ordinance.

SECTION 4. This Ordinance shall be in full force and effect from and after its passage and approval and shall not be codified.

AYES: _____
NAYES: _____
ABSENT: _____
PASSED: _____, 2023
APPROVED: _____, 2023

APPROVED:

_____
Beverly Sussman, Village President

ATTEST:

_____
Janet Sirabian, Village Clerk

Attachment: ORD_2023 MFT Sidewalks Project Award (O-2023-13 : 2023 Sidewalk Improvements Award (MFT))

GEWALT HAMILTON ASSOCIATES, INC.
CONSULTING ENGINEERS
625 Forest Edge Drive, Vernon Hills, IL 60061
TEL 847.478.9700 ■ FAX 847.478.9701
www.gha-engineers.com

February 10, 2023

Mr. Ted Sianis, PE
Civil Engineer II
Village of Buffalo Grove
51 Raupp Boulevard
Buffalo Grove, Illinois 60089

Re: 2023 Sidewalk Improvements Project
VoBG-2023-01
Bid Results and Recommendation for Award

Dear Mr. Sianis:

On Thursday, February 9, 2023, bid proposals for the above referenced project were received, opened, and publicly read aloud via a Microsoft Teams video conference. This project includes concrete sidewalk removal and replacement on various street segments throughout the Village limits.

As directed, the work considered was separated into a 'base bid' and two 'alternates'. Thus, three separate bid schedules were received from each contractor. Most of the proposed work was included in the base bid, and additional street segments were included in alternate 01 and alternate 02, respectively.

Bid documents were solicited and available to contractors on the Village's website, and bids were received by six (6) contractors. As-read, the combined bid amounts ranged from $211,365.00 to $581,603.00; the Engineer's Opinion of Probable Cost (EOPC) was $350,975.00. The as-read low bid of $211,365.00 was received from Globe Construction, Inc. of Addison, Illinois, however, following the tabulation of bids, it was determined that a mathematical error on their base bid affected their total base bid and combined bid amount. Per the tabulation of bids attached, Schroeder & Schroeder, Inc. of Skokie, Illinois submitted the lowest total bid of $243,700.90. The bids for the base bid ranged from $187,473.95 to $424,901.00; the EOPC was $272,260.00. The bids for alternate 01 ranged from $42,826.40 to $109,751.00; the EOPC was $59,225.00. The bids for alternate 02 ranged from $13,400.55 to $46,951.00; the EOPC was $19,490.00.

Schroeder & Schroeder, Inc. is an IDOT prequalified firm and has the experience and means to perform the work in accordance with the plans and specifications.

We recommend that the Village Board authorize the award of a construction contract for the 2023 Sidewalk Improvements Project to Schroeder & Schroeder, Inc. in the amount of $243,700.90. This includes the award of the base bid, alternate 01, and alternate 02.

If you have any questions or require additional information regarding the above, please do not hesitate to contact me at (847) 344-5719 or by email at ldeferville@gha-engineers.com.

Sincerely,
GEWALT HAMILTON ASSOCIATES, INC.

Lucas Deferville
Assistant Director of Construction

Attachment: 4798.056 Bid Recommendation - Sidewalk Improvements (O-2023-13 : 2023 Sidewalk Improvements Award (MFT))

Encl.: Bid Summary

CC: Tom Wisniewski – Village of Buffalo Grove
Leo Morand, PE – Gewalt Hamilton Associates, Inc.

Client: Village of Buffalo Grove
Project: 2023 Sidewalk Improvements Project (VoBG-2023-01)
GHA Project No: 4798.056

Apparent Low Bidder

Project Manager: Leo Morand, PE
Bid Opening Date: 2/9/2023
Bid Opening Location: Virtual

BID TABULATION

				Engineer's Opinion of Probable Cost		*Schroeder & Schroeder, Inc. Skokie, IL*		*Globe Construction, Inc. Addison, IL*		*Strada Construction Company, inc. Addison, IL*		*Suburban Concrete, Inc. Mundelein, IL*		*Alliance Contractors, Inc. Woodstock, IL*		*A Lamp Concrete Contractors, Inc. Schaumburg, IL*	
Item No.	**Description**	**Quantity**	**Unit**	**Unit Price**	**Total**	**Unit Price**	**Total**	**Unit Price**	**Total**	**Unit Price**	**Total**	**Unit Price**	**Total**	**Unit Price**	**Total**	**Unit Price**	**Total**
20101200	Tree Root Pruning	110.0	EA	$55.00	$6,050.00	$55.00	$6,050.00	$100.00	$11,000.00	$400.00	$44,000.00	$500.00	$55,000.00	$85.00	$9,350.00	$25.00	$2,750.00
35101400	Aggregate Base Course, Type B	645.0	TN	$30.00	$19,350.00	$0.01	$6.45	$25.00	$16,125.00	$20.00	$12,900.00	$50.00	$32,250.00	$14.50	$9,352.50	$10.00	$6,450.00
42300200	Portland Cement Concrete Driveway Pavement, 6 Inch	130.0	SY	$75.00	$9,750.00	$65.00	$8,450.00	$90.00	$11,700.00	$99.00	$12,870.00	$80.00	$10,400.00	$153.75	$19,987.50	$90.00	$11,700.00
42400200	Portland Cement Concrete Sidewalk 5 Inch	16,110.0	SF	$9.50	$153,045.00	$8.25	$132,907.50	$9.00	$144,990.00	$6.50	$104,715.00	$9.00	$144,990.00	$13.40	$215,874.00	$13.00	$209,430.00
44000200	Driveway Pavement Removal	200.0	SY	$5.00	$1,000.00	$10.00	$2,000.00	$20.00	$4,000.00	$9.00	$1,800.00	$15.00	$3,000.00	$20.00	$4,000.00	$25.00	$5,000.00
44000500	Combination Curb and Gutter Removal	150.0	FT	$12.00	$1,800.00	$6.00	$900.00	$10.00	$1,500.00	$15.00	$2,250.00	$10.00	$1,500.00	$15.00	$2,250.00	$10.00	$1,500.00
44000600	Sidewalk Removal	16,300.0	SF	$2.55	$41,565.00	$1.00	$16,300.00	$1.00	$16,300.00	$5.00	$81,500.00	$2.00	$32,600.00	$2.00	$32,600.00	$2.50	$40,750.00
67100100	Mobilization	1.0	LS	$15,000.00	$15,000.00	$5,000.00	$5,000.00	$500.00	$500.00	$1,500.00	$1,500.00	$5,000.00	$5,000.00	$21,500.00	$21,500.00	$25,000.00	$25,000.00
70102620	Traffic Control and Protection, Standard 701501	1.0	LS	$5,000.00	$5,000.00	$1,500.00	$1,500.00	$4,200.00	$4,200.00	$1,500.00	$1,500.00	$5,000.00	$5,000.00	$7,339.00	$7,339.00	$99,000.00	$99,000.00
70102640	Traffic Control and Protection, Standard 701801	1.0	LS	$5,000.00	$5,000.00	$1,000.00	$1,000.00	$200.00	$200.00	$1,500.00	$1,500.00	$5,000.00	$5,000.00	$3,232.00	$3,232.00	$1.00	$1.00
Z0004510	Hot-Mix Asphalt Driveway Pavement, 3"	70.0	SY	$60.00	$4,200.00	$58.00	$4,060.00	$95.00	$6,650.00	$65.00	$4,550.00	$100.00	$7,000.00	$95.00	$6,650.00	$76.00	$5,320.00
-	General Landscape Restoration (Special)	500.0	SY	$6.00	$3,000.00	$9.00	$4,500.00	$9.00	$4,500.00	$14.00	$7,000.00	$25.00	$12,500.00	$34.00	$17,000.00	$18.00	$9,000.00
-	Combination Concrete Curb and Gutter, Type Varies (Abutting Existing Pavement)	150.0	FT	$50.00	$7,500.00	$32.00	$4,800.00	$30.00	$4,500.00	$24.00	$3,600.00	$30.00	$4,500.00	$59.55	$8,932.50	$60.00	$9,000.00
			Total Base Bid:		**$272,260.00**		**$187,473.95**		**$226,165.00**		**$279,685.00**		**$318,740.00**		**$358,067.50**		**$424,901.00**
20101200	Tree Root Pruning	30.0	EA	$55.00	$1,650.00	$55.00	$1,650.00	$100.00	$3,000.00	$400.00	$12,000.00	$500.00	$15,000.00	$85.00	$2,550.00	$25.00	$750.00
35101400	Aggregate Base Course, Type B	140.0	TN	$30.00	$4,200.00	$0.01	$1.40	$25.00	$3,500.00	$20.00	$2,800.00	$50.00	$7,000.00	$14.50	$2,030.00	$10.00	$1,400.00
42400200	Portland Cement Concrete Sidewalk 5 Inch	3,500.0	SF	$9.50	$33,250.00	$8.25	$28,875.00	$9.50	$33,250.00	$6.00	$21,000.00	$9.00	$31,500.00	$14.20	$49,700.00	$15.50	$54,250.00
44000200	Driveway Pavement Removal	100.0	SY	$5.00	$500.00	$10.00	$1,000.00	$10.00	$1,000.00	$9.00	$900.00	$15.00	$1,500.00	$20.00	$2,000.00	$25.00	$2,500.00
44000600	Sidewalk Removal	3,500.0	SF	$2.55	$8,925.00	$1.00	$3,500.00	$1.50	$5,250.00	$6.00	$21,000.00	$2.00	$7,000.00	$2.00	$7,000.00	$2.50	$8,750.00
67100100	Mobilization	1.0	LS	$2,500.00	$2,500.00	$750.00	$750.00	$1,750.00	$1,750.00	$1,500.00	$1,500.00	$5,000.00	$5,000.00	$4,700.00	$4,700.00	$6,000.00	$6,000.00
70102620	Traffic Control and Protection, Standard 701501	1.0	LS	$1,100.00	$1,100.00	$750.00	$750.00	$1,500.00	$1,500.00	$1,500.00	$1,500.00	$5,000.00	$5,000.00	$1,515.00	$1,515.00	$28,500.00	$28,500.00
70102640	Traffic Control and Protection, Standard 701801	1.0	LS	$1,100.00	$1,100.00	$500.00	$500.00	$200.00	$200.00	$1,500.00	$1,500.00	$5,000.00	$5,000.00	$742.00	$742.00	$1.00	$1.00
Z0004510	Hot-Mix Asphalt Driveway Pavement, 3"	100.0	SY	$60.00	$6,000.00	$58.00	$5,800.00	$100.00	$10,000.00	$65.00	$6,500.00	$100.00	$10,000.00	$95.00	$9,500.00	$76.00	$7,600.00
			Total Alternate 01 Bid:		**$59,225.00**		**$42,826.40**		**$59,450.00**		**$68,700.00**		**$87,000.00**		**$79,737.00**		**$109,751.00**
20101200	Tree Root Pruning	5.0	EA	$55.00	$275.00	$55.00	$275.00	$200.00	$1,000.00	$500.00	$2,500.00	$500.00	$2,500.00	$85.00	$425.00	$25.00	$125.00
35101400	Aggregate Base Course, Type B	55.0	TN	$30.00	$1,650.00	$0.01	$0.55	$40.00	$2,200.00	$20.00	$1,100.00	$50.00	$2,750.00	$14.50	$797.50	$10.00	$550.00
42400200	Portland Cement Concrete Sidewalk 5 Inch	1,300.0	SF	$9.50	$12,350.00	$8.25	$10,725.00	$12.00	$15,600.00	$6.00	$7,800.00	$9.00	$11,700.00	$13.50	$17,550.00	$19.25	$25,025.00
44000600	Sidewalk Removal	1,300.0	SF	$2.55	$3,315.00	$1.00	$1,300.00	$5.00	$6,500.00	$6.00	$7,800.00	$2.00	$2,600.00	$2.00	$2,600.00	$2.50	$3,250.00
67100100	Mobilization	1.0	LS	$1,100.00	$1,100.00	$500.00	$500.00	$2,000.00	$2,000.00	$1,500.00	$1,500.00	$5,000.00	$5,000.00	$1,500.00	$1,500.00	$2,500.00	$2,500.00
70102620	Traffic Control and Protection, Standard 701501	1.0	LS	$400.00	$400.00	$350.00	$350.00	$2,000.00	$2,000.00	$1,500.00	$1,500.00	$5,000.00	$5,000.00	$2,050.00	$2,050.00	$15,500.00	$15,500.00
70102640	Traffic Control and Protection, Standard 701801	1.0	LS	$400.00	$400.00	$250.00	$250.00	$100.00	$100.00	$1,500.00	$1,500.00	$5,000.00	$5,000.00	$470.00	$470.00	$1.00	$1.00
			Total Alternate 02 Bid:		**$19,490.00**		**$13,400.55**		**$29,400.00**		**$23,700.00**		**$34,550.00**		**$25,392.50**		**$46,951.00**
			Total Bid:		**$350,975.00**		**$243,700.90**		**$315,015.00**		**$372,085.00**		**$440,290.00**		**$463,197.00**		**$581,603.00**

Notes:
1. Apparent low bidder is shown on this bid tabulation.
2. Globe Construction and Suburban Concrete had mathematical errors on base bid items affecting their total base bid.
3. Errors/Discrepancies on bid forms have been highlighted on this bid tabulation in Yellow.

Attachment: 4798.056 Bid Tabulation - Sidewalk Improvements - Village (O-2023-13 : 2023 Sidewalk Improvements Award (MFT))

Illinois Department of Transportation

Local Public Agency Formal Contract Proposal

VoBG-2023-01

COVER SHEET

Proposal Submitted By:

Contractor's Name

Contractor's Address | City | State | Zip Code

STATE OF ILLINOIS

Local Public Agency	County	Section Number
Village of Buffalo Grove	Cook	23-00000-02-GM

Route(s) (Street/Road Name)	Type of Funds
Various Street Segments	MFT

☒ Proposal Only ☐ Proposal and Plans ☐ Proposal only, plans are separate

Submitted/Approved
For Local Public Agency:

For a County and Road District Project

Submitted/Approved

Highway Commissioner Signature | Date

Submitted/Approved

County Engineer/Superintendent of Highways | Date

For a Municipal Project

Submitted/Approved/Passed

Signature | Date: 12/22/22

Official Title: Civil Engineer II

Department of Transportation

Released for bid based on limited review

Regional Engineer Signature: Jose Rios SF | Date: 1/11/2023

Note: All proposal documents, including Proposal Guaranty Checks or Proposal Bid Bonds, should be stapled together to prevent loss when bids are processed.

THEODORE G. SIANIS 062-065199 REGISTERED PROFESSIONAL ENGINEER OF ILLINOIS

EXP. 11/30/2023

Attachment: _4798.056 Contract Specifications - Sidewalk Improvements FINAL (O-2023-13 : 2023 Sidewalk Improvements Award (MFT))

Local Public Agency	County	Section Number	Route(s) (Street/Road Name)
Village of Buffalo Grove	Cook	23-00000-02-GM	Various Street Segments

NOTICE TO BIDDERS

Sealed proposals for the project described below will be received at the office of www.vbg.org/bids (Name of Office)

Address: _____ until 9:00 AM (Time) on 02/09/23 (Date)

Sealed proposals will be opened and read publicly at the office of a live, online meeting hosted by the Village. (Name of Office)

Address: https://bit.ly/3ZgVpwg at 9:00 AM (Time) on 02/09/23 (Date)

DESCRIPTION OF WORK

Location	Project Length
Various Locations Within the Village Limits	N/A

Proposed Improvement

This project includes, but is not limited to, the following major work items: concrete sidewalk removal & replacement, driveway pavement removal and replacement, and other associated improvements.

1. Plans and proposal forms will be available in the office of

www.vbg.org/bids
Office of the Purchasing Manager - (847) 459-2500

2. ☒ Prequalification

   If checked, the 2 apparent as read low bidders must file within 24 hours after the letting an "Affidavit of Availability" (Form BC 57) in triplicate, showing all uncompleted contracts awarded to them and all low bids pending award for Federal, State, County, Municipal and private work. One original shall be filed with the Awarding Authority and two originals with the IDOT District Office.

3. The Awarding Authority reserves the right to waive technicalities and to reject any or all proposals as provided in BLRS Special Provision for Bidding Requirements and Conditions for Contract Proposals.

4. The following BLR Forms shall be returned by the bidder to the Awarding Authority:
   a. Local Public Agency Formal Contract Proposal (BLR 12200)
   b. Schedule of Prices (BLR 12201)
   c. Proposal Bid Bond (BLR 12230) (if applicable)
   d. Apprenticeship or Training Program Certification (BLR 12325) (do not use for project with Federal funds.)
   e. Affidavit of Illinois Business Office (BLR 12326) (do not use for project with Federal funds)

5. The quantities appearing in the bid schedule are approximate and are prepared for the comparison of bids. Payment to the Contractor will be made only for the actual quantities of work performed and accepted or materials furnished according to the contract. The scheduled quantities of work to be done and materials to be furnished may be increased, decreased or omitted as hereinafter provided.

6. Submission of a bid shall be conclusive assurance and warranty the bidder has examined the plans and understands all requirements for the performance of work. The bidder will be responsible for all errors in the proposal resulting from failure or neglect to conduct an in depth examination. The Awarding Authority will, in no case, be responsible for any costs, expenses, losses or changes in anticipated profits resulting from such failure or neglect of the bidder.

7. The bidder shall take no advantage of any error or omission in the proposal and advertised contract.

8. If a special envelope is supplied by the Awarding Authority, each proposal should be submitted in that envelope furnished by the Awarding Agency and the blank spaces on the envelope shall be filled in correctly to clearly indicate its contents. When an envelope other than the special one furnished by the Awarding Authority is used, it shall be marked to clearly indicate its contents. When sent by mail, the sealed proposal shall be addressed to the Awarding Authority at the address and in care of the official in whose office the bids are to be received. All proposals shall be filed prior to the time and at the place specified in the Notice to Bidders. Proposals received after the time specified will be returned to the bidder unopened.

9. Permission will be given to a bidder to withdraw a proposal if the bidder makes the request in writing or in person before the time for opening proposals.

Attachment: _4798.056 Contract Specifications - Sidewalk Improvements FINAL (O-2023-13 : 2023 Sidewalk Improvements Award (MFT))

Local Public Agency	County	Section Number	Route(s) (Street/Road Name)
Village of Buffalo Grove	Cook	23-00000-02-GM	Various Street Segments

PROPOSAL

1. Proposal of _____
Contractor's Name

_____
Contractor's Address

2. The plans for the proposed work are those prepared by Gewalt Hamilton Associates, Inc. and approved by the Department of Transportation on Jan 11, 2023

3. The specifications referred to herein are those prepared by the Department of Transportation and designated as "Standard Specifications for Road and Bridge Construction" and the " Supplemental Specifications and Recurring Special Provisions" thereto, adopted and in effect on the date of invitation for bids.

4. The undersigned agrees to accept, as part of the contract, the applicable Special Provisions indicated on the "Check Sheet for Recurring Special Provisions" contained in this proposal.

5. The undersigned agrees to complete the work within 25 working days or by _____ unless additional time is granted in accordance with the specifications.

6. The successful bidder at the time of execution of the contract will be required to deposit a contract bond for the full amount of the award. When a contract bond is not required, the proposal guaranty check will be held in lieu thereof. If this proposal is accepted and the undersigned fails to execute a contract and contract bond as required, it is hereby agreed that the Bid Bond of check shall be forfeited to the Awarding Authority.

7. Each pay item should have a unit price and a total price. If no total price is shown or if there is a discrepancy between the products of the unit price multiplied by the quantity, the unit price shall govern. If a unit price is omitted, the total price will be divided by the quantity in order to establish a unit price. A bid may be declared unacceptable if neither a unit price nor a total price is shown.

8. The undersigned submits herewith the schedule of prices on BLR 12201 covering the work to be performed under this contract.

9. The undersigned further agrees that if awarded the contract for the sections contained in the combinations on BLR 12201, the work shall be in accordance with the requirements of each individual proposal for the multiple bid specified in the Schedule for Multiple Bids below.

10. A proposal guaranty in the proper amount, as specified in BLRS Special Provision for Bidding Requirements and Conditions for Contract Proposals, will be required. Bid Bonds will be allowed as a proposal guaranty. Accompanying this proposal is either a bid bond, if allowed, on Department form BLR 12230 or a proposal guaranty check, complying with the specifications, made payable to: _____ Treasurer of Buffalo Grove .
The amount of the check is _____ (_____).

Attach Cashier's Check or Certified Check Here

In the event that one proposal guaranty check is intended to cover two or more bid proposals, the amount must be equal to the sum of the proposal guaranties which would be required for each individual bid proposal. If the proposal guaranty check is placed in another bid proposal, state below where it may be found.

The proposal guaranty check will be found in the bid proposal for: Section Number _____ .

Attachment: _4798.056 Contract Specifications - Sidewalk Improvements FINAL (O-2023-13 : 2023 Sidewalk Improvements Award (MFT))

Local Public Agency	County	Section Number	Route(s) (Street/Road Name)
Village of Buffalo Grove	Cook	23-00000-02-GM	Various Street Segments

CONTRACTOR CERTIFICATIONS

The certifications hereinafter made by the bidder are each a material representation of fact upon which reliance is placed should the Department enter into the contract with the bidder.

1. **Debt Delinquency.** The bidder or contractor or subcontractor, respectively, certifies that it is not delinquent in the payment of any tax administered by the Department of Revenue unless the individual or other entity is contesting, in accordance with the procedure established by the appropriate Revenue Act, its liability for the tax or the amount of the tax. Making a false statement voids the contract and allows the Department to recover all amounts paid to the individual or entity under the contract in a civil action.

2. **Bid-Rigging or Bid Rotating**. The bidder or contractor or subcontractor, respectively, certifies that it is not barred from contracting with the Department by reason of a violation of either 720 ILCS 5/33E-3 or 720 ILCS 5/33E-4.

   A violation of section 33E-3 would be represented by a conviction of the crime of bid-rigging which, in addition to Class 3 felony sentencing, provides that any person convicted of this offense, or any similar offense of any state or the United States which contains the same elements as this offense shall be barred for 5 years from the date of conviction from contracting with any unit of State or local government. No corporation shall be barred from contracting with any unit of State or local government as a result of a conviction under this Section of any employee or agent of such corporation if the employee so convicted is no longer employed by the corporation: (1) it has been finally adjudicated not guilty or (2) if it demonstrates to the governmental entity with which it seeks to contract that entity finds that the commission of the offense was neither authorized, requested, commanded, nor performed by a director, officer or a high managerial agent on behalf of the corporation.

   A violation of Section 33E-4 would be represented by a conviction of the crime of bid-rotating which, in addition to Class 2 felony sentencing, provides that any person convicted of this offense or any similar offense of any state or the United States which contains the same elements as this offense shall be permanently barred from contracting with any unit of State of Local government. No corporation shall be barred from contracting with any unit of State or Local government as a result of a conviction under this Section of any employee or agent of such corporation if the employee so convicted is no longer employed by the corporation and: (1) it has been finally adjudicated not guilty or (2) if it demonstrates to the governmental entity with which it seeks to contract and that entity finds that the commission of the offense was neither authorized, requested, commanded, nor performed by a director, officer or a high managerial agent on behalf of the corporation.

3. **Bribery.** The bidder or contractor or subcontractor, respectively, certifies that, it has not been convicted of bribery or attempting to bribe an officer or employee of the State of Illinois or any unit of local government, nor has the firm made an admission of guilt of such conduct which is a matter or record, nor has an official, agent, or employee of the firm committed bribery or attempted bribery on behalf of the firm and pursuant to the direction or authorization of a responsible official of the firm.

4. **Interim Suspension or Suspension.** The bidder or contractor or subcontractor, respectively, certifies that it is not currently under a suspension as defined in Subpart I of Title 44 Subtitle A Chapter III Part 6 of the Illinois Administrative code. Furthermore, if suspended prior to completion of this work, the contract or contracts executed for the completion of this work may be canceled.

Attachment: _4798.056 Contract Specifications - Sidewalk Improvements FINAL (O-2023-13 : 2023 Sidewalk Improvements Award (MFT))

Local Public Agency	County	Section Number	Route(s) (Street/Road Name)
Village of Buffalo Grove	Cook	23-00000-02-GM	Various Street Segments

SIGNATURES

(If an individual)

Signature of Bidder | Date

Business Address

City | State | Zip Code

(If a partnership)

Firm Name

Signature | Date

Title

Business Address

City | State | Zip Code

Insert the Names and Addresses of all Partners

(If a corporation)

Corporate Name

Signature | Date

Title

Business Address

City | State | Zip Code

Insert Names of Officers

President

Attachment: _4798.056 Contract Specifications - Sidewalk Improvements FINAL (O-2023-13 : 2023 Sidewalk Improvements Award (MFT))

Attest:

Secretary

Secretary

Treasurer

Illinois Department of Transportation

Schedule of Prices

VoBG-2023-01

Contractor's Name

Contractor's Address | City | State | Zip Code

Local Public Agency: Village of Buffalo Grove | County: Cook/Lake | Section Number: 23-00000-02-GM

Route(s) (Street/Road Name): Various Street Segments

Schedule for Multiple Bids

Combination Letter	Section Included in Combinations	Total

Schedule for Single Bid

(For complete information covering these items, see plans and specifications.)

Item Number	Items	Unit	Quantity	Unit Price	Total
	BASE BID				
20101200	Tree Root Pruning	EA	110		
35101400	Aggregate Base Course, Ty B	TN	645		
42300200	PCC Driveway Pav, 6 Incn	SY	130		
42400200	PCC Sidewalk 5 Inch	SF	16,110		
44000200	Driveway Pavement Removal	SY	200		
44000500	Comb Curb & Gutter Removal	FT	150		
44000600	Sidewalk Removal	SF	16,300		
67100100	Mobilization	LS	1		
70102620	Tr Cont & Prot 701501	LS	1		
70102640	Tr Cont & Prot 701801	LS	1		
Z0004510	HMA Driveway Pavement, 3"	SY	70		
-	General Landscape Rest (SP)	SY	500		
-	Comb Conc C&G, Ty Varies	FT	150		
				Bidder's Total Proposal	

1. Each pay item should have a unit price and a total price.
2. If no total price is shown or if there is a discrepancy between the product of the unit price multiplied by the quantity, the unit price shall govern.
3. If a unit price is omitted, the total price will be divided by the quantity in order to establish a unit price.
4. A bid may be declared unacceptable if neither a unit price or total price is shown.

Attachment: _4798.056 Contract Specifications - Sidewalk Improvements FINAL (O-2023-13 : 2023 Sidewalk Improvements Award (MFT))

Illinois Department of Transportation

Schedule of Prices

VoBG-2023-01

Contractor's Name

Contractor's Address | City | State | Zip Code

Local Public Agency: Village of Buffalo Grove | County: Cook/Lake | Section Number: 23-00000-02-GM

Route(s) (Street/Road Name): Various Street Segments

Schedule for Multiple Bids

Combination Letter	Section Included in Combinations	Total

Schedule for Single Bid

(For complete information covering these items, see plans and specifications.)

Item Number	Items	Unit	Quantity	Unit Price	Total
	ALTERNATE 01				
20101200	Tree Root Pruning	EA	30		
35101400	Aggregate Base Course, Ty B	TN	140		
42400200	PCC Sidewalk 5 Inch	SF	3,500		
44000200	Driveway Pavement Removal	SY	100		
44000600	Sidewalk Removal	SF	3,500		
67100100	Mobilization	LS	1		
70102620	Tr Cont & Prot 701501	LS	1		
70102640	Tr Cont & Prot 701801	LS	1		
Z0004510	HMA Driveway Pavement, 3"	SY	100		
				Bidder's Total Proposal	

1. Each pay item should have a unit price and a total price.
2. If no total price is shown or if there is a discrepancy between the product of the unit price multiplied by the quantity, the unit price shall govern.
3. If a unit price is omitted, the total price will be divided by the quantity in order to establish a unit price.
4. A bid may be declared unacceptable if neither a unit price or total price is shown.

Attachment: _4798.056 Contract Specifications - Sidewalk Improvements FINAL (O-2023-13 : 2023 Sidewalk Improvements Award (MFT))

Illinois Department of Transportation

Schedule of Prices

VoBG-2023-01

Contractor's Name

Contractor's Address | City | State | Zip Code

Local Public Agency: Village of Buffalo Grove | County: Cook/Lake | Section Number: 23-00000-02-GM

Route(s) (Street/Road Name): Various Street Segments

Schedule for Multiple Bids

Combination Letter	Section Included in Combinations	Total

Schedule for Single Bid

(For complete information covering these items, see plans and specifications.)

Item Number	Items	Unit	Quantity	Unit Price	Total
	ALTERNATE 02				
20101200	Tree Root Pruning	EA	5		
35101400	Aggregate Base Course, Ty B	TN	55		
42400200	PCC Sidewalk 5 Inch	SF	1,300		
44000600	Sidewalk Removal	SF	1,300		
67100100	Mobilization	LS	1		
70102620	Tr Cont & Prot 701501	LS	1		
70102640	Tr Cont & Prot 701801	LS	1		
				Bidder's Total Proposal	

1. Each pay item should have a unit price and a total price.
2. If no total price is shown or if there is a discrepancy between the product of the unit price multiplied by the quantity, the unit price shall govern.
3. If a unit price is omitted, the total price will be divided by the quantity in order to establish a unit price.
4. A bid may be declared unacceptable if neither a unit price or total price is shown.

Attachment: _4798.056 Contract Specifications - Sidewalk Improvements FINAL (O-2023-13 : 2023 Sidewalk Improvements Award (MFT))

Illinois Department of Transportation

Local Public Agency Proposal Bid Bond

VoBG-2023-01

Local Public Agency	County	Section Number
Village of Buffalo Grove	Cook/Lake	23-00000-02-GM

WE, _____ as PRINCIPAL, and _____ as SURETY, are held jointly, severally and firmly bound unto the above Local Public Agency (hereafter referred to as "LPA") in the penal sum of 5% of the total bid price, or for the amount specified in the proposal documents in effect on the date of invitation for bids, whichever is the lesser sum. We bind ourselves, our heirs, executors, administrators, successors, and assigns, jointly pay to the LPA this sum under the conditions of this instrument.

WHEREAS THE CONDITION OF THE FOREGOING OBLIGATION IS SUCH that, the said PRINCIPAL is submitting a written proposal to the LPA acting through its awarding authority for the construction of the work designated as the above section.

THEREFORE if the proposal is accepted and a contract awarded to the PRINCIPAL by the LPA for the above designated section and the PRINCIPAL shall within fifteen (15) days after award enter into a formal contract, furnish surety guaranteeing the faithful performance of the work, and furnish evidence of the required insurance coverage, all as provided in the "Standard Specifications for Roac and Bridge Construction" and applicable Supplemental Specifications, then this obligation shall become void; otherwise it shall remain in full force and effect.

IN THE EVENT the LPA determines the PRINCIPAL has failed to enter into a formal contract in compliance with any requirements set forth in the preceding paragraph, then the LPA acting through its awarding authority shall immediately be entitled to recover the full penal sum set out above, together with all court costs, all attorney fees, and any other expense of recovery.

IN TESTIMONY WHEREOF, the said PRINCIPAL and the said SURETY have caused this instrument to be signed by their respective officers this _____ (Day) of _____ (Month and Year)

Principal

Company Name	Company Name
Signature / Date	Signature / Date
By:	By:
Title	Title

(If Principal is a joint venture of two or more contractors, the company names, and authorized signatures of each contractor must be affixed.)

Surety

Name of Surety	Signature of Attorney-in-Fact / Date
	By:

STATE OF IL

COUNTY OF

I _____, a Notary Public in and for said county do hereby certify that

_____

(Insert names of individuals signing on behalf of PRINCIPAL & SURETY)

who are each personally known to me to be the same persons whose names are subscribed to the foregoing instrument on behalf of PRINCIPAL and SURETY, appeared before me this day in person and acknowledged respectively, that they signed and delivered said instruments as their free and voluntary act for the uses and purposes therein set forth.

Given under my hand and notarial seal this _____ (Day) day of _____ (Month and Year).

Notary Public Signature

(SEAL)

Date commission expires _____

Attachment: _4798.056 Contract Specifications - Sidewalk Improvements FINAL (O-2023-13 : 2023 Sidewalk Improvements Award (MFT))

Local Public Agency	County	Section Number
Village of Buffalo Grove	Cook	23-00000-02-GM

ELECTRONIC BID BOND

☐ **Electronic bid bond is allowed (box must be checked by LPA if electronic bid bond is allowed)**

The Principal may submit an electronic bid bond, in lieu of completing the above section of the Proposal Bid Bond Form. By providing an electronic bid bond ID code and signing below, the Principal is ensuring the identified electronic bid bond has been executed and the Principal and Surety are firmly bound unto the LPA under the conditions of the bid bond as shown above. (If PRINCIPAL is a joint venture of two or more contractors, an electronic bid bond ID code, company/Bidder name title and date must be affixed for each contractor in the venture.)

Electronic Bid Bond ID Code

Company/Bidder Name

Signature

Date

Title

Attachment: _4798.056 Contract Specifications - Sidewalk Improvements FINAL (O-2023-13 : 2023 Sidewalk Improvements Award (MFT))

Illinois Department of Transportation

Apprenticeship and Training Program Certification

VoBG-2023-01

Local Public Agency	County	Street Name/Road Name	Section Number
Village of Buffalo Grove	Cook/Lake	Various Street Segments	23-00000-02-GM

All contractors are required to complete the following certification

☐ For this contract proposal or for all bidding groups in this deliver and install proposal.

☐ For the following deliver and install bidding groups in this material proposal.

Illinois Department of Transportation policy, adopted in accordance with the provisions of the Illinois Highway Code, requires this contract to be awarded to the lowest responsive and responsible bidder. The award decision is subject to approval by the Department. In addition to all other responsibility factors, this contract or deliver and install proposal requires all bidders and all bidder's subcontractors to disclose participation in apprenticeship or training programs that are (1) approved by and registered with the United States Department of Labor's Bureau of Apprenticeship and Training, and (2) applicable to the work of the above indicated proposals or groups. Therefore, all bidders are required to complete the following certification:

1. Except as provided in paragraph 4 below, the undersigned bidder certifies that it is a participant, either as an individual or as part of a group program, in an approved apprenticeship or training program applicable to each type of work or craft that the bidder will perform with its own employees.

2. The undersigned bidder further certifies, for work to be performed by subcontract, that each of its subcontractors either (A) is, at the time of such bid, participating in an approved, applicable apprenticeship or training program; or (B) will, prior to commencement of performance of work pursuant to this contract, establish participation in an approved apprenticeship or training program applicable to the work of the subcontract.

3. The undersigned bidder, by inclusion in the list in the space below, certifies the official name of each program sponsor holding the Certificate of Registration for all of the types of work or crafts in which the bidder is a participant and that will be performed with the bidder's employees. Types of work or craft that will be subcontracted shall be included and listed as subcontract work. The list shall also indicate any type of work or craft job category for which there is no applicable apprenticeship or training program available.

4. Except for any work identified above, if any bidder or subcontractor shall perform all or part of the work of the contract or deliver and install proposal solely by individual owners, partners or members and not by employees to whom the payment of prevailing rates of wages would be required, check the following box, and identify the owner/operator workforces and positions of ownership. ☐

The requirements of this certification and disclosure are a material part of the contract, and the contractor shall require this certification provision to be included in all approved subcontracts. The bidder is responsible for making a complete report and shall make certain that each type of work or craft job category that will be utilized on the project is accounted for and listed. The Department at any time before or afterward may require the production of a copy of each applicable Certificate of Registration issued by the United States Department of Labor evidencing such participation by the contractor and any or all of its subcontractors. In order to fulfill the participation requirement, it shall not be necessary that any applicable program sponsor be currently taking or that it will take applications for apprenticeship, training o employment during the performance of the work of this contract or deliver and install proposal.

Bidder	Signature	Date

Title

Address	City	State	Zip Code

Illinois Department of Transportation

Affidavit of Illinois Business Office

VoBG-2023-01

Local Public Agency	County	Street Name/Road Name	Section Number
Village of Buffalo Grove	Cook/Lake	Various Street Segments	23-00000-02-GM

I, _____ of _____, _____,
Name of Affiant — City of Affiant — State of Affiant
being first duly sworn upon oath, state as follows:

1. That I am the _____ of _____.
Officer or Position — Bidder

2. That I have personal knowledge of the facts herein stated.

3. That, if selected under the proposal described above, _____, will maintain a business office in the
Bidder
State of Illinois, which will be located in _____ County, Illinois.
County

4. That this business office will serve as the primary place of employment for any persons employed in the construction contemplated by this proposal.

5. That this Affidavit is given as a requirement of state law as provided in Section 30-22(8) of the Illinois Procurement Code.

Signature _____ Date _____

Print Name of Affiant _____

Notary Public

State of IL

County _____

Signed (or subscribed or attested) before me on _____ by
(date)

_____, authorized agent(s) of
(name/s of person/s)

_____.
Bidder

Signature of Notary Public _____

(SEAL)

My commission expires _____

Attachment: _4798.056 Contract Specifications - Sidewalk Improvements FINAL (O-2023-13 : 2023 Sidewalk Improvements Award (MFT))

Illinois Department of Transportation

Affidavit of Availability

For the Letting of

VoBG-2023-01

Bureau of Construction
2300 South Dirksen Parkway/Room 322
Springfield, IL 62764

Instructions: Complete this form by either typing or using black ink. "Authorization to Bid" will not be issued unless both sides of this form are completed in detail. Use additional forms as needed to list all work.

Part I. Work Under Contract

List below all work you have under contract as either a prime contractor or a subcontractor. It is required to include all pending low bids not yet awarded or rejected. In a joint venture, list only that portion of the work which is the responsibility of your company. The uncompleted dollar value is to be based upon the most recent engineer's or owners estimate, and must include work subcontracted to others. If no work is contracted, show NONE.

	1	2	3	4	Awards Pending	Accumulated Totals
Contract Number						
Contract With						
Estimated Completion Date						
Total Contract Price						
Uncompleted Dollar Value if Firm is the Prime Contractor						
Uncompleted Dollar Value if Firm is the Subcontractor						
					Total Value of All Work	

Part II. Awards Pending and Uncompleted Work to be done with your own forces.

List below the uncompleted dollar value of work for each contract and awards pending to be completed with your own forces. All work subcontracted to others will be listed on the reverse of this form. In a joint venture, list only that portion of the work to be done by your company. If no work is contracted, show NONE.

Earthwork						
Portland Cement Concrete Paving						
HMA Plant Mix						
HMA Paving						
Clean & Seal Cracks/Joints						
Aggregate Bases, Surfaces						
Highway, R.R., Waterway Struc.						
Drainage						
Electrical						
Cover and Seal Coats						
Concrete Construction						
Landscaping						
Fencing						
Guardrail						
Painting						
Signing						
Cold Milling, Planning, Rotomilling						
Demolition						
Pavement Markings (Paint)						
Other Construction (List)						
Totals						

Disclosure of this information is REQUIRED to accomplish the statutory purpose as outlined in the "Illinois Procurement Code." Failure to comply will result in non-issuance of an "Authorization To Bid." This form has been approved by the State Forms Management Center.

Part III. Work Subcontracted to Others.

For each contract described in Part I, list all the work you have subcontracted to others.

	1	2	3	4	Awards Pending
Subcontractor					
Type of Work					
Subcontract Price					
Amount Uncompleted					
Subcontractor					
Type of Work					
Subcontract Price					
Amount Uncompleted					
Subcontractor					
Type of Work					
Subcontract Price					
Amount Uncompleted					
Subcontractor					
Type of Work					
Subcontract Price					
Amount Uncompleted					
Subcontractor					
Type of Work					
Subcontract Price					
Amount Uncompleted					
Total Uncompleted					

Notary

I, being duly sworn, do hereby declare this affidavit is a true and correct statement relating to ALL uncompleted contracts of the undersigned for Federal, State, County, City and private work, including ALL subcontract work, ALL pending low bids not yet awarded or rejected and ALL estimated completion dates.

Officer or Director

Title

Signature

Date

Company

Address

City

State

Zip Code

Subscribed and sworn to before me

this _____ day of _____ , _____

_____

(Signature of Notary Public)

My commission expires _____

(Notary Seal)

☐ Add pages for additional contracts

Attachment: _4798.056 Contract Specifications - Sidewalk Improvements FINAL (O-2023-13 : 2023 Sidewalk Improvements Award (MFT))

Illinois Department of Transportation

Affidavit of Availability

For the Letting of

Bureau of Construction
2300 South Dirksen Parkway/Room 322
Springfield, IL 62764

Instructions: Complete this form by either typing or using black ink. "Authorization to Bid" will not be issued unless both sides of this form are completed in detail. Use additional forms as needed to list all work.

Part I. Work Under Contract

List below all work you have under contract as either a prime contractor or a subcontractor. It is required to include all pending low bids not yet awarded or rejected. In a joint venture, list only that portion of the work which is the responsibility of your company. The uncompleted dollar value is to be based upon the most recent engineer's or owners estimate, and must include work subcontracted to others. If no work is contracted, show NONE.

	1	2	3	4	Awards Pending	Accumulated Totals
Contract Number						
Contract With						
Estimated Completion Date						
Total Contract Price						
Uncompleted Dollar Value if Firm is the Prime Contractor						
Uncompleted Dollar Value if Firm is the Subcontractor						
					Total Value of All Work	

Part II. Awards Pending and Uncompleted Work to be done with your own forces.

List below the uncompleted dollar value of work for each contract and awards pending to be completed with your own forces. All work subcontracted to others will be listed on the reverse of this form. In a joint venture, list only that portion of the work to be done by your company. If no work is contracted, show NONE.

Earthwork						
Portland Cement Concrete Paving						
HMA Plant Mix						
HMA Paving						
Clean & Seal Cracks/Joints						
Aggregate Bases, Surfaces						
Highway, R.R., Waterway Struc.						
Drainage						
Electrical						
Cover and Seal Coats						
Concrete Construction						
Landscaping						
Fencing						
Guardrail						
Painting						
Signing						
Cold Milling, Planning, Rotomilling						
Demolition						
Pavement Markings (Paint)						
Other Construction (List)						
Totals						

Disclosure of this information is REQUIRED to accomplish the statutory purpose as outlined in the "Illinois Procurement Code." Failure to comply will result in non-issuance of an "Authorization To Bid." This form has been approved by the State Forms Management Center.

Attachment: _4798.056 Contract Specifications - Sidewalk Improvements FINAL (O-2023-13 : 2023 Sidewalk Improvements Award (MFT))

Part III. Work Subcontracted to Others.

For each contract described in Part I, list all the work you have subcontracted to others.

	2	3	4	Awards Pending	1
Subcontractor					
Type of Work					
Subcontract Price					
Amount Uncompleted					
Subcontractor					
Type of Work					
Subcontract Price					
Amount Uncompleted					
Subcontractor					
Type of Work					
Subcontract Price					
Amount Uncompleted					
Subcontractor					
Type of Work					
Subcontract Price					
Amount Uncompleted					
Subcontractor					
Type of Work					
Subcontract Price					
Amount Uncompleted					
Total Uncompleted					

Notary

I, being duly sworn, do hereby declare this affidavit is a true and correct statement relating to ALL uncompleted contracts of the undersigned for Federal, State, County, City and private work, including ALL subcontract work, ALL pending low bids not yet awarded or rejected and ALL estimated completion dates.

Officer or Director

Title

Signature

Date

Company

Address

City

State

Zip Code

Subscribed and sworn to before me

this _____ day of _____ , _____

_____

(Signature of Notary Public)

My commission expires _____

(Notary Seal)

☐ Add pages for additional contracts

Attachment: _4798.056 Contract Specifications - Sidewalk Improvements FINAL (O-2023-13 : 2023 Sidewalk Improvements Award (MFT))

Illinois Department of Transportation

Affidavit of Availability

For the Letting of

Bureau of Construction
2300 South Dirksen Parkway/Room 322
Springfield, IL 62764

Instructions: Complete this form by either typing or using black ink. "Authorization to Bid" will not be issued unless both sides of this form are completed in detail. Use additional forms as needed to list all work.

Part I. Work Under Contract

List below all work you have under contract as either a prime contractor or a subcontractor. It is required to include all pending low bids not yet awarded or rejected. In a joint venture, list only that portion of the work which is the responsibility of your company. The uncompleted dollar value is to be based upon the most recent engineer's or owners estimate, and must include work subcontracted to others. If no work is contracted, show NONE.

	1	2	3	4	Awards Pending	Accumulated Totals
Contract Number						
Contract With						
Estimated Completion Date						
Total Contract Price						
Uncompleted Dollar Value if Firm is the Prime Contractor						
Uncompleted Dollar Value if Firm is the Subcontractor						
					Total Value of All Work	

Part II. Awards Pending and Uncompleted Work to be done with your own forces.

List below the uncompleted dollar value of work for each contract and awards pending to be completed with your own forces. All work subcontracted to others will be listed on the reverse of this form. In a joint venture, list only that portion of the work to be done by your company. If no work is contracted, show NONE.

Earthwork						
Portland Cement Concrete Paving						
HMA Plant Mix						
HMA Paving						
Clean & Seal Cracks/Joints						
Aggregate Bases, Surfaces						
Highway, R.R., Waterway Struc.						
Drainage						
Electrical						
Cover and Seal Coats						
Concrete Construction						
Landscaping						
Fencing						
Guardrail						
Painting						
Signing						
Cold Milling, Planning, Rotomilling						
Demolition						
Pavement Markings (Paint)						
Other Construction (List)						
Totals						

Disclosure of this information is REQUIRED to accomplish the statutory purpose as outlined in the "Illinois Procurement Code." Failure to comply will result in non-issuance of an "Authorization To Bid." This form has been approved by the State Forms Management Center.

Part III. Work Subcontracted to Others.

For each contract described in Part I, list all the work you have subcontracted to others.

	1	2	3	4	Awards Pending
Subcontractor					
Type of Work					
Subcontract Price					
Amount Uncompleted					
Subcontractor					
Type of Work					
Subcontract Price					
Amount Uncompleted					
Subcontractor					
Type of Work					
Subcontract Price					
Amount Uncompleted					
Subcontractor					
Type of Work					
Subcontract Price					
Amount Uncompleted					
Subcontractor					
Type of Work					
Subcontract Price					
Amount Uncompleted					
Total Uncompleted					

Notary

I, being duly sworn, do hereby declare this affidavit is a true and correct statement relating to ALL uncompleted contracts of the undersigned for Federal, State, County, City and private work, including ALL subcontract work, ALL pending low bids not yet awarded or rejected and ALL estimated completion dates.

Officer or Director

Title

Signature

Date

Company

Address

City

State

Zip Code

Subscribed and sworn to before me

this _____ day of _____ , _____

_____

(Signature of Notary Public)

My commission expires _____

(Notary Seal)

☐ Add pages for additional contracts

Attachment: _4798.056 Contract Specifications - Sidewalk Improvements FINAL (O-2023-13 : 2023 Sidewalk Improvements Award (MFT))

Illinois Department of Transportation

Affidavit of Availability

For the Letting of

Bureau of Construction
2300 South Dirksen Parkway/Room 322
Springfield, IL 62764

Instructions: Complete this form by either typing or using black ink. "Authorization to Bid" will not be issued unless both sides of this form are completed in detail. Use additional forms as needed to list all work.

Part I. Work Under Contract

List below all work you have under contract as either a prime contractor or a subcontractor. It is required to include all pending low bids not yet awarded or rejected. In a joint venture, list only that portion of the work which is the responsibility of your company. The uncompleted dollar value is to be based upon the most recent engineer's or owners estimate, and must include work subcontracted to others. If no work is contracted, show NONE.

	1	2	3	4	Awards Pending	Accumulated Totals
Contract Number						
Contract With						
Estimated Completion Date						
Total Contract Price						
Uncompleted Dollar Value if Firm is the Prime Contractor						
Uncompleted Dollar Value if Firm is the Subcontractor						
					Total Value of All Work	

Part II. Awards Pending and Uncompleted Work to be done with your own forces.

List below the uncompleted dollar value of work for each contract and awards pending to be completed with your own forces. All work subcontracted to others will be listed on the reverse of this form. In a joint venture, list only that portion of the work to be done by your company. If no work is contracted, show NONE.

Earthwork						
Portland Cement Concrete Paving						
HMA Plant Mix						
HMA Paving						
Clean & Seal Cracks/Joints						
Aggregate Bases, Surfaces						
Highway, R.R., Waterway Struc.						
Drainage						
Electrical						
Cover and Seal Coats						
Concrete Construction						
Landscaping						
Fencing						
Guardrail						
Painting						
Signing						
Cold Milling, Planning, Rotomilling						
Demolition						
Pavement Markings (Paint)						
Other Construction (List)						
Totals						

Disclosure of this information is REQUIRED to accomplish the statutory purpose as outlined in the "Illinois Procurement Code." Failure to comply will result in non-issuance of an "Authorization To Bid." This form has been approved by the State Forms Management Center.

Part III. Work Subcontracted to Others.

For each contract described in Part I, list all the work you have subcontracted to others.

	1	2	3	4	Awards Pending
Subcontractor					
Type of Work					
Subcontract Price					
Amount Uncompleted					
Subcontractor					
Type of Work					
Subcontract Price					
Amount Uncompleted					
Subcontractor					
Type of Work					
Subcontract Price					
Amount Uncompleted					
Subcontractor					
Type of Work					
Subcontract Price					
Amount Uncompleted					
Subcontractor					
Type of Work					
Subcontract Price					
Amount Uncompleted					
Total Uncompleted					

Notary

I, being duly sworn, do hereby declare this affidavit is a true and correct statement relating to ALL uncompleted contracts of the undersigned for Federal, State, County, City and private work, including ALL subcontract work, ALL pending low bids not yet awarded or rejected and ALL estimated completion dates.

Officer or Director

Title

Signature

Date

Company

Address

City

State

Zip Code

Subscribed and sworn to before me

this _____ day of _____ , _____

_____

(Signature of Notary Public)

My commission expires _____

(Notary Seal)

☐ Add pages for additional contracts

Attachment: _4798.056 Contract Specifications - Sidewalk Improvements FINAL (O-2023-13 : 2023 Sidewalk Improvements Award (MFT))

Illinois Department of Transportation

Affidavit of Availability

For the Letting of

Bureau of Construction
2300 South Dirksen Parkway/Room 322
Springfield, IL 62764

Instructions: Complete this form by either typing or using black ink. "Authorization to Bid" will not be issued unless both sides of this form are completed in detail. Use additional forms as needed to list all work.

Part I. Work Under Contract

List below all work you have under contract as either a prime contractor or a subcontractor. It is required to include all pending low bids not yet awarded or rejected. In a joint venture, list only that portion of the work which is the responsibility of your company. The uncompleted dollar value is to be based upon the most recent engineer's or owners estimate, and must include work subcontracted to others. If no work is contracted, show NONE.

	1	2	3	4	Awards Pending	Accumulated Totals
Contract Number						
Contract With						
Estimated Completion Date						
Total Contract Price						
Uncompleted Dollar Value if Firm is the Prime Contractor						
Uncompleted Dollar Value if Firm is the Subcontractor						
					Total Value of All Work	

Part II. Awards Pending and Uncompleted Work to be done with your own forces.

List below the uncompleted dollar value of work for each contract and awards pending to be completed with your own forces. All work subcontracted to others will be listed on the reverse of this form. In a joint venture, list only that portion of the work to be done by your company. If no work is contracted, show NONE.

Earthwork						
Portland Cement Concrete Paving						
HMA Plant Mix						
HMA Paving						
Clean & Seal Cracks/Joints						
Aggregate Bases, Surfaces						
Highway, R.R., Waterway Struc.						
Drainage						
Electrical						
Cover and Seal Coats						
Concrete Construction						
Landscaping						
Fencing						
Guardrail						
Painting						
Signing						
Cold Milling, Planning, Rotomilling						
Demolition						
Pavement Markings (Paint)						
Other Construction (List)						
Totals						

Disclosure of this information is REQUIRED to accomplish the statutory purpose as outlined in the "Illinois Procurement Code." Failure to comply will result in non-issuance of an "Authorization To Bid." This form has been approved by the State Forms Management Center.

Attachment: _4798.056 Contract Specifications - Sidewalk Improvements FINAL (O-2023-13 : 2023 Sidewalk Improvements Award (MFT))

Part III. Work Subcontracted to Others.

For each contract described in Part I, list all the work you have subcontracted to others.

	1	2	3	4	Awards Pending
Subcontractor					
Type of Work					
Subcontract Price					
Amount Uncompleted					
Subcontractor					
Type of Work					
Subcontract Price					
Amount Uncompleted					
Subcontractor					
Type of Work					
Subcontract Price					
Amount Uncompleted					
Subcontractor					
Type of Work					
Subcontract Price					
Amount Uncompleted					
Subcontractor					
Type of Work					
Subcontract Price					
Amount Uncompleted					
Total Uncompleted					

Notary

I, being duly sworn, do hereby declare this affidavit is a true and correct statement relating to ALL uncompleted contracts of the undersigned for Federal, State, County, City and private work, including ALL subcontract work, ALL pending low bids not yet awarded or rejected and ALL estimated completion dates.

Officer or Director

Title

Signature

Date

Company

Address

City

State

Zip Code

Subscribed and sworn to before me

this _____ day of _____ , _____

_____

(Signature of Notary Public)

My commission expires _____

(Notary Seal)

Attachment: _4798.056 Contract Specifications - Sidewalk Improvements FINAL (O-2023-13 : 2023 Sidewalk Improvements Award (MFT))

EXHIBIT A - PUBLIC CONTRACT STATEMENT

This Public Contract Statement (the "**Contract Statement**") has been executed by the below supplier, Contractor or vendor (collectively the "**Contractor**") in order for the Village of Buffalo Grove to obtain certain information necessary prior to awarding a public contract. The Contract Statement shall be executed and notarized and submitted as part of the Bid Proposal.

CERTIFICATION OF CONTRACTOR/BIDDER

In order to comply with 720 Illinois Compiled Statutes 5/33 E-1 et seq., the Village of Buffalo Grove requires the following certification be acknowledged:

> The Contractor certifies that it is not barred from bidding or supplying any goods, services or construction let by the Village of Buffalo Grove with or without bid, due to any violation of either Section 5/33 E-3 or 5/33 E-4 of Article 33E, Public Contracts, of the Chapter 720 of the Illinois Compiled Statutes, as amended. This act relates to interference with public contracting, bid rigging and rotating, kickbacks, and bidding.

CERTIFICATION RELATIVE TO 65 ILCS 5/11-42.1.1

In order to comply with 65 Illinois Complied Statutes 5/11-42.1.1, the Village of Buffalo Grove requires the following certification:

> The Contractor does hereby swear and affirm that it is not delinquent in the payment of any tax administered by the Illinois Department of Revenue unless it is contesting such tax in accordance with the procedures established by the appropriate revenue act, its liability for the tax or the amount of the tax. The undersigned further understands that making a false statement herein: (1) is a Class A misdemeanor, and (2) voids the contract and allows the Village to recover all amounts paid to it under the contract.

CONFLICT OF INTEREST

The Village of Buffalo Grove Municipal Code requires the following verification relative to conflict of interest and compliance with general ethics requirements of the Village:

> The Contractor represents and warrants to the Village of Buffalo Grove as a term and condition of acceptance of their Bid Proposal that none of the following Village officials is either an officer or director of Contractor nor owns five percent (5%) or more of the Contractor: the Village President, the members of the Village Board of Trustees, the Village Clerk, the Village Treasurer, the members of the Zoning Board of Appeals and the Plan Commission, the Village Manager and his/her Assistant, or the heads of the various departments within the Village.

If the foregoing representation and warranty is inaccurate, state the name of the Village official who either is an officer or director of your business entity or owns five percent (5%) or more thereof: _____.

IN WITNESS WHEREOF, the below Contractor has signed and sealed this Contract Statement as of this ____ day of _____, 20___.

_____
Print Name of Contractor

_____
Signature

_____
Print Title

Given under my hand and official seal, this _____ day of _____, 20___.

_____
Notary Public

Attachment: _4798.056 Contract Specifications - Sidewalk Improvements FINAL (O-2023-13 : 2023 Sidewalk Improvements Award (MFT))

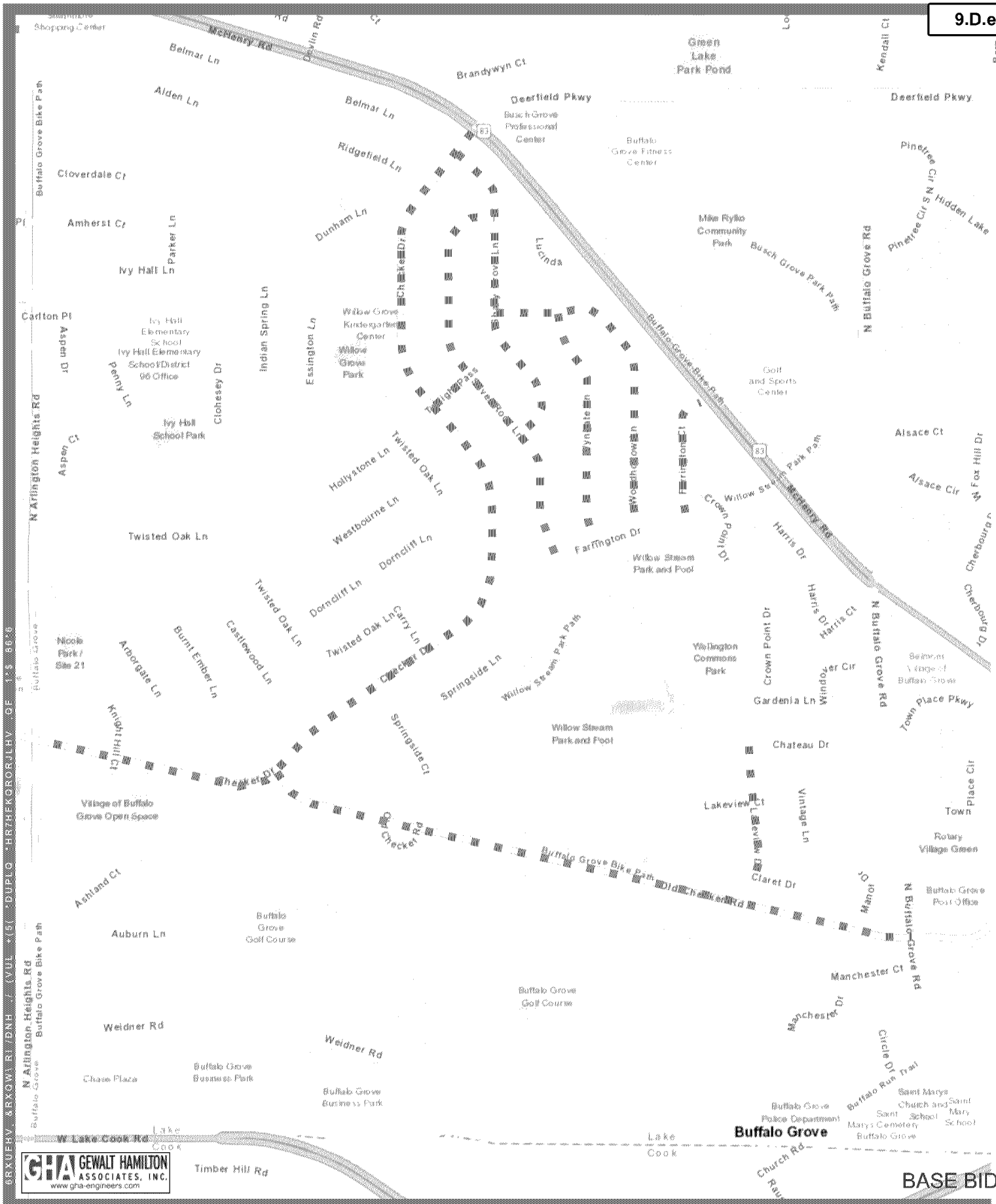

6LGHZDON ,PSURYH

9LOOD JH RI %X

Attachment: _4798.056 Contract Specifications - Sidewalk Improvements FINAL (O-2023-13 : 2023 Sidewalk Improvements Award (MFT))

Attachment: _4798.056 Contract Specifications - Sidewalk Improvements FINAL (O-2023-13 : 2023 Sidewalk Improvements Award (MFT))



N

1 in = 80 ft

Exhibit 01

Village of Buffalo Grove

This exhibit is for informational purposes and may not have been prepared for, or be suitable for legal, engineering, or surveying purposes.

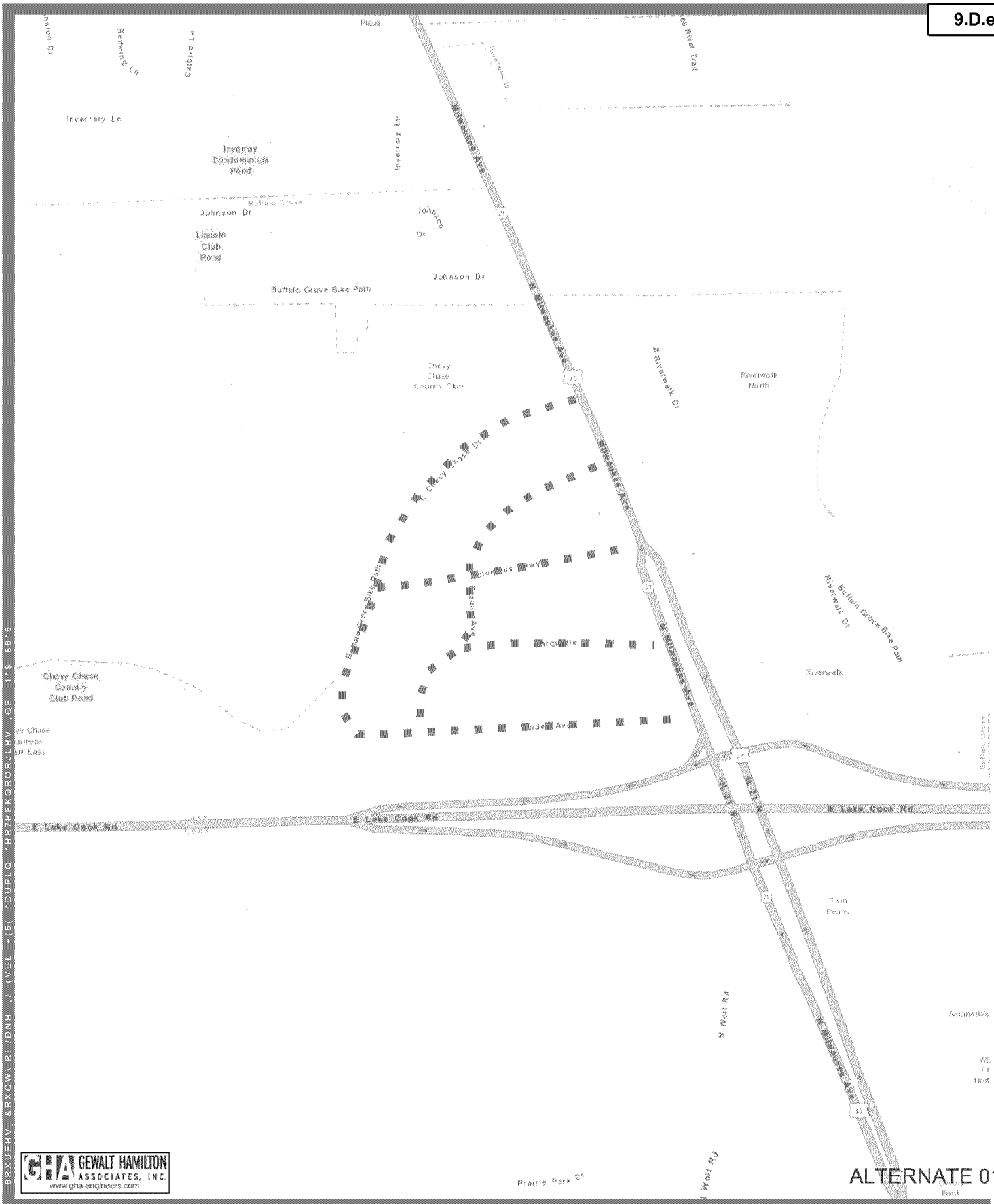

GHA GEWALT HAMILTON ASSOCIATES, INC.
www.gha-engineers.com

N

LQ IW

6LGHZDON ,PSURYH

9LOOD JH RI %X

7KLV H[KLELW LV IRU LQIRUPDWLRQDO SXUSRVHV DQG PD\ QRW KDYH EHHQ SUHSDUHG IRU

6RXUFHV &RXQW\ RI /DNH ,/ (VUL +(5(&DUDLQ &HR7HEKQRORJLHV QF 1\$ 86*6

Attachment: _4798.056 Contract Specifications - Sidewalk Improvements FINAL (O-2023-13 : 2023 Sidewalk Improvements Award (MFT))

GHA GEWALT HAMILTON ASSOCIATES, INC.
www.gha-engineers.com

ALTERNATE 02

N

LQ IW

6LGHZDON ,PSURYH

9LOOD JH RI %X

7KLV H[KLELW LV IRU LQIRUPDWLRQDO SXUSRVHV DQG PD\ QRW KDYH EHHQ SUHSDUHG IRU

6RXUHHV &RXQW\ RI /DNH ,/ (VUL +(5('DUPLQ 'HR7HEKQRORJLHV QF 1>$ 86'6

Attachment: _4798.056 Contract Specifications - Sidewalk Improvements FINAL (O-2023-13 : 2023 Sidewalk Improvements Award (MFT))

Description of Work
2023 Sidewalk Improvements Project
Village of Buffalo Grove

This project includes existing sidewalk on local streets, owned, maintained, and within the Village of Buffalo Grove right-of-way which requires removal and replacement due to trip hazards, settlements, and/or heaving, to extend its serviceable life and protect the traveling public. These propose improvements are considered spot repairs at various locations throughout the Village limits; no new sidewalk is being proposed.

The following is a list of streets including limits, and a brief description of work:

BASE BID:

Street	From/To
Bedford Court	Providence Ln to South End
Chaucer Way	Brandywyn Ln to Thompson Blvd
Checker Drive	IL Route 83 to Arlington Heights Rd
Dannet Road	Dayton Rd to Devonshire Rd
Dayton Court	Dayton Rd to West End
Dayton Road	Devonshire Rd to Devonshire Rd
Farrington Court	North End to Farrington Dr
Farrington Drive	Checker Dr to Harris Dr
Heatherdown Way	Kingsbridge Wy to Brandywyn Ln
Kent Lane	Chaucer Wy to Thompson Wy
Kingsbridge Way	Thompson Wy to Brandywyn Ln
Knollwood Drive	Thompson Blvd to Oxford Dr
Larchmont Drive	Knollwood Dr to Thompson Blvd
Logsdon Lane	Thompson Blvd to Thompson Blvd
Old Checker Road	Checker Dr to Buffalo Grove Rd
Shady Grove Lane	Checker Rd to Silver Rock Ln
Silver Rock Lane	Shady Grove Ln to Farrington Dr
Springside Court	Springside Ln to South End
Springside Lane	Farrington Dr to Old Checker Dr
Twilight Pass	Checker Dr to Silver Rock Ln
Woodhollow Lane	Shady Grove Ln to Farrington Dr
Wyngate Lane	Woodhollow Ln to Farrington Dr
Various Locations	

The above street segments will include sidewalk removal and replacement, tree root pruning, driveway pavement removal and replacement, landscape restoration, and other associated improvements at various locations selected by the Engineer.

ALTERNATE 01:

Street	From/To
Chevy Chase Drive	Milwaukee Ave to Linden Ave
Columbus Parkway	Chevy Chase Dr to Milwaukee Ave
Linden Avenue	Chevy Chase Dr to East End
Marquette Place	Prague Ave to East End
Prague Avenue	Linden Ave to Milwaukee Ave

The above street segments will include sidewalk removal and replacement, tree root pruning, driveway pavement removal and replacement, landscape restoration, and other associated improvements at various locations selected by the Engineer.

Attachment: _4798.056 Contract Specifications - Sidewalk Improvements FINAL (O-2023-13 : 2023 Sidewalk Improvements Award (MFT))

ALTERNATE 02:

Street	From/To
Fremont Way	Fremont Way to Arlington Heights Rd
Fremont Way	Camden Ct to Bristol Ln

The above street segments will include sidewalk removal and replacement, tree root pruning, landscape restoration, and other associated improvements at various locations selected by the Engineer.

Attachment: _4798.056 Contract Specifications - Sidewalk Improvements FINAL (O-2023-13 : 2023 Sidewalk Improvements Award (MFT))

SUMMARY OF QUANTITIES

LOCATION #		LOCATION	LENGTH (FT)	WIDTH (FT)	PCC SIDEWALK REMOVAL & REPLACEMENT (SQ FT)	COMBINATION CONCRETE CURB & GUTTER REMOVAL & REPLACEMENT (FOOT)	DRIVEWAY PAVEMENT REMOVAL (SQ YD)	PCC DRIVEWAY PAVEMENT, 6 INCH (SQ YD)	HOT-MIX ASPHALT DRIVEWAY PAVEMENT, 3" (SQ YD)	TREE ROOT PRUNING (EA)	GENERAI LANDSCAI RESTORATI (SQ YD)
BASE BID											
Bedford Court											
1	944	Bedford Court	15.9	4	63.6					1.0	
2	944	Bedford Court	9.5	4	38.0					1.0	
Chaucer Way											
3	994	Chaucer Way	9.5	5.0	47.5					1.0	
4	996	Chaucer Way	10.3	5.0	51.5					1.0	
5	813	Chaucer Way	10.1	5.0	50.5					1.0	
6	970	Chaucer Way	14.3	5.0	71.5					1.0	
7	971	Chaucer Way	24.9	5.0	124.5					1.0	
8	788	Chaucer Way	10.3	5.0	51.5					1.0	
9	812	Chaucer Way	11.5	5.0	57.5					1.0	
10	934	Chaucer Way	11.3	5.0	56.5					1.0	
11	800	Chaucer Way	10.0	5.0	50.0					1.0	
12	897	Chaucer Way	10.1	5.0	50.5					1.0	
Checker Drive											
13	370	Arbor Gate Lane	10.7	5.0	53.5						
14	361	Burnt Ember Lane	18.8	5.0	94.0						
15	740	Checker Drive	13.8	5.0	69.0					1.0	
16	480	Checker Drive	10.1	5.0	50.5						
17	631	Checker Drive	5.0	5.0	25.0						
18	581	Checker Drive	10.2	5.0	51.0						
19	711	Checker Drive	4.9	5.0	24.5						
20	951	Checker Drive	4.7	5.0	23.5						
21	411	Checker Drive	10.0	5.0	50.0						
22	760	Checker Drive	5.0	5.0	25.0						
23	631	Checker Drive	4.9	5.0	24.5						
24	750	Checker Drive	4.9	5.0	24.5		3.0		3.0		
25	750	Checker Drive	5.9	5.0	29.5						
26	380	Checker Drive	15.0	5.0	75.0		4.0		4.0		
27	630	Checker Drive	9.7	5.0	48.5						
28	780	Checker Drive	10.1	5.0	50.5						17.0
29	410	Checker Drive	5.0	5.0	25.0						
30	790	Checker Drive	5.1	5.0	25.5						
31	770	Checker Drive	9.8	5.0	49.0					1.0	
32	720	Checker Drive	5.2	5.0	26.0						
33	921	Checker Drive	9.8	4.0	39.2					1.0	
34	720	Checker Drive	5.0	5.0	25.0						
35	860	Checker Drive	15.0	5.0	75.0		4.0		4.0		
36	760	Checker Drive	5.1	5.0	25.5						
37	391	Checker Drive	4.7	5.0	23.5						
38	670	Checker Drive	10.0	5.0	50.0						
39	861	Checker Drive	5.2	4.0	20.8		4.0		4.0		
40	690	Checker Drive	10.1	4.0	40.4						
41	650	Checker Drive	10.5	5.0	52.5		4.0		4.0		
42	821	Checker Drive	15.2	5.0	76.0						
43	790	Checker Drive	9.4	5.0	47.0						
44	580	Checker Drive	5.1	5.0	25.5						
45	931	Checker Drive	5.0	5.0	25.0					1.0	
46	620	Checker Drive	5.7	5.0	28.5						
47	611	Checker Drive	11.1	5.0	55.5						
Dannet Road											
45	796	Dannet Road	16.1	5.0	80.5					1.0	
46	796	Dannet Road	10.1	5.0	50.5					1.0	
47	812	Dannet Road	20.3	5.0	101.5					1.0	
48	796	Dannet Road	9.7	5.0	48.5					1.0	
49	821	Dannet Road	10.0	5.0	50.0					1.0	
50	910	Dannet Road	19.3	5.0	96.5					1.0	
51	910	Dannet Road	14.8	5.0	74.0					1.0	
52	809	Dannet Road	9.9	5.0	49.5						17.0
53	820	Dannet Road	14.1	5.0	70.5					1.0	
Dayton Court											

Attachment: _4798.056 Contract Specifications - Sidewalk Improvements FINAL (O-2023-13 : 2023 Sidewalk Improvements Award (MFT))

SUMMARY OF QUANTITIES

LOCATION #	LOCATION		LENGTH (FT)	WIDTH (FT)	PCC SIDEWALK REMOVAL & REPLACEMENT (SQ FT)	COMBINATION CONCRETE CURB & GUTTER REMOVAL & REPLACEMENT (FOOT)	DRIVEWAY PAVEMENT REMOVAL (SQ YD)	PCC DRIVEWAY PAVEMENT, 6 INCH (SQ YD)	HOT-MIX ASPHALT DRIVEWAY PAVEMENT, 3" (SQ YD)	TREE ROOT PRUNING (EA)	GENERAI LANDSCAI RESTORATI (SQ YD)
54	1146	Dayton Court	14.8	5.0	74.0					1.0	
Dayton Road											
55	1265	Dayton Court	9.1	5.0	45.5						16.0
56	1195	Dayton Court	15.5	5.0	77.5					1.0	
57	1174	Dayton Court	10.3	5.0	51.5					1.0	
58	1225	Dayton Court	19.8	5.0	99.0					1.0	
Devonshire Road											
59	1343	Devonshire Road	23.4	5.0	117.0					1.0	
60	1317	Devonshire Road	20.4	5.0	102.0					1.0	
61	1275	Devonshire Road	21	5.0	105.0					1.0	
62	1327	Devonshire Road	11	5.0	55.0						
63	1341	Devonshire Road	10	5.0	50.0					1.0	
64	1299	Devonshire Road	14.8	5.0	74.0					1.0	
65	1287	Devonshire Road	21.7	5.0	108.5					1.0	
66	1125	Devonshire Road	10	5.0	50.0					1.0	
67	1112	Devonshire Road	14.8	5.0	74.0					1.0	
68	1339	Devonshire Road	19.6	5.0	98.0					1.0	
69	1337	Devonshire Road	9.6	5.0	48.0					1.0	
70	1124	Devonshire Road	20.2	5.0	101.0					1.0	
71	1320	Devonshire Road	15	5.0	75.0					1.0	
72	1330	Devonshire Road	15.6	5.0	78.0					1.0	
73	1307	Devonshire Road	14.3	5.0	71.5					1.0	
74	1344	Devonshire Road	9.8	5.0	49.0					1.0	
75	1335	Devonshire Road	18.5	5.0	92.5					1.0	
76	1215	Devonshire Road	15.1	5.0	75.5					1.0	
77	1351	Devonshire Road	9.7	5.0	48.5					1.0	
78	1134	Devonshire Road	9.6	5.0	48.0					1.0	
79	1163	Devonshire Road	9.5	5.0	47.5					1.0	
80	1357	Devonshire Road	10.1	5.0	50.5					1.0	
81	1342	Devonshire Road	10.2	5.0	51.0					1.0	
82	1275	Devonshire Road	10	5.0	50.0					1.0	
83	1340	Devonshire Road	25.5	5.0	127.5					1.0	
84	1353	Devonshire Road	14.2	5.0	71.0					1.0	
Farrington Court											
85	581	Farrington Court	15.3	5.0	76.5					1.0	
86	601	Farrington Court	10.3	5.0	51.5						
87	521	Farrington Court	20.4	5.0	102.0						34.0
88	581	Farrington Court	15.1	5.0	75.5					1.0	
89	551	Farrington Court	30.7	5.0	153.5						
90	491	Farrington Court	19.1	5.0	95.5					1.0	
91	571	Farrington Court	10.1	5.0	50.5					1.0	
Farrington Drive											
92	690	Farrington Drive	20.3	5.0	101.5					1.0	
93	610	Farrington Drive	15.5	5.0	77.5						
94	620	Farrington Drive	30.1	5.0	150.5						
95	551	Springside Lane	25.4	5.0	127.0						
Heatherdown Way											
96	781	Heatherdown Way	18.4	5.0	92.0					1.0	
97	751	Heatherdown Way	24.7	5.0	123.5					1.0	
98	821	Heatherdown Way	10.1	5.0	50.5					1.0	
Kent Lane											
99	1331	Kent Lane	14.2	5.0	71.0					1.0	
100	1351	Kent Lane	9.0	5.0	45.0					1.0	
101	1330	Kent Lane	10.3	5.0	51.5					1.0	
102	1370	Kent Lane	16.8	5.0	84.0					1.0	
Kingsbridge Way											
103	781	Kingsbridge Way	10.2	5.0	51.0						
104	810	Kingsbridge Way	9.4	5.0	47.0					1.0	
105	860	Kingsbridge Way	10.5	5.0	52.5					1.0	
106	810	Kingsbridge Way	19.4	5.0	97.0						
107	810	Kingsbridge Way	10.5	5.0	52.5					1.0	
108	820	Kingsbridge Way	8.0	5.0	40.0						

Attachment: _4798.056 Contract Specifications - Sidewalk Improvements FINAL (O-2023-13 : 2023 Sidewalk Improvements Award (MFT))

SUMMARY OF QUANTITIES

LOCATION #	LOCATION		LENGTH (FT)	WIDTH (FT)	PCC SIDEWALK REMOVAL & REPLACEMENT (SQ FT)	COMBINATION CONCRETE CURB & GUTTER REMOVAL & REPLACEMENT (FOOT)	DRIVEWAY PAVEMENT REMOVAL (SQ YD)	PCC DRIVEWAY PAVEMENT, 6 INCH (SQ YD)	HOT-MIX ASPHALT DRIVEWAY PAVEMENT, 3" (SQ YD)	TREE ROOT PRUNING (EA)	GENERAI LANDSCAI RESTORATI (SQ YD)
109	817	Kingsbridge Way	9.3	5.0	46.5						
Knollwood Drive											
110	875	Knollwood Drive	8.6	4.0	34.4						15.0
111	875	Knollwood Drive	22.8	4.0	91.2					1.0	
112	1100	Knollwood Drive	10.1	4.0	40.4					1.0	
113	1060	Knollwood Drive	9.6	4.0	38.4					1.0	
114	1100	Knollwood Drive	24.7	4.0	98.8					1.0	
115	1120	Knollwood Drive	13.8	4.0	55.2					1.0	
116	1160	Knollwood Drive	20.3	4.0	81.2					1.0	
117	1080	Knollwood Drive	40.1	4.0	160.4					1.0	
118	1050	Knollwood Drive	29.8	4.0	119.2					1.0	
Larchmont Drive											
119	1332	Larchmont Drive	9.9	4.0	39.6						
120	1328	Larchmont Drive	10.0	4.0	40.0						
121	1327	Larchmont Drive	18.6	4.0	74.4					1.0	
122	1470	Larchmont Drive	9.0	4.0	36.0					1.0	
Logsdon Lane											
123	1347	Logsdon Lane	19.8	4.0	79.2					1.0	
124	1395	Logsdon Lane	25.3	4.0	101.2					1.0	
Old Checker Road (Checker Drive to Old Checker Court - SOUTH SIDE)											
125		Old Checker Drive	5.5	8.0	44.0						
126		Old Checker Drive	4.5	8.0	36.0						
127		Old Checker Drive	5.0	8.0	40.0						
128		Old Checker Drive	4.9	8.0	39.2						
129		Old Checker Drive	9.9	8.0	79.2					1.0	
130		Old Checker Drive	15.5	8.0	124.0						
131		Old Checker Drive	14.3	8.0	114.4						24.0
132		Old Checker Drive	5.1	8.0	40.8						
133		Old Checker Drive	15.0	8.0	120.0						
Old Checker Road (Old Checker Court to Golf Course - SOUTH SIDE)											
134		Old Checker Drive	4.8	8.0	38.4						
135		Old Checker Drive	9.8	8.0	78.4						
136		Old Checker Drive	11.0	8.0	88.0						19.0
137		Old Checker Drive	4.9	8.0	39.2						
138		Old Checker Drive	15.1	8.0	120.8						
139		Old Checker Drive	4.9	8.0	39.2						
140		Old Checker Drive	5.0	8.0	40.0						
141		Old Checker Drive	9.0	8.0	72.0						
142		Old Checker Drive	4.6	8.0	36.8						
143		Old Checker Drive	5.2	8.0	41.6						
Old Checker Road (Golf Course to Buffalo Grove Road - SOUTH SIDE)											
144		Old Checker Drive	110.0	5.0	550.0						85.0
145		Old Checker Drive	95.0	8.0	760.0						105.0
146		Old Checker Drive	5.0	5.0	25.0					1.0	
147		Old Checker Drive	5.0	5.0	25.0					1.0	
148		Old Checker Drive	5.0	5.0	25.0					1.0	
149		Old Checker Drive	10.1	5.0	50.5						
150		Old Checker Drive	5.2	5.0	26.0						
151		Old Checker Drive	15.0	5.0	75.0						
Old Checker Road (Checker Drive to Willow Stream Park - NORTH SIDE)											
152		Old Checker Drive	26.1	5.0	130.5						
153		Old Checker Drive	5.1	5.0	25.5						
Old Checker Road (Willow Stream Park to Buffalo Grove Road - NORTH SIDE)											
154		Old Checker Drive	6.2	8.0	49.6						
155		Old Checker Drive	5.4	8.0	43.2						
156		Old Checker Drive	5.1	8.0	40.8						
157		Old Checker Drive	4.4	8.0	35.2						
158		Old Checker Drive	5.1	8.0	40.8						
Oxford Drive											
159	1417	Oxford Drive	10.1	4.0	40.4					1.0	
160	1421	Oxford Drive	10.6	4.0	42.4						

Attachment: _4798.056 Contract Specifications - Sidewalk Improvements FINAL (O-2023-13 : 2023 Sidewalk Improvements Award (MFT))

SUMMARY OF QUANTITIES

LOCATION #	LOCATION		LENGTH (FT)	WIDTH (FT)	PCC SIDEWALK REMOVAL & REPLACEMENT (SQ FT)	COMBINATION CONCRETE CURB & GUTTER REMOVAL & REPLACEMENT (FOOT)	DRIVEWAY PAVEMENT REMOVAL (SQ YD)	PCC DRIVEWAY PAVEMENT, 6 INCH (SQ YD)	HOT-MIX ASPHALT DRIVEWAY PAVEMENT, 3" (SQ YD)	TREE ROOT PRUNING (EA)	GENERAI LANDSCAI RESTORATI (SQ YD)
161	1429	Oxford Drive	15.1	4.0	60.4					1.0	
Shady Grove Lane											
162	720	Shady Grove Lane	9.4	4.0	37.6						
163	920	Shady Grove Lane	3.6	4.0	14.4						
164	711	Shady Grove Lane	5.1	4.0	20.4						
165	880	Shady Grove Lane	5.2	4.0	20.8		4.0		4.0		
166	911	Shady Grove Lane	5.0	4.0	20.0						
167	720	Shady Grove Lane	13.5	4.0	54.0						
168	811	Shady Grove Lane	4.7	4.0	18.8						
169	761	Shady Grove Lane	5.6	4.0	22.4						
170	751	Shady Grove Lane	5.6	4.0	22.4						
171	840	Shady Grove Lane	5.0	4.0	20.0						
172	860	Shady Grove Lane	14.9	4.0	59.6						
173	791	Shady Grove Lane	10.7	4.0	42.8						18.0
174	770	Shady Grove Lane	10.5	4.0	42.0						
175	810	Shady Grove Lane	15.0	4.0	60.0						
176	871	Shady Grove Lane	5.0	4.0	20.0		4.0		4.0		
177	871	Shady Grove Lane	15.0	4.0	60.0						
178	811	Shady Grove Lane	5.3	4.0	21.2					1.0	
178	711	Shady Grove Lane	26.5	4.0	106.0		4.0		4.0		
179	701	Shady Grove Lane	10.2	4.0	40.8						
179	701	Shady Grove Lane	9.9	4.0	39.6						17.0
180	731	Shady Grove Lane	10.5	4.0	42.0					1.0	
180	821	Shady Grove Lane	5.8	4.0	23.2		5.0		5.0		
181	950	Shady Grove Lane	13.3	4.0	53.2						
181	950	Shady Grove Lane	4.7	4.0	18.8						
Silver Rock Lane											
182	740	Silver Rock Lane	5.0	4.0	20.0						
183	681	Silver Rock Lane	11.2	4.0	44.8						
184	730	Silver Rock Lane	4.8	4.0	19.2						
185	860	Silver Rock Lane	10.3	4.0	41.2					1.0	
186	721	Silver Rock Lane	4.3	4.0	17.2						8.0
187	661	Silver Rock Lane	4.6	4.0	18.4						
188	790	Silver Rock Lane	10.7	4.0	42.8						
189	901	Silver Rock Lane	5.0	4.0	20.0						
190	830	Silver Rock Lane	4.6	4.0	18.4						
191	700	Silver Rock Lane	5.1	4.0	20.4						9.0
192	640	Silver Rock Lane	5.5	4.0	22.0		4.0		4.0		
193	630	Silver Rock Lane	5.0	4.0	20.0						
194	730	Silver Rock Lane	4.9	4.0	19.6					1.0	
195	740	Silver Rock Lane	22.3	4.0	89.2					1.0	
196	601	Silver Rock Lane	4.9	4.0	19.6						9.0
197	820	Silver Rock Lane	5.4	4.0	21.6					1.0	
198	901	Silver Rock Lane	10.1	4.0	40.4						
199	741	Silver Rock Lane	5.2	4.0	20.8						
Springside Court											
200	6	Springside Court	15.9	4.0	63.6						
201	4	Springside Court	4.8	4.0	19.2						
202	6	Springside Court	4.0	4.0	16.0						
203	7	Springside Court	7.8	4.0	31.2					1.0	
204	7	Springside Court	5.1	4.0	20.4						
205	1	Springside Court	4.8	4.0	19.2					1.0	
Springside Lane											
206	431	Springside Lane	5.8	4.0	23.2					1.0	
207	430	Springside Lane	9.7	4.0	38.8					1.0	
208	391	Springside Lane	5.1	4.0	20.4						
209	430	Springside Lane	20.0	4.0	80.0						
210	320	Springside Lane	10.3	4.0	41.2						
211	490	Springside Lane	10.4	4.0	41.6						
212	371	Springside Lane	10.0	4.0	40.0						
213	330	Springside Lane	5.0	4.0	20.0						
214	510	Springside Lane	5.1	4.0	20.4					1.0	
215	491	Springside Lane	20.5	4.0	82.0						

SUMMARY OF QUANTITIES

LOCATION #	LOCATION		LENGTH (FT)	WIDTH (FT)	PCC SIDEWALK REMOVAL & REPLACEMENT (SQ FT)	COMBINATION CONCRETE CURB & GUTTER REMOVAL & REPLACEMENT (FOOT)	DRIVEWAY PAVEMENT REMOVAL (SQ YD)	PCC DRIVEWAY PAVEMENT, 6 INCH (SQ YD)	HOT-MIX ASPHALT DRIVEWAY PAVEMENT, 3" (SQ YD)	TREE ROOT PRUNING (EA)	GENERAI LANDSCAI RESTORATI (SQ YD)
216	470	Springside Lane	4.4	4.0	17.6						
217	471	Springside Lane	5.0	4.0	20.0						
218	410	Springside Lane	5.0	4.0	20.0						
219	541	Springside Lane	4.8	4.0	19.2					1.0	
220	430	Springside Lane	5.0	4.0	20.0		3.0		3.0		
221	461	Springside Lane	9.8	4.0	39.2						
222	410	Springside Lane	5.1	4.0	20.4						
223	441	Springside Lane	5.0	4.0	20.0					1.0	
224	540	Springside Lane	9.9	4.0	39.6		3.0		3.0		
225	330	Springside Lane	5.0	4.0	20.0						
226	440	Springside Lane	20.0	4.0	80.0		4.0		4.0		
227	431	Springside Lane	6.3	4.0	25.2						
228	440	Springside Lane	5.0	4.0	20.0						
229	460	Springside Lane	15.0	4.0	60.0		4.0		4.0		
Woodhollow Lane											
230	681	Woodhollow Lane	10.5	4.0	42.0					1.0	
231	871	Woodhollow Lane	10.7	4.0	42.8						
232	641	Woodhollow Lane	5.0	4.0	20.0						
233	741	Woodhollow Lane	10.4	4.0	41.6		4.0		4.0		
234	671	Woodhollow Lane	10.2	4.0	40.8						
235	860	Woodhollow Lane	9.6	4.0	38.4						16.0
236	881	Woodhollow Lane	19.3	4.0	77.2						33.0
237	681	Woodhollow Lane	15.0	4.0	60.0					1.0	
238	651	Woodhollow Lane	4.6	4.0	18.4		4.0		4.0		
239	710	Woodhollow Lane	9.8	4.0	39.2						
240	630	Woodhollow Lane	9.6	4.0	38.4					1.0	
241	850	Woodhollow Lane	14.3	4.0	57.2						
242	701	Woodhollow Lane	10.8	4.0	43.2					1.0	
243	680	Woodhollow Lane	10.3	4.0	41.2						
244	610	Woodhollow Lane	16.3	4.0	65.2						
245	611	Woodhollow Lane	5.0	4.0	20.0						
246	850	Woodhollow Lane	14.5	4.0	58.0						
247	701	Woodhollow Lane	5.0	4.0	20.0					1.0	
248	630	Woodhollow Lane	21.6	4.0	86.4					1.0	
249	651	Woodhollow Lane	13.7	4.0	54.8						23.0
Wyngate Lane											
250	770	Wyngate Lane	14.0	4.0	56.0					1.0	
251	730	Wyngate Lane	14.5	4.0	58.0						
252	691	Wyngate Lane	26.9	4.0	107.6						
253	620	Wyngate Lane	19.3	4.0	77.2						
254	761	Wyngate Lane	5.6	4.0	22.4						
255	690	Wyngate Lane	19.1	4.0	76.4						
256	630	Wyngate Lane	26.7	4.0	106.8					1.0	
257	700	Wyngate Lane	9.6	4.0	38.4						
258	591	Wyngate Lane	5.3	4.0	21.2						
259	670	Wyngate Lane	14.5	4.0	58.0						
Various											
260	1395	Green Knolls Drive					30.0	30.0			
261	Public Works Locations				1000.0	150.0	100.0	100.0			
				BASE BID TOTAL:	**16,205.1**	**150.0**	**192.0**	**130.0**	**62.0**	**108.0**	**465.0**
					ALTERNATE 01						
Chevy Chase Drive											
262	43	Chevy Chase Drive	4.9	5.0	24.5						
263	9	Chevy Chase Drive	4.9	5.0	24.5						
264	33	Chevy Chase Drive	4.9	5.0	24.5		4.0		4.0		
265	39	Chevy Chase Drive	5.0	5.0	25.0						
266	7	Chevy Chase Drive	15.7	5.0	78.5						
267	19	Chevy Chase Drive	4.9	5.0	24.5						
268	15	Chevy Chase Drive	5.0	5.0	25.0						
269	43	Chevy Chase Drive	5.0	5.0	25.0						
270	11	Chevy Chase Drive	4.9	5.0	24.5		5.0		5.0		
271	39	Chevy Chase Drive	4.8	5.0	24.0						

Attachment: _4798.056 Contract Specifications - Sidewalk Improvements FINAL (O-2023-13 : 2023 Sidewalk Improvements Award (MFT))

SUMMARY OF QUANTITIES

LOCATION #		LOCATION	LENGTH (FT)	WIDTH (FT)	PCC SIDEWALK REMOVAL & REPLACEMENT (SQ FT)	COMBINATION CONCRETE CURB & GUTTER REMOVAL & REPLACEMENT (FOOT)	DRIVEWAY PAVEMENT REMOVAL (SQ YD)	PCC DRIVEWAY PAVEMENT, 6 INCH (SQ YD)	HOT-MIX ASPHALT DRIVEWAY PAVEMENT, 3" (SQ YD)	TREE ROOT PRUNING (EA)	GENERAI LANDSCAI RESTORATI (SQ YD)
272	29	Chevy Chase Drive	5.0	5.0	25.0		4.0		4.0		
273	25	Chevy Chase Drive	9.9	5.0	49.5		4.0		4.0		
274	35	Chevy Chase Drive	4.6	5.0	23.0						
275	13	Chevy Chase Drive	5.0	5.0	25.0						
Columbus Parkway											
276	18	Columbus Parkway	5.0	5.0	25.0		3.0		3.0		
277	20	Columbus Parkway	9.6	5.0	48.0					1.0	
278	23	Columbus Parkway	5.0	5.0	25.0						
279	13	Columbus Parkway	5.0	5.0	25.0						
280	11	Columbus Parkway	14.9	5.0	74.5						
281	9	Columbus Parkway	24.9	5.0	124.5		4.0		4.0		
282	9	Columbus Parkway	14.7	5.0	73.5						
283	7	Columbus Parkway	19.5				7.0		7.0		
284	200	Milwaukee Avenue	6.0								
285	200	Milwaukee Avenue	65.0				30.0		30.0		
286	200	Milwaukee Avenue	5.0								
287	180	Milwaukee Avenue	5.0				4.0		4.0		
Linden Avenue											
288	28	Linden Avenue	45.0	5.0	225.0					1.0	
289	10	Linden Avenue	5.0	5.0	25.0						
290	6	Linden Avenue	10.2	5.0	51.0					1.0	
291	18	Linden Avenue	29.6	5.0	148.0					1.0	
292	14	Linden Avenue	5.1	5.0	25.5						
293	28	Linden Avenue	9.7	5.0	48.5					1.0	
294	6	Linden Avenue	5.1	5.0	25.5						
295	22	Linden Avenue	14.9	5.0	74.5						
296	6	Linden Avenue	15.2	5.0	76.0					1.0	
297	26	Linden Avenue	15.0	5.0	75.0						
298	24	Linden Avenue	10.0	5.0	50.0					1.0	
299	16	Linden Avenue	25.3	5.0	126.5					1.0	
Marquette Place											
300	16	Marquette Place	5.4	5.0	27.0					1.0	
301	15	Marquette Place	10.0	5.0	50.0						
302	12	Marquette Place	10.0	5.0	50.0						
303	16	Marquette Place	10.1	5.0	50.5					1.0	
304	18	Marquette Place	4.7	5.0	23.5					1.0	
305	8	Marquette Place	10.1	5.0	50.5					1.0	
306	8	Marquette Place	5.0	5.0	25.0					1.0	
307	13	Marquette Place	9.7	5.0	48.5					1.0	
308	7	Marquette Place	19.7	5.0	98.5					1.0	
309	13	Marquette Place	5.2	5.0	26.0		4.0		4.0		
310	8	Marquette Place	11.0	5.0	55.0					1.0	
311	11	Marquette Place	15.0	5.0	75.0					1.0	
312	9	Marquette Place	5.0	5.0	25.0						
Prague Avenue											
313	900	Prague Avenue	10.0	5.0	50.0					1.0	
314	915	Prague Avenue	10.0	5.0	50.0					1.0	
315	912	Prague Avenue	5.1	5.0	25.5					1.0	
316	901	Prague Avenue	25.3	5.0	126.5					1.0	
317	860	Prague Avenue	14.9	5.0	74.5					1.0	
318	925	Prague Avenue	15.5	5.0	77.5					1.0	
319	912	Prague Avenue	5.1	5.0	25.5						
320	800	Prague Avenue	20.3	5.0	101.5						
321	932	Prague Avenue	5.0	5.0	25.0						
322	925	Prague Avenue	5.0	5.0	25.0						
323	922	Prague Avenue	14.9	5.0	74.5						
324	920	Prague Avenue	5.3	5.0	26.5						
325	912	Prague Avenue	5.6	5.0	28.0		4.0		4.0		
326	901	Prague Avenue	5.7	5.0	28.5						
327	925	Prague Avenue	31.4	5.0	157.0					1.0	
328	206	Milwaukee Avenue	40.0	5.0	200.0						
				ALTERNATE 01 TOTAL:	3,468.5		73.0		73.0		

SUMMARY OF QUANTITIES

LOCATION #	LOCATION	LENGTH (FT)	WIDTH (FT)	PCC SIDEWALK REMOVAL & REPLACEMENT (SQ FT)	COMBINATION CONCRETE CURB & GUTTER REMOVAL & REPLACEMENT (FOOT)	DRIVEWAY PAVEMENT REMOVAL (SQ YD)	PCC DRIVEWAY PAVEMENT, 6 INCH (SQ YD)	HOT-MIX ASPHALT DRIVEWAY PAVEMENT, 3" (SQ YD)	TREE ROOT PRUNING (EA)	GENERAI LANDSCAI RESTORATI (SQ YD)
					ALTERNATE 02					
Fremont Way (Bristol Lane to Arlington Heights Road - NORTH SIDE)										
329	Fremont Way	9.8	5.0	49.0						
Fremont Way (Fremont Way to Arlington Heights Road - SOUTH SIDE)										
330	Fremont Way	20.3	5.0	101.5						
331	Fremont Way	15.3	5.0	76.5						
332	Fremont Way	10.1	5.0	50.5						
Fremont Way (Camden Court to Bristol Lane)										
333	Fremont Way	9.7	5.0	48.5						
334	Fremont Way	14.4	5.0	72.0						
335	1100 Fremont Way	41.6	5.0	208.0					1.0	
336	Fremont Way	25.3	5.0	126.5					1.0	
337	Fremont Way	30.0	5.0	150.0						
338	Fremont Way	29.8	5.0	149.0						
339	Fremont Way	10.4	5.0	52.0						
340	Fremont Way	25.3	4.0	101.2						
341	Fremont Way	24.6	4.0	98.4						
		ALTERNATE 02 TOTAL:		1,283.1					2.0	
	TOTAL:			20,956.7	150.0	265.0	130.0	135.0	134.0	465.0

* All locations and measurements are approximate; exact locations and measurements shall be determined in the field by the Engineer.

Attachment: _4798.056 Contract Specifications - Sidewalk Improvements FINAL (O-2023-13 : 2023 Sidewalk Improvements Award (MFT))

Illinois Department of Transportation

Check Sheet for Recurring Special Provisions

Local Public Agency	County	Section Number
Village of Buffalo Grove	Cook/Lake	23-00000-02-GM

☐ **Check this box for lettings prior to 01/01/2023.**

The Following Recurring Special Provisions Indicated By An "X" Are Applicable To This Contract And Are Included By Reference:

Recurring Special Provisions

Check Sheet #			Page No.
1	☐	Additional State Requirements for Federal-Aid Construction Contracts	53
2	☐	Subletting of Contracts (Federal-Aid Contracts)	56
3	☐	EEO	57
4	☐	Specific EEO Responsibilities Non Federal-Aid Contracts	67
5	☐	Required Provisions - State Contracts	72
6	☐	Asbestos Bearing Pad Removal	78
7	☐	Asbestos Waterproofing Membrane and Asbestos HMA Surface Removal	79
8	☐	Temporary Stream Crossings and In-Stream Work Pads	80
9	☐	Construction Layout Stakes	81
10	☐	Use of Geotextile Fabric for Railroad Crossing	84
11	☐	Subsealing of Concrete Pavements	86
12	☐	Hot-Mix Asphalt Surface Correction	90
13	☐	Pavement and Shoulder Resurfacing	92
14	☐	Patching with Hot-Mix Asphalt Overlay Removal	93
15	☐	Polymer Concrete	95
16	☐	Reserved	97
17	☐	Bicycle Racks	98
18	☐	Temporary Portable Bridge Traffic Signals	100
19	☐	Nighttime Inspection of Roadway Lighting	102
20	☐	English Substitution of Metric Bolts	103
21	☐	Calcium Chloride Accelerator for Portland Cement Concrete	104
22	☐	Quality Control of Concrete Mixtures at the Plant	105
23	☒	Quality Control/Quality Assurance of Concrete Mixtures	113
24	☐	Reserved	129
25	☐	Reserved	130
26	☐	Temporary Raised Pavement Markers	131
27	☐	Restoring Bridge Approach Pavements Using High-Density Foam	132
28	☐	Portland Cement Concrete Inlay or Overlay	135
29	☐	Portland Cement Concrete Partial Depth Hot-Mix Asphalt Patching	139
30	☐	Longitudinal Joint and Crack Patching	142
31	☐	Concrete Mix Design - Department Provided	144
32	☐	Station Numbers in Pavements or Overlays	145

Attachment: _4798.056 Contract Specifications - Sidewalk Improvements FINAL (O-2023-13 : 2023 Sidewalk Improvements Award (MFT))

Local Public Agency	County	Section Number
Village of Buffalo Grove	Cook/Lake	23-00000-02-GM

The Following Local Roads And Streets Recurring Special Provisions Indicated By An "X" Are Applicable To This Contract And Are Included By Reference:

Local Roads And Streets Recurring Special Provisions

Check Sheet #			Page No.
LRS 1		**Reserved**	147
LRS 2	☐	Furnished Excavation	148
LRS 3	☒	Work Zone Traffic Control Surveillance	149
LRS 4	☒	Flaggers in Work Zones	150
LRS 5	☒	Contract Claims	151
LRS 6	☒	Bidding Requirements and Conditions for Contract Proposals	152
LRS 7	☐	Bidding Requirements and Conditions for Material Proposals	158
LRS 8		**Reserved**	164
LRS 9	☐	Bituminous Surface Treatments	165
LRS 10		**Reserved**	169
LRS 11	☒	Employment Practices	170
LRS 12	☒	Wages of Employees on Public Works	172
LRS 13	☒	Selection of Labor	174
LRS 14	☐	Paving Brick and Concrete Paver Pavements and Sidewalks	175
LRS 15	☒	Partial Payments	178
LRS 16	☐	Protests on Local Lettings	179
LRS 17	☐	Substance Abuse Prevention Program	180
LRS 18	☐	Multigrade Cold Mix Asphalt	181
LRS 19	☐	Reflective Crack Control Treatment	182

Attachment: _4798.056 Contract Specifications - Sidewalk Improvements FINAL (O-2023-13 : 2023 Sidewalk Improvements Award (MFT))

Illinois Department of Transportation

Special Provisions

VoBG-2023-01

Local Public Agency	County	Section Number
Village of Buffalo Grove	Cook/Lake	23-00000-02-GM

The following Special Provision supplement the "Standard Specifications for Road and Bridge Construction", adopted January 1, 2022, the latest edition of the "Manual on Uniform Traffic Control Devices for Streets and Highways", and the "Manual of Test Procedures of Materials" in effect on the date of invitation of bids, and the Supplemental Specification and Recurring Special Provisions indicated on the Check Sheet included here in which apply to and govern the construction of the above named section, and in case of conflict with any parts, or parts of said Specifications, the said Special Provisions shall take precedence and shall govern.

2023 Sidewalk Improvements Project

Attachment: _4798.056 Contract Specifications - Sidewalk Improvements FINAL (O-2023-13 : 2023 Sidewalk Improvements Award (MFT))

TABLE OF CONTENTS
FOR CONTRACT SPECIAL PROVISIONS

General Conditions

1. General Conditions
2. Scope of Work
3. Definition of Village of Buffalo Grove
4. Clean Construction and Demolition Debris (CCDD) Material Disposal
5. JULIE Notification
6. Notice to Bidders
7. Village Contractor Registration
8. Completion Date
9. Contract Sequencing
10. Construction Work Periods
11. Use of the Work Site
12. Pre-Construction Meeting
13. Authority of the Engineer
14. Status of Utilities
15. Protection of Mailboxes
16. Saw Cutting
17. Use of Fire Hydrants
18. Dust Control
19. Refuse Pick Up Schedule
20. Landscape Restoration
21. Earth Excavation
22. Traffic Control Plan
23. Maintenance of Roadways
24. Application For Payment
25. Certified Payroll Reports
26. Monetary Penalties
27. Public Notification

Special Provisions

1. Tree Root Pruning
2. Aggregate Base Course, Type B
3. Portland Cement Concrete Sidewalk
4. Hot-Mix Asphalt Driveway Pavement
5. General Landscape Restoration (Special)
6. Combination Concrete Curb and Gutter

IDOT District One - Special Provisions

1. Friction Aggregate (D-1)
2. Ground Tire Rubber (GTR) Modified Asphalt Binder (D-1)
3. Hot-Mix Asphalt (D-1)
4. Hot-Mix Asphalt Binder and Surface Course(D-1)
5. Hot-Mix Asphalt – Mixture Design Verification and Production (D-1)

Attachment: _4798.056 Contract Specifications - Sidewalk Improvements FINAL (O-2023-13 : 2023 Sidewalk Improvements Award (MFT))

General Conditions

1. General Conditions

It is the policy of the Municipality and other governing agencies to set standards for the performance of road and bridge construction. This contract shall expressly adhere to the 'Standard Specifications for Road and Bridge Construction', latest edition, and the 'Standard Specifications for Water and Sewer Main Construction in Illinois', latest edition, unless otherwise specified herein.

2. Scope of Work

The provisions of Article 104.02 of the Standard Specifications are hereby amended as follows: **"The Village of Buffalo Grove (Village) expressly reserves the right to remove from or add to the project any portions thereof included in the 2023 Sidewalk Improvements Project. Such additions or reductions, if any, shall be made in writing by the Village prior to execution of the Contract Documents. Any addition or reduction in the scope of work required by the Village prior to the execution of the Contract Documents shall not result in an adjustment to the contract or to the price originally bid."**

3. Definition of Village of Buffalo Grove

All references in the contract relating to the Department, Awarding Authority, Village of Buffalo Grove, Village etc. shall mean the Village of Buffalo Grove.

4. Clean Construction and Demolition Debris (CCDD) Material Disposal

Work under this item shall be performed in compliance with the Illinois Environmental Protection Agency (IEPA) guidelines in effect at the time of construction.

The Contractor will be required to make all arrangements for coordination and submission of the necessary documents with their chosen CCDD or other suitable disposal facility. Written confirmation of preliminary approval must be provided from the disposal facility and confirmed by the Owner as acceptable.

All surplus, clean material generated from the Contractor's activities must be disposed of at an IEPA permitted CCDD or otherwise acceptable facility. The Contractor is responsible for providing documentation to the Owner for each load hauled off-site showing the quantity of material and the location the material was disposed of.

Disposal of clean material not in compliance with these requirements will constitute breach of contract. If the Contractor fails to provide adequate documentation supporting the legal disposal of clean material according to this special provision, the Contractor shall be fined $1,000 per load of material and will assume all liability associated with material disposed of not in compliance with this special provision.

No extra compensation will be allowed to the Contractor for any expenses incurred complying with these requirements including but not limited to: delays, inconvenience, or interruptions in the work resulting from compliance with these requirements. All costs associated with material disposal shall be included into the appropriate unit bid prices for the work.

5. JULIE Notification

The Contractor shall call the Joint Utility Locating Information for Excavators (JULIE) (1-800-892-0123 or 811), a minimum of forty-eight (48) hours in advance of work being done in the area in accordance with Article 107.39 of the Standard Specifications.

For utilities which are not members, excluding homeowners, the Contractor shall contact the owners directly. The Contractor will be required to cooperate with all utility companies and municipal agencies involved in connection with the removal, temporary relocation, reconstruction or abandonment by these agencies of any and all services.

No additional compensation will be allowed the Contractor for any expense incurred by complying with these requirements, or because of delays, inconvenience or interruptions in his work resulting from the failure of the municipal agencies or utility company to remove, relocate, reconstruct or abandon their services.

6. Notice to Bidders

Attachment: _4798.056 Contract Specifications - Sidewalk Improvements FINAL (O-2023-13 : 2023 Sidewalk Improvements Award (MFT))

All bid proposals must be submitted electronically through the Village's Vendor Registry online procurement system. **Hard copy bids will not be accepted.** As read results of the bids will be posted to the Village's webpage, www.vbg.org/bids as soon as possible following the bid opening. In order to submit a bid proposal, bidders

a. Go to www.vbg.org/bids
b. Select on the project description, '2023 Sidewalk Improvements Project' and click the large red button at the top

c. Log in to your account and enter your total bid.
d. Include an attachment (up to 200 MB), the following bid documents only:
    i. Local Public Agency Formal Contract Proposal (6 Pages)
    ii. Schedule of Prices (3 Pages)
    iii. Local Agency Proposal Bid Bond
e. The following documents will be requested by the two (2) as read low bidders immediately following the bid opening:
    i. Apprenticeship or Training Program Certification
    ii. Affidavit of Illinois Business Office
    iii. Affidavit of Availability
    iv. Village of Buffalo Grove Public Contract Statements

All bids will be opened and read publicly via the Microsoft Teams video conferencing platform.

Please join on your computer, mobile app or room device
https://bit.ly/3ZgVpwg

Meeting ID: 232 219 983 61
Passcode: Ush9MU

7. Village Contractor Registration

All bidders are required to fully register with the Village of Buffalo Grove, including IRS Form W-9, at:

https://vrapp.vendorregistry.com/Vendor/Register/Index/buffalo-grove-village-of-il-vendor-registration

OR

www.vbg.org/bids

Select the link 'Register My Business'

Please contact Vendor Registry at (844) 802-9202 for assistance in the registration process.

The Village of Buffalo Grove reserves the right to reject any or all proposals if the bidder does not comply with the requirements as stated herein.

8. Completion Date

The Contractor shall commence the work to be performed under this contract, on or near Monday, June 5, 2023. The work shall be prosecuted in such a manner and with such a supply of materials, equipment and labor as considered necessary to ensure its completion according to the time specified in the contract. The Contractor shall have twenty five (25) working days from the actual date the Contractor begins work to complete this project, regardless of what is awarded. All work shall be completed, regardless of what is awarded or the actual start date by **Friday, August 11, 2023**, including punch list items, as defined in Article 108.04 of the Standard Specifications.

In case of failure to complete the work on time, the provisions of Article 108.09 of the Standard Specifications shall apply following the calendar day schedule of deductions.

The estimated Village Board award date for this project is Monday, February 20, 2023.

Attachment: _4798.056 Contract Specifications - Sidewalk Improvements FINAL (O-2023-13 : 2023 Sidewalk Improvements Award (MFT))

Attachment: _4798.056 Contract Specifications - Sidewalk Improvements FINAL (O-2023-13 : 2023 Sidewalk Improvements Award (MFT))

9. Contract Sequencing

The Contractor shall notify the Engineer at least 72 hours in advance of beginning work and 48 hours prior to construction commencement on each subsequent street. Construction operations shall be conducted in a manner such that streets will remain open to all traffic. At no time shall residents or business owners be kept out of their driveway over a weekend or holiday as defined in article 107.09 of the Standard Specifications.

Work shall be scheduled so that it is continuous on the various roadways. The Contractor and approved Subcontractor(s) shall, at all times, employ and provide sufficient labor, tools, equipment, and other incidental items for prosecuting the work to full completion in the manner and time required by the contract.

10. Construction Work Periods

Construction operations shall be completed in accordance with Article 107.09 of the Standard Specifications. All work shall be confined to the period beginning at 7:00 AM and ending at 6:00 PM on weekdays. No work shall be done on weekends or legal holiday periods as defined in Article 107.09 of the Standard Specifications.

Any work outside the allowed time periods specified including but not limited to, material deliveries, mobilization of equipment, warming up machinery, and mobilization of equipment, a penalty of $1,000 per occurrence may be imposed.

11. Use of the Work Site

Contractor shall use the Work Site solely to complete the Work and such related activities as may be authorized or directed by the Village. Except as provided herein, Contractor shall not (nor shall Contractor cause or permit any employee or person under Contractor's control) to display or broadcast commercial, political, or religious messages or advertisements of any nature at the Work Site or in connection with the Work. The foregoing shall not be construed to prohibit the following at the Work Site or in connection with the Work: (a) the use of equipment, materials, or other items (*e.g.* personnel uniforms and clothing) that identify the Contractor (such as by displaying the Contractor's name, logo, slogan, contact information, or similar messages) or that identify the maker or supplier of such equipment, material, or item; or (b) the use or display of signs, flags, cones, traffic control devices, markers, or other similar devices that reasonably relate to the Work, Work Site safety, public safety, or regulatory compliance; or (c) personal speech, religious practice, or expression by any individual performing Work or at the Work Site; or (d) upon written approval or direction of the Village, the display of information regarding the sponsor of the Work or funding sources for the Work.

In addition, Contractor shall not (nor shall Contractor require or permit its personnel, subcontractors, or subcontractors' personnel to) conduct any prohibited political activity at the Work Site or while performing the Work. Contractor and its personnel or subcontractors (including any subcontractor's personnel) shall not intentionally or knowingly use the Work Site or any other property or resources of the Village in connection with any prohibited political activity. For purposes of this section, the term "prohibited political activity" shall have the meaning set forth in Section 5 of the State Officials and Employees Ethics Act, 5 ILCS 430/1-5.

12. Pre-Construction Meeting

Prior to commencing any construction operations, there shall be a pre-construction meeting. The Owner or Engineer will set the time and date of the meeting following Contract award.

The following shall be submitted by the Contractor for review at the pre-construction meeting:

A Progress Schedule in accordance with Article 108.02.

The 24-hour emergency phone number and contact information of the assigned Contractor's superintendent, or otherwise.

The name and 24-hour emergency phone number of the person in the direct employ of the Contractor who is responsible for administrating the Traffic Control and Protection on the Contract

A list of subcontractors with contact information, including but not limited to name, phone number, and email address, and include quantity and type of work to be sublet for each respective subcontractor in accordance with Article 108.01 of the Standard Specifications.

A list of proposed sources of material.

Hot-mix asphalt and concrete mix designs, and respective quality control plans.

Any applicable shop drawing submittals.

13. Authority of the Engineer

Revise Article 105.01 Authority of Engineer to read:

"All work shall be done in accordance with the requirements of the Contract, the Engineer shall have the right, but not the obligation, to observe all work. The Engineer shall decide all questions that arise as to the interpretation of the Plans and Specifications and as to disputes and mutual rights between Contractors under the Specifications. The Engineer shall advise the Village of Buffalo Grove as to the quality and acceptability of materials furnished and work performed, rate of progress of the work, and acceptable fulfillment of the Contract. The Engineer will determine the amount of materials furnished and work performed. The Engineer's advice and determinations shall be conditions precedent to the right of the Contractor to receive money due the Contractor under the Contract."

"The Engineer will notify the Contractor in writing if the work is to be suspended by the Village of Buffalo Grove wholly or in part due to the failure of the Contractor to carry out provisions of the contract; for failure to carry out orders; for such periods due to unsuitable weather; for conditions considered unsuitable for the prosecution of the work or for any other condition or reason deemed to be in the public interest."

"In case of failure on the part of the Contractor to execute work as directed by the Engineer, the Village of Buffalo Grove may, at the expiration of a period of 48 hours after giving notice in writing to the Contractor, proceed to execute such work as may be deemed necessary, and the cost thereof shall be deducted from compensation due or which may become due to the Contractor under the contract."

The Engineer shall not assume any of the responsibilities of the Contractor's superintendent or of subcontractors; shall not expedite the work for the Contractor; and shall not advise on, or issue directions concerning aspects of construction means, methods, techniques, sequences or procedures, or safety precautions in connection with the work.

14. Status of Utilities (D-1)

Effective: June 1, 2016
Revised: January 1, 2020

Utility companies and/or municipal owners located within the construction limits of this project have provided the following information regarding their facilities and the proposed improvements. The tables below contain a description of specific conflicts to be resolved and/or facilities which will require some action on the part of the Department's contractor to proceed with work. Each table entry includes an identification of the action necessary and, if applicable, the estimated duration required for the resolution.

UTILITIES TO BE ADJUSTED

Conflicts noted below have been identified by following the suggested staging plan included in the contract. The company has been notified of all conflicts and will be required to obtain the necessary permits to complete their work; in some instances, resolution will be a function of the construction staging. The responsible agency must relocate, or complete new installations as noted below; this work has been deemed necessary to be complete for the Department's contractor to then work in the stage under which the item has been listed.

No conflicts to be resolved.

UTILITIES TO BE WATCHED AND PROTECTED

The areas of concern noted below have been identified by following the suggested staging plan included for the contract. The information provided is not a comprehensive list of all remaining utilities, but those which during coordination were identified as ones which might require the Department's contractor to take into consideration when making the determination of the means and methods that would be required to construct the proposed improvement. In some instances, the contractor will be responsible to notify the owner in advance of the work to take place so necessary staffing on the owner's part can be secured.

No facilities requiring extra consideration.

Attachment: _4798.056 Contract Specifications - Sidewalk Improvements FINAL (O-2023-13 : 2023 Sidewalk Improvements Award (MFT))

The following contact information is what was used during the preparation of the plans as provided by the owner of the facility.

Agency/Company Responsible to Resolve Conflict	Name of Contact	Phone	E-mail address
AT&T Distribution	Janet Ahern Hector Garcia	(630) 573-6414 (630) 573-5465	Ja1763@att.com Hg2929@att.com
Comcast	Reena Thomas	(224) 229-5862	Reena_Thomas@comcast.com
ComEd	Terri Bleck		Terri.bleck@comed.com
Nicor Gas	Charles Parrott	(630) 388-3319	gasmaps@aglresources.com

The above represents the best information available to the Department and is included for the convenience of the bidder. The days required for conflict resolution should be considered in the bid as this information has also been factored into the timeline identified for the project when setting the completion date. The applicable portions of the Standard Specifications for Road and Bridge Construction shall apply.

Estimated duration of time provided above for the first conflicts identified will begin on the date of the executed contract regardless of the status of the utility relocations. The responsible agencies will be working toward resolving subsequent conflicts in conjunction with contractor activities in the number of days noted.

The estimated relocation duration must be part of the progress schedule submitted by the contractor. A utility kickoff meeting will be scheduled between the Department, the Department's contractor and the utility companies when necessary. The Department's contractor is responsible for contacting J.U.L.I.E. prior to all excavation work.

15. Protection of Mailboxes

The Contractor shall take all necessary precautions when working near mailboxes within or adjacent to the project limits. If at the Contractors discretion, a mailbox will interfere with construction operations, a temporary mailbox shall be located per the United States Postal Service requirements and the permanent mailbox reinstalled following said operation. At no time shall a resident be without a mailbox or not receive mail due to a mailbox being removed, replaced or damaged. The Contractor shall replace, at no additional cost to the Owner, any mailbox or post which has been damaged by the Contractor's operations due to neglect, misconduct or poor workmanship. The cost of all materials required and all labor necessary to comply with this specification herein will not be paid for separately, but shall be considered as included in the unit prices bid and no additional compensation shall be allowed.

The Contractor must maintain access for both residents and mail carriers to all mailboxes throughout the duration of the project.

16. Saw Cutting

The Contractor shall be required to perform a perpendicularly straight joint by full-depth machine sawing of all proposed items to be removed prior to removal operations to prevent damage or spalling to existing hardscape to remain. Simple or partial depth scoring shall not be permitted. Saw cut locations may or may not be shown on the plans, however, shall be required in the field. All sawcut slurry, regardless of the amount, shall be promptly removed to prevent tracking. Any slurry tracked or left on surfaces to remain shall be thoroughly cleaned or replaced, at the direction of the Village or Engineer, by the Contractor at no additional cost to the Village.

The Contractor shall replace, at no additional cost to the Village, any hardscape, outside of the limit of improvements, damaged by the Contractor's operations due to neglect, misconduct, or poor workmanship.

Attachment: _4798.056 Contract Specifications - Sidewalk Improvements FINAL (O-2023-13 : 2023 Sidewalk Improvements Award (MFT))

Attachment: _4798.056 Contract Specifications - Sidewalk Improvements FINAL (O-2023-13 : 2023 Sidewalk Improvements Award (MFT))

17. Use of Fire Hydrants

The indiscriminate use of fire hydrants is strictly prohibited The Contractor can obtain non-potable water in bulk at no charge at the Buffalo Grove Public Works Department, 51 Raupp Blvd. The Contractor shall provide a water truck or containment and driver to obtain and transport the water. All water obtained from the Village shall be used for this project only. If deemed necessary, the Village reserves the right to restrict or refuse the use of Village water. The Contractor will be responsible for executing the required paperwork and follow all requirements of the Village. If it is determined that the Contractor or its subcontractors operate or use a Village fire hydrant, a monetary penalty of $1,000 per occurrence that will be imposed.

18. Dust Control

The Contractor shall be required to control dust or air-borne dirt resulting from construction operations by utilizing a mechanical street sweeper on all pavement within or adjacent to the project work zone throughout the duration of the project. The resulting debris shall be disposed of off-site in accordance with Article 202.03 of the Standard Specifications. Individual fire hydrant use shall not be permitted to control dust at specific locations. The Contractor shall provide dust control operations daily or as directed by the Engineer.

The cost of this work shall be included in the unit prices bid and no additional compensation shall be allowed to control dust as specified herein.

19. Refuse Pick Up Schedule

There will be no placement of hot-mix asphalt allowed on scheduled days of refuse pick up. The Contractor shall be responsible for determining the current refuse pickup schedule and incorporating it into their proposed project schedule.

20. Landscape Restoration

This work shall include all labor, material, and equipment necessary to furnish, install, and maintain pulverized topsoil, seed, and granular mulch in accordance with Sections 211 and 250 of the Standard Specifications and as specified herein. This general condition shall only apply when the area of disturbance is six (6) inches or less from the edge of the proposed hardscape. When additional landscape restoration is required by the Engineer to blend the new sidewalk elevation to the existing terrain over a minimal slope, the applicable pay item shall be used and the work paid for accordingly.

Pulverized topsoil shall not be placed until all irregularities, depressions, or high points in the surface are removed and smooth to the lines and grades as directed by the Engineer. The surface of the topsoil shall be blended to match the existing terrain, and be free from clods, stones, sticks, and debris.

The Contractor shall furnish and place IDOT Class 1A salt tolerant lawn mixture, produced and tested in the current year, and be free of weeds. Within 24 hours of seed placement, granular mulch made from recycled wood and cellulose fibers shall be placed on the areas specified. Mulch shall be applied uniformly and in accordance with the manufacturer's recommendation. The granular mulch shall be produced by Profile® Seed Aide® CoverGrow™ or approved equal.

It is recommended that the Contractor water each area every other day at a rate of three (3) gallons per square yard, however, it is the sole and exclusive responsibility of the Contractor to make required adjustments to the watering rate or schedule.

The cost of this work shall be included in the unit prices bid and no additional compensation shall be allowed to establish a live, healthy turf area, following disturbance.

21. Earth Excavation

All earth excavation required to complete this project to the proposed lines, grades, and cross sections shall be in accordance with Section 202 of the Standard Specifications. Earth excavation will not be paid for separately but shall be included in the cost of the item requiring the excavation. All surplus excavated material shall be disposed of off-site in accordance with Article 202.03 of the Standard Specifications.

22. Traffic Control Plan

Effective: September 30, 1985
Revised: January 1, 2007

Traffic Control shall be according to the applicable sections of the Standard Specifications, the Supplemental Specifications, the "Illinois Manual on Uniform Traffic Control Devices for Streets and Highways", any special details and Highway Standards contained in the plans, and the Special Provisions contained herein.

Special attention is called to Article 107.09 of the Standard Specifications and the following Highway Standards, Details, Quality Standard for Work Zone Traffic Control Devices, Recurring Special Provisions and Special Provisions contained herein, relating to traffic control.

Delays to the Contractor caused by complying with these requirements will be considered included in the cost of the contract, and no additional compensation will be allowed.

Standards
701006, 701301, 701501, 701801 and 701901

Details
701006-05 Off-Rd Operations, 2L, 2W, 15' to 24" From Pavement Edge
701301-04 Lane Closure, 2L, 2W, Short Time Operations
701501-06 Urban Lane Closure 2L, 2W, Undivided
701801-06 Sidewalk, Corner or Crosswalk Closure
701901-08 Traffic Control Devices
TC-10 Traffic Control and Protection for Side Roads, Intersections and Driveways

Special Provisions
Dist 1 - Maintenance of Roadways
LRS 3 – Work Zone Traffic Control Surveillance
LRS 4 – Flaggers in Work Zones
BDE – Work Zone Traffic Control Devices

23. Maintenance of Roadways

Effective: September 30, 1985
Revised: November 1, 1996

Beginning on the date that the Contractor begins work on this project, he shall assume responsibility for normal maintenance of all existing roadways within the limits of the improvement. This normal maintenance shall include all repair work deemed necessary by the Engineer, but shall not include snow removal operations. Traffic control and protection for maintenance of roadways will be provided by the Contractor as required by the Engineer.

If items of work have not been provided for in the contract, or otherwise specified for payment, such items, including the accompanying traffic control and protection required by the Engineer, will be paid for in accordance with Article 109.04 of the Standard Specifications.

24. Application For Payment

At least once each month, the Engineer will make a written estimate of the quantity of work performed in accordance with the Contract, and the value thereof at the contract unit prices according to Article 109.02 of the Standard Specifications. For each pay period, the quantity cut off will be the first Saturday of each month. During the second week, the Engineer and Contractor will agree to the quantities completed to-date. The Contractor shall submit an agreed upon invoice electronically to the Engineer by the end of the working day of the third Monday of the month. The Village will begin their payment process and will result in the review of the payment at the next regularly scheduled Village Board meeting. Prior to the release of payment, the Contractor shall submit electronically, all certified payroll reports, applicable waivers, and a notarized and signed clarifying statement for Village Attorney review and subsequent approval. Prior to the release of the check, hard-copies of all applicable waivers and the clarifying statement shall be received by the Village.

All payments under this Contract must be approved by the Village Board at a regularly scheduled meeting. The Village reserves the right to request any receipts, invoices, proof of payments as the Village, in its sole discretion, may deem necessary to justify the payment requested prior to paying the requested payment. A Final Lien Waiver from the Contractor, its subcontractors, and all material suppliers shall be furnished with the final application for payment.

Attachment: _4798.056 Contract Specifications - Sidewalk Improvements FINAL (O-2023-13 : 2023 Sidewalk Improvements Award (MFT))

The Contractor acknowledges that the Village is a unit of local government and that all payments under the Contract are subject to the Local Government Prompt Payment Act, 50 ILCS 505 et seq. To that extent, the Village shall have forty-five calendar (45) days from receipt of a bill or invoice to pay the same before it is considered late under the Contract. Interest, if any, charged for any late payments will be subject to the interest rate caps specified in the Prompt Payment Act.

25. Certified Payroll Reports

Pursuant to PA 100-1177 the Illinois Department of Labor (IDOL) has activated an electronic database (Payroll Portal) capable of accepting and retaining certified payrolls submitted under the State of Illinois Prevailing Wage Act (820 ILCS/130/1). All contractors and subcontractors completing work for the Village of Buffalo Grove pursuant to the Act must submit all certified payroll through the IDOL Payroll Portal.

The Village is an Illinois unit of local government and the Work hereunder is subject to the Illinois Prevailing Wage Act, 820 ILCS 130/0.01, et seq. Consequently, the Contractor and each subcontractor shall submit with their application for payment(s) the email certification received from their IDOL Payroll Portal submittal with each of their pay requests. Any delay in processing the payments due to a lack of aforementioned email certification shall not be an event of default by the Village and shall not excuse any delay by the Contractor who shall proceed with the Work as if no delay in payment has occurred. The Contractor and Village shall agree to take any further steps not outlined above to ensure compliance with the Prevailing Wage Act. Upon two business days' Notice, the Contractor and each subcontractor shall make available to the Village their records to confirm compliance with the Prevailing Wage Act. Finally, to ensure compliance with Prevailing Wage Act, the Contractor and each subcontractor shall keep for a period of not less than 5 years after the Work has been completed records of all laborers, mechanics, and other workers employed by them for the Work; the records shall include each worker's name, address, telephone number, classification or classifications, the hourly wages paid in each period, the number of hours worked each day, the starting and ending times of work each day and, when available, last four digits of the social security number. The Contractor shall provide a list of every name, address, phone number and email of every sub-contractor for the Work.

If the contractor must submit the payroll to the Village of Buffalo Grove for reasons outside of their control, the Village requests that the Contractor submit all certified payroll reports, including subcontractors, and EEO reporting be sent electronically in separate files for each respective Contractor/subcontractor with the weeks ending date in the file name to tsianis@vbg.org (i.e. Contractor Name Week Ending.pdf) as shown in the sample letter in Exhibit D.

The Contractor is responsible for providing all records in accordance with the Illinois Department of Labor's (IDOL) requirements pertaining to the Prevailing Wage Act on the standard IDOL form. Only the last four (4) digits of the employee's social security number will be required; the remaining digits shall be "X" or redacted. To complete the certified payroll request for release of payment, the Contractor must supply a signed and notarized written statement that all necessary documentation has been turned over for the pay period pertaining to that payment requested.

Under P.A. 98-0328, the public body must retain copies of the certified payroll for 5 years rather than 3 years as was the case previously. The Illinois Department of Labor (IDOL) has created model certified payroll forms which can be found at the IDOL website www.illinois.gov/idol. the new form consists of three pages identified as the "certified transcript of payroll affidavit" and "certified transcript of payroll instructions". The new forms on the IDOL website can be filled in online and then printed out. under P.A. 98-0482, contractors and subcontractors will have to provide additional information with respect to working hours, wage rates, overtime rates and fringe benefits. The IDOL's model certified payroll forms are the most current forms for compliance with P.A. 98-0482 and should be used in public works contracts.

26. Monetary Penalties

All work shall be completed in accordance with the Contract Documents in a reasonable and timely manner. For each occurrence that work is not completed in a reasonable and timely manner, a monetary penalty will be deducted from the final pay application. The Contractor shall make themselves and all subcontractors aware of the following deficiency and deductions:

Description	Penalty	Per Occurrence
Failure to Sweep Roadway	$2,000	Calendar Day
Failure to Maintain Trench	$250	Calendar Day
Failure to Adhere to Period of Establishment Requirements	$250	Calendar Day
Distributing Unapproved Resident Notices	$100	Household
Failure to Distribute Notices in a Timely Manner	$100	Household

Attachment: _4798.056 Contract Specifications - Sidewalk Improvements FINAL (O-2023-13 : 2023 Sidewalk Improvements Award (MFT))

Failure to Distribute Notice to Resident	$100	Household
Failure to Provide Access in a Timely Manner	$250	Household Per Day
Failure to Provide Weekly Update to Engineer	$1,000	Per Occurrence
Failure to Attend a Scheduled Weekly Meeting	$1,000	Per Occurrence
Failure to Respond in a Timely Manner to a Resident	$250	Calendar Day
Failure to Ramp Roadway or Driveway	$250	Household/Roadway Per Day
Use of Fire Hydrant or Valve	$1,000	Each
Failure to Provide Maintenance of Roadway in a Timely Manner as Determined by the Engineer	$1,000	Calendar Day
Entering Private Property	$500	Per Occurrence
Failure to Provide Portable Facilities	$100	Calendar Day
Illicit Discharge of Silt or Construction Debris	$1,000	Per Occurrence
Failure to Submit Shop Drawings on Time	$500	Per Occurrence
Failure to Maintain Erosion and/or Sediment Control Devices	$1,000	Per Occurrence
Working Outside Allowable Work Hours	$1,000	Per Occurrence

At the discretion of the Engineer and without notice, the Contractor shall have deducted the monetary penalty amount as listed above for each occurrence on the final pay application.

27. <u>Public Notification</u>

The Contractor shall be required to provide and distribute letters to residents or business owners anytime access will be affected to a home or utility service is interrupted. This general condition shall only apply when access will be directly affected for greater than four (4) hours, or as directed by the Engineer. Public notification shall not be required for every residence within the project limits.

Letters shall be typed on standard 8.5" x 11" paper and an envelope may or may not be used. All letters, including those written and distributed by a subcontractor, shall be printed on the General Contractor's letterhead and shall include the name, address, and telephone number of the General Contractor's person in charge.

Letters shall be taped to a non-painted surface using painters tape or approved equal, and will be placed in as many locations as needed to ensure they will be visible to residents. Distributing letters via mailbox is discouraged, however, must be compliant with all United States Postal Service federal regulations. Notification letters shall include but is not limited to the following:

- Exact day and time work is to begin that will affect access (weather permitting).
- How the resident will know they may resume normal access to their property.
- The anticipated length of the closure (no more than one week will be permitted).
- Specific location where parking is permitted, both overnight and during the working day (as signed and normally permitted during daytime).
- The Village of Buffalo Grove Police Department has been notified that overnight parking will be permitted. (It shall be the responsibility of the Contractor to confirm this with the Village.)
- The Contractor will go door-to-door the moment prior to work is to begin to ensure all accommodations are made.
- General Contractor's person in charge name and contact information for additional information or specific requests.
- If applicable, provide Resident flushing procedures (following reconnection of the water service, resident to flush inside of the house via the bath or utility sink for ten minutes prior to consumption).

Notification letters shall be distributed a minimum of 24 hours prior to access being affected or otherwise. If this requirements is not met, work shall not commence**. All letters must be approved by the Village or Engineer prior to and for each individual distribution**. Additional letters may be required when weather or other unforeseen circumstances change the schedule. When requested, the Contractor is required to return or provide correspondence from a resident within 24 hours.

Under special circumstances, the Village, may choose to write a notification letter and the Contractor shall still be responsible for delivering the letter as specified herein. An example of a resident notification letter can be found in Appendix A.

Attachment: _4798.056 Contract Specifications - Sidewalk Improvements FINAL (O-2023-13 : 2023 Sidewalk Improvements Award (MFT))

The Contractor must comply with all of the above-mentioned statements otherwise a monetary penalty of $100 per household, per calendar day shall be imposed.

Attachment: _4798.056 Contract Specifications - Sidewalk Improvements FINAL (O-2023-13 : 2023 Sidewalk Improvements Award (MFT))

Special Provisions

1. Tree Root Pruning

This work shall include all labor, material, and equipment necessary to prune existing tree roots in accordance with Section 201 of the Standard Specifications and as specified herein.

Following the complete removal of a sidewalk section, all exposed tree roots shall be pruned or ground down to a depth of twelve (12) inches below the existing sidewalk subgrade. This work shall not commence until an approved self-propelled, walk behind stump grinder is on site. Additional hand work may be required with a saw or axe. No roots shall be ripped, pulled, or torn.

The resulting material from tree root pruning operations shall be removed and disposed of off-site according to Article 202.03

This work will be measured in place and paid for at the contract unit price per (EA) for TREE ROOT PRUNING, which price shall include all labor, material, and equipment required to complete the work as specified herein. Tree root pruning will be measured for payment as each per tree, regardless of how many actual tree roots are pruned for each.

2. Aggregate Base Course, Type B

This work shall include all labor, material, and equipment necessary to furnish and place aggregate base course on a prepared subgrade or subbase in accordance with Section 351 of the Standard Specifications and as specified herein.

Following removal and tree root pruning operations, the subgrade shall be prepared according to Section 301, except Article 301.12 will not apply. Any void resulting from tree root pruning operations as specified herein and additional aggregate material shall be placed and compacted to meet the proposed adjacent lines and grades as directed by the Engineer.

The material used for this item shall be exclusively IDOT certified Class B course aggregate material meeting the gradation of CA-6 in accordance with Section 1004 of the Standard Specifications. Crushed concrete may be used as specified herein but shall be an IDOT approved material.

All aggregate shall be compacted to 95% modified proctor density conforming to ASTM D-1557 or AASHTO T-180.

This work will be measured in place and paid for at the contract unit price per ton (TN) for AGGREGATE BASE COURSE, TYPE B, which price shall include all labor, material, and equipment required to complete the work as specified herein.

3. Portland Cement Concrete Sidewalk

This work shall include all labor, material, and equipment necessary to construct portland cement concrete sidewalk and sidewalk accessibility ramps, of the depth specified, on a prepared subgrade where marked by the Engineer and in accordance with Section 424 of the Standard Specifications and as specified herein.

The proposed concrete sidewalk shall be poured within 24 hours following the completion of removal operations at each respective location.

If no existing expansion joint exists within 50 ft in either direction of the spot repair location, a ½ in preformed expansion joint filler shall be installed at the direction of the Engineer. Transverse expansion joints shall be placed at maximum intervals of 50 ft in the sidewalk. The expansion joint filler shall extend the entire depth of the concrete driveway edging. #4 smooth epoxy coated dowel bars shall be installed at 24" on center at sidewalk accessibility ramps between the keystone and curb.

The proposed sidewalk material shall be portland cement concrete in accordance with Section 1020 of the Standard Specifications.

This work will be measured in place and paid for at the contract unit price per square foot (SF) for PORTLAND CEMENT CONCRETE SIDEWALK, of the depth specified, which shall include all labor, material, and equipment required to complete the work as specified herein.

Attachment: _4798.056 Contract Specifications - Sidewalk Improvements FINAL (O-2023-13 : 2023 Sidewalk Improvements Award (MFT))

Attachment: _4798.056 Contract Specifications - Sidewalk Improvements FINAL (O-2023-13 : 2023 Sidewalk Improvements Award (MFT))

4. Hot-Mix Asphalt Driveway Pavement

This work shall include all labor, material, and equipment necessary to furnish and install hot-mix asphalt driveway pavement in accordance with the applicable portions of Sections 355 and 406 of the Standard Specifications and the detail shown herein.

The proposed driveway pavement, of the specified thickness, shall be exclusively Hot-Mix Asphalt, Mix "D", IL-9.5, N50, in accordance with the Hot-Mix Asphalt Mixture Requirements table as described herein and Section 1030 of the Standard Specifications.

HMA – MIXTURE REQUIREMENTS

MIXTURE TYPE	AIR VOIDS @ Npdes
DRIVEWAY	
HMA Surface Course, Mix 'D', IL-9.5, N50 3"	4% @ 50 Gyr.

This work will be measured in place and paid for at the contract unit price per square yard (SY) for HOT-MIX ASPHALT DRIVEWAY PAVEMENT, of the depth specified, which shall include all labor, material, and equipment required to complete the work as specified herein.

5. General Landscape Restoration (Special)

This work shall include all labor, material, and equipment necessary to furnish, place, and maintain pulverized topsoil, seed, fertilizer nutrients, and erosion control blanket in accordance with Section(s) 211, 250, and 251 of the Standard Specifications and as specified herein.

Pulverized topsoil shall be placed to a maximum depth of four (4) inches and not be placed until the area has been shaped, trimmed, and finished to the lines and grades as directed by the Engineer. All irregularities, depressions, or high points in the surface shall be filled or smoothed out before topsoil is placed. The surface of the topsoil shall be blended to match the existing terrain and adjacent hardscape, and be free from clods, stones, sticks, and debris.

The Contractor shall furnish and place IDOT Class 1A salt tolerant lawn mixture, produced and tested in the current year, be of good quality, and free of weeds. Nitrogen and potassium fertilizer nutrients shall be applied at a 1:1 ratio in accordance with Article 250.04 of the Standard Specifications (phosphorus is not permitted). Within 24 hours of seed placement, erosion control blanket shall be installed in accordance with Article 251.04 of the Standard Specifications.

It is recommended that the Contractor water the area every other day at a rate of three (3) gallons per square yard, however, it is the sole and exclusive responsibility of the Contractor to make required adjustments to the watering rate or schedule.

To be acceptable for final payment, the landscaped areas shall undergo a 30-day period of establishment beginning on the last day that seed is sowed. During this period, the Contractor shall be responsible for, at no additional cost to the Village, watering, removing weeds and maintaining the seeded areas and repairing any damage to the seeded areas due to but not limited to, errant vehicles, severe weather or all other causes. At the end of the 30-day period of establishment, the Owner or Engineer will inspect the landscaped area and if deemed unsatisfactory, the Contractor shall be required to provide means and methods necessary to establish a live, healthy turf area. Should the seed not germinate because of prevailing cool weather, the period of establishment may be adjusted as determined by the Engineer. It shall be the sole and exclusive responsibility of the Contractor, not the Engineer, for maintaining and monitoring the landscape restoration during the period of establishment. If the placed landscape restoration has not been approved by the Owner or Engineer sixty (60) calendar days following installation, the Contractor will incur a monetary penalty of $250 per calendar day.

Planting times shall be performed when the ambient temperature has been between 45°F and 80°F for a minimum of seven (7) consecutive days and is forecasted to be the same for the next five (5) days according to the National Weather Service.

The Contractor shall provide the Engineer with proper documentation on the landscaping materials supplied to the project such as topsoil source, topsoil certification, fertilizer bags, seed tags, and seed bags.

Upon placement of topsoil, seed, fertilizer nutrients, and mulch, 75 percent of each respective pay item will be paid. Upon final acceptance of the topsoil, seed, fertilizer nutrients, and mulch placed, the remaining 25 percent of each respective pay item will be paid.

The Village may postpone permanent seeding operations if deemed necessary. In such an event, the completion date may be extended accordingly.

This work will be measured in place and paid for at the contract unit price per square yard (SY) for GENERAL LANDSCAPE RESTORATION (SPECIAL), which shall include all labor, material, and equipment required to complete the work as specified herein.

6. Combination Concrete Curb and Gutter

This work shall include all labor, material, and equipment necessary to construct combination concrete curb and gutter, of the type specified, as marked by the Engineer in accordance with Section 606 of the Standard Specifications and as specified herein.

The Contractor shall closely match the existing combination concrete curb and gutter style type of the adjacent existing curb and gutter. This work shall include the installation of two #4 continuous reinforcing bars as shown on the Engineering plans along the full length of the new curb and gutter. Where new curb and gutter abuts existing concrete, two (2) smooth epoxy coated #4 dowel bars shall be installed. The depth of the proposed concrete curb and gutter shall match the existing adjacent depth.

The proposed curb and gutter material shall be portland cement concrete in accordance with Section 1020 of the Standard Specifications and shall have polyurethane coated fiber in the mix. The fiber shall be mixed in the concrete at a rate of 1.5 lbs per cubic yard of concrete at the ready mix plant. Mixing of the concrete and fibers shall not be permitted on the project site.

This work will be measured in place and paid for at the contract unit price per foot (FT) for COMBINATION CONCRETE CURB AND GUTTER, of the type specified, (ABUTTING EXISTING PAVEMENT), which shall include all labor, material, and equipment required to complete the work as specified herein.

Attachment: _4798.056 Contract Specifications - Sidewalk Improvements FINAL (O-2023-13 : 2023 Sidewalk Improvements Award (MFT))

IDOT District One - Special Provisions

1. Friction Aggregate (D-1)

Effective: January 1, 2011
Revised: December 1, 2021

Revise Article 1004.03(a) of the Standard Specifications to read:

"**1004.03 Coarse Aggregate for Hot-Mix Asphalt (HMA).** The aggregate shall be according to Article 1004.01 and the following.

(a) Description. The coarse aggregate for HMA shall be according to the following table.

Use	Mixture	Aggregates Allowed
Class A	Seal or Cover	Allowed Alone or in Combination [5/]: Gravel Crushed Gravel Carbonate Crushed Stone Crystalline Crushed Stone Crushed Sandstone Crushed Slag (ACBF) Crushed Steel Slag Crushed Concrete
HMA Low ESAL	Stabilized Subbase or Shoulders	Allowed Alone or in Combination [5/]: Gravel Crushed Gravel Carbonate Crushed Stone Crystalline Crushed Stone Crushed Sandstone Crushed Slag (ACBF) Crushed Steel Slag[1/] Crushed Concrete
HMA High ESAL Low ESAL	Binder IL-19.0 or IL-19.0L SMA Binder	Allowed Alone or in Combination [5/ 6/]: Crushed Gravel Carbonate Crushed Stone[2/] Crystalline Crushed Stone Crushed Sandstone Crushed Slag (ACBF) Crushed Concrete[3/]
HMA High ESAL Low ESAL	C Surface and Binder IL-9.5 IL-9.5FG or IL-9.5L	Allowed Alone or in Combination [5/]: Crushed Gravel Carbonate Crushed Stone[2/] Crystalline Crushed Stone Crushed Sandstone Crushed Slag (ACBF) Crushed Steel Slag[4/] Crushed Concrete[3/]
HMA High ESAL	D Surface and Binder IL-9.5 or IL-9.5FG	Allowed Alone or in Combination [5/]: Crushed Gravel Carbonate Crushed Stone (other than Limestone)[2/] Crystalline Crushed Stone Crushed Sandstone Crushed Slag (ACBF) Crushed Steel Slag[4/]

Attachment: _4798.056 Contract Specifications - Sidewalk Improvements FINAL (O-2023-13 : 2023 Sidewalk Improvements Award (MFT))

Use	Mixture	Aggregates Allowed	
		Other Combinations Allowed:	
		Up to...	*With...*
		25% Limestone	Dolomite
		50% Limestone	Any Mixture D aggregate other than Dolomite
		75% Limestone	Crushed Slag (ACBF) or Crushed Sandstone
HMA High ESAL	E Surface IL-9.5 SMA Ndesign 80 Surface	Allowed Alone or in Combination [5/ 6/]: Crushed Gravel Crystalline Crushed Stone Crushed Sandstone Crushed Slag (ACBF) Crushed Steel Slag No Limestone.	
		Other Combinations Allowed:	
		Up to...	*With...*
		50% Dolomite[2/]	Any Mixture E aggregate
		75% Dolomite[2/]	Crushed Sandstone, Crushed Slag (ACBF), Crushed Steel Slag, or Crystalline Crushed Stone
		75% Crushed Gravel[2/]	Crushed Sandstone, Crystalline Crushed Stone, Crushed Slag (ACBF), or Crushed Steel Slag
HMA High ESAL	F Surface IL-9.5 SMA Ndesign 80 Surface	Allowed Alone or in Combination [5/ 6/]: Crystalline Crushed Stone Crushed Sandstone Crushed Slag (ACBF) Crushed Steel Slag No Limestone.	
		Other Combinations Allowed:	
		Up to...	*With...*
		50% Crushed Gravel[2/] or Dolomite[2/]	Crushed Sandstone, Crushed Slag (ACBF), Crushed Steel Slag, or Crystalline Crushed Stone

1/ Crushed steel slag allowed in shoulder surface only.
2/ Carbonate crushed stone (limestone) and/or crushed gravel shall not be used in SMA Ndesign 80.
3/ Crushed concrete will not be permitted in SMA mixes.
4/ Crushed steel slag shall not be used as binder.
5/ When combinations of aggregates are used, the blend percent measurements shall be by volume."
6/ Combining different types of aggregate will not be permitted in SMA Ndesign 80."

2. <u>Ground Tire Rubber (GTR) Modified Asphalt Binder (D-1)</u>

Effective: June 26, 2006
Revised: December 1, 2021

Attachment: _4798.056 Contract Specifications - Sidewalk Improvements FINAL (O-2023-13 : 2023 Sidewalk Improvements Award (MFT))

Attachment: _4798.056 Contract Specifications - Sidewalk Improvements FINAL (O-2023-13 : 2023 Sidewalk Improvements Award (MFT))

Add the following to the end of article 1032.05 of the Standard Specifications:

"(c) Ground Tire Rubber (GTR) Modified Asphalt Binder. A quantity of 10.0 to 14.0 percent GTR (Note 1) shall be blended by dry unit weight with a PG 64-28 to make a GTR 70-28 or a PG 58-28 to make a GTR 64-28. The base PG 64-28 and PG 58-28 asphalt binders shall meet the requirements of Article 1032.05(a). Compatible polymers may be added during production. The GTR modified asphalt binder shall meet the requirements of the following table.

Test	Asphalt Grade GTR 70-28	Asphalt Grade GTR 64-28
Flash Point (C.O.C.), AASHTO T 48, °F (°C), min.	450 (232)	450 (232)
Rotational Viscosity, AASHTO T 316 @ 275 °F (135 °C), Poises, Pa·s, max.	30 (3)	30 (3)
Softening Point, AASHTO T 53, °F (°C), min.	135 (57)	130 (54)
Elastic Recovery, ASTM D 6084, Procedure A (sieve waived) @ 77 °F, (25 °C), aged, ss, 100 mm elongation, 5 cm/min., cut immediately, %, min.	65	65

Note 1. GTR shall be produced from processing automobile and/or light truck tires by the ambient grinding method. GTR shall not exceed 1/16 in. (2 mm) in any dimension and shall contain no free metal particles or other materials. A mineral powder (such as talc) meeting the requirements of AASHTO M 17 may be added, up to a maximum of four percent by weight of GTR to reduce sticking and caking of the GTR particles. When tested in accordance with Illinois modified AASHTO T 27, *a* 50 g sample of the GTR shall conform to the following gradation requirements:

Sieve Size	Percent Passing
No. 16 (1.18 mm)	100
No. 30 (600 µm)	95 ± 5
No. 50 (300 µm)	> 20

Add the following to the end of Note 1. of article 1030.03 of the Standard Specifications:

"A dedicated storage tank for the Ground Tire Rubber (GTR) modified asphalt binder shall be provided. This tank must be capable of providing continuous mechanical mixing throughout by continuous agitation and recirculation of the asphalt binder to provide a uniform mixture. The tank shall be heated and capable of maintaining the temperature of the asphalt binder at 300 °F to 350 °F (149 °C to 177 °C). The asphalt binder metering systems of dryer drum plants shall be calibrated with the actual GTR modified asphalt binder material with an accuracy of ± 0.40 percent."

3. <u>Hot-Mix Asphalt (D-1)</u>

Effective: January 1, 2022
Revised: August 1, 2022

Replace Article 1030.09(g)(1) of the Standard Specifications with the following:

" (1) The Contractor shall sample approximately 150 lb (70 kg) of mix as required for the Department's random mixture verification tests according to Article 1030.09(h)(1)."

Replace the second sentence of Article 1030.09(h)(1) of the Standard Specifications with the following:

> " The Engineer will randomly identify one sample for each 3,000 tons (2,720 metric tons) of mix, with a minimum of one sample per mix. If the remaining mix quantity is 600 tons (544 metric tons) or less, the quantity will be combined with the previous 3,000 tons (2,720 metric tons) in the Engineer's random sample identification. If the required tonnage of a mixture for a single pay item is less than 250 tons (225 metric tons) in total, the Engineer will waive mixture verification tests."

Add the following to the end of the third paragraph of Article 1030.09(h)(2) of the Standard Specifications:

> " The HMA maximum theoretical specific gravity (G_{mm}) will be based on the Department mixture verification test. If there is more than one Department mixture verification G_{mm} test, the G_{mm} will be based on the average of the Department test results."

4. <u>Hot-Mix Asphalt Binder and Surface Course (D-1)</u>

Effective: November 1, 2019
Revised: December 1, 2021

Revise Article 1004.03(c) to read:

"(c) Gradation. The coarse aggregate gradations shall be as listed in the following table.

Use	Size/Application	Gradation No.
Class A-1, A-2, & A-3	3/8 in. (10 mm) Seal	CA 16 or CA 20
Class A-1	1/2 in. (13 mm) Seal	CA 15
Class A-2 & A-3	Cover Coat	CA 14
HMA High ESAL	IL-19.0; Stabilized Subbase IL-19.0	CA 11 1/
	SMA 12.5 2/	CA 13 4/, CA 14, or CA 16
	SMA 9.5 2/	CA 13 3/4/ or CA 16 3/
	IL-9.5	CA 16, CM 13 4/
	IL-9.5FG	CA 16
HMA Low ESAL	IL-19.0L	CA 11 1/
	IL-9.5L	CA 16

1/ CA 16 or CA 13 may be blended with the CA 11.

2/ The coarse aggregates used shall be capable of being combined with the fine aggregates and mineral filler to meet the approved mix design and the mix requirements noted herein.

3/ The specified coarse aggregate gradations may be blended.

4/ CA 13 shall be 100 percent passing the 1/2 in. (12.5mm) sieve."

Revise Article 1004.03(e) of the Supplemental Specifications to read:

> "(e) Absorption. For SMA the coarse aggregate shall also have water absorption
> ≤ 2.0 percent."

Revise the "High ESAL" portion of the table in Article 1030.01 to read:

"High ESAL	Binder Courses	IL-19.0, IL-9.5, IL-9.5FG, IL-4.75, SMA 12.5, Stabilized Subbase IL-19.0

Attachment: _4798.056 Contract Specifications - Sidewalk Improvements FINAL (O-2023-13 : 2023 Sidewalk Improvements Award (MFT))

	Surface Courses	IL-9.5, IL-9.5FG, SMA 12.5, SMA 9.5"

Revise Note 2. and add Note 6 to Article 1030.02 of the Standard Specifications to read:

"Item Article/Section

(g)Performance Graded Asphalt Binder (Note 6) 1032
(h) Fibers (Note 2)

Note 2. A stabilizing additive such as cellulose or mineral fiber shall be added to the SMA mixture according to Illinois Modified AASHTO M 325. The stabilizing additive shall meet the Fiber Quality Requirements listed in Illinois Modified AASHTO M 325. Prior to approval and use of fibers, the Contractor shall submit a notarized certification by the producer of these materials stating they meet these requirements. Reclaimed Asphalt Shingles (RAS) may be used in Stone Matrix Asphalt (SMA) mixtures designed with an SBA polymer modifier as a fiber additive if the mix design with RAS included meets AASHTO T305 requirements. The RAS shall be from a certified source that produces either Type I or Type 2. Material shall meet requirements noted herein and the actual dosage rate will be determined by the Engineer.

Note 6. The asphalt binder shall be an SBS PG 76-28 when the SMA is used on a full-depth asphalt pavement and SBS PG 76-22 when used as an overlay, except where modified herein. The asphalt binder shall be a SBS PG 76-22 for IL-4.75, except where modified herein.."

Revise table in Article 1030.05(a) of the Standard Specifications to read:

"MIXTURE COMPOSITION (% PASSING) 1/												
Sieve Size	IL-19.0 mm		SMA 12.5		SMA 9.5		IL-9.5mm		IL-9.5FG		IL-4.75 mm	
	min	max	min	max	min	max	min	max	min	max	min	max
1 1/2 in (37.5 mm)												
1 in. (25 mm)		100										
3/4 in. (19 mm)	90	100		100								
1/2 in. (12.5 mm)	75	89	80	100		100		100		100		100
3/8 in. (9.5 mm)				65	90	100	90	100	90	100		100
#4 (4.75 mm)	40	60	20	30	36	50	34	69	60	75 6/	90	100
#8 (2.36 mm)	20	42	16	24 4/	16	32 4/	34 5/	52 2/	45	60 6/	70	90
#16 (1.18 mm)	15	30					10	32	25	40	50	65
#30 (600 µm)			12	16	12	18			15	30		
#50 (300 µm)	6	15					4	15	8	15	15	30
#100 (150 µm)	4	9					3	10	6	10	10	18
#200 (75 µm)	3.0	6.0	7.0	9.0 3/	7.5	9.5 3/	4.0	6.0	4.0	6.5	7.0	9.0 3/
#635 (20 µm)			≤ 3.0		≤ 3.0							

Attachment: _4798.056 Contract Specifications - Sidewalk Improvements FINAL (O-2023-13 : 2023 Sidewalk Improvements Award (MFT))

Ratio Dust/Asphalt Binder		1.0		1.5		1.5		1.0		1.0		1.0

1/ Based on percent of total aggregate weight.

2/ The mixture composition shall not exceed 44 percent passing the #8 (2.36 mm) sieve for surface courses with Ndesign = 90.

3/ Additional minus No. 200 (0.075 mm) material required by the mix design shall be mineral filler, unless otherwise approved by the Engineer.

4/ When establishing the Adjusted Job Mix Formula (AJMF) the percent passing the #8 (2.36 mm) sieve shall not be adjusted above the percentage stated on the table.

5/ When establishing the Adjusted Job Mix Formula (AJMF) the percent passing the #8 (2.36 mm) sieve shall not be adjusted below 34 percent.

6/ When the mixture is used as a binder, the maximum shall be increased by 0.5 percent passing."

Revise Article 1030.05(b) of the Standard Specifications to read:

(b) Volumetric Requirements. The target value for the air voids of the HMA shall be 4.0 percent, for IL-4.75 and SMA mixtures it shall be 3.5 percent and for Stabilized Subbase it shall be 3.0 percent at the design number of gyrations. The voids in the mineral aggregate (VMA) and voids filled with asphalt binder (VFA) of the HMA design shall be based on the nominal maximum size of the aggregate in the mix and shall conform to the following requirements.

	Voids in the Mineral Aggregate (VMA), % Minimum for Ndesign				
Mix Design	30	50	70	80	90
IL-19.0		13.5	13.5		13.5
IL-9.5		15.0	15.0		
IL-9.5FG		15.0	15.0		
IL-4.75 1/		18.5			
SMA-12.5 1/2/5/				17.0 3/ / 16.0 4/	
SMA-9.5 1/2/5/				17.0 3/ / 16.0 4/	
IL-19.0L	13.5				
IL-9.5L	15.0				

1/ Maximum draindown shall be 0.3 percent according to Illinois Modified AASHTO T 305.

2/ The draindown shall be determined at the JMF asphalt binder content at the mixing temperature plus 30°F.

3/ Applies when specific gravity of coarse aggregate is ≥ 2.760.

4/ Applies when specific gravity of coarse aggregate is < 2.760.

5/ For surface course, the coarse aggregate can be crushed steel slag, crystalline crushed stone or crushed sandstone. For binder course, coarse aggregate shall be crushed stone (dolomite), crushed gravel, crystalline crushed stone, or crushed sandstone"

Revise the last paragraph of Article 1102.01 (a) (5) of the Standard Specifications to read:

"IL-4.75 and Stone Matrix Asphalt (SMA) mixtures which contain aggregate having absorptions greater than or equal to 2.0 percent, or which contain steal slag sand, shall have minimum surge bin storage plus haul time of 1.5 hours."

Add after third sentence of Article 1030.09(b) to read:

Attachment: _4798.056 Contract Specifications - Sidewalk Improvements FINAL (O-2023-13 : 2023 Sidewalk Improvements Award (MFT))

" If the Contractor and Engineer agree the nuclear density test method is not appropriate for the mixture, cores shall be taken at random locations determined according to the QC/QA document "Determination of Random Density Test Site Locations". Core densities shall be determined using the Illinois Modified AASHTO T 166 or T 275 procedure."

Revise Table 1 and Note 4/ of Table 1 in Article 406.07(a) of the Standard Specifications to read:

	Breakdown/Intermediate Roller (one of the following)	Final Roller (one or more of the following)	Density Requirement
IL-9.5, IL-9.5FG, IL-19.0[1/]	V_D, P , T_B, 3W, O_T, O_B	V_S, T_B, T_F, O_T	As specified in Section 1030
IL-4.75 and SMA [3/ 4/]	T_B, 3W, O_T	T_F, 3W	As specified in Section 1030
Mixtures on Bridge Decks [2/]	T_B	T_F	As specified in Articles 582.05 and 582.06.

"4/ The Contractor shall provide a minimum of two steel-wheeled tandem rollers (T_B), and/or three-wheel (3W) rollers for breakdown, except one of the (T_B) or (3W) rollers shall be 84 inches (2.14 m) wide and a weight of 315 pound per linear inch (PLI) (5.63 kg/mm) and one of the (T_B) or (3W) rollers can be substituted for an oscillatory roller (O_T). T_F rollers shall be a minimum of 280 lb/in. (50 N/mm). The 3W and T_B rollers shall be operated at a uniform speed not to exceed 3 mph (5 km/h), with the drive roll for T_B rollers nearest the paver and maintain an effective rolling distance of not more than 150 ft (45 m) behind the paver."

Add the following after the fourth paragraph of Article 406.13 (b):

"The plan quantities of SMA mixtures shall be adjusted using the actual approved binder and surface Mix Design's G_{mb}."

Revise first paragraph of Article 1030.10 of the Standard Specifications to read:

"A test strip of 300 ton (275 metric tons), except for SMA mixtures it will be 400 ton (363 metric ton), will be required for each mixture on each contract at the beginning of HMA production for each construction year according to the Manual of Test Procedures for Materials "Hot Mix Asphalt Test Strip Procedures". At the request of the Producer, the Engineer may waive the test strip if previous construction during the current construction year has demonstrated the constructability of the mix using Department test results."

Revise third paragraph of Article 1030.10 of the Standard Specifications to read:

"When a test strip is constructed, the Contractor shall collect and split the mixture according to the document "Hot-Mix Asphalt Test Strip Procedures". The Engineer, or a representative, shall deliver split sample to the District Laboratory for verification testing. The Contractor shall complete mixture tests stated in Article 1030.09(a). Mixture sampled shall include enough material for the Department to conduct mixture tests detailed in Article 1030.09(a) and in the document "Hot-Mix Asphalt Mixture Design Verification Procedure" Section 3.3. The mixture test results shall meet the requirements of Articles 1030.05(b) and 1030.05(d), except Hamburg wheel tests will only be conducted on High ESAL mixtures during production."

5. <u>Hot-Mix Asphalt – Mixture Design Verification and Production (D-1)</u>

Effective: January 1, 2019
Revised: December 1, 2021

Add to Article 1030.05 (d)(3) of the Standard Specifications to read:

" During mixture design, prepared samples shall be submitted to the District laboratory by the Contractor for verification testing. The required testing, and number and size of prepared samples submitted, shall be according to the following tables.

High ESAL – Required Samples for Verification Testing

Attachment: _4798.056 Contract Specifications - Sidewalk Improvements FINAL (O-2023-13 : 2023 Sidewalk Improvements Award (MFT))

Mixture	Hamburg Wheel and I-FIT Testing 1/ 2/
Binder	total of 3 - 160 mm tall bricks
Surface	total of 4 - 160 mm tall bricks

Low ESAL – Required Samples for Verification Testing	
Mixture	I-FIT Testing 1/ 2/
Binder	1 - 160 mm tall brick
Surface	2 - 160 mm tall bricks

1/ The compacted gyratory bricks for Hamburg wheel and I-FIT testing shall be 7.5 ± 0.5 percent air voids.

2/ If the Contractor does not possess the equipment to prepare the 160 mm tall brick(s), twice as many 115 mm tall compacted gyratory bricks will be acceptable.

Revise the fourth paragraph of Article 1030.10 of the Standard Specifications to read:

"When a test strip is not required, each HMA mixture shall still be sampled on the first day of production: I-FIT and Hamburg wheel testing for High ESAL; I-FIT testing for Low ESAL. Within two working days after sampling the mixture, the Contractor shall deliver gyratory cylinders to the District laboratory for Department verification testing. The High ESAL mixture test results shall meet the requirements of Articles 1030.05(d)(3) and 1030.05(d)(4). The Low ESAL mixture test results shall meet the requirements of Article 1030.05(d)(4). The required number and size of prepared samples submitted for the Hamburg wheel and I-FIT testing shall be according to the "High ESAL - Required Samples for Verification Testing" table in Article 1030.05(d)(3) above."

Add the following to the end of Article 1030.10 of the Standard Specifications to read:

"Mixture sampled during first day of production shall include approximately 60 lb (27 kg) of additional material for the Department to conduct Hamburg wheel testing and approximately 80 lb (36 kg) of additional material for the Department to conduct I-FIT testing. Within two working days after sampling, the Contractor shall deliver prepared samples to the District laboratory for verification testing. The required number and size of prepared samples submitted for the Hamburg wheel and I-FIT testing shall be according to the "High ESAL - Required Samples for Verification Testing" table in Article 1030.05(d)(3) above."

Attachment: _4798.056 Contract Specifications - Sidewalk Improvements FINAL (O-2023-13 : 2023 Sidewalk Improvements Award (MFT))

State of Illinois
Department of Transportation
Bureau of Local Roads and Streets

SPECIAL PROVISION
FOR
INSURANCE

Effective: February 1, 2007
Revised: August 1, 2007

All references to Sections or Articles in this specification shall be construed to mean specific Section or Article of the Standard Specifications for Road and Bridge Construction, adopted by the Department of Transportation.

The Contractor shall name the following entities as additional insured under the Contractor's general liability insurance policy in accordance with Article 107.27:

Village of Buffalo Grove

Gewalt Hamilton Associates, Inc.

The entities listed above and their officers, employees, and agents shall be indemnified and held harmless in accordance with Article 107.26.

Attachment: _4798.056 Contract Specifications - Sidewalk Improvements FINAL (O-2023-13 : 2023 Sidewalk Improvements Award (MFT))

BDE SPECIAL PROVISIONS
For the January 20, 2023 and March 10, 2023 Lettings

The following special provisions indicated by a "check mark" are applicable to this contract and will be included by the Projec Coordination and Implementation Section of the Bureau of Design & Environment (BDE).

	File Name	#		Special Provision Title	Effective	Revised
	80099	1	☐	Accessible Pedestrian Signals (APS)	April 1, 2003	Jan. 1, 2022
	80274	2	☐	Aggregate Subgrade Improvement	April 1, 2012	April 1, 2022
	80192	3	☐	Automated Flagger Assistance Device	Jan. 1, 2008	
	80173	4	☐	Bituminous Materials Cost Adjustments	Nov. 2, 2006	Aug. 1, 2017
	80426	5	☐	Bituminous Surface Treatment with Fog Seal	Jan. 1, 2020	Jan. 1, 2022
	80436	6	☐	Blended Finely Divided Minerals	April 1, 2021	
*	80241	7	☐	Bridge Demolition Debris	July 1, 2009	
*	5053I	8	☐	Building Removal	Sept. 1, 1990	Aug. 1, 2022
*	5026I	9	☐	Building Removal with Asbestos Abatement	Sept. 1, 1990	Aug. 1, 2022
	80384	10	☑	Compensable Delay Costs	June 2, 2017	April 1, 2019
*	80198	11	☐	Completion Date (via calendar days)	April 1, 2008	
*	80199	12	☐	Completion Date (via calendar days) Plus Working Days	April 1, 2008	
	80261	13	☑	Construction Air Quality – Diesel Retrofit	June 1, 2010	Nov. 1, 2014
	80434	14	☐	Corrugated Plastic Pipe (Culvert and Storm Sewer)	Jan. 1, 2021	
*	80029	15	☐	Disadvantaged Business Enterprise Participation	Sept. 1, 2000	Mar. 2, 2019
	80229	16	☐	Fuel Cost Adjustment	April 1, 2009	Aug. 1, 2017
	80447	17	☐	Grading and Shaping Ditches	Jan. 1, 2023	
	80433	18	☐	Green Preformed Thermoplastic Pavement Markings	Jan. 1, 2021	Jan. 1, 2022
	80443	19	☐	High Tension Cable Median Barrier Removal	April 1, 2022	
	80446	20	☐	Hot-Mix Asphalt - Longitudinal Joint Sealant	Nov. 1, 2022	
	80438	21	☐	Illinois Works Apprenticeship Initiative – State Funded Contracts	June 2, 2021	Sept. 2, 2021
	80045	22	☐	Material Transfer Device	June 15, 1999	Jan. 1, 2022
	80441	23	☐	Performance Graded Asphalt Binder	Jan. 1, 2023	
*	3426I	24	☐	Railroad Protective Liability Insurance	Dec. 1, 1986	Jan. 1, 2022
	80445	25	☐	Seeding	Nov. 1, 2022	
	80340	26	☐	Speed Display Trailer	April 2, 2014	Jan. 1, 2022
	80127	27	☐	Steel Cost Adjustment	April 2, 2004	Jan. 1, 2022
	80397	28	☐	Subcontractor and DBE Payment Reporting	April 2, 2018	
	80391	29	☑	Subcontractor Mobilization Payments	Nov. 2, 2017	April 1, 2019
	80437	30	☐	Submission of Payroll Records	April 1, 2021	Nov. 1, 2022
	80435	31	☐	Surface Testing of Pavements – IRI	Jan. 1, 2021	Jan. 1, 2023
	80410	32	☐	Traffic Spotters	Jan. 1, 2019	
*	20338	33	☐	Training Special Provisions	Oct. 15, 1975	Sept. 2, 2021
	80429	34	☐	Ultra-Thin Bonded Wearing Course	April 1, 2020	Jan. 1, 2022
	80439	35	☐	Vehicle and Equipment Warning Lights	Nov. 1, 2021	Nov. 1, 2022
	80440	36	☐	Waterproofing Membrane System	Nov. 1, 2021	
	80302	37	☐	Weekly DBE Trucking Reports	June 2, 2012	Nov. 1, 2021
	80427	38	☑	Work Zone Traffic Control Devices	Mar. 2, 2020	
*	80071	39	☐	Working Days	Jan. 1, 2002	

Highlighted items indicate a new or revised special provision for the letting.

An * indicates the special provision requires additional information from the designer, which needs to be submitted separately The Project Coordination and Implementation Section will then include the information in the applicable special provision.

Attachment: _4798.056 Contract Specifications - Sidewalk Improvements FINAL (O-2023-13 : 2023 Sidewalk Improvements Award (MFT))

The following special provisions have been deleted from use.

File Name	Special Provision Title	Effective	Revised
5048I	Building Removal-Case II (Non-Friable Asbestos)	Sept. 1, 1990	April 1, 2010
5049I	Building Removal-Case III (Friable Asbestos)	Sept. 1, 1990	April 1, 2010

The following special provisions are in the 2023 Supplemental Specifications and Recurring Special Provisions.

File Name	Special Provision Title	New Location(s)	Effective	Revised
80293	Concrete Box Culverts with Skews > 30 Degrees and Design Fills ≤ 5 Feet	Articles 540.04 & 540.06	April 1, 2012	July 1, 2016
80311	Concrete End Sections for Pipe Culverts	Articles 540.07, 542.01, 542.02, 542.07, 542.11 & 542.12	Jan. 1, 2013	April 1, 2016
80422	High Tension Cable Median Barrier	Articles 644.02, 644.05, 782.01, 782.04, 782.07 & 1097.02	Jan. 1, 2020	Jan. 1, 2022
80442	Hot-Mix Asphalt	Articles 1030.09 & 1030.10	Jan. 1, 2022	Aug. 1, 2022
80444	Hot-Mix Asphalt – Patching	Errata – Article 442.08(b)	April 1, 2022	
80411	Luminaires, LED	Articles 801.05(a), 821.02(d), 821.03, 821.08 & 1067.01-1067.06	April 1, 2019	Jan. 1, 2022
80418	Mechanically Stabilized Earth Retaining Walls	Articles 1003.07 & 1004.06	Nov. 1, 2019	Nov. 1, 2020
80430	Portland Cement Concrete – Haul Time	Article 1020.11(a)(7)	July 1, 2020	
80395	Sloped Metal End Section for Pipe Culverts	Articles 540.07, 542.01, 542.02, 542.07, 542.11 & 542.12	Jan. 1, 2018	
80318	Traversable Pipe Grate for Concrete End Sections	Articles 540.04, 540.07, 540.08 & 542.01, 542.02, 542.07, 542.11 & 542.12	Jan. 1, 2013	Jan. 1, 2018

Attachment: _4798.056 Contract Specifications - Sidewalk Improvements FINAL (O-2023-13 : 2023 Sidewalk Improvements Award (MFT))

COMPENSABLE DELAY COSTS (BDE)

Effective: June 2, 2017
Revised: April 1, 2019

Revise Article 107.40(b) of the Standard Specifications to read:

"(b) Compensation. Compensation will not be allowed for delays, inconveniences, or damages sustained by the Contractor from conflicts with facilities not meeting the above definition; or if a conflict with a utility in an unanticipated location does not cause a shutdown of the work or a documentable reduction in the rate of progress exceeding the limits set herein. The provisions of Article 104.03 notwithstanding, compensation for delays caused by a utility in an unanticipated location will be paid according to the provisions of this Article governing minor and major delays or reduced rate of production which are defined as follows.

(1) Minor Delay. A minor delay occurs when the work in conflict with the utility in an unanticipated location is completely stopped for more than two hours, but not to exceed two weeks.

(2) Major Delay. A major delay occurs when the work in conflict with the utility in an unanticipated location is completely stopped for more than two weeks.

(3) Reduced Rate of Production Delay. A reduced rate of production delay occurs when the rate of production on the work in conflict with the utility in an unanticipated location decreases by more than 25 percent and lasts longer than seven calendar days."

Revise Article 107.40(c) of the Standard Specifications to read:

"(c) Payment. Payment for Minor, Major, and Reduced Rate of Production Delays will be made as follows.

(1) Minor Delay. Labor idled which cannot be used on other work will be paid for according to Article 109.04(b)(1) and (2) for the time between start of the delay and the minimum remaining hours in the work shift required by the prevailing practice in the area.

Equipment idled which cannot be used on other work, and which is authorized to standby on the project site by the Engineer, will be paid for according to Article 109.04(b)(4).

(2) Major Delay. Labor will be the same as for a minor delay.

Equipment will be the same as for a minor delay, except Contractor-owned equipment will be limited to two weeks plus the cost of move-out to either the

Contractor's yard or another job and the cost to re-mobilize, whichever is less. Rental equipment may be paid for longer than two weeks provided the Contractor presents adequate support to the Department (including lease agreement) to show retaining equipment on the job is the most economical course to follow and in the public interest.

(3) Reduced Rate of Production Delay. The Contractor will be compensated for the reduced productivity for labor and equipment time in excess of the 25 percent threshold for that portion of the delay in excess of seven calendar days. Determination of compensation will be in accordance with Article 104.02, except labor and material additives will not be permitted.

Payment for escalated material costs, escalated labor costs, extended project overhead, and extended traffic control will be determined according to Article 109.13."

Revise Article 108.04(b) of the Standard Specifications to read:

"(b) No working day will be charged under the following conditions.

(1) When adverse weather prevents work on the controlling item.

(2) When job conditions due to recent weather prevent work on the controlling item.

(3) When conduct or lack of conduct by the Department or its consultants, representatives, officers, agents, or employees; delay by the Department in making the site available; or delay in furnishing any items required to be furnished to the Contractor by the Department prevents work on the controlling item.

(4) When delays caused by utility or railroad adjustments prevent work on the controlling item.

(5) When strikes, lock-outs, extraordinary delays in transportation, or inability to procure critical materials prevent work on the controlling item, as long as these delays are not due to any fault of the Contractor.

(6) When any condition over which the Contractor has no control prevents work on the controlling item."

Revise Article 109.09(f) of the Standard Specifications to read:

"(f) Basis of Payment. After resolution of a claim in favor of the Contractor, any adjustment in time required for the work will be made according to Section 108. Any adjustment in the costs to be paid will be made for direct labor, direct materials, direct equipment, direct jobsite overhead, direct offsite overhead, and other direct costs allowed by the resolution. Adjustments in costs will not be made for interest charges, loss of anticipated profit, undocumented loss of efficiency, home office overhead and unabsorbed overhead

other than as allowed by Article 109.13, lost opportunity, preparation of claim expenses and other consequential indirect costs regardless of method of calculation.

The above Basis of Payment is an essential element of the contract and the claim cost recovery of the Contractor shall be so limited."

Add the following to Section 109 of the Standard Specifications.

"**109.13 Payment for Contract Delay.** Compensation for escalated material costs, escalated labor costs, extended project overhead, and extended traffic control will be allowed when such costs result from a delay meeting the criteria in the following table.

Contract Type	Cause of Delay	Length of Delay
Working Days	Article 108.04(b)(3) or Article 108.04(b)(4)	No working days have been charged for two consecutive weeks.
Completion Date	Article 108.08(b)(1) or Article 108.08(b)(7)	The Contractor has been granted a minimum two week extension of contract time, according to Article 108.08.

Payment for each of the various costs will be according to the following.

(a) Escalated Material and/or Labor Costs. When the delay causes work, which would have otherwise been completed, to be done after material and/or labor costs have increased, such increases will be paid. Payment for escalated material costs will be limited to the increased costs substantiated by documentation furnished by the Contractor. Payment for escalated labor costs will be limited to those items in Article 109.04(b)(1) and (2), except the 35 percent and 10 percent additives will not be permitted.

(b) Extended Project Overhead. For the duration of the delay, payment for extended project overhead will be paid as follows.

(1) Direct Jobsite and Offsite Overhead. Payment for documented direct jobsite overhead and documented direct offsite overhead, including onsite supervisory and administrative personnel, will be allowed according to the following table.

Original Contract Amount	Supervisory and Administrative Personnel
Up to $5,000,000	One Project Superintendent
Over $ 5,000,000 - up to $25,000,000	One Project Manager, One Project Superintendent or Engineer, and One Clerk
Over $25,000,000 - up to $50,000,000	One Project Manager, One Project Superintendent, One Engineer, and

Attachment: _4798.056 Contract Specifications - Sidewalk Improvements FINAL (O-2023-13 : 2023 Sidewalk Improvements Award (MFT))

	One Clerk
Over $50,000,000	One Project Manager, Two Project Superintendents, One Engineer, and One Clerk

(2) Home Office and Unabsorbed Overhead. Payment for home office and unabsorbed overhead will be calculated as 8 percent of the total delay cost.

(c) Extended Traffic Control. Traffic control required for an extended period of time due to the delay will be paid for according to Article 109.04.

When an extended traffic control adjustment is paid under this provision, an adjusted unit price as provided for in Article 701.20(a) for increase or decrease in the value of work by more than ten percent will not be paid.

Upon payment for a contract delay under this provision, the Contractor shall assign subrogation rights to the Department for the Department's efforts of recovery from any other party for monies paid by the Department as a result of any claim under this provision. The Contractor shall fully cooperate with the Department in its efforts to recover from another party any money paid to the Contractor for delay damages under this provision."

80384

Attachment: _4798.056 Contract Specifications - Sidewalk Improvements FINAL (O-2023-13 : 2023 Sidewalk Improvements Award (MFT))

CONSTRUCTION AIR QUALITY – DIESEL RETROFIT (BDE)

Effective: June 1, 2010
Revised: November 1, 2014

The reduction of emissions of particulate matter (PM) for off-road equipment shall be accomplished by installing retrofit emission control devices. The term "equipment" refers to diesel fuel powered devices rated at 50 hp and above, to be used on the jobsite in excess of seven calendar days over the course of the construction period on the jobsite (including rental equipment).

Contractor and subcontractor diesel powered off-road equipment assigned to the contract shall be retrofitted using the phased in approach shown below. Equipment that is of a model year older than the year given for that equipment's respective horsepower range shall be retrofitted:

Effective Dates	Horsepower Range	Model Year
June 1, 2010 1/	600-749	2002
	750 and up	2006
June 1, 2011 2/	100-299	2003
	300-599	2001
	600-749	2002
	750 and up	2006
June 1, 2012 2/	50-99	2004
	100-299	2003
	300-599	2001
	600-749	2002
	750 and up	2006

1/ Effective dates apply to Contractor diesel powered off-road equipment assigned to the contract.
2/ Effective dates apply to Contractor and subcontractor diesel powered off-road equipment assigned to the contract.

The retrofit emission control devices shall achieve a minimum PM emission reduction of 50 percent and shall be:

a) Included on the U.S. Environmental Protection Agency (USEPA) *Verified Retrofit Technology List* (http://www.epa.gov/cleandiesel/verification/verif-list.htm), or verified by the California Air Resources Board (CARB) (http://www.arb.ca.gov/diesel/verdev/vt/cvt.htm); or

b) Retrofitted with a non-verified diesel retrofit emission control device if verified retrofit emission control devices are not available for equipment proposed to be used on the project, and if the Contractor has obtained a performance certification from the retrofit

device manufacturer that the emission control device provides a minimum PM emission reduction of 50 percent.

Note: Large cranes (Crawler mounted cranes) which are responsible for critical lift operations are exempt from installing retrofit emission control devices if such devices adversely affect equipment operation.

Diesel powered off-road equipment with engine ratings of 50 hp and above, which are unable to be retrofitted with verified emission control devices or if performance certifications are not available which will achieve a minimum 50 percent PM reduction, may be granted a waiver by the Department if documentation is provided showing good faith efforts were made by the Contractor to retrofit the equipment.

Construction shall not proceed until the Contractor submits a certified list of the diesel powered off-road equipment that will be used, and as necessary, retrofitted with emission control devices. The list(s) shall include (1) the equipment number, type, make, Contractor/rental company name; and (2) the emission control devices make, model, USEPA or CARB verification number, or performance certification from the retrofit device manufacturer. Equipment reported as fitted with emissions control devices shall be made available to the Engineer for visual inspection of the device installation, prior to being used on the jobsite.

The Contractor shall submit an updated list of retrofitted off-road construction equipment as retrofitted equipment changes or comes on to the jobsite. The addition or deletion of any diesel powered equipment shall be included on the updated list.

If any diesel powered off-road equipment is found to be in non-compliance with any portion of this special provision, the Engineer will issue the Contractor a diesel retrofit deficiency deduction.

Any costs associated with retrofitting any diesel powered off-road equipment with emission control devices shall be considered as included in the contract unit prices bid for the various items of work involved and no additional compensation will be allowed. The Contractor's compliance with this notice and any associated regulations shall not be grounds for a claim.

Diesel Retrofit Deficiency Deduction

When the Engineer determines that a diesel retrofit deficiency exists, a daily monetary deduction will be imposed for each calendar day or fraction thereof the deficiency continues to exist. The calendar day(s) will begin when the time period for correction is exceeded and end with the Engineer's written acceptance of the correction. The daily monetary deduction will be $1,000.00 for each deficiency identified.

The deficiency will be based on lack of diesel retrofit emissions control.

If a Contractor accumulates three diesel retrofit deficiency deductions for the same piece of equipment in a contract period, the Contractor will be shutdown until the deficiency is corrected.

Such a shutdown will not be grounds for any extension of the contract time, waiver of penalties, or be grounds for any claim.

80261

SUBCONTRACTOR MOBILIZATION PAYMENTS (BDE)

Effective: November 2, 2017
Revised: April 1, 2019

Replace the second paragraph of Article 109.12 of the Standard Specifications with the following:

"This mobilization payment shall be made at least seven days prior to the subcontractor starting work. The amount paid shall be at the following percentage of the amount of the subcontract reported on form BC 260A submitted for the approval of the subcontractor's work.

Value of Subcontract Reported on Form BC 260A	Mobilization Percentage
Less than $10,000	25%
$10,000 to less than $20,000	20%
$20,000 to less than $40,000	18%
$40,000 to less than $60,000	16%
$60,000 to less than $80,000	14%
$80,000 to less than $100,000	12%
$100,000 to less than $250,000	10%
$250,000 to less than $500,000	9%
$500,000 to $750,000	8%
Over $750,000	7%"

80391

WORK ZONE TRAFFIC CONTROL DEVICES (BDE)

Effective: March 2, 2020

Add the following to Article 701.03 of the Standard Specifications:

"(q) Temporary Sign Supports ..... 1106.02"

Revise the third paragraph of Article 701.14 of the Standard Specifications to read:

"For temporary sign supports, the Contractor shall provide a FHWA eligibility letter for each device used on the contract. The letter shall provide information for the set-up and use of the device as well as a detailed drawing of the device. The signs shall be supported within 20 degrees of vertical. Weights used to stabilize signs shall be attached to the sign support per the manufacturer's specifications."

Revise the first paragraph of Article 701.15 of the Standard Specifications to read:

"**701.15 Traffic Control Devices.** For devices that must meet crashworthiness standards, the Contractor shall provide a manufacturer's self-certification or a FHWA eligibility letter for each Category 1 device and a FHWA eligibility letter for each Category 2 and Category 3 device used on the contract. The self-certification or letter shall provide information for the set-up and use of the device as well as a detailed drawing of the device."

Revise the first six paragraphs of Article 1106.02 of the Standard Specifications to read:

"**1106.02 Devices.** Work zone traffic control devices and combinations of devices shall meet crashworthiness standards for their respective categories. The categories are as follows.

Category 1 includes small, lightweight, channelizing and delineating devices that have been in common use for many years and are known to be crashworthy by crash testing of similar devices or years of demonstrable safe performance. These include cones, tubular markers, plastic drums, and delineators, with no attachments (e.g. lights). Category 1 devices manufactured after December 31, 2019 shall be MASH-16 compliant. Category 1 devices manufactured on or before December 31, 2019, and compliant with NCHRP 350 or MASH 2009, may be used on contracts let before December 31, 2024.

Category 2 includes devices that are not expected to produce significant vehicular velocity change but may otherwise be hazardous. These include vertical panels with lights, barricades, temporary sign supports, and Category 1 devices with attachments (e.g. drums with lights). Category 2 devices manufactured after December 31, 2019 shall be MASH-16 compliant. Category 2 devices manufactured on or before December 31, 2019, and compliant with NCHRP 350 or MASH 2009, may be used on contracts let before December 31, 2024.

Category 3 includes devices that are expected to cause significant velocity changes or other potentially harmful reactions to impacting vehicles. These include crash cushions (impact

attenuators), truck mounted attenuators, and other devices not meeting the definitions of Category 1 or 2. Category 3 devices manufactured after December 31, 2019 shall be MASH-16 compliant. Category 3 devices manufactured on or before December 31, 2019, and compliant with NCHRP 350 or MASH 2009, may be used on contracts let before December 31, 2029. Category 3 devices shall be crash tested for Test Level 3 or the test level specified.

Category 4 includes portable or trailer-mounted devices such as arrow boards, changeable message signs, temporary traffic signals, and area lighting supports. It is preferable for Category 4 devices manufactured after December 31, 2019 to be MASH-16 compliant; however, there are currently no crash tested devices in this category, so it remains exempt from the NCHRP 350 or MASH compliance requirement.

For each type of device, when no more than one MASH-16 compliant is available, an NCHRP 350 or MASH-2009 compliant device may be used, even if manufactured after December 31, 2019."

Revise Articles 1106.02(g), 1106.02(k), and 1106.02(l) to read:

"(g) Truck Mounted/Trailer Mounted Attenuators. The attenuator shall be approved for use at Test Level 3. Test Level 2 may be used for normal posted speeds less than or equal to 45 mph.

(k) Temporary Water Filled Barrier. The water filled barrier shall be a lightweight plastic shell designed to accept water ballast and be on the Department's qualified product list.

Shop drawings shall be furnished by the manufacturer and shall indicate the deflection of the barrier as determined by acceptance testing; the configuration of the barrier in that test; and the vehicle weight, velocity, and angle of impact of the deflection test. The Engineer shall be provided one copy of the shop drawings.

(l) Movable Traffic Barrier. The movable traffic barrier shall be on the Department's qualified product list.

Shop drawings shall be furnished by the manufacturer and shall indicate the deflection of the barrier as determined by acceptance testing; the configuration of the barrier in that test; and the vehicle weight, velocity, and angle of impact of the deflection test. The Engineer shall be provided one copy of the shop drawings. The barrier shall be capable of being moved on and off the roadway on a daily basis."

80427

Cook County Prevailing Wage Rates posted on 10/3/2022

Trade Title	Rg	Type	C	Base	Foreman	Overtime M-F	Overtime Sa	Overtime Su	Overtime Hol	H/W	Pension	Vac	Trng	Othe Ins
ASBESTOS ABT-GEN	All	ALL		47.40	48.40	1.5	1.5	2.0	2.0	17.05	15.21	0.00	0.90	
ASBESTOS ABT-MEC	All	BLD		39.60	42.77	1.5	1.5	2.0	2.0	14.77	13.59	0.00	0.86	
BOILERMAKER	All	BLD		53.66	58.48	2.0	2.0	2.0	2.0	6.97	23.69	0.00	2.67	
BRICK MASON	All	BLD		49.81	54.79	1.5	1.5	2.0	2.0	12.10	21.56	0.00	1.10	
CARPENTER	All	ALL		52.01	54.01	1.5	1.5	2.0	2.0	11.79	24.76	1.50	0.80	
CEMENT MASON	All	ALL		49.75	51.75	2.0	1.5	2.0	2.0	17.08	20.74	0.00	1.00	
CERAMIC TILE FINISHER	All	BLD		44.18	44.18	1.5	1.5	2.0	2.0	12.25	14.77	0.00	1.00	
COMMUNICATION ELECTRICIAN	All	BLD		47.16	50.46	1.5	1.5	2.0	2.0	12.70	14.10	1.25	1.57	0
ELECTRIC PWR EQMT OP	All	ALL		58.25	63.91	1.5	1.5	2.0	2.0	13.08	19.67	0.00	3.19	
ELECTRIC PWR GRNDMAN	All	ALL		45.44	63.91	1.5	1.5	2.0	2.0	10.20	15.34	0.00	2.49	
ELECTRIC PWR LINEMAN	All	ALL		58.25	63.91	1.5	1.5	2.0	2.0	13.08	19.67	0.00	3.19	
ELECTRICIAN	All	ALL		52.05	55.69	1.5	1.5	2.0	2.0	17.65	18.30	1.25	1.92	1
ELEVATOR CONSTRUCTOR	All	BLD		62.47	70.28	2.0	2.0	2.0	2.0	16.03	20.21	5.00	0.65	
FENCE ERECTOR	All	ALL		46.89	48.89	1.5	1.5	2.0	2.0	13.68	17.42	0.00	0.75	
GLAZIER	All	BLD		48.75	50.25	1.5	2.0	2.0	2.0	15.19	24.43	0.00	1.70	
HEAT/FROST INSULATOR	All	BLD		52.80	55.97	1.5	1.5	2.0	2.0	14.77	16.76	0.00	0.86	
IRON WORKER	All	ALL		55.81	57.81	2.0	2.0	2.0	2.0	16.05	25.31	0.00	0.49	
LABORER	All	ALL		47.40	48.15	1.5	1.5	2.0	2.0	17.05	15.21	0.00	0.90	
LATHER	All	ALL		52.01	54.01	1.5	1.5	2.0	2.0	11.79	24.76	1.50	0.80	
MACHINIST	All	BLD		53.18	57.18	1.5	1.5	2.0	2.0	9.93	8.95	1.85	1.47	
MARBLE FINISHER	All	ALL		38.00	51.41	1.5	1.5	2.0	2.0	12.10	19.60	0.00	0.60	
MARBLE MASON	All	BLD		48.96	53.86	1.5	1.5	2.0	2.0	12.10	21.03	0.00	0.78	
MATERIAL TESTER I	All	ALL		37.40		1.5	1.5	2.0	2.0	17.05	15.21	0.00	0.90	
MATERIALS TESTER II	All	ALL		42.40		1.5	1.5	2.0	2.0	17.05	15.21	0.00	0.90	
MILLWRIGHT	All	ALL		52.01	54.01	1.5	1.5	2.0	2.0	11.79	24.76	1.50	0.80	
OPERATING ENGINEER	All	BLD	1	55.10	59.10	2.0	2.0	2.0	2.0	22.15	19.30	2.00	2.55	
OPERATING ENGINEER	All	BLD	2	53.80	59.10	2.0	2.0	2.0	2.0	22.15	19.30	2.00	2.55	
OPERATING ENGINEER	All	BLD	3	51.25	59.10	2.0	2.0	2.0	2.0	22.15	19.30	2.00	2.55	
OPERATING ENGINEER	All	BLD	4	49.50	59.10	2.0	2.0	2.0	2.0	22.15	19.30	2.00	2.55	
OPERATING ENGINEER	All	BLD	5	58.85	59.10	2.0	2.0	2.0	2.0	22.15	19.30	2.00	2.55	
OPERATING ENGINEER	All	BLD	6	56.10	59.10	2.0	2.0	2.0	2.0	22.15	19.30	2.00	2.55	

Attachment: _4798.056 Contract Specifications - Sidewalk Improvements FINAL (O-2023-13 : 2023 Sidewalk Improvements Award (MFT))

OPERATING ENGINEER	All	BLD	7	58.10	59.10	2.0	2.0	2.0	2.0	22.15	19.30	2.00	2.55
OPERATING ENGINEER	All	FLT	1	61.10	61.10	1.5	1.5	2.0	2.0	21.40	18.60	2.00	2.40
OPERATING ENGINEER	All	FLT	2	59.60	61.10	1.5	1.5	2.0	2.0	21.40	18.60	2.00	2.40
OPERATING ENGINEER	All	FLT	3	58.10	61.10	1.5	1.5	2.0	2.0	21.40	18.60	2.00	2.40
OPERATING ENGINEER	All	FLT	4	53.60	61.10	1.5	1.5	2.0	2.0	21.40	18.60	2.00	2.40
OPERATING ENGINEER	All	FLT	5	62.60	61.10	1.5	1.5	2.0	2.0	21.40	18.60	2.00	2.40
OPERATING ENGINEER	All	FLT	6	41.00	61.10	1.5	1.5	2.0	2.0	21.40	18.60	2.00	2.40
OPERATING ENGINEER	All	HWY	1	53.30	57.30	1.5	1.5	2.0	2.0	22.15	19.30	2.00	2.55
OPERATING ENGINEER	All	HWY	2	52.75	57.30	1.5	1.5	2.0	2.0	22.15	19.30	2.00	2.55
OPERATING ENGINEER	All	HWY	3	50.70	57.30	1.5	1.5	2.0	2.0	22.15	19.30	2.00	2.55
OPERATING ENGINEER	All	HWY	4	49.30	57.30	1.5	1.5	2.0	2.0	22.15	19.30	2.00	2.55
OPERATING ENGINEER	All	HWY	5	48.10	57.30	1.5	1.5	2.0	2.0	22.15	19.30	2.00	2.55
OPERATING ENGINEER	All	HWY	6	56.30	57.30	1.5	1.5	2.0	2.0	22.15	19.30	2.00	2.55
OPERATING ENGINEER	All	HWY	7	54.30	57.30	1.5	1.5	2.0	2.0	22.15	19.30	2.00	2.55
ORNAMENTAL IRON WORKER	All	ALL		53.32	55.82	2.0	2.0	2.0	2.0	14.23	25.00	0.00	1.75
PAINTER	All	ALL		50.30	56.59	1.5	1.5	1.5	2.0	14.26	14.99	0.00	1.72
PAINTER - SIGNS	All	BLD		41.55	46.67	1.5	1.5	2.0	2.0	3.04	3.90	0.00	0.00
PILEDRIVER	All	ALL		52.01	54.01	1.5	1.5	2.0	2.0	11.79	24.76	1.50	0.80
PIPEFITTER	All	BLD		53.00	56.00	1.5	1.5	2.0	2.0	11.85	22.85	0.00	2.92
PLASTERER	All	BLD		47.75	50.62	1.5	1.5	2.0	2.0	17.08	19.18	0.00	1.00
PLUMBER	All	BLD		54.80	58.10	1.5	1.5	2.0	2.0	16.70	17.04	0.00	1.58
ROOFER	All	BLD		47.80	51.80	1.5	1.5	2.0	2.0	11.58	14.71	0.00	0.96
SHEETMETAL WORKER	All	BLD		49.10	53.03	1.5	1.5	2.0	2.0	13.53	28.20	0.00	1.00
SIGN HANGER	All	BLD		34.72	37.50	1.5	1.5	2.0	2.0	6.85	4.50	0.00	0.00
SPRINKLER FITTER	All	BLD		53.25	56.00	1.5	1.5	2.0	2.0	14.20	18.60	0.00	0.75
STEEL ERECTOR	All	ALL		55.81	57.81	2.0	2.0	2.0	2.0	16.05	25.31	0.00	0.49
STONE MASON	All	BLD		49.81	54.79	1.5	1.5	2.0	2.0	12.10	21.56	0.00	1.10
TERRAZZO FINISHER	All	BLD		45.57	45.57	1.5	1.5	2.0	2.0	12.25	17.14	0.00	1.03
TERRAZZO MASON	All	BLD		49.41	52.91	1.5	1.5	2.0	2.0	12.25	18.60	0.00	1.07
TILE MASON	All	BLD		51.44	55.44	1.5	1.5	2.0	2.0	12.25	18.48	0.00	1.08
TRAFFIC SAFETY WORKER I	All	HWY		39.30	40.90	1.5	1.5	2.0	2.0	9.65	9.10	0.00	0.10
TRAFFIC SAFETY WORKER II	ALL	HWY		40.30	41.90	1.5	1.5	2.0	2.0	9.65	9.10	0.00	0.10
TRUCK DRIVER	E	ALL	1	39.95	40.60	1.5	1.5	2.0	2.0	12.30	15.24	0.00	0.15
TRUCK DRIVER	E	ALL	2	40.20	40.60	1.5	1.5	2.0	2.0	12.30	15.24	0.00	0.15
TRUCK DRIVER	E	ALL	3	40.40	40.60	1.5	1.5	2.0	2.0	12.30	15.24	0.00	0.15
TRUCK DRIVER	E	ALL	4	40.60	40.60	1.5	1.5	2.0	2.0	12.30	15.24	0.00	0.15

TRUCK DRIVER	W	ALL	1	40.63	41.18	1.5	1.5	2.0	2.0	10.70	14.71	0.00	0.15
TRUCK DRIVER	W	ALL	2	40.78	41.18	1.5	1.5	2.0	2.0	10.70	14.71	0.00	0.15
TRUCK DRIVER	W	ALL	3	40.98	41.18	1.5	1.5	2.0	2.0	10.70	14.71	0.00	0.15
TRUCK DRIVER	W	ALL	4	41.18	41.18	1.5	1.5	2.0	2.0	10.70	14.71	0.00	0.15
TUCKPOINTER	All	BLD		49.53	50.53	1.5	1.5	2.0	2.0	9.04	21.06	0.00	1.07

Legend
Rg Region
Type Trade Type - All,Highway,Building,Floating,Oil & Chip,Rivers
C Class
Base Base Wage Rate
OT M-F Unless otherwise noted, OT pay is required for any hour greater than 8 worked each day, Mon through Fri. The number listed is the multiple of the base wage.
OT Sa Overtime pay required for every hour worked on Saturdays
OT Su Overtime pay required for every hour worked on Sundays
OT Hol Overtime pay required for every hour worked on Holidays
H/W Health/Welfare benefit
Vac Vacation
Trng Training
Other Ins Employer hourly cost for any other type(s) of insurance provided for benefit of worker.

Explanations COOK COUNTY

The following list is considered as those days for which holiday rates of wages for work performed apply: New Years Day, Memorial Day, Fourth of July, Labor Day, Thanksgiving Day, Christmas Day and Veterans Day in some classifications/counties. Generally, any of these holidays which fall on a Sunday is celebrated on the following Monday. This then makes work performe on that Monday payable at the appropriate overtime rate for holiday pay. Common practice in a given local may alter certain days of celebration. If in doubt, please check with IDOL.

TRUCK DRIVERS (WEST) - That part of the county West of Barrington Road.

EXPLANATION OF CLASSES

ASBESTOS - GENERAL - removal of asbestos material/mold and hazardous materials from any place in a building, including mechanical systems where those mechanical systems are to be removed. This includes the removal of asbestos materials/mold and hazardous materials from ductwork or pipes in a building when the building is to be demolished at the time or at some clo future date. ASBESTOS - MECHANICAL - removal of asbestos material from mechanical systems, such as pipes, ducts, and boilers, where the mechanical systems are to remain.

CERAMIC TILE FINISHER

The grouting, cleaning, and polishing of all classes of tile, whether for interior or exterior purposes, all burned, glazed or unglaze products; all composition materials, granite tiles, warning detectable tiles, cement tiles, epoxy composite materials, pavers, glass mosaics, fiberglass, and all substitute materials, for tile made in tile-like units; all mixtures in tile like form of cement, metals, anc other materials that are for and intended for use as a finished floor surface, stair treads, promenade roofs, walks, walls, ceilings, swimming pools, and all other places where tile is to form a finished interior or exterior. The mixing of all setting mortars including but not limited to thin-set mortars, epoxies, wall mud, and any other sand and cement mixtures or adhesives when

Attachment: _4798.056 Contract Specifications - Sidewalk Improvements FINAL (O-2023-13 : 2023 Sidewalk Improvements Award (MFT))

used in the preparation, installation, repair, or maintenance of tile and/or similar materials. The handling and unloading of all sand, cement, lime, tile, fixtures, equipment, adhesives, or any other materials to be used in the preparation, installation, repair, maintenance of tile and/or similar materials. Ceramic Tile Finishers shall fill all joints and voids regardless of method on all tile work, particularly and especially after installation of said tile work. Application of any and all protective coverings to all types of tile installations including, but not be limited to, all soap compounds, paper products, tapes, and all polyethylene coverings, plywood, masonite, cardboard, and any new type of products that may be used to protect tile installations, Blastrac equipment, and all floor scarifying equipment used in preparing floors to receive tile. The clean up and removal of all waste and materials. All demolition of existing tile floors and walls to be re-tiled.

COMMUNICATIONS ELECTRICIAN

Installation, operation, inspection, maintenance, repair and service of radio, television, recording, voice sound vision production and reproduction, telephone and telephone interconnect, facsimile, data apparatus, coaxial, fibre optic and wireless equipment, appliances and systems used for the transmission and reception of signals of any nature, business, domestic, commercial, education, entertainment, and residential purposes, including but not limited to, communication and telephone, electronic and sound equipment, fibre optic and data communication systems, and the performance of any task directly related to such installation or service whether at new or existing sites, such tasks to include the placing of wire and cable and electrical power conduit or other raceway work within the equipment room and pulling wire and/or cable through conduit and the installation o any incidental conduit, such that the employees covered hereby can complete any job in full.

MARBLE FINISHER

Loading and unloading trucks, distribution of all materials (all stone, sand, etc.), stocking of floors with material, performing all rigging for heavy work, the handling of all material that may be needed for the installation of such materials, building of scaffolding, polishing if needed, patching, waxing of material if damaged, pointing up, caulking, grouting and cleaning of marbl holding water on diamond or Carborundum blade or saw for setters cutting, use of tub saw or any other saw needed for preparation of material, drilling of holes for wires that anchor material set by setters, mixing up of molding plaster for installatio of material, mixing up thin set for the installation of material, mixing up of sand to cement for the installation of material and such other work as may be required in helping a Marble Setter in the handling of all material in the erection or installation of interior marble, slate, travertine, art marble, serpentine, alberene stone, blue stone, granite and other stones (meaning as to stor any foreign or domestic materials as are specified and used in building interiors and exteriors and customarily known as stone i the trade), carrara, sanionyx, vitrolite and similar opaque glass and the laying of all marble tile, terrazzo tile, slate tile and precas tile, steps, risers treads, base, or any other materials that may be used as substitutes for any of the aforementioned materials an which are used on interior and exterior which are installed in a similar manner.

MATERIAL TESTER I: Hand coring and drilling for testing of materials; field inspection of uncured concrete and asphalt.

MATERIAL TESTER II: Field inspection of welds, structural steel, fireproofing, masonry, soil, facade, reinforcing steel, formwork, cured concrete, and concrete and asphalt batch plants; adjusting proportions of bituminous mixtures.

OPERATING ENGINEER - BUILDING

Class 1. Asphalt Plant; Asphalt Spreader; Autograde; Backhoes with Caisson Attachment; Batch Plant; Benoto (requires Two Engineers); Boiler and Throttle Valve; Caisson Rigs; Central Redi-Mix Plant; Combination Back Hoe Front End-loader Machine; Compressor and Throttle Valve; Concrete Breaker (Truck Mounted); Concrete Conveyor; Concrete Conveyor (Truck Mounted); Concrete Paver Over 27E cu. ft; Concrete Paver 27E cu. ft. and Under: Concrete Placer; Concrete Placing Boom; Concrete Pump (Truck Mounted); Concrete Tower; Cranes, All; Cranes, Hammerhead; Cranes, (GCI and similar Type); Creter Crane; Spider Crane; Crusher, Stone, etc.; Derricks, All; Derricks, Traveling; Formless Curb and Gutter Machine; Grader, Elevating; Grouting Machines; Heavy Duty Self-Propelled Transporter or Prime Mover; Highlift Shovels or Front Endloader 2-1/4 yd. and over; Hoists, Elevators outside type rack and pinion and similar machines; Hoists, One, Two and Three Drum; Hoists, Two Tugger One Floor; Hydraulic

Attachment: _4798.056 Contract Specifications - Sidewalk Improvements FINAL (O-2023-13 : 2023 Sidewalk Improvements Award (MFT))

Backhoes; Hydraulic Boom Trucks; Hydro Vac (and similar equipment); Locomotives, All; Motor Patrol; Lubrication Technician; Manipulators; Pile Drivers and Skid Rig; Post Hole Digger; Pre-Stress Machine; Pump Cretes Dual Ram; Pump Cretes: Squeeze Cretes-Screw Type Pumps; Gypsum Bulker and Pump; Raised and Blind Hole Drill; Roto Mill Grinder; Scoops - Tractor Drawn; Sli Form Paver; Straddle Buggies; Operation of Tie Back Machine; Tournapull; Tractor with Boom and Side Boom; Trenching Machines.

Class 2. Boilers; Broom, All Power Propelled; Bulldozers; Concrete Mixer (Two Bag and Over); Conveyor, Portable; Forklift Trucks; Highlift Shovels or Front Endloaders under 2-1/4 yd.; Hoists, Automatic; Hoists, Inside Elevators; Hoists, Sewer Dragging Machin Hoists, Tugger Single Drum; Laser Screed; Rock Drill (Self-Propelled); Rock Drill (Truck Mounted); Rollers, All; Steam Generators; Tractors, All; Tractor Drawn Vibratory Roller; Winch Trucks with "A" Frame.

Class 3. Air Compressor; Combination Small Equipment Operator; Generators; Heaters, Mechanical; Hoists, Inside Elevators (remodeling or renovation work); Hydraulic Power Units (Pile Driving, Extracting, and Drilling); Pumps, over 3" (1 to 3 not to exceed a total of 300 ft.); Low Boys; Pumps, Well Points; Welding Machines (2 through 5); Winches, 4 Small Electric Drill Winches

Class 4. Bobcats and/or other Skid Steer Loaders; Oilers; and Brick Forklift.

Class 5. Assistant Craft Foreman.

Class 6. Gradall.

Class 7. Mechanics; Welders.

OPERATING ENGINEERS - HIGHWAY CONSTRUCTION

Class 1. Asphalt Plant; Asphalt Heater and Planer Combination; Asphalt Heater Scarfire; Asphalt Spreader; Autograder/GOMACC or other similar type machines: ABG Paver; Backhoes with Caisson Attachment; Ballast Regulator; Belt Loader; Caisson Rigs; Car Dumper; Central Redi-Mix Plant; Combination Backhoe Front Endloader Machine, (1 cu. yd. Backhoe Bucket or over or with attachments); Concrete Breaker (Truck Mounted); Concrete Conveyor; Concrete Paver over 27E cu. ft.; Concrete Placer; Concrete Tube Float; Cranes, all attachments; Cranes, Tower Cranes of all types: Creter Crane: Spider Crane; Crusher, Stone, etc.; Derricks, All; Derrick Boats; Derricks, Traveling; Dredges; Elevators, Outside type Rack & Pinion and Similar Machines; Formless Curb and Gutter Machine; Grader, Elevating; Grader, Motor Grader, Motor Patrol, Auto Patrol, Form Grader, Pull Grader, Subgrader; Guard Rail Post Driver Truck Mounted; Hoists, One, Two and Three Drum; Heavy Duty Self-Propelled Transporter or Prime Mover; Hydraulic Backhoes; Backhoes with shear attachments up to 40' of boom reach; Lubrication Technician; Manipulators; Mucking Machine; Pile Drivers and Skid Rig; Pre-Stress Machine; Pump Cretes Dual Ram; Rock Drill - Crawler or Skid Rig; Rock Drill - Truc Mounted; Rock/Track Tamper; Roto Mill Grinder; Slip-Form Paver; Snow Melters; Soil Test Drill Rig (Truck Mounted); Straddle Buggies; Hydraulic Telescoping Form (Tunnel); Operation of Tieback Machine; Tractor Drawn Belt Loader; Tractor Drawn Belt Loader (with attached pusher - two engineers); Tractor with Boom; Tractaire with Attachments; Traffic Barrier Transfer Machine; Trenching; Truck Mounted Concrete Pump with Boom; Raised or Blind Hole Drills (Tunnel Shaft); Underground Boring and/or Mining Machines 5 ft. in diameter and over tunnel, etc; Underground Boring and/or Mining Machines under 5 ft. in diameter; Wheel Excavator; Widener (APSCO).

Class 2. Batch Plant; Bituminous Mixer; Boiler and Throttle Valve; Bulldozers; Car Loader Trailing Conveyors; Combination Backho Front Endloader Machine (Less than 1 cu. yd. Backhoe Bucket or over or with attachments); Compressor and Throttle Valve; Compressor, Common Receiver (3); Concrete Breaker or Hydro Hammer; Concrete Grinding Machine; Concrete Mixer or Paver 7 Series to and including 27 cu. ft.; Concrete Spreader; Concrete Curing Machine, Burlap Machine, Belting Machine and Sealing Machine; Concrete Wheel Saw; Conveyor Muck Cars (Haglund or Similar Type); Drills, All; Finishing Machine - Concrete; Highlift Shovels or Front Endloader; Hoist - Sewer Dragging Machine; Hydraulic Boom Trucks (All Attachments); Hydro-Blaster; Hydro Excavating (excluding hose work); Laser Screed; All Locomotives, Dinky; Off-Road Hauling Units (including articulating) Non Self Loading Ejection Dump; Pump Cretes: Squeeze Cretes - Screw Type Pumps, Gypsum Bulker and Pump; Roller, Asphalt; Rotary

Snow Plows; Rototiller, Seaman, etc., self-propelled; Self-Propelled Compactor; Spreader - Chip - Stone, etc.; Scraper - Single/Tw Engine/Push and Pull; Scraper - Prime Mover in Tandem (Regardless of Size); Tractors pulling attachments, Sheeps Foot, Disc, Compactor, etc.; Tug Boats.

Class 3. Boilers; Brooms, All Power Propelled; Cement Supply Tender; Compressor, Common Receiver (2); Concrete Mixer (Two Bag and Over); Conveyor, Portable; Farm-Type Tractors Used for Mowing, Seeding, etc.; Forklift Trucks; Grouting Machine; Hoist Automatic; Hoists, All Elevators; Hoists, Tugger Single Drum; Jeep Diggers; Low Boys; Pipe Jacking Machines; Post-Hole Digger; Power Saw, Concrete Power Driven; Pug Mills; Rollers, other than Asphalt; Seed and Straw Blower; Steam Generators; Stump Machine; Winch Trucks with "A" Frame; Work Boats; Tamper-Form-Motor Driven.

Class 4. Air Compressor; Combination - Small Equipment Operator; Directional Boring Machine; Generators; Heaters, Mechanica Hydraulic Power Unit (Pile Driving, Extracting, or Drilling); Light Plants, All (1 through 5); Pumps, over 3" (1 to 3 not to exceed a total of 300 ft.); Pumps, Well Points; Vacuum Trucks (excluding hose work); Welding Machines (2 through 5); Winches, 4 Small Electric Drill Winches.

Class 5. SkidSteer Loader (all); Brick Forklifts; Oilers.

Class 6. Field Mechanics and Field Welders

Class 7. Dowell Machine with Air Compressor; Gradall and machines of like nature.

OPERATING ENGINEER - FLOATING

Class 1. Craft Foreman; Master Mechanic; Diver/Wet Tender; Engineer; Engineer (Hydraulic Dredge).

Class 2. Crane/Backhoe Operator; Boat Operator with towing endorsement; Mechanic/Welder; Assistant Engineer (Hydraulic Dredge); Leverman (Hydraulic Dredge); Diver Tender.

Class 3. Deck Equipment Operator, Machineryman, Maintenance of Crane (over 50 ton capacity) or Backhoe (115,000 lbs. or more); Tug/Launch Operator; Loader/Dozer and like equipment on Barge, Breakwater Wall, Slip/Dock, or Scow, Deck Machinery, etc.

Class 4. Deck Equipment Operator, Machineryman/Fireman (4 Equipment Units or More); Off Road Trucks; Deck Hand, Tug Engineer, Crane Maintenance (50 Ton Capacity and Under) or Backhoe Weighing (115,000 pounds or less); Assistant Tug Operator.

Class 5. Friction or Lattice Boom Cranes.

Class 6. ROV Pilot, ROV Tender

TERRAZZO FINISHER

The handling of sand, cement, marble chips, and all other materials that may be used by the Mosaic Terrazzo Mechanic, and the mixing, grinding, grouting, cleaning and sealing of all Marble, Mosaic, and Terrazzo work, floors, base, stairs, and wainscoting by hand or machine, and in addition, assisting and aiding Marble, Masonic, and Terrazzo Mechanics.

TRAFFIC SAFETY Worker I

Traffic Safety Worker I - work associated with the delivery, installation, pick-up and servicing of safety devices during periods of roadway construction, including such work as set-up and maintenance of barricades, barrier wall reflectors, drums, cones, delineators, signs, crash attenuators, glare screen and other such items, and the layout and application or removal of conflicting and/or temporary roadway markings utilized to control traffic in construction zones, as well as flagging for these operations.

TRAFFIC SAFETY WORKER II

Work associated with the installation and removal of permanent pavement markings and/or pavement markers including both installations performed by hand and installations performed by truck.

TRUCK DRIVER - BUILDING, HEAVY AND HIGHWAY CONSTRUCTION - EAST & WEST

Class 1. Two or three Axle Trucks. A-frame Truck when used for transportation purposes; Air Compressors and Welding Machines, including those pulled by cars, pick-up trucks and tractors; Ambulances; Batch Gate Lockers; Batch Hopperman; Car and Truck Washers; Carry-alls; Fork Lifts and Hoisters; Helpers; Mechanics Helpers and Greasers; Oil Distributors 2-man operation; Pavement Breakers; Pole Trailer, up to 40 feet; Power Mower Tractors; Self-propelled Chip Spreader; Skipman; Slurry Trucks, 2-man operation; Slurry Truck Conveyor Operation, 2 or 3 man; Teamsters; Unskilled Dumpman; and Truck Drivers hauling warning lights, barricades, and portable toilets on the job site.

Class 2. Four axle trucks; Dump Crets and Adgetors under 7 yards; Dumpsters, Track Trucks, Euclids, Hug Bottom Dump Turnapulls or Turnatrailers when pulling other than self-loading equipment or similar equipment under 16 cubic yards; Mixer Trucks under 7 yards; Ready-mix Plant Hopper Operator, and Winch Trucks, 2 Axles.

Class 3. Five axle trucks; Dump Crets and Adgetors 7 yards and over; Dumpsters, Track Trucks, Euclids, Hug Bottom Dump Turnatrailers or turnapulls when pulling other than self-loading equipment or similar equipment over 16 cubic yards; Explosives and/or Fission Material Trucks; Mixer Trucks 7 yards or over; Mobile Cranes while in transit; Oil Distributors, 1-man operation; Pole Trailer, over 40 feet; Pole and Expandable Trailers hauling material over 50 feet long; Slurry trucks, 1-man operation; Winch trucks, 3 axles or more; Mechanic--Truck Welder and Truck Painter.

Class 4. Six axle trucks; Dual-purpose vehicles, such as mounted crane trucks with hoist and accessories; Foreman; Master Mechanic; Self-loading equipment like P.B. and trucks with scoops on the front.

Other Classifications of Work:

For definitions of classifications not otherwise set out, the Department generally has on file such definitions which are available If a task to be performed is not subject to one of the classifications of pay set out, the Department will upon being contacted state which neighboring county has such a classification and provide such rate, such rate being deemed to exist by reference in this document. If no neighboring county rate applies to the task, the Department shall undertake a special determination, such special determination being then deemed to have existed under this determination. If a project requires these, or any classification not listed, please contact IDOL at 217-782-1710 for wage rates or clarifications.

LANDSCAPING

Landscaping work falls under the existing classifications for laborer, operating engineer and truck driver. The work performed b landscape plantsman and landscape laborer is covered by the existing classification of laborer. The work performed by landscape operators (regardless of equipment used or its size) is covered by the classifications of operating engineer. The worl performed by landscape truck drivers (regardless of size of truck driven) is covered by the classifications of truck driver.

MATERIAL TESTER & MATERIAL TESTER/INSPECTOR I AND II

Notwithstanding the difference in the classification title, the classification entitled "Material Tester I" involves the same job dutie as the classification entitled "Material Tester/Inspector I". Likewise, the classification entitled "Material Tester II" involves the sam job duties as the classification entitled "Material Tester/Inspector II".

Attachment: _4798.056 Contract Specifications - Sidewalk Improvements FINAL (O-2023-13 : 2023 Sidewalk Improvements Award (MFT))

Lake County Prevailing Wage Rates posted on 10/3/2022

Trade Title	Rg	Type	C	Base	Foreman	Overtime M-F	Overtime Sa	Overtime Su	Overtime Hol	H/W	Pension	Vac	Trng	Othe Ins
ASBESTOS ABT-GEN	All	ALL		47.40	48.40	1.5	1.5	2.0	2.0	17.05	15.21	0.00	0.90	
ASBESTOS ABT-MEC	All	BLD		39.60	42.77	1.5	1.5	2.0	2.0	14.77	13.59	0.00	0.86	
BOILERMAKER	All	BLD		53.66	58.48	2.0	2.0	2.0	2.0	6.97	23.69	0.00	2.67	
BRICK MASON	All	BLD		49.81	54.79	1.5	1.5	2.0	2.0	12.10	21.56	0.00	1.10	
CARPENTER	All	ALL		52.01	54.01	1.5	1.5	2.0	2.0	11.79	24.76	1.50	0.80	
CEMENT MASON	All	ALL		48.00	50.00	2.0	1.5	2.0	2.0	11.65	28.36	0.00	0.55	
CERAMIC TILE FINISHER	All	BLD		44.18	44.18	1.5	1.5	2.0	2.0	12.25	14.77	0.00	1.00	
COMMUNICATION TECHNICIAN	All	BLD		40.20	43.00	1.5	1.5	2.0	2.0	13.67	17.82	2.26	0.90	
ELECTRIC PWR EQMT OP	All	ALL		47.56	64.89	1.5	1.5	2.0	2.0	7.00	13.32	0.00	1.19	1
ELECTRIC PWR GRNDMAN	All	ALL		36.53	64.89	1.5	1.5	2.0	2.0	7.00	10.23	0.00	0.92	1
ELECTRIC PWR LINEMAN	All	ALL		57.17	64.89	1.5	1.5	2.0	2.0	7.00	16.01	0.00	1.43	1
ELECTRIC PWR TRK DRV	All	ALL		37.86	64.89	1.5	1.5	2.0	2.0	7.00	10.61	0.00	0.95	1
ELECTRICIAN	All	BLD		43.02	47.27	1.5	1.5	2.0	2.0	15.12	25.79	6.55	0.71	
ELEVATOR CONSTRUCTOR	All	BLD		62.47	70.28	2.0	2.0	2.0	2.0	16.03	20.21	5.00	0.65	
FENCE ERECTOR	All	ALL		46.89	48.89	1.5	1.5	2.0	2.0	13.68	17.42	0.00	0.75	
GLAZIER	All	BLD		48.75	50.25	1.5	2.0	2.0	2.0	15.19	24.43	0.00	1.70	
HEAT/FROST INSULATOR	All	BLD		52.80	55.97	1.5	1.5	2.0	2.0	14.77	16.76	0.00	0.86	
IRON WORKER	All	ALL		55.81	57.81	2.0	2.0	2.0	2.0	16.05	25.31	0.00	0.49	
LABORER	All	ALL		47.40	48.15	1.5	1.5	2.0	2.0	17.05	15.21	0.00	0.90	
LATHER	All	ALL		52.01	54.01	1.5	1.5	2.0	2.0	11.79	24.76	1.50	0.80	
MACHINIST	All	BLD		53.18	57.18	1.5	1.5	2.0	2.0	9.93	8.95	1.85	1.47	
MARBLE FINISHER	All	ALL		38.00	51.41	1.5	1.5	2.0	2.0	12.10	19.60	0.00	0.60	
MARBLE MASON	All	BLD		48.96	53.86	1.5	1.5	2.0	2.0	12.10	21.03	0.00	0.78	
MATERIAL TESTER I	All	ALL		37.40		1.5	1.5	2.0	2.0	17.05	15.21	0.00	0.90	
MATERIALS TESTER II	All	ALL		42.40		1.5	1.5	2.0	2.0	17.05	15.21	0.00	0.90	
MILLWRIGHT	All	ALL		52.01	54.01	1.5	1.5	2.0	2.0	11.79	24.76	1.50	0.80	
OPERATING ENGINEER	All	BLD	1	55.10	59.10	2.0	2.0	2.0	2.0	22.15	19.30	2.00	2.55	
OPERATING ENGINEER	All	BLD	2	53.80	59.10	2.0	2.0	2.0	2.0	22.15	19.30	2.00	2.55	
OPERATING ENGINEER	All	BLD	3	51.25	59.10	2.0	2.0	2.0	2.0	22.15	19.30	2.00	2.55	
OPERATING ENGINEER	All	BLD	4	49.50	59.10	2.0	2.0	2.0	2.0	22.15	19.30	2.00	2.55	
OPERATING ENGINEER	All	BLD	5	58.85	59.10	2.0	2.0	2.0	2.0	22.15	19.30	2.00	2.55	

Attachment: _4798.056 Contract Specifications - Sidewalk Improvements FINAL (O-2023-13 : 2023 Sidewalk Improvements Award (MFT))

OPERATING ENGINEER	All	BLD	6	56.10	59.10	2.0	2.0	2.0	2.0	22.15	19.30	2.00	2.55
OPERATING ENGINEER	All	BLD	7	58.10	59.10	2.0	2.0	2.0	2.0	22.15	19.30	2.00	2.55
OPERATING ENGINEER	All	FLT	1	61.10	61.10	1.5	1.5	2.0	2.0	21.40	18.60	2.00	2.40
OPERATING ENGINEER	All	FLT	2	59.60	61.10	1.5	1.5	2.0	2.0	21.40	18.60	2.00	2.40
OPERATING ENGINEER	All	FLT	3	58.10	61.10	1.5	1.5	2.0	2.0	21.40	18.60	2.00	2.40
OPERATING ENGINEER	All	FLT	4	53.60	61.10	1.5	1.5	2.0	2.0	21.40	18.60	2.00	2.40
OPERATING ENGINEER	All	FLT	5	62.60	61.10	1.5	1.5	2.0	2.0	21.40	18.60	2.00	2.40
OPERATING ENGINEER	All	FLT	6	41.00	61.10	1.5	1.5	2.0	2.0	21.40	18.60	2.00	2.40
OPERATING ENGINEER	All	HWY	1	53.30	57.30	1.5	1.5	2.0	2.0	22.15	19.30	2.00	2.55
OPERATING ENGINEER	All	HWY	2	52.75	57.30	1.5	1.5	2.0	2.0	22.15	19.30	2.00	2.55
OPERATING ENGINEER	All	HWY	3	50.70	57.30	1.5	1.5	2.0	2.0	22.15	19.30	2.00	2.55
OPERATING ENGINEER	All	HWY	4	49.30	57.30	1.5	1.5	2.0	2.0	22.15	19.30	2.00	2.55
OPERATING ENGINEER	All	HWY	5	48.10	57.30	1.5	1.5	2.0	2.0	22.15	19.30	2.00	2.55
OPERATING ENGINEER	All	HWY	6	56.30	57.30	1.5	1.5	2.0	2.0	22.15	19.30	2.00	2.55
OPERATING ENGINEER	All	HWY	7	54.30	57.30	1.5	1.5	2.0	2.0	22.15	19.30	2.00	2.55
ORNAMENTAL IRON WORKER	All	ALL		53.32	55.82	2.0	2.0	2.0	2.0	14.23	25.00	0.00	1.75
PAINTER	All	ALL		50.30	56.59	1.5	1.5	1.5	2.0	14.26	14.99	0.00	1.72
PAINTER - SIGNS	All	BLD		41.55	46.67	1.5	1.5	2.0	2.0	3.04	3.90	0.00	0.00
PILEDRIVER	All	ALL		52.01	54.01	1.5	1.5	2.0	2.0	11.79	24.76	1.50	0.80
PIPEFITTER	All	BLD		53.00	56.00	1.5	1.5	2.0	2.0	11.85	22.85	0.00	2.92
PLASTERER	All	BLD		48.65	51.57	2.0	1.5	2.0	2.0	11.65	28.21	0.00	0.55
PLUMBER	All	BLD		54.80	58.10	1.5	1.5	2.0	2.0	16.70	17.04	0.00	1.58
ROOFER	All	BLD		47.80	51.80	1.5	1.5	2.0	2.0	11.58	14.71	0.00	0.96
SHEETMETAL WORKER	All	BLD		49.10	53.03	1.5	1.5	2.0	2.0	13.53	28.20	0.00	1.00
SIGN HANGER	All	BLD		34.72	37.50	1.5	1.5	2.0	2.0	6.85	4.50	0.00	0.00
SPRINKLER FITTER	All	BLD		53.25	56.00	1.5	1.5	2.0	2.0	14.20	18.60	0.00	0.75
STEEL ERECTOR	All	ALL		55.81	57.81	2.0	2.0	2.0	2.0	16.05	25.31	0.00	0.49
STONE MASON	All	BLD		49.81	54.79	1.5	1.5	2.0	2.0	12.10	21.56	0.00	1.10
TERRAZZO FINISHER	All	BLD		45.57	45.57	1.5	1.5	2.0	2.0	12.25	17.14	0.00	1.03
TERRAZZO MASON	All	BLD		49.41	52.91	1.5	1.5	2.0	2.0	12.25	18.60	0.00	1.07
TILE MASON	All	BLD		51.44	55.44	1.5	1.5	2.0	2.0	12.25	18.48	0.00	1.08
TRAFFIC SAFETY WORKER I	All	HWY		39.30	40.90	1.5	1.5	2.0	2.0	9.65	9.10	0.00	0.10
TRAFFIC SAFETY WORKER II	ALL	HWY		40.30	41.90	1.5	1.5	2.0	2.0	9.65	9.10	0.00	0.10
TRUCK DRIVER	All	ALL	1	42.09	42.64	1.5	1.5	2.0	2.0	11.80	11.75	0.00	0.15
TRUCK DRIVER	All	ALL	2	42.24	42.64	1.5	1.5	2.0	2.0	11.80	11.75	0.00	0.15
TRUCK DRIVER	All	ALL	3	42.44	42.64	1.5	1.5	2.0	2.0	11.80	11.75	0.00	0.15

TRUCK DRIVER	All	ALL	4	42.64	42.64	1.5	1.5	2.0	2.0	11.80	11.75	0.00	0.15
TUCKPOINTER	All	BLD		49.53	50.53	1.5	1.5	2.0	2.0	9.04	21.06	0.00	1.07

Legend
Rg Region
Type Trade Type - All,Highway,Building,Floating,Oil & Chip,Rivers
C Class
Base Base Wage Rate
OT M-F Unless otherwise noted, OT pay is required for any hour greater than 8 worked each day, Mon through Fri. The number listed is the multiple of the base wage.
OT Sa Overtime pay required for every hour worked on Saturdays
OT Su Overtime pay required for every hour worked on Sundays
OT Hol Overtime pay required for every hour worked on Holidays
H/W Health/Welfare benefit
Vac Vacation
Trng Training
Other Ins Employer hourly cost for any other type(s) of insurance provided for benefit of worker.

Explanations LAKE COUNTY

The following list is considered as those days for which holiday rates of wages for work performed apply: New Years Day, Memorial Day, Fourth of July, Labor Day, Thanksgiving Day, Christmas Day and Veterans Day in some classifications/counties. Generally, any of these holidays which fall on a Sunday is celebrated on the following Monday. This then makes work performe on that Monday payable at the appropriate overtime rate for holiday pay. Common practice in a given local may alter certain days of celebration. If in doubt, please check with IDOL.

EXPLANATION OF CLASSES

ASBESTOS - GENERAL - removal of asbestos material/mold and hazardous materials from any place in a building, including mechanical systems where those mechanical systems are to be removed. This includes the removal of asbestos materials/mold and hazardous materials from ductwork or pipes in a building when the building is to be demolished at the time or at some clo future date.

ASBESTOS - MECHANICAL - removal of asbestos material from mechanical systems, such as pipes, ducts, and boilers, where the mechanical systems are to remain.

CERAMIC TILE FINISHER

The grouting, cleaning, and polishing of all classes of tile, whether for interior or exterior purposes, all burned, glazed or unglaze products; all composition materials, granite tiles, warning detectable tiles, cement tiles, epoxy composite materials, pavers, glass mosaics, fiberglass, and all substitute materials, for tile made in tile-like units; all mixtures in tile like form of cement, metals, anc other materials that are for and intended for use as a finished floor surface, stair treads, promenade roofs, walks, walls, ceilings, swimming pools, and all other places where tile is to form a finished interior or exterior. The mixing of all setting mortars including but not limited to thin-set mortars, epoxies, wall mud, and any other sand and cement mixtures or adhesives when used in the preparation, installation, repair, or maintenance of tile and/or similar materials. The handling and unloading of all sand, cement, lime, tile, fixtures, equipment, adhesives, or any other materials to be used in the preparation, installation, repair, maintenance of tile and/or similar materials. Ceramic Tile Finishers shall fill all joints and voids regardless of method on all tile work, particularly and especially after installation of said tile work. Application of any and all protective coverings to all types of

Attachment: _4798.056 Contract Specifications - Sidewalk Improvements FINAL (O-2023-13 : 2023 Sidewalk Improvements Award (MFT))

tile installations including, but not be limited to, all soap compounds, paper products, tapes, and all polyethylene coverings, plywood, masonite, cardboard, and any new type of products that may be used to protect tile installations, Blastrac equipment, and all floor scarifying equipment used in preparing floors to receive tile. The clean up and removal of all waste and materials. All demolition of existing tile floors and walls to be re-tiled.

COMMUNICATION TECHNICIAN

Low voltage construction, installation, maintenance and removal of telecommunication facilities (voice, sound, data and video) including outside plant, telephone, security systems and data inside wire, interconnect, terminal equipment, central offices, PAB fiber optic cable and equipment, micro waves, V-SAT, bypass, CATV, WAN (wide area network), LAN (local area networks), and ISDN (integrated system digital network), pulling of wire in raceways, but not the installation of raceways.

MARBLE FINISHER

Loading and unloading trucks, distribution of all materials (all stone, sand, etc.), stocking of floors with material, performing all rigging for heavy work, the handling of all material that may be needed for the installation of such materials, building of scaffolding, polishing if needed, patching, waxing of material if damaged, pointing up, caulking, grouting and cleaning of marbl holding water on diamond or Carborundum blade or saw for setters cutting, use of tub saw or any other saw needed for preparation of material, drilling of holes for wires that anchor material set by setters, mixing up of molding plaster for installatio of material, mixing up thin set for the installation of material, mixing up of sand to cement for the installation of material and such other work as may be required in helping a Marble Setter in the handling of all material in the erection or installation of interior marble, slate, travertine, art marble, serpentine, alberene stone, blue stone, granite and other stones (meaning as to stor any foreign or domestic materials as are specified and used in building interiors and exteriors and customarily known as stone i the trade), carrara, sanionyx, vitrolite and similar opaque glass and the laying of all marble tile, terrazzo tile, slate tile and precas tile, steps, risers treads, base, or any other materials that may be used as substitutes for any of the aforementioned materials an which are used on interior and exterior which are installed in a similar manner.

MATERIAL TESTER I: Hand coring and drilling for testing of materials; field inspection of uncured concrete and asphalt.

MATERIAL TESTER II: Field inspection of welds, structural steel, fireproofing, masonry, soil, facade, reinforcing steel, formwork, cured concrete, and concrete and asphalt batch plants; adjusting proportions of bituminous mixtures.

OPERATING ENGINEER - BUILDING

Class 1. Asphalt Plant; Asphalt Spreader; Autograde; Backhoes with Caisson Attachment; Batch Plant; Benoto (requires Two Engineers); Boiler and Throttle Valve; Caisson Rigs; Central Redi-Mix Plant; Combination Back Hoe Front End-loader Machine; Compressor and Throttle Valve; Concrete Breaker (Truck Mounted); Concrete Conveyor; Concrete Conveyor (Truck Mounted); Concrete Paver Over 27E cu. ft; Concrete Paver 27E cu. ft. and Under: Concrete Placer; Concrete Placing Boom; Concrete Pump (Truck Mounted); Concrete Tower; Cranes, All; Cranes, Hammerhead; Cranes, (GCI and similar Type); Creter Crane; Spider Crane; Crusher, Stone, etc.; Derricks, All; Derricks, Traveling; Formless Curb and Gutter Machine; Grader, Elevating; Grouting Machines; Heavy Duty Self-Propelled Transporter or Prime Mover; Highlift Shovels or Front Endloader 2-1/4 yd. and over; Hoists, Elevators outside type rack and pinion and similar machines; Hoists, One, Two and Three Drum; Hoists, Two Tugger One Floor; Hydraulic Backhoes; Hydraulic Boom Trucks; Hydro Vac (and similar equipment); Locomotives, All; Motor Patrol; Lubrication Technician; Manipulators; Pile Drivers and Skid Rig; Post Hole Digger; Pre-Stress Machine; Pump Cretes Dual Ram; Pump Cretes: Squeeze Cretes-Screw Type Pumps; Gypsum Bulker and Pump; Raised and Blind Hole Drill; Roto Mill Grinder; Scoops - Tractor Drawn; Sli Form Paver; Straddle Buggies; Operation of Tie Back Machine; Tournapull; Tractor with Boom and Side Boom; Trenching Machines.

Class 2. Boilers; Broom, All Power Propelled; Bulldozers; Concrete Mixer (Two Bag and Over); Conveyor, Portable; Forklift Trucks; Highlift Shovels or Front Endloaders under 2-1/4 yd.; Hoists, Automatic; Hoists, Inside Elevators; Hoists, Sewer Dragging Machin

Attachment: _4798.056 Contract Specifications - Sidewalk Improvements FINAL (O-2023-13 : 2023 Sidewalk Improvements Award (MFT))

Hoists, Tugger Single Drum; Laser Screed; Rock Drill (Self-Propelled); Rock Drill (Truck Mounted); Rollers, All; Steam Generators; Tractors, All; Tractor Drawn Vibratory Roller; Winch Trucks with "A" Frame.

Class 3. Air Compressor; Combination Small Equipment Operator; Generators; Heaters, Mechanical; Hoists, Inside Elevators (remodeling or renovation work); Hydraulic Power Units (Pile Driving, Extracting, and Drilling); Pumps, over 3" (1 to 3 not to exceed a total of 300 ft.); Low Boys; Pumps, Well Points; Welding Machines (2 through 5); Winches, 4 Small Electric Drill Winches

Class 4. Bobcats and/or other Skid Steer Loaders; Oilers; and Brick Forklift.

Class 5. Assistant Craft Foreman.

Class 6. Gradall.

Class 7. Mechanics; Welders.

OPERATING ENGINEERS - HIGHWAY CONSTRUCTION

Class 1. Asphalt Plant; Asphalt Heater and Planer Combination; Asphalt Heater Scarfire; Asphalt Spreader; Autograder/GOMACC or other similar type machines: ABG Paver; Backhoes with Caisson Attachment; Ballast Regulator; Belt Loader; Caisson Rigs; Car Dumper; Central Redi-Mix Plant; Combination Backhoe Front Endloader Machine, (1 cu. yd. Backhoe Bucket or over or with attachments); Concrete Breaker (Truck Mounted); Concrete Conveyor; Concrete Paver over 27E cu. ft.; Concrete Placer; Concrete Tube Float; Cranes, all attachments; Cranes, Tower Cranes of all types: Creter Crane: Spider Crane; Crusher, Stone, etc.; Derricks, All; Derrick Boats; Derricks, Traveling; Dredges; Elevators, Outside type Rack & Pinion and Similar Machines; Formless Curb and Gutter Machine; Grader, Elevating; Grader, Motor Grader, Motor Patrol, Auto Patrol, Form Grader, Pull Grader, Subgrader; Guard Rail Post Driver Truck Mounted; Hoists, One, Two and Three Drum; Heavy Duty Self-Propelled Transporter or Prime Mover; Hydraulic Backhoes; Backhoes with shear attachments up to 40' of boom reach; Lubrication Technician; Manipulators; Mucking Machine; Pile Drivers and Skid Rig; Pre-Stress Machine; Pump Cretes Dual Ram; Rock Drill - Crawler or Skid Rig; Rock Drill - Truc Mounted; Rock/Track Tamper; Roto Mill Grinder; Slip-Form Paver; Snow Melters; Soil Test Drill Rig (Truck Mounted); Straddle Buggies; Hydraulic Telescoping Form (Tunnel); Operation of Tieback Machine; Tractor Drawn Belt Loader; Tractor Drawn Belt Loader (with attached pusher - two engineers); Tractor with Boom; Tractaire with Attachments; Traffic Barrier Transfer Machine; Trenching; Truck Mounted Concrete Pump with Boom; Raised or Blind Hole Drills (Tunnel Shaft); Underground Boring and/or Mining Machines 5 ft. in diameter and over tunnel, etc; Underground Boring and/or Mining Machines under 5 ft. in diameter; Wheel Excavator; Widener (APSCO).

Class 2. Batch Plant; Bituminous Mixer; Boiler and Throttle Valve; Bulldozers; Car Loader Trailing Conveyors; Combination Backho Front Endloader Machine (Less than 1 cu. yd. Backhoe Bucket or over or with attachments); Compressor and Throttle Valve; Compressor, Common Receiver (3); Concrete Breaker or Hydro Hammer; Concrete Grinding Machine; Concrete Mixer or Paver 7 Series to and including 27 cu. ft.; Concrete Spreader; Concrete Curing Machine, Burlap Machine, Belting Machine and Sealing Machine; Concrete Wheel Saw; Conveyor Muck Cars (Haglund or Similar Type); Drills, All; Finishing Machine - Concrete; Highlift Shovels or Front Endloader; Hoist - Sewer Dragging Machine; Hydraulic Boom Trucks (All Attachments); Hydro-Blaster; Hydro Excavating (excluding hose work); Laser Screed; All Locomotives, Dinky; Off-Road Hauling Units (including articulating) Non Self Loading Ejection Dump; Pump Cretes: Squeeze Cretes - Screw Type Pumps, Gypsum Bulker and Pump; Roller, Asphalt; Rotary Snow Plows; Rototiller, Seaman, etc., self-propelled; Self-Propelled Compactor; Spreader - Chip - Stone, etc.; Scraper - Single/Tw Engine/Push and Pull; Scraper - Prime Mover in Tandem (Regardless of Size); Tractors pulling attachments, Sheeps Foot, Disc, Compactor, etc.; Tug Boats.

Class 3. Boilers; Brooms, All Power Propelled; Cement Supply Tender; Compressor, Common Receiver (2); Concrete Mixer (Two Bag and Over); Conveyor, Portable; Farm-Type Tractors Used for Mowing, Seeding, etc.; Forklift Trucks; Grouting Machine; Hoist Automatic; Hoists, All Elevators; Hoists, Tugger Single Drum; Jeep Diggers; Low Boys; Pipe Jacking Machines; Post-Hole Digger; Power Saw, Concrete Power Driven; Pug Mills; Rollers, other than Asphalt; Seed and Straw Blower; Steam Generators; Stump

Machine; Winch Trucks with "A" Frame; Work Boats; Tamper-Form-Motor Driven.

Class 4. Air Compressor; Combination - Small Equipment Operator; Directional Boring Machine; Generators; Heaters, Mechanica Hydraulic Power Unit (Pile Driving, Extracting, or Drilling); Light Plants, All (1 through 5); Pumps, over 3" (1 to 3 not to exceed a total of 300 ft.); Pumps, Well Points; Vacuum Trucks (excluding hose work); Welding Machines (2 through 5); Winches, 4 Small Electric Drill Winches.

Class 5. SkidSteer Loader (all); Brick Forklifts; Oilers.

Class 6. Field Mechanics and Field Welders

Class 7. Dowell Machine with Air Compressor; Gradall and machines of like nature.

OPERATING ENGINEER - FLOATING

Class 1. Craft Foreman; Master Mechanic; Diver/Wet Tender; Engineer; Engineer (Hydraulic Dredge).

Class 2. Crane/Backhoe Operator; Boat Operator with towing endorsement; Mechanic/Welder; Assistant Engineer (Hydraulic Dredge); Leverman (Hydraulic Dredge); Diver Tender.

Class 3. Deck Equipment Operator, Machineryman, Maintenance of Crane (over 50 ton capacity) or Backhoe (115,000 lbs. or more); Tug/Launch Operator; Loader/Dozer and like equipment on Barge, Breakwater Wall, Slip/Dock, or Scow, Deck Machinery, etc.

Class 4. Deck Equipment Operator, Machineryman/Fireman (4 Equipment Units or More); Off Road Trucks; Deck Hand, Tug Engineer, Crane Maintenance (50 Ton Capacity and Under) or Backhoe Weighing (115,000 pounds or less); Assistant Tug Operator.

Class 5. Friction or Lattice Boom Cranes.

Class 6. ROV Pilot, ROV Tender

TRAFFIC SAFETY Worker I

Traffic Safety Worker I - work associated with the delivery, installation, pick-up and servicing of safety devices during periods of roadway construction, including such work as set-up and maintenance of barricades, barrier wall reflectors, drums, cones, delineators, signs, crash attenuators, glare screen and other such items, and the layout and application or removal of conflicting and/or temporary roadway markings utilized to control traffic in construction zones, as well as flagging for these operations.

TRAFFIC SAFETY WORKER II

Work associated with the installation and removal of permanent pavement markings and/or pavement markers including both installations performed by hand and installations performed by truck.

TRUCK DRIVER - BUILDING, HEAVY AND HIGHWAY CONSTRUCTION

Class 1. Two or three Axle Trucks. A-frame Truck when used for transportation purposes; Air Compressors and Welding Machines, including those pulled by cars, pick-up trucks and tractors; Ambulances; Batch Gate Lockers; Batch Hopperman; Car and Truck Washers; Carry-alls; Fork Lifts and Hoisters; Helpers; Mechanics Helpers and Greasers; Oil Distributors 2-man operation; Pavement Breakers; Pole Trailer, up to 40 feet; Power Mower Tractors; Self-propelled Chip Spreader; Skipman; Slurry Trucks, 2-man operation; Slurry Truck Conveyor Operation, 2 or 3 man; Teamsters; Unskilled Dumpman; and Truck Drivers hauling warning lights, barricades, and portable toilets on the job site.

Class 2. Four axle trucks; Dump Crets and Adgetors under 7 yards; Dumpsters, Track Trucks, Euclids, Hug Bottom Dump Turnapulls or Turnatrailers when pulling other than self-loading equipment or similar equipment under 16 cubic yards; Mixer Trucks under 7 yards; Ready-mix Plant Hopper Operator, and Winch Trucks, 2 Axles.

Class 3. Five axle trucks; Dump Crets and Adgetors 7 yards and over; Dumpsters, Track Trucks, Euclids, Hug Bottom Dump Turnatrailers or turnapulls when pulling other than self-loading equipment or similar equipment over 16 cubic yards; Explosives and/or Fission Material Trucks; Mixer Trucks 7 yards or over; Mobile Cranes while in transit; Oil Distributors, 1-man operation; Pole Trailer, over 40 feet; Pole and Expandable Trailers hauling material over 50 feet long; Slurry trucks, 1-man operation; Winch trucks, 3 axles or more; Mechanic--Truck Welder and Truck Painter.

Class 4. Six axle trucks; Dual-purpose vehicles, such as mounted crane trucks with hoist and accessories; Foreman; Master Mechanic; Self-loading equipment like P.B. and trucks with scoops on the front.

TERRAZZO FINISHER

The handling of sand, cement, marble chips, and all other materials that may be used by the Mosaic Terrazzo Mechanic, and the mixing, grinding, grouting, cleaning and sealing of all Marble, Mosaic, and Terrazzo work, floors, base, stairs, and wainscoting by hand or machine, and in addition, assisting and aiding Marble, Masonic, and Terrazzo Mechanics.

Other Classifications of Work:

For definitions of classifications not otherwise set out, the Department generally has on file such definitions which are available. a task to be performed is not subject to one of the classifications of pay set out, the Department will upon being contacted stat which neighboring county has such a classification and provide such rate, such rate being deemed to exist by reference in this document. If no neighboring county rate applies to the task, the Department shall undertake a special determination, such special determination being then deemed to have existed under this determination. If a project requires these, or any classification not listed, please contact IDOL at 217-782-1710 for wage rates or clarifications.

LANDSCAPING

Landscaping work falls under the existing classifications for laborer, operating engineer and truck driver. The work performed b landscape plantsman and landscape laborer is covered by the existing classification of laborer. The work performed by landscape operators (regardless of equipment used or its size) is covered by the classifications of operating engineer. The worl performed by landscape truck drivers (regardless of size of truck driven) is covered by the classifications of truck driver.

MATERIAL TESTER & MATERIAL TESTER/INSPECTOR I AND II

Notwithstanding the difference in the classification title, the classification entitled "Material Tester I" involves the same job dutie as the classification entitled "Material Tester/Inspector I". Likewise, the classification entitled "Material Tester II" involves the sam job duties as the classification entitled "Material Tester/Inspector II".

Attachment: _4798.056 Contract Specifications - Sidewalk Improvements FINAL (O-2023-13 : 2023 Sidewalk Improvements Award (MFT))

NOTES:

1. IF NO EXISTING EXPANSION JOINT EXISTS WITHIN 50 FT IN EITHER DIRECTION OF THE SPOT REPAIR, A ½ IN. PREFORMED EXPANSION JOINT SHALL BE INSTALLED, OR AT THE DIRECTION OF THE ENGINEER.
2. CONTROL JOINTS SHALL EXTEND TO ¼ THE DEPTH OF THE SIDEWALK, AND SHALL BE ⅛ IN. TO ¼ IN. IN WIDTH. THE EDGE OF THE CONTROL JOINTS SHALL BE GIVEN A ¼ IN. RADIUS.
3. IF APPLICABLE, #4 EPOXY COATED DOWEL BARS SHALL BE INSTALLED AT 24 IN. ON CENTER AT SIDEWALK ACCESSIBILITY RAMPS BETWEEN THE KEYSTONE AND THE CURB.
4. SIDEWALK WIDTH SHALL MATCH THE EXISTING WIDTH OR AS SHOWN ON THE PLANS.
5. SIDEWALK JOINTS SHALL MATCH CURB CONTROL AND CONSTRUCTION JOINTS, IF APPLICABLE.

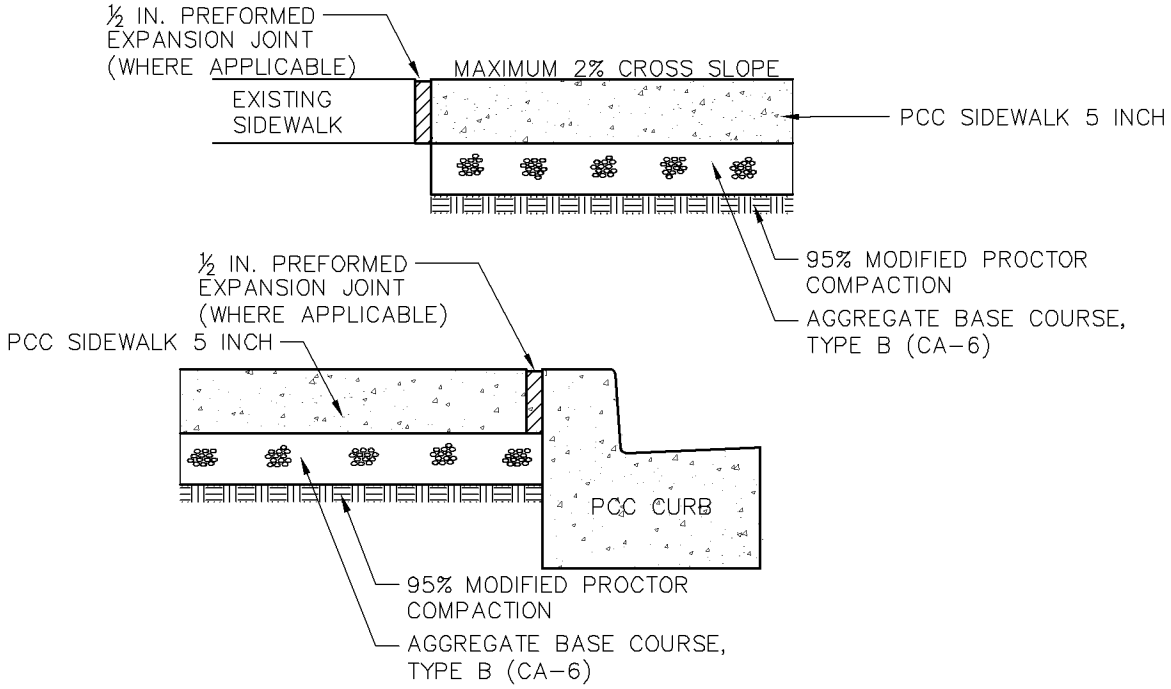

DETAIL SHEET 1 OF 2

GEWALT HAMILTON ASSOCIATES, INC.
625 Forest Edge Drive ▪ Vernon Hills, IL 60061
TEL 847.478.9700 ▪ FAX 847.478.9701

DETAIL SHEET

PCC SIDEWALK DETAIL
2023 SIDEWALK IMPROVEMENTS PROJECT
VILLAGE OF BUFFALO GROVE, ILLINOIS

FILE:	
DRAWN BY: LJD	GHA PROJECT #
DATE: 12/9/2022	4798.056
CHECKED BY: LJD	

Attachment: _4798.056 Contract Specifications - Sidewalk Improvements FINAL (O-2023-13 : 2023 Sidewalk Improvements Award (MFT))

NOTES:

1. SET ½ IN. PREFORMED EXPANSION JOINT FILLER WHERE THE DRIVEWAY PAVEMENT ABUTS EXISTING SIDEWALK AND CURB. NO EXPANSION JOINT SHALL BE REQUIRED ALONG THE EDGE OF EXISTING DRIVEWAY PAVEMENT.

2. CONTROL JOINTS SHALL EXTEND TO ¼ THE DEPTH OF THE SIDEWALK, AND SHALL BE ⅛ IN. TO ¼ IN. IN WIDTH. THE EDGE OF THE CONTROL JOINTS SHALL BE GIVEN A ¼ IN. RADIUS.

3. #4 EPOXY COATED DOWEL BARS SHALL BE INSTALLED AT 24 IN. ON CENTER WHERE THE DRIVEWAY PAVEMENT ABUTS EXISTING SIDEWALK AND CURB. NO DOWEL BARS SHALL BE REQUIRED ALONG THE EXISTING DRIVEWAY PAVEMENT.

4. DRIVEWAY PAVEMENT SHALL MATCH THE EXISTING WIDTH.

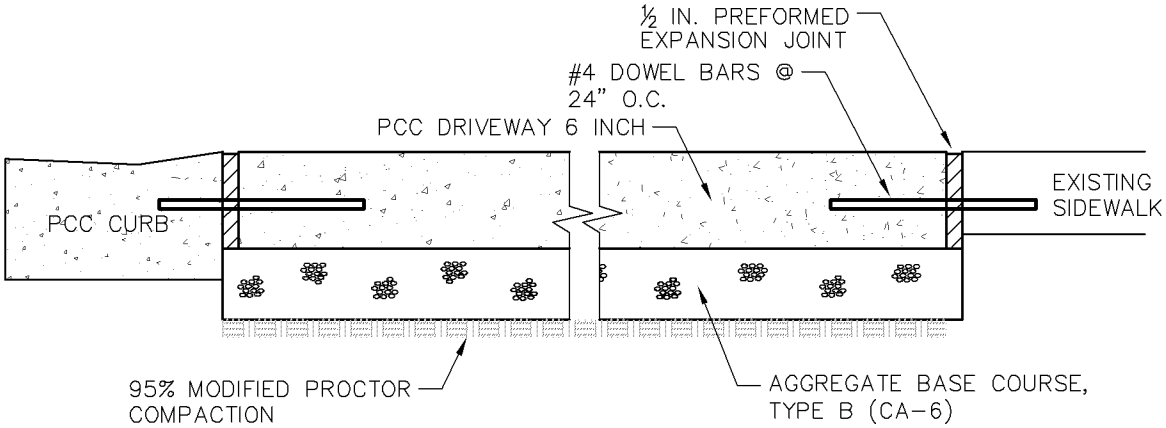

DETAIL SHEET 2 OF 2

GEWALT HAMILTON ASSOCIATES, INC.
625 Forest Edge Drive ▪ Vernon Hills, IL. 60061
TEL 847.478.9700 ▪ FAX 847.478.9701

DETAIL SHEET

PCC DRIVEWAY PAVEMENT DETAIL
2023 SIDEWALK IMPROVEMENTS PROJECT
VILLAGE OF BUFFALO GROVE, ILLINOIS

FILE:	
DRAWN BY: LJD	GHA PROJECT #
DATE: 12/9/2022	4798.056
CHECKED BY: LJD	

Attachment: _4798.056 Contract Specifications - Sidewalk Improvements FINAL (O-2023-13 : 2023 Sidewalk Improvements Award (MFT))

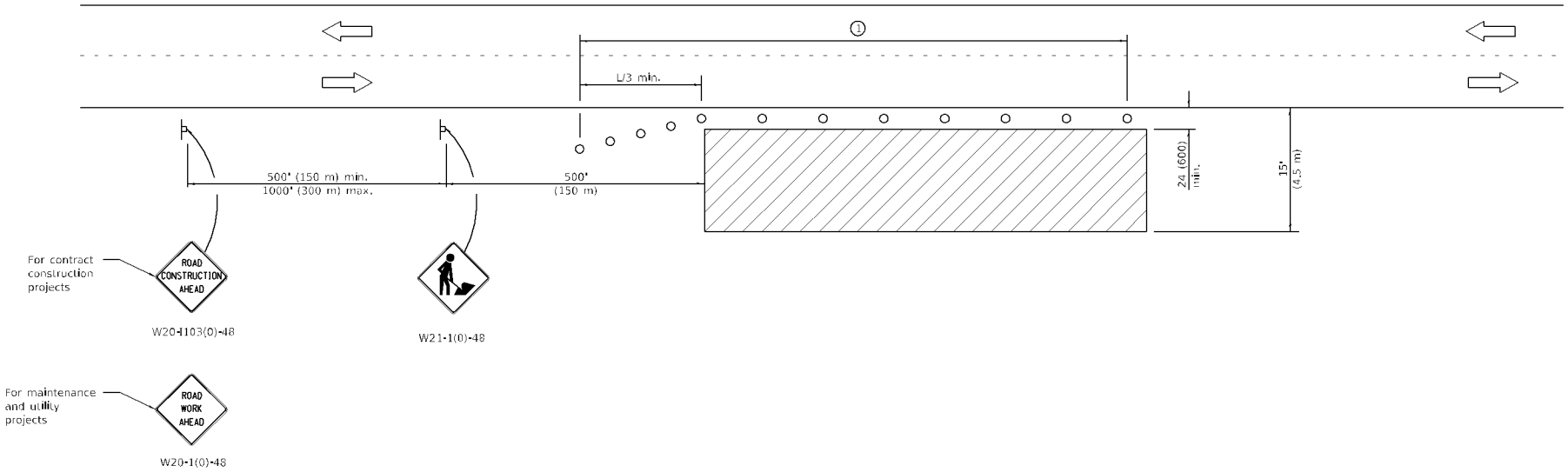

TYPICAL APPLICATIONS

Utility operations
Culvert extensions
Side slope changes
Guardrail installation and maintenance
Delineator installation
Landscaping operations
Shoulder repair
Sign installation and maintenance

SYMBOLS

Work area

Sign

Cone, drum or barricade

(1) When the work operation exceeds one hour, cones, drums or barricades shall be placed at 25' (8 m) centers for L/3 distance, and at 50' (15 m) centers through the remainder of the work area.

GENERAL NOTES

This Standard is used where any vehicles, equipment, workers or their activities will encroach in the area 15' (4.5 m) to 24 (600) from the edge of pavement.

Calculate L as follows:

SPEED LIMIT	FORMULAS English	FORMULAS (Metric)
40 mph (70 km/h) or less:	$L=\frac{WS^2}{60}$	$L=\frac{WS^2}{150}$
45 mph (80 km/h) or greater:	L=(W)(S)	L=0.65(W)(S)

W = Width of offset in feet (meters).

S = Normal posted speed mph (km/h).

All dimensions are in inches (millimeters) unless otherwise shown.

Illinois Department of Transportation

PASSED January 1, 2014
ENGINEER OF SAFETY ENGINEERING

APPROVED January 1, 2014
ENGINEER OF DESIGN AND ENVIRONMENT

ISSUED 1-1-97

DATE	REVISIONS
1-1-14	Revised workers sign
	number to agree with
	current MUTCD.
1-1-13	Omitted text "WORKERS"
	sign.

OFF-RD OPERATIONS, 2L, 2W, 15' (4.5 m) TO 24" (600 mm) FROM PAVEMENT EDGE

STANDARD 701006-05

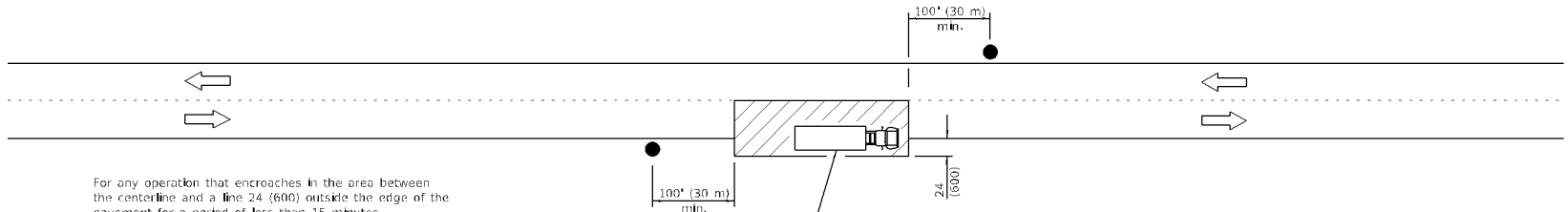

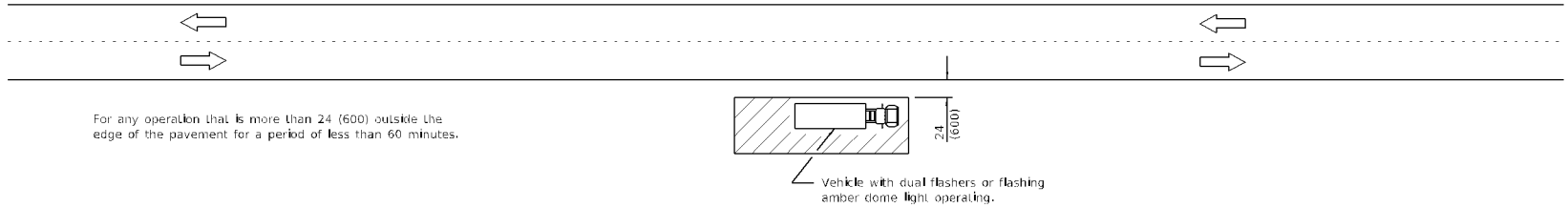

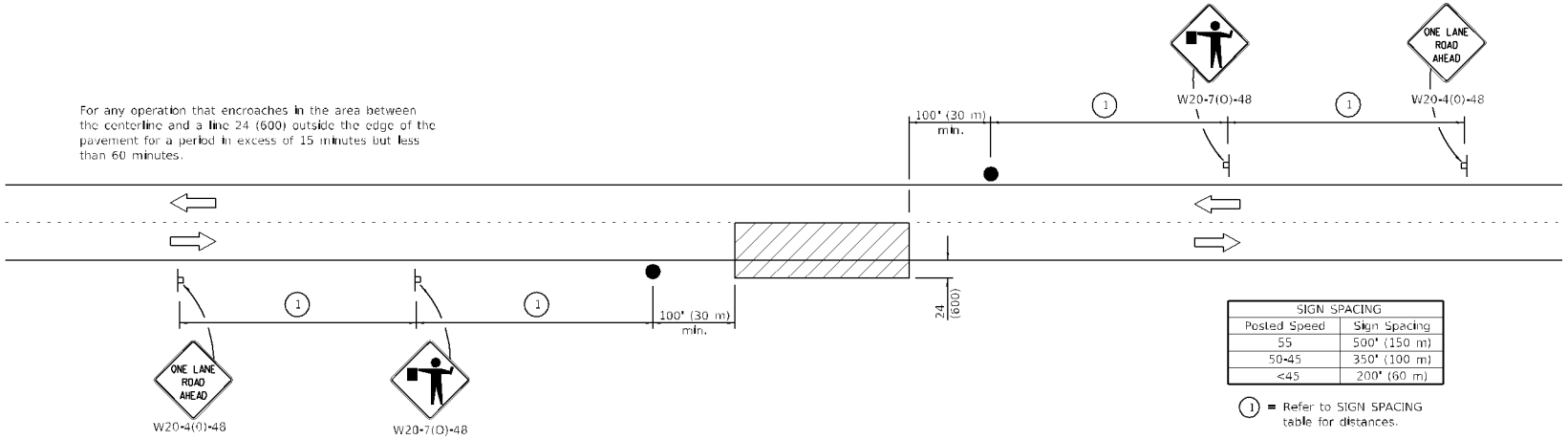

SIGN SPACING	
Posted Speed	Sign Spacing
55	500' (150 m)
50-45	350' (100 m)
<45	200' (60 m)

(1) = Refer to SIGN SPACING table for distances.

All dimensions are in inches (millimeters) unless otherwise shown.

TYPICAL APPLICATIONS

Marking patches
Field survey
String line
Utility operations
Cleaning up debris on pavement

SYMBOLS

Work area
Sign on portable or permanent support
Flagger with traffic control sign

Illinois Department of Transportation

PASSED January 1, 2011
ENGINEER OF SAFETY ENGINEERING

APPROVED January 1, 2011
ENGINEER OF DESIGN AND ENVIRONMENT

BSCD(R) 1-11-97

DATE	REVISIONS
1-1-11	Revised flagger sign.
1-1-09	Switched units to
	English (metric).

LANE CLOSURE, 2L, 2W, SHORT TIME OPERATIONS

STANDARD 701301-04

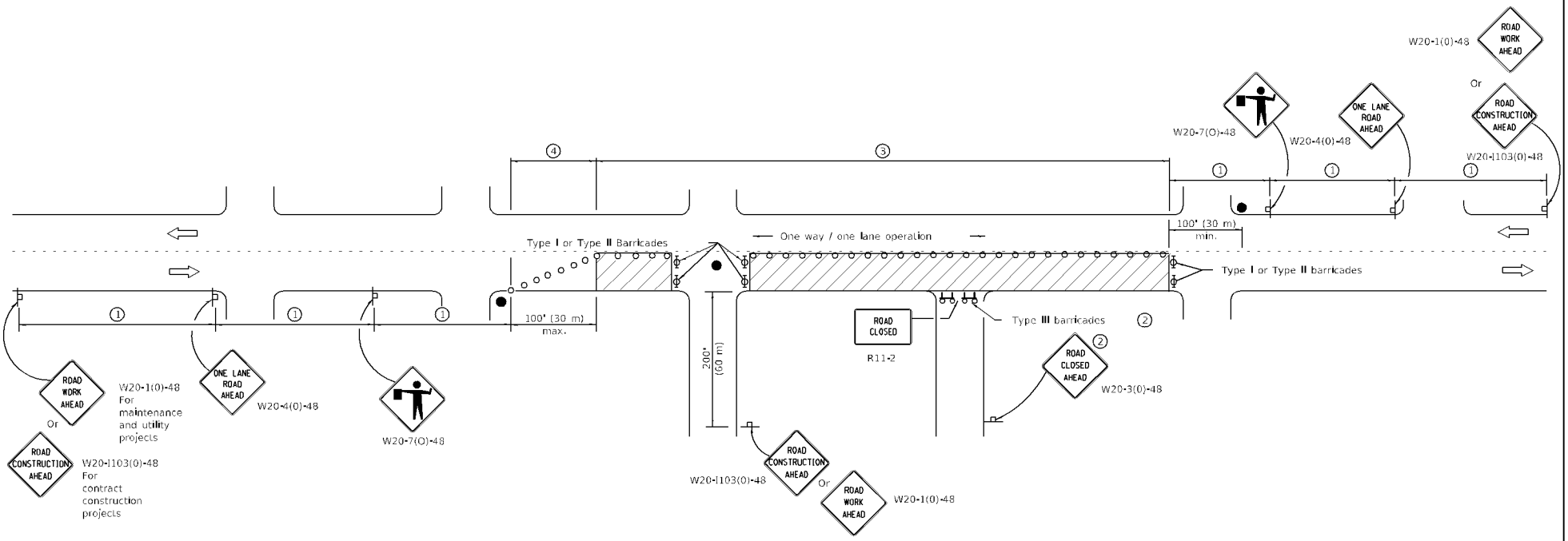

SIGN SPACING	
Posted Speed	Sign Spacing
55	500' (150 m)
50-45	350' (100 m)
<45	200' (60 m)

SYMBOLS

- Work area
- Cone, drum or barricade (not required for moving operations)
- Sign on portable or permanent support
- Flagger with traffic control sign
- Barricade or drum with flashing light
- Type III barricade with flashing lights

1. Refer to SIGN SPACING TABLE for distances.
2. For approved sideroad closures.
3. Cones at 25' (8 m) centers for 250' (75 m). Additional cones may be placed at 50' (15 m) centers. When drums or Type I or Type II barricades are used, the interval between devices may be doubled.
4. Cones, drums or barricades at 20' (6 m) centers.

GENERAL NOTES

This Standard is used where at any time, day or night, any vehicle, equipment, workers or their activities encroach on the pavement requiring the closure of one traffic lane in an urban area.

All dimensions are in inches (millimeters) unless otherwise shown.

Illinois Department of Transportation

PASSED January 1, 2011
ENGINEER OF SAFETY ENGINEERING

APPROVED January 1, 2011
ENGINEER OF DESIGN AND ENVIRONMENT

ISSUED 1-1-97

DATE	REVISIONS
1-1-11	Revised flagger sign.
1-1-09	Switched units to
	English (metric).
	Corrected sign No.'s.

URBAN LANE CLOSURE, 2L, 2W, UNDIVIDED

STANDARD 701501-06

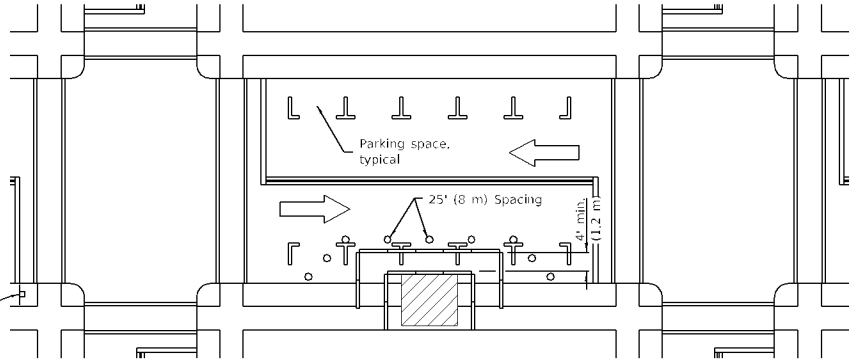

① Omit whenever duplicated by road work traffic control.

① ROAD CONSTRUCTION AHEAD — W20-I103(0)-48 for contract construction projects

Or

① ROAD WORK AHEAD — W20-1(0)-48 for maintenance and utility projects

SIDEWALK DIVERSION

SYMBOLS

- Work area
- Sign on portable or permanent support
- Barricade or drum
- Cone, drum or barricade
- Type III barricade
- Detectable pedestrian channelizing barricade

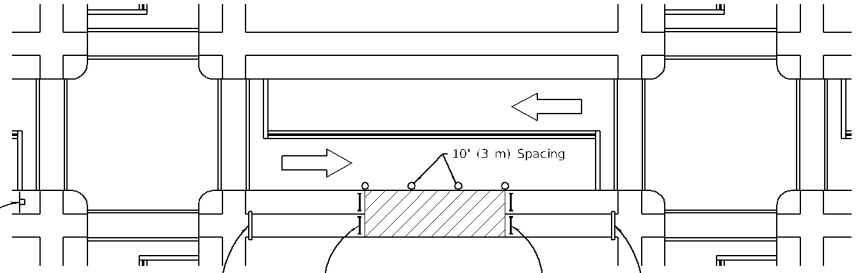

① ROAD CONSTRUCTION AHEAD — W20-I103(0)-48 for contract construction projects

Or

① ROAD WORK AHEAD — W20-1(0)-48 for maintenance and utility projects

SIDEWALK CLOSURE

GENERAL NOTES

This Standard is used where, at any time, pedestrian traffic must be rerouted due to work being performed.

This Standard must be used in conjunction with other Traffic Control & Protection Standards when roadway traffic is affected.

Temporary facilities shall be detectable and accessible.

The temporary pedestrian facilities shall be provided on the same side of the closed facilities whenever possible.

The SIDEWALK CLOSED / USE OTHER SIDE sign shall be placed at the nearest crosswalk or intersection to each end of the closure. Where the closure occurs at a corner, the signs shall be erected on the corners across the street from the closure. The SIDEWALK CLOSED signs shall be used at the ends of the actual closures.

Type III barricades and R11-2-4830 signs shall be positioned as shown in "ROAD CLOSED TO ALL TRAFFIC" detail on Standard 701901.

All dimensions are in inches (millimeters) unless otherwise shown.

Illinois Department of Transportation

PASSED April 1, 2016
ENGINEER OF SAFETY ENGINEERING

APPROVED April 1, 2016
ENGINEER OF DESIGN AND ENVIRONMENT

ISSUED 1-1-97

DATE	REVISIONS
4-1-16	Omitted orange safety fence
	from standard as this is
	covered in the std. spec.
1-1-12	Added SIDEWALK DIVERSION.
	Modified appearance of
	plan views. Renamed Std.

SIDEWALK, CORNER OR CROSSWALK CLOSURE

(Sheet 1 of 2)

STANDARD 701801-06

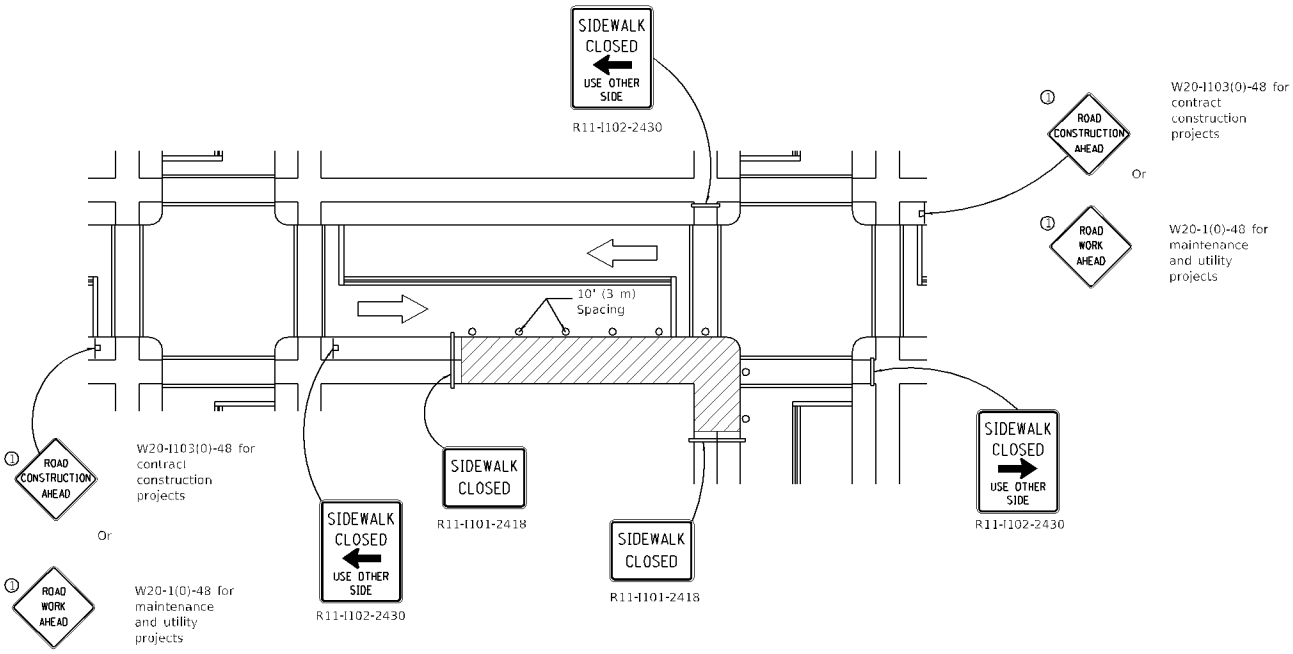

CORNER CLOSURE

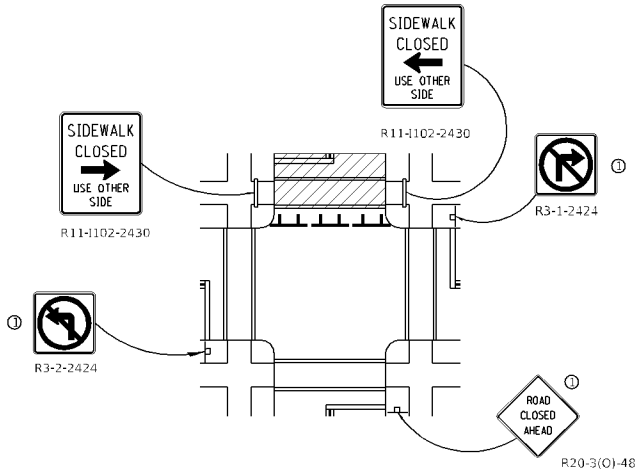

CROSSWALK CLOSURE

Illinois Department of Transportation

PASSED April 1, 2016
ENGINEER OF SAFETY ENGINEERING

APPROVED April 1, 2016
ENGINEER OF DESIGN AND ENVIRONMENT

STANDARD 701801-06

SIDEWALK, CORNER OR CROSSWALK CLOSURE

(Sheet 2 of 2)

STANDARD 701801-06

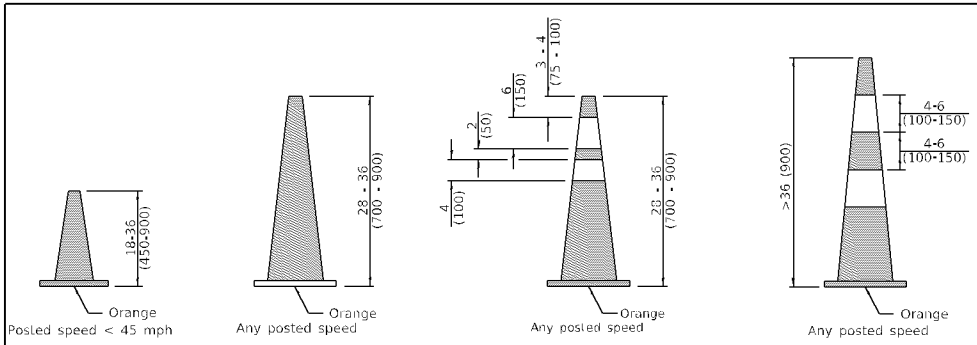

DAYTIME USE

CONES

DAY OR NIGHTTIME USE

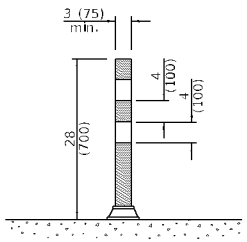

TUBULAR MARKER

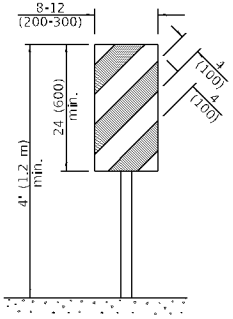

VERTICAL PANEL
POST MOUNTED

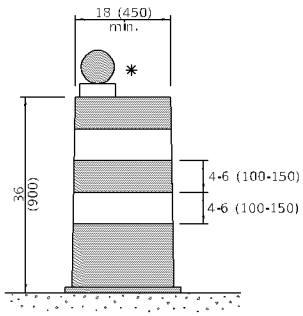

DRUM

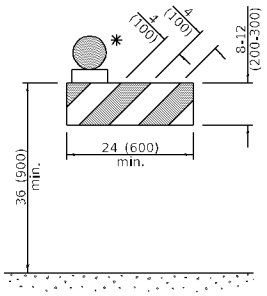

TYPE I BARRICADE

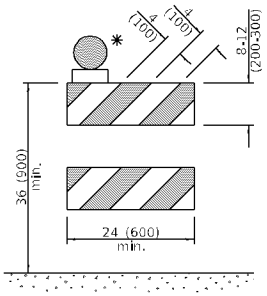

TYPE II BARRICADE

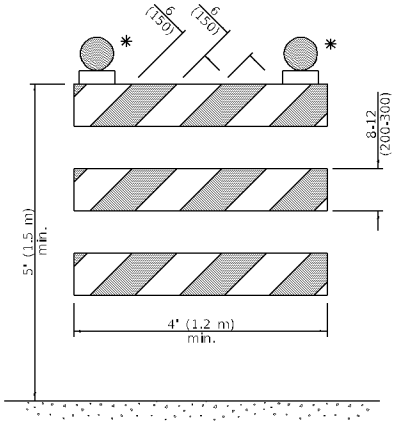

TYPE III BARRICADE

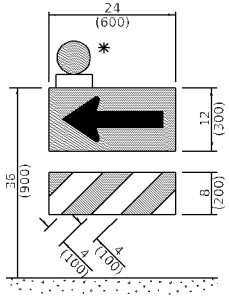

DIRECTION INDICATOR BARRICADE

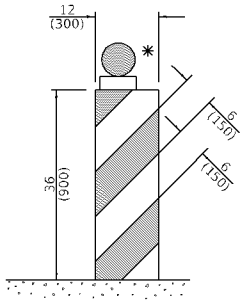

VERTICAL BARRICADE

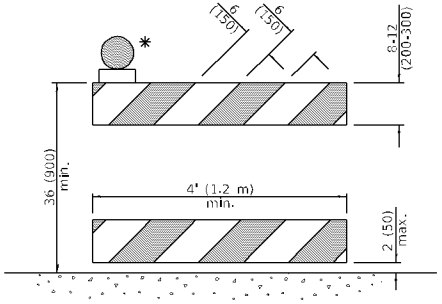

DETECTABLE PEDESTRIAN CHANNELIZING BARRICADE

✱ Warning lights (if required)

GENERAL NOTES

All heights shown shall be measured above the pavement surface.

All dimensions are in inches (millimeters) unless otherwise shown.

DATE	REVISIONS
1-1-19	Revised cone usage and
	added cones >36" (900 m) height.
1-1-18	Revised END WORK ZONE
	SPEED LIMIT sign from
	orange to white background.

TRAFFIC CONTROL DEVICES

(Sheet 1 of 3)

STANDARD 701901-08

Illinois Department of Transportation

APPROVED January 1, 2019
ENGINEER OF SAFETY PROG. AND ENGINEERING

APPROVED January 1, 2019
ENGINEER OF DESIGN AND ENVIRONMENT

BBS CAMSSI 1-1-13

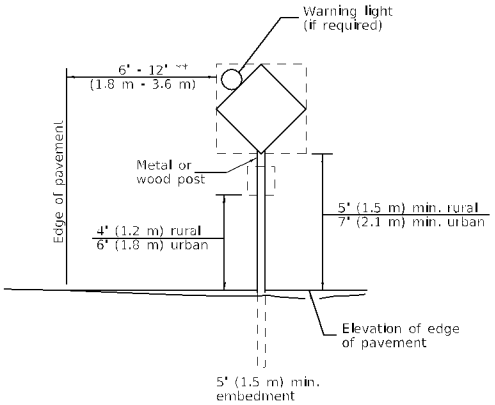

POST MOUNTED SIGNS

** When curb or paved shoulder are present this dimension shall be 24 (600) to the face of curb or 6' (1.8 m) to the outside edge of the paved shoulder.

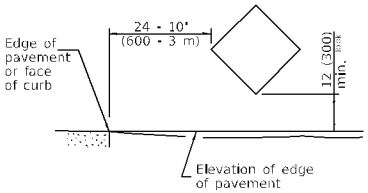

SIGNS ON TEMPORARY SUPPORTS

*** When work operations exceed four days, this dimension shall be 5' (1.5 m) min. If located behind other devices, the height shall be sufficient to be seen completely above the devices.

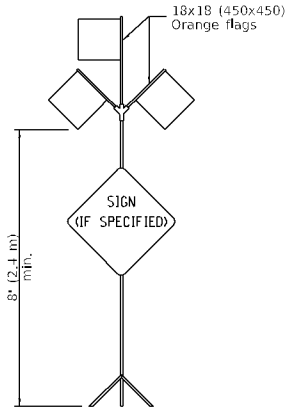

HIGH LEVEL WARNING DEVICE

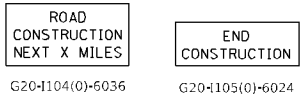

G20-I104(0)-6036 G20-I105(0)-6024

This signing is required for all projects 2 miles (3200 m) or more in length.

ROAD CONSTRUCTION NEXT X MILES sign shall be placed 500' (150 m) in advance of project limits.

END CONSTRUCTION sign shall be erected at the end of the job unless another job is within 2 miles (3200 m).

Dual sign displays shall be utilized on multi-lane highways.

WORK LIMIT SIGNING

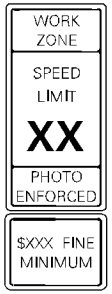

W21-I15(0)-3618

R2-1-3648

R10-I108p-3618 ****

R2-I106p-3618

Sign assembly as shown on Standards or as allowed by District Operations.

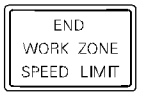

G20-I103-6036

This sign shall be used when the above sign assembly is used.

HIGHWAY CONSTRUCTION SPEED ZONE SIGNS

**** R10-I108p shall only be used along roadways under the juristiction of the State.

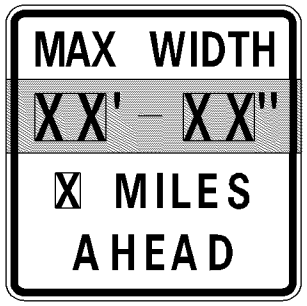

W12-I103-4848

WIDTH RESTRICTION SIGN

XX'-XX" width and X miles are variable.

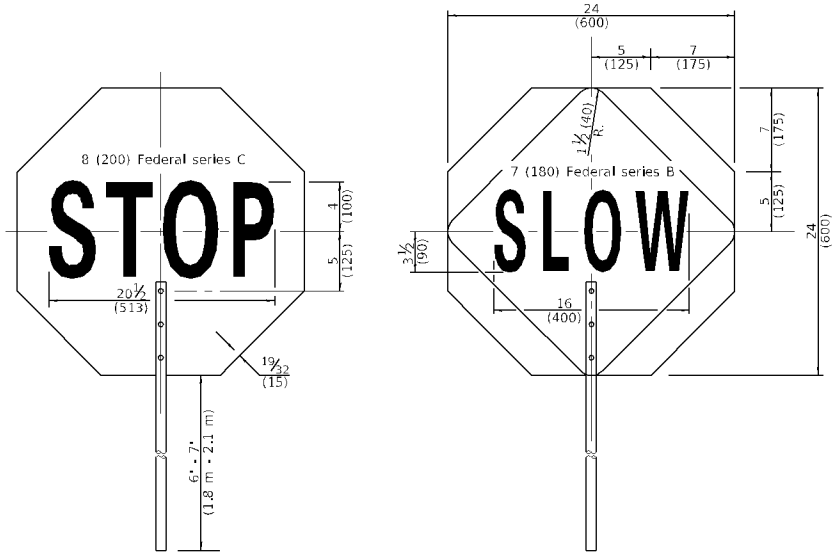

FRONT SIDE REVERSE SIDE

FLAGGER TRAFFIC CONTROL SIGN

Illinois Department of Transportation

APPROVED January 1, 2019
ENGINEER OF SAFETY PROG. AND ENGINEERING

APPROVED January 1, 2019
ENGINEER OF DESIGN AND ENVIRONMENT

BBS/CS 701-1-13

TRAFFIC CONTROL DEVICES

(Sheet 2 of 3)

STANDARD 701901-08

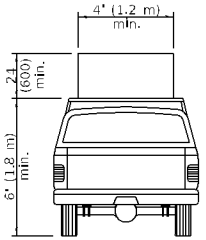

TYPE A ROOF MOUNTED

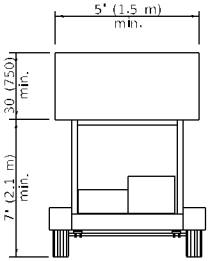

TYPE B ROOF OR TRAILER MOUNTED

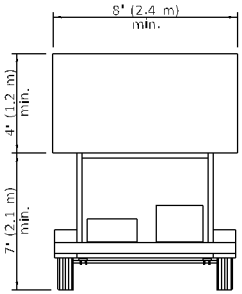

TYPE C TRAILER MOUNTED

ARROW BOARDS

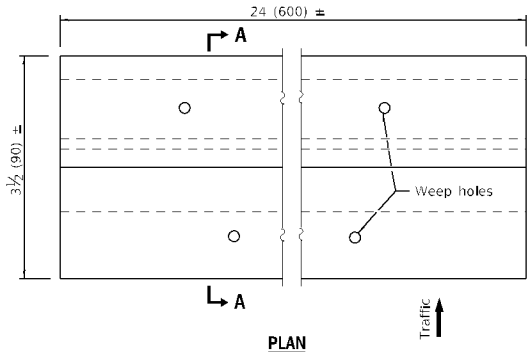

PLAN

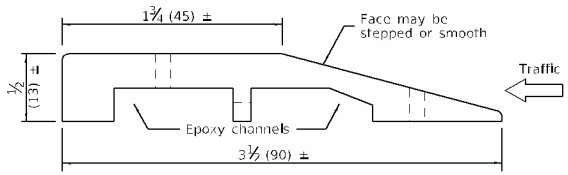

SECTION A-A

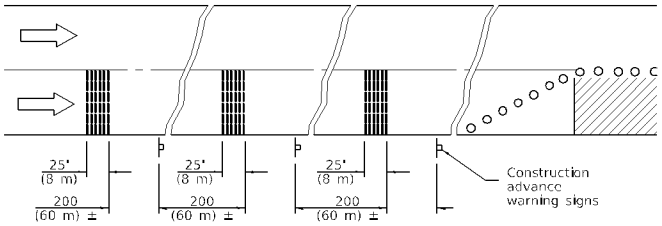

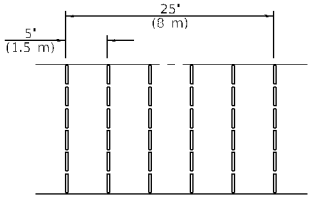

TYPICAL INSTALLATION

TEMPORARY RUMBLE STRIPS

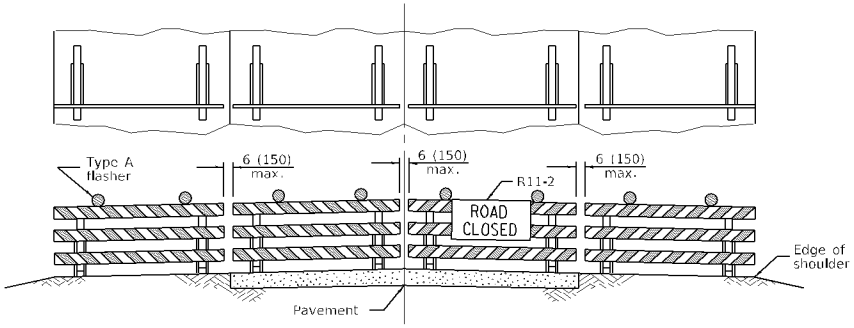

ROAD CLOSED TO ALL TRAFFIC

Reflectorized striping may be omitted on the back side of the barricades. If a Type III barricade with an attached sign panel which meets NCHRP 350 is not available, the sign may be mounted on an NCHRP 350 temporary sign support directly in front of the barricade.

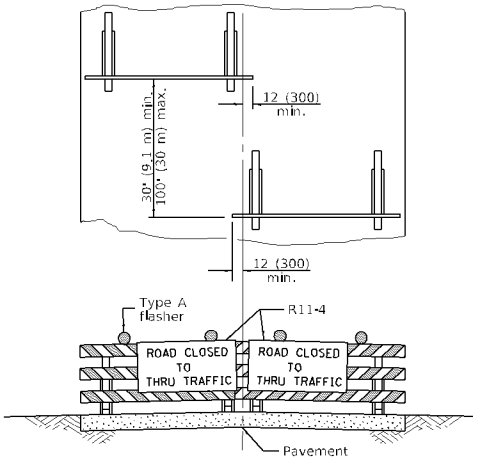

ROAD CLOSED TO THRU TRAFFIC

Reflectorized striping shall appear on both sides of the barricades. If a Type III barricade with an attached sign panel which meets NCHRP 350 is not available, the signs may be mounted on NCHRP 350 temporary sign supports directly in front of the barricade.

TYPICAL APPLICATIONS OF TYPE III BARRICADES CLOSING A ROAD

Illinois Department of Transportation

APPROVED January 1, 2019
ENGINEER OF SAFETY PROG. AND ENGINEERING

APPROVED January 1, 2019
ENGINEER OF DESIGN AND ENVIRONMENT

ISSUED 1-1-13

TRAFFIC CONTROL DEVICES

(Sheet 3 of 3)

STANDARD 701901-08

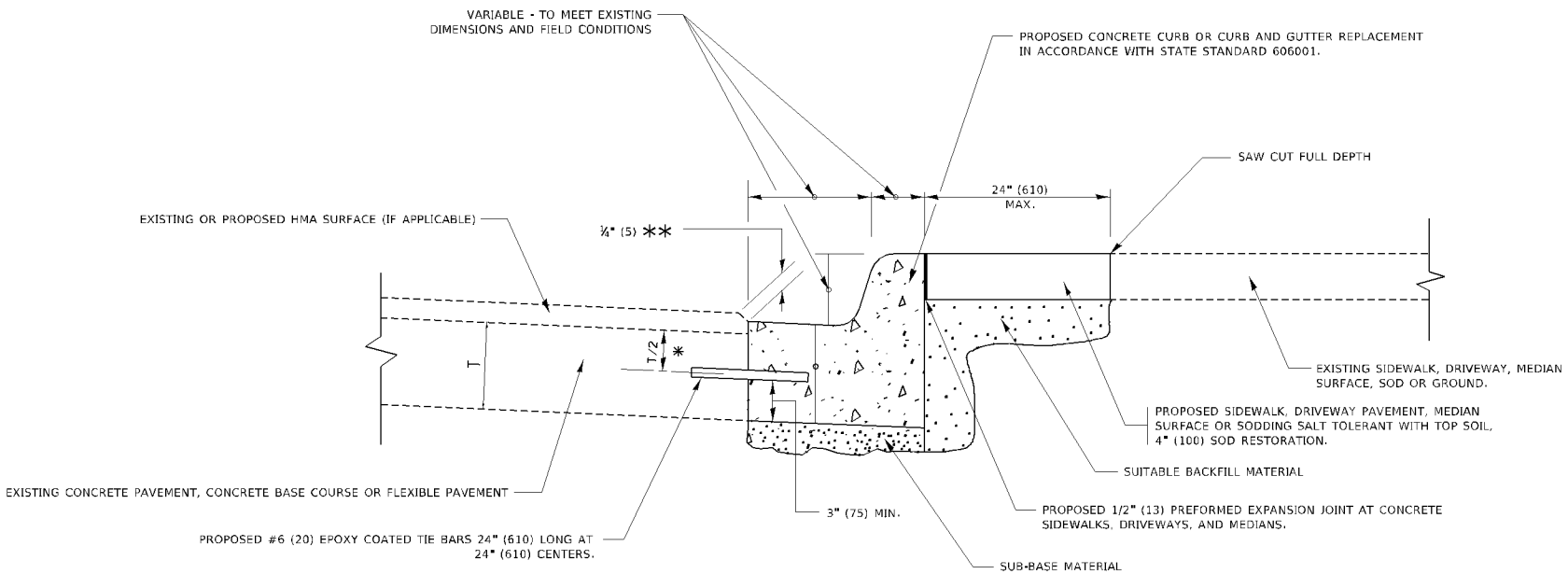

* 3" (75) MINIMUM FROM TOP AND BOTTOM OF THE CONCRETE PAVEMENT OR BASE COURSE.

** IF THE FINAL SURFACE OF THE PAVEMENT IS CONCRETE, THE GUTTER IS TO BE FLUSH WITH THE PAVEMENT.

CURB OR CURB AND GUTTER REMOVAL AND REPLACEMENT

ALL DIMENSIONS ARE IN INCHES (MILLIMETERS) UNLESS OTHERWISE SHOWN.

USER NAME = fedanc	DESIGNED - A. HOUSEH	REVISED - A. ABBAS 04-21-97	STATE OF ILLINOIS DEPARTMENT OF TRANSPORTATION	CURB OR CURB AND GUTTER REMOVAL AND REPLACEMENT	F.A. RTE.	SECTION	COUNTY	TOTAL SHEETS	SHEET NO.
	DRAWN -	REVISED - M. GOMEZ 01-22-01							
PLOT SCALE = 50.0000 ' / in.	CHECKED -	REVISED - R. BORD 12-15-09			BD600-06 (BD-24)		CONTRACT NO.		
PLOT DATE = 7/11/2019	DATE - 03-11-94	REVISED - K. SMITH 07-11-19		SCALE: NONE SHEET 1 OF 1 SHEETS STA. TO STA.			ILLINOIS FED. AID PROJECT		

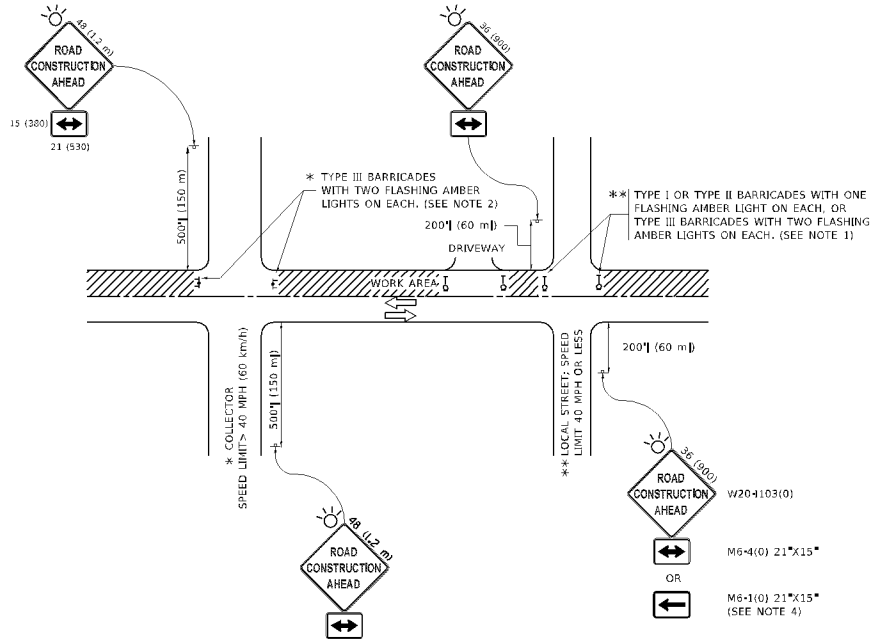

NOTES:

1. SIDE ROAD WITH A SPEED LIMIT OF 40 MPH (60 km/h) OR LESS AS SHOWN ON THE DRAWING AND AS DIRECTED BY THE ENGINEER:

   a) ONE "ROAD CONSTRUCTION AHEAD" SIGN 36 x 36 (900x900) WITH A FLASHER MOUNTED ON IT APPROXIMATELY 200' (60 m) IN ADVANCE OF THE MAIN ROUTE.

   b) THE CLOSED PORTION OF THE MAIN ROUTE SHALL BE PROTECTED BY BLOCKING WITH TYPE I, TYPE II OR TYPE III BARRICADES, 1/3 OF THE CROSS SECTION OF THE CLOSED PORTION.

2. SIDE ROAD WITH A SPEED LIMIT GREATER THAN 40 MPH (60 km/h) AS SHOWN ON THE DRAWING AND AS DIRECTED BY THE ENGINEER:

   a) ONE "ROAD CONSTRUCTION AHEAD" SIGN 48 x 48 (1.2 m x 1.2 m) WITH A FLASHER MOUNTED ON IT APPROXIMATELY 500' (150 m) IN ADVANCE OF THE MAIN ROUTE.

   b) THE CLOSED PORTION OF THE MAIN ROUTE SHALL BE PROTECTED BY BLOCKING WITH TYPE III BARRICADES, 1/2 OF THE CROSS SECTION OF THE CLOSED PORTION.

3. CONES MAY BE SUBSTITUTED FOR BARRICADES OR DRUMS AT HALF THE SPACING DURING DAY OPERATIONS. CONES SHALL BE A MINIMUM OF 28 (710) IN HEIGHT.

4. WHEN THE SIDE ROAD LIES BETWEEN THE BEGINNING OF THE MAINLINE SIGNING AND THE WORK ZONE, A SINGLE HEADED ARROW (M6-1) SHALL BE USED IN LIEU OF THE DOUBLE HEADED ARROW (M6-4).

5. WHEN WORK IS BEING PERFORMED ON A SIDE ROAD OR DRIVEWAY, FOLLOW THE APPLICABLE STANDARD(S). THE DIRECTIONAL ARROW (M6-1 OR M6-4) SHALL BE COVERED OR REMOVED WHEN NO LONGER CONSISTENT WITH THE TRAFFIC CONTROL SET-UP.

6. ADVANCE WARNING SIGNS ARE TO BE OMITTED ON DRIVEWAYS UNLESS OTHERWISE SPECIFIED IN THE PLANS OR BY THE ENGINEER.

7. THE TRAFFIC CONTROL AND PROTECTION FOR SIDE ROADS, INTERSECTIONS, AND DRIVEWAYS SHALL BE INCLUDED IN THE COST OF SPECIFIED TRAFFIC CONTROL STANDARDS OR ITEMS.

All dimensions are in inches (millimeters) unless otherwise shown.

USER NAME = tedmc	DESIGNED - J.H.A.	REVISED - A. HOUSEM 10-15-96	STATE OF ILLINOIS DEPARTMENT OF TRANSPORTATION
	DRAWN -	REVISED - T. TAMMACHER 01-06-00	
PLOT SCALE = 50.0000 ' / in.	CHECKED -	REVISED - A. SCHUETZE 07-01-13	
PLOT DATE = 3/7/2016	DATE - 06-89	REVISED - A. SCHUETZE 09-15-16	

TRAFFIC CONTROL AND PROTECTION FOR SIDE ROADS, INTERSECTIONS, AND DRIVEWAYS

SCALE: NONE | SHEET 1 OF 1 SHEETS | STA. TO STA.

F.A. RTE.	SECTION	COUNTY	TOTAL SHEETS	SHEET NO.
	TC-10	CONTRACT NO.		
		I.D.NO.:	FED. AID PROJECT	

Packet Pg. 393

9.D.e

Ordinance No. O-2023-14 : Ordinance Authorizing the Purchase of an Ambulance from Foster Coach Sales Inc.

Recommendation of Action

Staff recommends approval.

Staff recommends that the replacement vehicle be acquired through the Suburban Purchasing Cooperative program in accordance with the Illinois Governmental Joint Purchasing Act (30 ILCS 525/0.01 et seq.) in a total not to exceed amount of $498,589.00. The vehicle will be funded through the vehicle reserve.

ATTACHMENTS:

- 2023 Ambulance Replacement Memo-FINAL (DOCX)
- 2023 Ambulance Joint Purchase Ordinance (DOCX)
- 2022 SPC Amb Contract (PDF)
- Buffalo Grove Chassis Quote 2-9 (PDF)
- Buffalo Grove Conversion Quote 2-9 (PDF)

Trustee Liaison
Weidenfeld

Staff Contact
Mike Baker, Fire

Tuesday, February 21, 2023	

VILLAGE OF
BUFFALO GROVE

MEMORANDUM

DATE: February 15, 2023

TO: Dane Bragg, Village Manager

FROM: Mike Baker, Fire Chief/EMA Director

SUBJECT: Ambulance Joint Purchase Ordinance

RECOMMENDATION

Staff recommended that the replacement ambulance be acquired through the Suburban Purchasing Cooperative purchasing program, contract #174, from Foster Coach Sales, Inc., in accordance with the Illinois Governmental Joint Purchasing Act (30 ILCS 525/0.01 et seq.) in a total not to exceed the amount of ($474,847.00 + $23,742.00) = $498,589.00. This purchase will span three fiscal years with an expenditure of $111,084.00 in 2023 for the purchase of the chassis. The balance will be due upon delivery of the Horton/Freightliner M2 ambulance in 2025.

BACKGROUND

Unit 224 is a 2016 Horton/Freightliner M2 ambulance with 65,767 miles showing on the odometer. This unit is nearing an age and condition that it is no longer an option to refurbish it for continued service. The anticipated lifespan of eight years for this vehicle will be met in 2024. Although the current mileage is lower than what is typically seen on a vehicle requested for replacement, it should be noted that by the time delivery of the new vehicle is taken this vehicles mileage will be at the level of typical vehicle replacement.

The planning and construction of the proposed replacement, a 2024 Horton/Freightliner M2 ambulance, will have an estimated completion and delivery to Buffalo Grove 20-24 months after order. In order to offset the long delivery time and balance the service life of the vehicle as both a front-line and reserve vehicle, staff is requesting approval for the vehicle purchase. The cost of the vehicle from the 2022 Suburban Purchasing Cooperative contract is $474,847.00.

The current 2016 Horton/Freightliner M2 ambulance will be assessed for trade in value or outright sale, whichever will provide the best value for the Village of Buffalo Grove as the date of new vehicle completion nears.

Due to the complexity of construction of these vehicles, staff is recommending, as has been past practice, that a 5% contingency be calculated into the final not to exceed amount. This contingency, in the amount of $23,742.00 for the patient compartment area (the chassis price is quoted by Freightliner) will be held

Attachment: 2023 Ambulance Replacement Memo-FINAL (O-2023-14 : Ambulance Joint Purchase)

by the Village and only be expended if necessary, modifications to the ambulance are required and are authorized by the Village Manager through a change order.

ATTACHMENTS

Foster Coach Sales, Inc., Conversion Pricing

Foster Coach Sales, Inc., Chassis Pricing

Ambulance Joint Purchase Ordinance

Suburban Purchasing Cooperative, Contract #174

ORDINANCE 2023-____

AN ORDINANCE AUTHORIZING PURCHASE OF AN AMBULANCE FROM FOSTER COACH SALES INC.

WHEREAS, the Village of Buffalo Grove is a home rule unit pursuant to the Illinois Constitution of 1970; and

WHEREAS, the Village of Buffalo Grove Fire Department requires a replacement ambulance; and

WHEREAS, the Village of Buffalo Grove will make this purchase in accordance with the Illinois Governmental Joint Purchasing Act (30 ILCS 525/0.01 et seq.).

NOW THEREFORE, BE IT ORDAINED BY THE PRESIDENT AND BOARD OF TRUSTEES OF THE VILLAGE OF BUFFALO GROVE, COOK AND LAKE COUNTIES, ILLINOIS, as follows:

SECTION 1. The foregoing recitals are hereby adopted and incorporated and made a part of this Ordinance as if fully set forth herein.

SECTION 2. The Village Manager is authorized to purchase an ambulance from Foster Coach Sales Inc., through the Suburban Purchasing Cooperative contract 174, at a price not to exceed $498,589.35

SECTION 3. If any section, paragraph, clause or provision of this Ordinance shall be held invalid, the invalidity thereof shall not affect any other provision of this Ordinance.

SECTION 4. This Ordinance shall be in full force and effect from and after its passage and approval and not be codified.

AYES: _____
NAYES: _____
ABSENT: _____
PASSED: _____, 2023
APPROVED: _____, 2023

APPROVED:

_____
Beverly Sussman, Village President

ATTEST:

_____
Janet Sirabian, Village Clerk

SPC SUBURBAN PURCHASING COOPERATIVE

A Joint Purchasing Program For Local Government Agencies

June 22, 2022

Mr. P.J. Foster
Vice President, Sales
Foster Coach Sales, Inc.
PO Box 700, 903 Prosperity Drive
Sterling, IL 61081

Dear Mr. Foster,

This letter is to inform you that the Suburban Purchasing Cooperative (SPC) Governing Board has approved the approved the following price increase on Type I Additional Duty Ambulance Contract (#174) to Foster Coach Sales, Inc., Sterling, IL, with the requested price increases taking effect immediately.

Foster Coach Sales Inc., Sterling, IL will handle all billing. Each ambulance will be assessed an administrative fee of **$750.00** per ambulance for members and **$1,000.00** per ambulance for non-members, which shall be paid directly by the vendor to the SPC on a quarterly basis.

Type I Additional Duty Ambulance (Contract #174)		
Chassis	**Current $**	**Proposed**
Ford F-550 Diesel 4x4 per SPC specifications	$319,183.00	$370,183.00
Alternate F-Series Chassis Options:		
Provide 2 WD (4x2) Diesel Chassis	-$2,597.00	-$2,597.00
Provide 4 WD (4x4) Chassis with Gas 7.3 liter V-7	-$8,096.00	-$8,096.00
Provide 2WD (4x2) Chassis with Gas 7.3 liter V-8	-$10,693.00	-$10,693.00
Alternate Chassis Options:		
Freightliner M2 per SPC specifications	$345,410.0	$400,676.00
Freightliner Option Liquid Spring Suspension	+$10,500.00	+$11,500.00
International MV607 per SPC specifications	$343,606.00	$398,593.00
International Optional Liquid Spring Suspension	+$8,033.00	+$9,033.00
International CV 4x4 with Liquid Spring Suspension	$328,581.00	$381,154.00
Alternate CV Chassis Option: Provide 2WD (4x2) Chassis	-$2.950.00	-$2.950.00

In addition, Foster Coach has also informed us that Horton has announced a suspension of their pre-payment discount option.

DuPage Mayors & Managers Conference
1220 Oak Brook Road
Oak Brook, IL 60523
Suzette Quintell
Phone: (630) 571-0480
Fax: (630) 571-0484

Northwest Municipal Conference
1600 East Golf Rd., Suite 0700
Des Plaines, IL 60016
Ellen Dayan, CPPB
Phone: (847) 296-9200
Fax: (847) 296-9207

South Suburban Mayors And Managers Association
1904 West 174th Street
East Hazel Crest, IL 60429
Kristi DeLaurentiis
Phone: (708) 206-1155
Fax: (708) 206-1133

Will County Governmental League
15905 S. Frederick Street
Suite 107
Cherie Belom
Phone: (815) 254-7700

Attachment: 2022 SPC Amb Contract (O-2023-14 : Ambulance Joint Purchase)

Please sign and date this agreement below, retaining copies for your files and returning the original to my attention.

Sincerely,

Ellen Dayan, CPPB
Purchasing Director
Northwest Municipal Conference

Ellen Dayan, NWMC — Date 06.22.22

P.J. Foster, Foster Coach Sales — Date 6/20/22

Attachment: 2022 SPC Amb Contract (O-2023-14 : Ambulance Joint Purchase)

DuPage Mayors & Managers Conference
1220 Oak Brook Road
Oak Brook, IL 60523
Suzette Quintell
Phone: (630) 571-0480
Fax: (630) 571-0484

Northwest Municipal Conference
1600 East Golf Rd., Suite 0700
Des Plaines, IL 60016
Ellen Dayan, CPPB
Phone: (847) 296-9200
Fax: (847) 296-9207

South Suburban Mayors And Managers Association
1904 West 174th Street
East Hazel Crest, IL 60429
Kristi DeLaurentiis
Phone: (708) 206-1155
Fax: (708) 206-1133

Will County Governmental League
15905 S. Frederick Street
Suite 107
Cherie Belom
Phone: (815) 254-7700

FOSTER COACH SALES, INC.

903 Prosperity Drive Street P.O. Box 700
Sterling, Illinois 61081

Phone: (815) 625-3276
(800) 369-4215
Fax: (815) 625-7222
Web site: www.fostercoach.com

PF01145

QUOTATION

TO: BUFFALO GROVE FIRE DEPT
1051 HIGHLAND GROVE DR
BUFFALO GROVE, IL 60089

DATE: 02/09/23

ATTN: LAWRENCE KANE

REFERENCE: NEW AMBULANCE

We are pleased to submit the following quotation in accordance with your request and subject to the Terms and Conditions listed below and on the reverse side hereof.

QTY.	DESCRIPTION	EACH	NET PRICE
1	2024 FREIGHTLINER M2 CHASSIS	$ 111,084.00	$ 111,084.00
		$ Total	$ 111,084.00

ACCEPTED BY:_____

TITLE:_____ Date:_____

ESTIMATED DELIVERY:
2+ YEARS DEPENDING ON CHASSIS

PROPOSED BY:_____
P.J. FOSTER, VICE PRESIDENT OF SALES

FOSTER COACH SALES, INC.

903 Prosperity Drive Street P.O. Box 700
Sterling, Illinois 61081

Phone: (815) 625-3276
(800) 369-4215
Fax: (815) 625-7222
Web site: www.fostercoach.com

PF01145

QUOTATION

TO: BUFFALO GROVE FIRE DEPT
1051 HIGHLAND GROVE DR
BUFFALO GROVE, IL 60089

DATE: 02/09/23

ATTN: LAWRENCE KANE

REFERENCE: NEW AMBULANCE

We are pleased to submit the following quotation in accordance with your request and subject to the Terms and Conditions listed below and on the reverse side hereof.

QTY.	DESCRIPTION	EACH	NET PRICE
1	2024 HORTON CONVERSION PER CUSTOMER SPECIFICATIONS INCLUDES POWER PRO 2 COT AND POWER LOAD	$ 363,763.00	$ 363,763.00
		$ Total	$ 363,763.00

ACCEPTED BY:_____

TITLE:_____ Date:_____

ESTIMATED DELIVERY:
2+ YEARS DEPENDING ON CHASSIS

PROPOSED BY:_____
P.J. FOSTER, VICE PRESIDENT OF SALES

Ordinance No. O-2023-15 : Ordinance Authorizing Execution of a Contract with Reliable Property Services, LLC for Golf Course Maintenance Services

Recommendation of Action

Staff recommends that the Village Board authorize the Village Manager to execute a three-year contract with optional two-year term extensions with Reliable Property Services, LLC, in an amount not to exceed $3,612,175.00 for the initial three-year term, pending final review and approval of the contract by the Village Attorney.

ATTACHMENTS:

- Golf Course Maintenance Memo (DOCX)
- Golf Course Maintenace Ordinance (DOCX)
- Golf Course Maintenance Contract (DOCX)

Trustee Liaison	**Staff Contact**
Stein	Geoff Tollefson, Golf

Tuesday, February 21, 2023	

VILLAGE OF
BUFFALO GROVE

MEMORANDUM

DATE: February 15, 2023

TO: Dane Bragg, Village Manager

FROM: Geoff Tollefson, Head Golf Professional

SUBJECT: Execution of Golf Course Maintenance contract with Reliable Property Services, LLC

Recommendation

Staff recommends that the Village Board authorize the Village Manager to execute a three-year contract with optional two-year term extensions with Reliable Property Services, LLC, in an amount not to exceed $3,612,175.00 for the initial three-year term, pending final review and approval of the contract by the Village Attorney.

Background Information

In 2015 Reliable Property Services, LLC was selected through an RFP process to provide both golf courses with annual maintenance and snow removal services. The current contract is due to expire in March of 2023. Staff was able to negotiate favorable pricing with Reliable Property Services without decreasing any levels of service.

Reliable Property Services has provided consistent and quality maintenance to both Village golf courses since 2015. Staff is confident that Reliable will be able to continue to execute maintenance services to achieve quality standards as it relates to playability and aesthetics of both The Arboretum and Buffalo Grove Golf Courses.

The first year of the contract is an increase of $36,200.00 or 3% over our current cost. This contract would also include modest increases of 1.6% in 2024 and 1.5% in 2025. As it relates to contracted golf course maintenance pricing, Reliable has provided the Village very competitive pricing.

	2023	2024	2025
Arboretum	$755,008.00	$766,966.00	$778,500.00
Snow Removal	$5,200.00	$5,200.00	$5,200.00
Total	$ 760,208.00	$ 772,166.00	$ 783,700.00
BGGC	$421,079.00	$428,448.00	$434,874.00
Snow Removal	$3,900.00	$3,900.00	$3,900.00
Total	$ 424,979.00	$ 432,348.00	$ 438,774.00
Total for both courses.	**$1,185,187.00**	**$1,204,514.00**	**$1,222,474.00**

The scope of the work included in this contract has also been right-sized to allow for all general maintenance practices and will include tree-debris removal at both locations. This will allow for timelier removal of all tree debris in spring/fall without having to rely on our forestry department to remove.

In conclusion, staff has been very satisfied with Reliable Property Services professional maintenance services for both facilities and recommends executing an initial three-year contract for future golf course maintenance services.

ORDINANCE 2023-____

AN ORDINANCE AUTHORIZING EXECUTION OF A CONTRACT WITH RELIABLE PROPERTY SERVICES, LLC FOR GOLF COURSE MAINTENANCE SERVICES

WHEREAS, the Village of Buffalo Grove is a home rule unit pursuant to the Illinois Constitution of 1970; and

WHEREAS, the Village sought out companies qualified to provide the requested services and materials; and

WHEREAS, the Village engaged in a competitive procurement process to obtain the best value for money.

NOW THEREFORE, BE IT ORDAINED BY THE PRESIDENT AND BOARD OF TRUSTEES OF THE VILLAGE OF BUFFALO GROVE, COOK AND LAKE COUNTIES, ILLINOIS, as follows:

SECTION 1. The foregoing recitals are hereby adopted and incorporated and made a part of this Ordinance as if fully set forth herein.

SECTION 2. The Village Manager is authorized to execute a three-year contract with optional two-year term extensions with Reliable Property Services, LLC, in an amount not to exceed $3,612,175.00 for the initial three-year term, pending final review and approval of the contract by the Village Attorney.

SECTION 3. If any section, paragraph, clause or provision of this Ordinance shall be held invalid, the invalidity thereof shall not affect any other provision of this Ordinance.

SECTION 4. This Ordinance shall be in full force and effect from and after its passage and approval and not be codified.

AYES: _____
NAYES: _____
ABSENT: _____
PASSED: _____, 2023
APPROVED: _____, 2023

APPROVED:

_____
Beverly Sussman, Village President

ATTEST:

_____
Janet Sirabian, Village Clerk

GOLF COURSE MAINTENANCE SERVICES CONTRACT

Golf Course Maintenance Services (the "**Contract**") is entered between the Village of Buffalo Grove (hereinafter the "**Village**" or "**Owner**"), an Illinois home-rule unit of government, and Reliable Property Services, LLC (hereinafter the "**Contractor**") on this 1st day of March, 2023 (the "**Effective Date**"). The Village and the Contractor are hereinafter sometimes collectively referred to as the "**Parties**" and individually as a "**Party**".

RECITALS

WHEREAS, the Village has negotiated pricing for the Work (defined below); and

WHEREAS, the Contractor wishes to enter into this Contract with the Village and the Village wishes to enter into this Contract with the Contractor for the Work;

NOW THEREFORE, for and in consideration of the mutual covenants and promises herein contained, the adequacy and sufficiency of which are hereby acknowledged by the Parties, it is agreed as follows:

ARTICLE I - WORK TO BE DONE BY THE CONTRACTOR

The Village does hereby hire and contract with the Contractor to provide all the labor, equipment, materials and/or services described more thoroughly on Contract **Exhibit A** (the "**Work**") which is incorporated into the Contract by this reference.

ARTICLE II - CONTRACT DOCUMENTS

The following exhibits are attached hereto and incorporated herein by this reference:

Contract Exhibit A – Description of the Work
Contract Exhibit B – Schedule of Prices
Contract Exhibit C – Performance and Payment Bond

If any term or provision of this Contract shall conflict with any term or provision of the exhibits referenced above, the terms and provisions of the exhibit shall control.

Attachment: Golf Course Maintenance Contract (O-2023-15 : Golf Course Maintenance Services)

ARTICLE III - CONTRACT AMOUNT

The Village agrees to pay the Contractor for the proper and timely performance of the Work in strict accordance with this Contract as detailed in **Contract Exhibit B (**the **"Schedule of Prices")** Unless explicitly provided otherwise in this Contract, the detailed sums shall be the full and exclusive compensation owed to the Contractor for the Work; and Contractor may not seek additional payments from the Village.

ARTICLE IV – APPLICATION FOR PAYMENT

All work performed under this Contract shall be billed on a monthly basis. Golf maintenance service payments shall consist of **10** equal payments due prior to the **end of each month, with the exception of December and January, of each year of the Contract**. Snow removal payments shall consist of **2** equal monthly payments due on or before, December 1st and January 2nd of each year of the Contract.

All payments under this Contract must be approved by the Village's Board at regularly scheduled meetings. The Village reserves the right to request any receipts, invoices, proof of payments as the Village, in its sole discretion, may deem necessary to justify the payment requested *prior* to paying the requested payment. The Contractor shall furnish with his final application for payment a Final Lien Waiver from itself and, if not already provided, from every subcontractor and materialman of the Work.

The Contractor acknowledges that the Village is a unit of local government and that all payments under the Contract are subject to the Local Government Prompt Payment Act, 50 ILCS 505 et seq. To that extent, the Village shall have forty-five calendar (45) days from receipt of a bill or invoice to pay the same before it is considered late under the Contract. Interest, if any, charged for any late payments will be subject to the interest rate caps specified in the Prompt Payment Act.

ARTICLE V – CONTRACT TIME

Term. The Village will enter into a Contract on March 1, 2023. The Time of Performance of this Contract, unless terminated pursuant to the terms of this Contract, shall be for 3 years. The Contract may be renewed upon mutual agreement by both parties for additional 24-month periods. The Village of Buffalo Grove reserves the right to reject a proposed price increase and terminate the Contract. At the end of any term the Village of Buffalo Grove reserves the right to extend this Contract for a period of up to ninety (90) calendar days for the purpose of securing a new contract.

Voluntary Termination. Notwithstanding any other provision hereof, the Municipality may terminate this Contract during the Initial Term or any Renewal Term, with or without cause, at any time upon ninety (90) calendar days prior written notice to the Contractor. The Contractor may terminate this Contract or additional Statement of Work, with or without cause, at any time upon one hundred twenty (120) calendar days prior written notice to the Municipality.

Termination for Breach. Either party may terminate this Contract upon written notice to the other party following a material breach of a material provision of this Contract by the other party if the breaching party does not cure such breach within fifteen (15) days of receipt of written notice of such breach from the non-breaching party.

Payment for Services Rendered. In the event that this Contract is terminated in accordance with this Section, the Contractor shall be paid for services actually performed and reimbursable expenses actually incurred.

For any year beyond the initial year, this Contract is contingent upon the appropriation of sufficient funds by the Village Board; no charges shall be assessed for failure of the Village to appropriate funds in future contract years.

ARTICLE VI – PERFORMANCE and PAYMENT BOND

The Contractor shall provide the Village with a performance and payment bond in substantially the same form as on **Contract Exhibit C** (the "**Performance and Payment Bond**") prior to Contractor beginning any Work and within 10 calendar days of the Notice of Award sent to the Contractor.

ARTICLE VII – ACCIDENT PREVENTION

The Contractor shall exercise every precaution at all times to protect itself, the property of the Village and the property of others. The safety provision of all applicable laws and ordinances shall be strictly observed by the Contractor at all times. Any practice deemed hazardous or dangerous by the Director of Golf Operations or his authorized representatives shall be immediately discontinued by the Contractor upon receipt of instructions from the Director of Golf Operations or his authorized representatives. To the fullest extent permitted by law, the Contractor shall be solely responsible for all safety-related matters.

ARTICLE VIII – INDEMNIFICATION

To the fullest extent permitted by law, the Contractor agrees to defend, pay on behalf of, indemnify, and hold harmless the Village, its elected and appointed officials, agents, employees and volunteers and others working on behalf of the Village against any and all claims, demands, suits or loss, including all costs connected therewith, and for any damages which may be asserted, claimed or recovered against or from the Village, its elected and appointed officials, agents, employees and volunteers and others working on behalf of the Village, by reason of personal injury, including bodily injury and death, and/or property damage, whether damage to property of the Village or of a third party, including loss of use thereof, which arises out of or is in any way connected or associated with the Contract and the Work.

ARTICLE IX – CONTRACTORS INSURANCE

Contractor shall procure and maintain, for the duration of the Contract and any maintenance period, insurance against claims for injuries to persons or damages to property, which may arise from or in connection with the performance of the work hereunder by the Contractor, his agents, representatives, employees or subcontractors.

A. Scope of Insurance: Coverage shall be at least as broad as the below specifications.

Insurance Services Office Commercial General Liability occurrence form CG 0001 with the Village of Buffalo Grove named as additional insured on a primary and non-contributory basis. This primary, non-contributory additional insured coverage shall be confirmed through the following required policy endorsements: ISO Additional Insured Endorsement CG 20 10 or CG 20 26 and CG 20 01 04 13. The additional insureds shall fully cooperate with the Contractor and its insurers on any claim.

1. Insurance Services Office Commercial General Liability occurrence form CG 0001 with the Village named as additional insured, on a form at least as broad as the ISO Additional Insured Endorsement CG 2010 and CG 2026. The additional insureds shall fully cooperate with the Contractor and its insurers on any claim.
2. Insurance Service Office Business Auto Liability coverage form number CA 0001, Symbol 01 "Any Auto."
3. Workers' Compensation as required by the Labor Code of the State of Illinois and Employers' Liability insurance.

B. Limits of Insurance: Contractor shall maintain limits as specified below:

1. Commercial General Liability: $1,000,000 combined single limit per occurrence for bodily injury, personal injury and property damage. The general aggregate shall be twice the required occurrence limit. Minimum General Aggregate shall be $2,000,000 or a project/contract specific aggregate of $1,000,000.
2. Business Automobile Liability: $1,000,000 combined single limit per accident for bodily injury and property damage.
3. Workers' Compensation and Employers' Liability: Workers' Compensation coverage with statutory limits and Employers' Liability limits of $500,000 per accident.
4. Environmental Impairment/Pollution Liability: $1,000,000 combined single limit per occurrence for bodily injury, property damage and remediation costs.

C. Deductibles and Self-Insured Retentions

Contractor shall be solely liable for any deductible or self-insured retention under the insurance and shall not separately bill for such charges.

Attachment: Golf Course Maintenance Contract (O-2023-15 : Golf Course Maintenance Services)

D. Other Insurance Provisions

The policies are to contain, or be endorsed to contain, the following provisions:

1. General Liability and Automobile Liability Coverages:
    a. The Village, its officials, agents, employees and volunteers are to be covered as additional insureds as respects: liability arising out of activities performed by or on behalf of the Contractor; products and completed operations of the Contractor; premises owned, leased or used by the Contractor; or automobiles owned, leased, hired or borrowed by the Contractor. The additional insureds shall fully cooperate with the Contractor and its insurers on any claim. The coverage shall contain no special limitations on the scope of protection afforded to the Village, its officials, agents, employees and volunteers.
2. The Contractor's insurance coverage shall be primary and non-contributory as respects the Village, its officials, agents, employees and volunteers. Any insurance or self-insurance maintained by the Village, its officials, agents, employees and volunteers shall be excess of Contractor's insurance and shall not contribute with it.
3. Any failure to comply with reporting provisions of the policies shall not affect coverage provided to the Village, its officials, agents, employees and volunteers.
4. The Contractor's insurance shall contain a Severability of Interests/Cross Liability clause or language stating that Contractor's insurance shall apply separately to each insured against whom claim is made or suit is brought, except with respect to the limits of the insurer's liability.
5. If any commercial general liability insurance is being provided under an excess or umbrella liability policy that does not "follow form," then the Contractor shall be required to name the Village, its officials, employees, agents and volunteers as additional insureds
6. All general liability coverages shall be provided on an occurrence policy form. Claims-made general liability policies will not be accepted.
7. The contractor and all subcontractors hereby agree to waive any limitation as to the amount of contribution recoverable against them by the Village. This specifically includes any limitation imposed by any state statute, regulation, or case law including any Workers' Compensation Act provision that applies a limitation to the amount recoverable in contribution such as Kotecki v. Cyclops Welding

E. All Coverages:

1. No Waiver. Under no circumstances shall the Village be deemed to have waived any of the insurance requirements of this Contract by any act or omission, including, but not limited to:
    a. Allowing work by Contractor or any subcontractor to start before receipt of Certificates of Insurance and Additional Insured Endorsements.
    b. Failure to examine, or to demand correction of any deficiency, of any Certificate of Insurance and Additional Insured Endorsement received.
2. Each insurance policy required shall have the Village expressly endorsed onto the policy as a Cancellation Notice Recipient. Should any of the policies be cancelled before the expiration date thereof, notice will be delivered in accordance with the policy provisions.

F. Acceptability of Insurers

Insurance is to be placed with insurers with a Best's rating of no less than A-, VII and licensed to do business in the State of Illinois.

G. Verification of Coverage

Contractor shall furnish the Village with certificates of insurance naming the Village, its officials, agents, employees, and volunteers as additional insured's and with original endorsements, affecting coverage required herein. The certificates and endorsements for each insurance policy are to be signed by a person authorized by that insurer to bind coverage on its behalf. The certificates and endorsements are to be received and approved by the Village before any work commences. The Village reserves the right to request full certified copies of the insurance policies and endorsements.

H. Subcontractors

Contractor shall include all subcontractors as insureds under its policies or shall furnish separate certificates and endorsements for each subcontractor. All coverage's for subcontractors shall be subject to all of the requirements stated herein.

I. Assumption of Liability

The contractor assumes liability for all injury to or death of any person or persons including employees of the contractor, any subcontractor, any supplier or any other person and assumes liability for all damage to property sustained by any person or persons occasioned by or in any way arising out of any work performed pursuant to the Contract.

J. Workers' Compensation and Employers' Liability Coverage

The insurer shall agree to waive all rights of subrogation against the Village of Buffalo Grove, its officials, employees, agents and volunteers for losses arising from work performed by Contractor for the municipality.

K. Failure to Comply

In the event the Contractor fails to obtain or maintain any insurance coverages required under this contract, The Village may purchase such insurance coverage's and charge the expense thereof to the Contractor.

ARTICLE X – CERTIFICATE OF AUTHORITY AND SURETY CERTIFICATE

The Contractor shall furnish the Village with a current Certificate of Authority or Surety Certificate issued by the Illinois Department of Insurance for the bonding company and insurance company they are using. In lieu of a Certificate of Authority of Surety Certificate, the Contractor may provide certificate of good standing from the Illinois Department of Insurance's website.

ARTICLE XI – COPYRIGHTS AND LICENSES

The Contractor agrees that all documents of any kind whatsoever, and in whatever medium expressed, prepared by the Contractor and the Contractor's consultants in connection with the Work (collectively, the "**Documents**") or otherwise pursuant to this Contract and all rights therein (including trademarks, trade names, rights or use, copyrights and/or other proprietary rights) shall be and remain the sole property of the Village (regardless of whether the Village or the Contractor terminates this Contract for any reason whatsoever). The Contractor hereby agrees that the Documents are or shall be deemed to be "Works for Hire" within the meaning of Section 101 of the Copyright Act, and the Contractor hereby assigns to the Village all right, title and interest therein. Notwithstanding, the Contractor shall indemnify and hold harmless the Village, its appointed and elected officials, employees, agents and volunteers from and against all claims, damages, losses, and expenses (including attorneys' fees and court and arbitration costs) arising out of any infringement of patent rights or copyrights incident to the Documents and the Work.

ARTICLE XII – NOTICE

All notices, demands, requests, consents, approvals and other communications required or permitted to be given hereunder (a "**Notice**") shall be in writing and shall be deemed effective three (3) business days after mailing if mailed by certified mail with return receipt requested and immediately if served personally, and shall be addressed to the following:

IF TO THE VILLAGE:	Village of Buffalo Grove 50 Raupp Blvd Buffalo Grove, IL 60089 brobinson@vbg.org ATTN: Administrative Services Director
WITH COPIES TO:	Cc: pbrankin@schainbanks.com Cc:tcwisniewski@vbg.org
IF TO THE CONTRACTOR:	_____ _____ _____ _____ ATTN: _____

ARTICLE XIII – CHANGE ORDERS

If the Village requests any change to the Work the Village shall do so by delivering Notice of the same to the Contractor and the change requested by the Village shall be effective upon receipt of the Notice by the Contractor. The Contractor may propose a change to the Work by delivering Notice of the proposed change along with a description of the changes full effect on the Work to the Village; provided, such requested change shall not be deemed accepted until the Village has delivered to the Contractor Notice of the same. Prior to approving a proposed change to the Work by the Contractor, the Village may request such additional documentation as it deems necessary to investigate the proposed change. The Contractor shall be responsible for informing all its employees and subcontractors of any changes to the Work, whether such change is requested by the Contractor or the Village.

ARTICLE XIV – NOTICE OF STARTING WORK

The Contractor shall provide Notice to the Village prior to the Contractor, or its employees or subcontractors, starting the Work or any phase of the Work.

ARTICLE XV – SEQUENCE OF THE WORK

The Director of Golf Operations shall have the power to direct the order and sequence of the Work. On any major portion of the Work, all accessories shall be set coincident with the main construction. Payment for major portions of the Work may be withheld until proper completion of accessories.

ARTICLE XVI – SUPERVISION

The Director of Golf Operations shall have override power to superintend and direct the Work, and the Contractor shall perform all of the Work herein specified to the satisfaction, approval and acceptance of the Director of Golf Operations. The Contractor shall have at all times a competent foreman or superintendent at the Work's site, who shall have full authority to act for the Contractor and to receive and execute orders from the Director of Golf Operations, and any instructions given to such superintendent or person, executing work for the Contractor, shall be binding on the Contractor as though it was personally given to the Contractor.

ARTICLE XVII – STANDARD OF WORK AND WORKERS

The Contractor shall employ competent staff and shall discharge, at the request of the Director of Golf Operations, any incompetent, unfaithful, abusive or disorderly workers in its employ. Where experts or skilled workers must be employed, only expert or skilled workers shall be employed.

ARTICLE XVIII – CONDITIONS OF THE WORK SITE

The Contractor shall provide and maintain such sanitary accommodations for the use of its employees as may be necessary to comply with the State and local Board of Health requirements. Public nuisances will not be permitted. The Contractor shall leave said Work's site(s) in the best possible condition to the complete satisfaction of the Director of Golf Operations. No vehicles of any kind shall be placed, parked, or operated upon any grass areas at any time except as authorized by the Director of Golf Operations or his authorized representative. Further, the Contractor shall exercise every precaution for the protection of all persons and all property. The safety provisions of all-applicable laws and ordinances shall be strictly observed. Any practice hazardous in the opinion of the Director of Golf Operations or his authorized representatives shall be immediately discontinued by the Contractor upon his receipt of instructions from the Director of Golf Operations or his authorized representative. To the maximum extent permitted by law, the Contractor shall be responsible for all safety-related matters.

ARTICLE XIX – RESERVED

ARTICLE XX – ACCIDENTS

In the event of any accident of any kind that involves the general public or property of the Village or a third party, the Contractor shall immediately notify the Director of Golf Operations by phone as well as provide Notice of the same. The Notice shall include a full accounting of all details of the accident. The Contractor shall furnish the Village with copies of all reports of such accidents at the same time that the reports are forwarded to any other interested parties.

ARTICLE XXI – NO ASSIGNMENT

If the Contractor sublets or assigns any part of the Work, then the Contractor shall not under any circumstances be relieved of its liabilities hereunder. All transactions of the Village shall be with the Contractor. Subcontractors shall be recognized only in the capacity of employees or workmen and shall be subject to the same requirements as to character and competence. The Contractor shall not assign, transfer, convey, sell or otherwise dispose of the whole or any part of this Contract to any person, firm or corporation without written consent of the Director of Golf Operations or his authorized representative.

ARTICLE XXII – DEFAULT

The following shall constitute a default an "**Event of Default**" by the Contractor under this Contract:

A. If the Contractor shall fail to strictly observe or perform one or more of the terms, conditions, covenants and agreements of this Contract;

B. If there shall be placed on any property owned by the Village any mechanics', materialmens' or suppliers' lien;

C. If there shall be instituted any proceeding against the Contractor seeking liquidation, dissolution or similar relief and the same shall not be dismissed within forty-five (45) calendar days;

D. If there shall be appointed any trustee, receiver or liquidator of the Contractor and such appointment shall not have been vacated within forty-five (45) calendar days; and

E. If the Contractor fails to maintain or obtain any and all permits, licenses and the like, if any, required by the Village, State or Federal governments for the Work.

Upon any Event of Default the Village shall have the option of (**i**)Terminating for Breach of Contract (see ARTICLE V – CONTRACT TIME) ; (**ii**) pursuing any remedy available to it at law or in equity; or (**iii**) pursuing both simultaneously. In addition, upon an Event of Default, the Village may withhold payments due to the Contractor until it has hired a replacement of the Contractor and deducted all costs of hiring a replacement.

ARTICLE XXIII – DELAYS

The Contractor shall not be liable in damages for delays in performance when such delay is the result of fire, flood, strike, acts of God, or by any other circumstances which are beyond the control of the Contractor; provided, however, under such circumstances the Village may, at its option, cancel the Contract.

ARTICLE XXIV – COMPLIANCE WITH LAWS

The Contractor shall comply with all applicable laws, regulations and rules promulgated by any federal, state, local, or other governmental authority or regulatory body pertaining to all aspects of the Work, now in effect, or which may become in effect during the performance of the Work. The scope of the laws, regulations, and rules referred to in this paragraph includes, but is in no way limited to, the Illinois Human Rights Act, Illinois Equal Pay Act of 2003, Occupational Safety & Health Act along with the standards and regulations promulgated pursuant thereto (including but not limited to those safety requirements involving work on elevated platforms), all forms of traffic regulations, public utility, Interstate and Intrastate Commerce Commission regulations, Workers' Compensation Laws, Public Construction Bond Act, Public Works Preference Act, Employment of Illinois Workers on Public Works Act, USA Security Act, federal Social Security Act (and any of its titles), and any other law, rule or regulation of the Illinois Department of Labor, Department of Transportation, Illinois Environmental Protection Act, Illinois Department of Natural Resources, Illinois Department of Human Rights, Human Rights Commission, EEOC, and the Village of Buffalo Grove. Notwithstanding the following, the Contractor shall particularly note that:

A. NO DISCRIMINATION – The Contractor shall comply with the provisions of the Illinois Public Works Employment Discrimination Act and the Illinois Human Rights Act/Equal Opportunity Clause which, pursuant to Illinois law, are deemed to be part of this Contract.

B. FREEDOM OF INFORMATION - The Contractor agrees to furnish all documentation related to the Contract, the Work and any documentation related to the Village required under an Illinois Freedom of Information Act (ILCS 140/1 et. seq.) ("**FOIA**") request within five (5) calendar days after the Village issues Notice of such request to the Contractor. The Contractor agrees to defend, indemnify and hold harmless the Village, and agrees to pay all reasonable costs connected therewith (including, but not limited to attorney's and witness fees, filing fees and any other expenses) for the Village to defend any and all causes, actions, causes of action, disputes, prosecutions, or conflicts arising from Contractor's actual or alleged violation of FOIA or the Contractor's failure to furnish all documentation related to a FOIA request within five (5) calendar days after Notice from the Village for the same. Furthermore, should the Contractor request that the Village utilize a lawful exemption under FOIA in relation to any FOIA request thereby denying that request, Contractor agrees to pay all costs connected therewith (such as attorneys' and witness fees, filing fees and any other expenses) to defend the denial of the request. This defense shall include, but not be limited to, any challenged or appealed denials of FOIA requests to either the Illinois Attorney General or a court of competent jurisdiction.

C. ILLINOIS WORKERS ON PUBLIC WORKS ACT - To the extent applicable, the Contractor shall comply with the Illinois Workers on Public Works Act, 30 ILCS 570/1 et seq., and shall provide to the Village any supporting documentation necessary to show such compliance.

D. NOT A BLOCKED PERSON - The Contractor affirms and covenants that neither the Contractor nor any individual employed by the Contractor for this Work or under this Contract is a person forbidden from doing business with a unit of local government under Executive Order No. 13224 (Sept 23, 2001), 66 Fed.Reg. 49,079 (Sept 23, 2001) or is a person registered on the Specially Designated Nationals and Blocked Persons List. The Contractor shall indemnify the Village from all costs associated with failure to comply with this paragraph.

E. SUBSTANCE ABUSE PREVENTION ON PUBLIC WORKS ACT - The Contractor knows, understands and acknowledges its obligations under the Substance Abuse Prevention on Public Works Act (820 ILCS 265/1 et seq.), and shall comply and require all subcontractors and lower tiered contractors to comply with the requirements and provisions thereof.

ARTICLE XXV – NO WAIVER OF RIGHTS

A waiver by the Village of any Event of Default or any term of provision of this Contract shall not be a waiver of the same Event of Default, another Event of Default or any other term or provision of this Contract.

ARTICLE XXVI – CONTROLLING LAW AND VENUE

This Contract is entered into in the State of Illinois, for work to be performed in the State of Illinois and shall be governed by and construed in accordance with the laws of the State of Illinois. Any legal matters or dispute shall be resolved in the Circuit Court of Cook County and the Parties hereby submit to the jurisdiction of such Circuit Court. This Contract shall be construed without regard to any presumption or other rule requiring construction against the Party causing the Contract to be drafted.

ARTICLE XXVII – MISCELLANEOUS

A. **AMENDMENT** – This Contract may be amended only in writing executed by both Parties.

B. **NO RECORDING** – This Contract, or a memorandum thereof, may not be recorded in any form by either Party. If either Party records this Contract, or a memorandum thereof, they shall immediately file a release of the same.

C. **COUNTERPARTS** – This Contract may be executed by the Parties in any number of counterparts, each of which shall be deemed an original, but all of which together shall constitute an original instrument.

D. **SECTION HEADINGS** – The headings in the Contract are intended for convenience only and shall not be taken into consideration in any construction or interpretation of the Contract.

E. **NO THIRD-PARTY BENEFICIARIES** – This Contract does not confer any rights or benefits on any third party.

F. **BINDING EFFECT** – This Contract shall be binding and inure to the benefit of the Parties hereto, their respective legal representatives, heirs and successors-in-interest.

G. **ENTIRE AGREEMENT** – This Contract supersedes all prior agreements and understandings and constitutes the entire understanding between the Parties relating to the subject matter hereof.

H. **SEVERABILITY** - If any term, condition or provision of the Contract is adjudicated invalid or unenforceable, the remainder of the Contract shall not be affected and shall remain in full force and effect, to the fullest extent permitted by law.

I. **TORT IMMUNITY DEFENSES** - Nothing contained in this Contract is intended to constitute nor shall constitute a waiver of the rights, defenses, and immunities provided or available to the Village under the Local Governmental and Governmental Employees Tort Immunity Act, 745 ILCS 10 *et seq*.

J. **CALENDAR DAYS AND TIME** - Unless otherwise provided in this Contract, any reference in this Contract to "day" or "days" shall mean calendar days and not business days. If the date for giving of any notice required to be given, or the performance of any obligation, under this Contract falls on a Saturday, Sunday or federal holiday, then the notice or obligation may be given or performed on the next business day after that Saturday, Sunday or federal holiday.

IN WITNESS WHEREOF, the Parties hereto have caused the Contract to be executed as of the Effective Date.

Village of Buffalo Grove,	**Company**
By:_____	By:_____
Name: Dane Bragg	Name: _____
Title: Village Manager	Title: _____

CONTRACT EXHIBIT A- DESCRIPTION OF THE WORK

Golf Course Maintenance Services

PROPOSAL SPECIFICATIONS

Maintenance Standards

1) Greens and Practice Putting Greens:

A. Mowing: Greens and practice putting greens shall be mowed on a daily basis or with a frequency according to the weather. Approximate mowing heights and dates:

Arboretum:

Opening Day to April 25	0.150
April 26 to October 15	0.120
October 16 to Closing Day	0.140

Green speed should average a minimum 10.0 feet with a stimpmeter reading from April 26 to October 15.

Buffalo Grove Golf Course:

Opening Day to April 25	0.150
April 26 to October 15	0.125
October 16 to Closing Day	0.140

Green speed should average a minimum 10.0 feet with a stimpmeter reading from April 26 to October 15.

B. Top-dress all greens and practice greens at least twice per season and as needed to maintain a smooth surface.

C. Fertilization: All greens and practice putting greens shall be fertilized in order to maintain color and growth.

D. Weed Control: All greens and practice greens shall be maintained to minimize foreign grasses and weeds.

E. Aerification: All greens and practice greens shall be aerified as required by wear factors and/or weather but not less than once per season.

F. Hole Location: The hole locations will be changed in a daily rotation that will divide the green into 3 sections and will vary the pattern to attain the least amount of wear to the green. The frequency of cup changing may vary due to weather and amount of play.

G. Rolling: Greens should be rolled a minimum of 3 times per week. Rolling can be substituted for mowing if approved by the Director of Golf or designee.

H. Approaches: The putting green approaches will be maintained to practice putting green specifications as listed above with the exception of the mowing height, which will be at approximately 0.45 inch throughout the growing season.

Attachment: Golf Course Maintenance Contract (O-2023-15 : Golf Course Maintenance Services)

2) Tees (all areas used for tee surfaces not including Driving Range Tee):

A. Mowing: Tees shall be mowed 3 times weekly or as determined by growth and/or weather. The mowing height will be approximately 0.40 inch at the Arboretum and 0.70 inch at the Buffalo Grove Golf Course.
B. Top-dress: All tees shall be top-dressed as necessary to fill divots and level tee surfaces.
C. Weed Control: All tees shall be maintained to minimize foreign grasses and weeds.
D. Fertilization: All tees shall be fertilized in order to maintain growth and color.
E. Aerification: All tees shall be aerified as required by wear factors and/or weather one time per year.
F. Divots: Divots shall be filled twice per week for all par 3 tees, and once per week for all other tees. Buckets with a mixture of loam(seed shall be placed at all par 3 holes with a suitable scoop for filling divots. Bare areas of tees will be sodded. Tee markers shall be moved on a daily basis to reduce wear, lengthen or shorten the hole, or to compensate for unfavorable weather conditions.
G. Range tee divots will be filled weekly with seed and divot mix. Contractor will supply a maximum of 8 bags of seed for the purpose of filling divots and a maximum of (2) loads of Divot mix (sand and organic material) to maintain the Range Tee. If additional quantities of seed and/or divot mix are necessary, those costs will be the responsibility of the Village. Village staff will be responsible for the daily set-up of the range tee.

3) Fairways:

A. Mowing: Fairways shall be mowed 3 times weekly or as determined by growth and/or weather. Approximate mowing heights and dates:

Arboretum:

Opening Day to Closing Day	0.45 inch

Buffalo Grove Golf Course:

Opening Day to March 31	1.0 inch
April 1 to November 1	0.75 inch
November 2 to Closing Day	1.0 inch

B. Mowing Directions: Mowing directions will be alternated to avoid grain development.
C. Aerification: All fairways shall be aerified as required by wear factors and/or weather. The Contractor may use solid tine aerification as a substitute for core aeration to accomplish this process. Fairways will be aerified at a minimum of once per season at The Arboretum Club and as needed at the Buffalo Grove GC.
D. Weed Control: All fairways shall be maintained to minimize foreign grasses and weeds.
E. Fairway Collars: The mowing height will be approximately 1.25" inch. One pass with the mower will be made around the fairway portion of the collar and 1 pass around the green portion of the collar. In areas between the bunkers and the collars, a narrower pass may be made to accommodate this narrow passage.

4) Irrigation (all equipment required to irrigate greens, tees and fairways):

A. The golf course shall be irrigated as necessary to support proper growth of the golf course.
B. Winterization: The Contractor shall winterize the system using compressed air. The system shall be blown out in such a manner to ensure that all water is evacuated from the system. Isolation valves as needed to prevent water from re-entering pipes already winterized. All drains shall be opened for water to drain out and re-closed for the winter. The Contractor will be responsible for all repairs and replacement to irrigation equipment due to improper winterization.
C. Contractor will be responsible for the management of start-up and maintenance of the irrigation system and pump station. Replacement Parts for the irrigation system will be the responsibility of The Village. Irrigation Pump Station and repairs. Costs to repair or replace pumps, valves, field controllers, central irrigation controls (computer and software updates), and/or electrical panels will be the sole responsibility of The Village. Repair costs associated to damage of the irrigation system through acts of vandalism or acts of nature are the responsibility of The Village.

5) Edging:

A. All edges of sidewalks, patios, and cart paths must be kept. Edging of valve boxes, meter boxes, etc., shall be done as needed to make sure that there is no obstruction of play from growth in these areas.

6) Sand Traps:

A. All sand traps shall be edged as necessary to maintain a neat lip, raked, and tilled at the beginning of each season in order to prepare for play. An approximate 1-inch lip will be maintained around the edge of the bunker from the top of the sand to the soil line. Contractor shall supply two (2) truckloads of bunker sand per year. Any additional sand needed will be the responsibility of the Village.
B. All sand traps at the Arboretum Golf Course will be raked 5 to 6 times per week.
C. All sand traps at the Buffalo Grove Golf Course will be raked 4 to 5 times per week.

7) Trash and Debris Removal:

A. Trash and debris removal is the responsibility of the contractor and shall be taken care of on a daily basis.
B. Landscape waste including, but not limited to grass, shrubbery cuttings, leaves, tree limbs, brush, and anything resulting from the "Work" shall be the responsibility of the contractor for proper disposal.

8) Animal Control:

A. Animal control is necessary in order to prevent wild animals from coming and damaging the golf course property. Contractor cannot be held responsible for the damage from geese, deer, muskrats, or any other animal. Contractor will work with The Village to provide solutions in eliminating the potential for damage to the course and associated grounds.

9) Equipment:

A. All equipment shall be maintained by the Contractor in accordance with manufacturer's schedules and recommendations. All equipment must be maintained in an efficient state, in efficient order, and in good repair.
B. Equipment Storage: All equipment proposed to be used for golf course maintenance must be stored at the designated equipment facility at each course. At the termination of the contract the Contractor shall have 30 calendar days to remove all maintenance equipment. Shall in no case equipment storage impede operations of the golf course.

10) Material:

A. General: The Contractor will be responsible for providing all materials, including, but not limited to, such items as sprays, forestry equipment, sod, grass seed, loam, fertilizers, gravel, herbicides, fungicides, testing kits, etc., as needed for the maintenance of each golf course. The Contractor will be responsible for proper storage of all chemicals in accordance with all applicable laws and regulations, including, without limitation, the State of Illinois and OSHA regulations.
B. Markers and golf equipment: The Contractor will not provide for the purchase of baskets, ball washers, pins and flags, cups, and tee blocks. The Contractor would continue to repair, clean and paint these items, but the replacement costs of these items would be the VILLAGE'S responsibility.
C. Golf course markings: Golf course markings such as, water hazards, out-of-bounds, ground under repair, shall be done by VILLAGE personnel. Hazard stakes and out-of-bounds poles shall be maintained by the Contractor.

11) Pesticides:

A. At least one worker and one supervisor shall be required to have an Illinois Pesticide Applicators license and be experienced in the use of pesticides on golf courses. Workers shall also have experience with fertilizer applications and general knowledge of types of fertilizer available. All treatments shall be made under the direction of the Golf Course Superintendent. The Contractor shall be required to keep records of all applications made to the golf courses.

12) Snow Removal :

A. The Contractor agrees to provide parking lot snow removal services using ½ or 1-ton pickups at the Buffalo Grove Golf Course and at the Arboretum Golf Course up to 40 inches of snow. Anything above 40 inches of snow will be an agreed upon rate in the schedule of prices.
B. Snow plowing operations will begin when 1" of snow has accumulated and continue until the parking lots and drives are cleared of all snow. The Village will perform deicing activities to the parking lots and drives.
C. The Contractor shall remove snow/ice from all walks, ramps, and steps out to the parking lots to ensure clear access from the parking lots to the Club House facilities at both courses.
D. Snow shoveling operations will begin when approximately. ½" of snow has accumulated and will continue until all snow is cleared from interior walks of the Arboretum Golf Course and the Buffalo Grove Golf Course. The contractor is responsible for performing deicing activities on these walks.
E. Measurement of snowfall for purposes of payment shall be accepted to mean the reported snowfall by the National Weather Service at O'Hare Airport.
F. Snow removal from municipal sidewalks that abut the Arboretum Golf Course, and the Buffalo Grove Golf Course shall not be included in this Contract.

13) Exclusions

It is understood that the Contractor cannot plan for unforeseen events that the Contractor would consider outside the normal daily maintenance of the golf course grounds. While the Contractor understands that parts of the course(s) will flood, it is also anticipated that this type of flooding will cause no permanent damage to the course that will require significant repairs and related activity required to get the course(s) back in play. Contractor assumes no responsibility for problems or damage due to:

1. Natural Disasters (i. e. tornadoes, windstorms, or catastrophic flooding*)
2. Municipal or private utility interruptions or failures
3. Acts of War or Terrorism
4. Acts of Vandalism to the golf course grounds or buildings

*Catastrophic flooding is defined as flooding that inflicts permanent damage to the course or structures caused by erosion, excessive debris deposited on the course or standing water caused by the inability for water to recede that causes death or injury to turf and plants.

14) Schedule

Routine course maintenance is expected to take place between the hours of:

Weekdays 5:30 a.m. – 2:00 p.m. (Monday – Friday)

Weekends 5:00 a.m. – 8:00 a.m. (Saturday – Sunday)

Snow removal is expected to take place on an as needed basis.

15) Definitions

Stimpmeter: The Stimpmeter is a device used to measure the speed of a golf course putting green by applying a known force to a golf ball and measuring the distance traveled in feet. When referred to as a "stimp speed", public courses traditionally have greens rolling at a 10.0 when using a Stimpmeter.

Top Dress: To apply material to (as land or a road) without working it in. In most cases, the golf course is Top Dressed with sand (dry) once the area is aerified to alleviate root compaction. The sand works its way into the soil/root structure which helps with a healthy root recovery.

Fertilization: A practice of applying a fungicide, herbicide, or material to promote healthy growth of turf. This application is done on a monthly basis depending on conditions to prevent a weakened root structure of varieties of turf.

Weed Control: Usually done by spraying weed controlling chemicals to prevent the area of turf from being overtaken by weeds. This would include the spraying of fungicides, herbicides, and or pesticides depending on location and growing conditions.

Aerification: A process typically done twice a season that relieves soil compaction, it provides a method to improve the soil mixture around the highest part of a green's roots and it reduces or prevents the accumulation of excess thatch. The areas on a golf course that are traditionally aerated are the greens, tee boxes, as well as fairways.

CONTRACT EXHIBIT B- SCHEDULE OF PRICES

	2023	2024	2025
Arboretum	$755,008.00	$766,966.00	$778,500.00
Snow Removal	$5,200.00	$5,200.00	$5,200.00
Total	$ 760,208.00	$ 772,166.00	$ 783,700.00
BGGC	$421,079.00	$428,448.00	$434,874.00
Snow Removal	$3,900.00	$3,900.00	$3,900.00
Total	$ 424,979.00	$ 432,348.00	$ 438,774.00
Total for both courses.	**$1,185,187.00**	**$1,204,514.00**	**$1,222,474.00**
Golf maintenance service payments shall consist of 10 equal payments	Monthly Payments	Monthly Payments	Monthly Payments
Arbo x 10	$75,500.80	$76,696.60	$77,850.00
BGGC x 10	$42,107.90	$42,844.80	$43,487.40
The CONTRACTOR agrees to provide parking lot snow removal services at the Buffalo Grove Golf Course at $3,900.00 and at the Arboretum Golf Course at $5,200.00 per season up to 40 inches. Above 40 inches the Village will be billed $125.00 per inch for both Golf Courses.			

Attachment: Golf Course Maintenance Contract (O-2023-15 : Golf Course Maintenance Services)

CONTRACT EXHIBIT C- FORM OF PERFORMANCE AND PAYMENT BOND

Bond Number: _____

KNOW ALL MEN BY THESE PRESENTS, That _____ (the "**Principal**") and _____ _____ (the "**Surety**"), are held and firmly bound unto the Village of Buffalo Grove, an Illinois home-rule unit of government (the "**Village**"), the full and just sum of _____Dollars ($_____) in lawful money of the UNITED STATES OF AMERICA as herein provided.

THE CONDITION OF THIS OBLIGATION is such that the Principal and Surety agree to bind themselves, their successors, assigns, executors, heirs and administrators, jointly and severally, for the full and faithful performance of the Work as defined in that particular Golf Course Maintenance Services contract between Principal and the Village dated __ day of _____, 20__, (hereinafter referred to as the "**Contract**"), a copy of which is attached and incorporated by reference as though fully set forth herein.

NOW THE CONDITIONS OF THIS OBLIGATION ARE SUCH that if the said Principal (**i**) shall in all respects keep and perform all the undertakings, covenants, terms, conditions and agreements of the Contract; (**ii**) shall pay all sums of money due or to become due, for any labor, materials, apparatus, fixtures or equipment furnished for the Work provided in said Contract; and (**iii**) shall remove and replace any defects in workmanship or materials which may be apparent or may develop within the ARTICLE XIX – WARRANTY PERIOD of the Contract, then this obligation shall be null and void; otherwise it shall remain in full force and effect.

And the said Surety, for value received, hereby stipulates and agrees that no change, extension of time, alteration or addition to the terms of the Contract or the Work thereunder shall in any way affect its obligation on this Bond, and it does hereby waive notice of any such change, extension of time, alteration or addition to the terms of the Contract or to the Work.

IN WITNESS WHEREOF, we have hereunto set our hands and sea ___ day of _____, 20__.

SURETY	**PRINCIPAL**
By: _____	**By:** _____
Name: _____	**Name:** _____
Title: _____	**Title:** _____
ATTEST	**ATTEST**
By: _____	**By:** _____

NOTE: Date of Bond must not be prior to date of Contract.
If Contractor is Partnership, all partners should execute Bond.
IMPORTANT: Surety companies executing Bonds must appear on the Treasury Departments most current list (Circular 570 as amended) and be authorized to transact business in the state where the Work is located.

Attachment: Golf Course Maintenance Contract (O-2023-15 : Golf Course Maintenance Services)

Staffing Levels and Organizational Chart

Attachment: Golf Course Maintenance Contract (O-2023-15 : Golf Course Maintenance Services)

Ordinance No. O-2023-16 : Ordinance Authorizing a Construction Contract with National Power Rodding Corp.

Recommendation of Action

Staff recommends approval.

The 2023 Sewer Lining Project was bid on February 9, 2023 and the lowest responsible and responsive bidder was National Power Rodding Corp. Staff recommends approval of the contract to National Power Rodding Corp. in the amount of $203,221.63, pending review and approval by the Village Attorney.

ATTACHMENTS:

- Memo T Bragg_Award of Bid_2023 Sewer Lining (DOCX)
- ORD_2023 Sewer Lining Project Award (DOCX)
- BIDTAB Sewer Lining 2023 (PDF)
- 2023 Sewer Lining Bid Docs w Addendum (PDF)

Trustee Liaison
Smith

Staff Contact
Kyle Johnson, Engineering

Tuesday, February 21, 2023	

VILLAGE OF
BUFFALO GROVE

MEMORANDUM

DATE: February 15, 2023

TO: Dane Bragg, Village Manager

FROM: Kyle Johnson, Assistant Public Works Director

SUBJECT: 2023 Sewer Lining Project Award of Bid

Staff Recommendation

Staff recommends that the Village Board award the 2023 Sewer Lining Project contract to National Power Rodding Corp. at a price not to exceed $203,221.63 because the firm is the lowest qualified bidder for the work proposed. Due to the type and scope of the project, staff recommends a contingency fund be created and controlled by the Village in the amount of $18,474.69 (10.0% of the project cost). As bids came in below the engineers estimate, Engineering staff will consult with the Village Manager prior to exceeding the low bid price of $184,746.94. This project is entirely funded by Water/Sewer funds.

Background Information

The 2023 Sewer Lining Project was advertised for bids and opened on February 9th, 2023. The lowest, qualified bid was in the amount of $184,746.94 from National Power Rodding Corp. A contingency of 10% is being requested with this award bringing the total contract amount to $203,221.63. The project includes lining of sanitary sewers in various locations in both Cook and Lake Counties. Attached is a copy of the Tabulation of Bids for the project indicating the lowest, total qualified bid of $184,746.94 from National Power Rodding Corp.

Attachment: Memo T Bragg_Award of Bid_2023 Sewer Lining (O-2023-16 : 2023 Sewer Lining Project Award)

ORDINANCE 2023-____

AN ORDINANCE AUTHORIZING A CONSTRUCTION CONTRACT WITH NATIONAL POWER RODDING CORP.

WHEREAS, the Village of Buffalo Grove is a home rule unit pursuant to the Illinois Constitution of 1970; and

WHEREAS, the Village of Buffalo Grove seeks to enter into a Construction Contract with National Power Rodding Corp. for sanitary sewer lining along various Village streets in Cook and Lake County,

NOW THEREFORE, BE IT ORDAINED BY THE PRESIDENT AND BOARD OF TRUSTEES OF THE VILLAGE OF BUFFALO GROVE, COOK AND LAKE COUNTIES, ILLINOIS, as follows:

SECTION 1. The foregoing recitals are hereby adopted and incorporated and made a part of this Ordinance as if fully set forth herein.

SECTION 2. The Village Manager is authorized to enter into a Construction Contract with National Power Rodding Corp. for sanitary sewer lining along various Village streets in Cook and Lake County at a price not to exceed $203,221.63, subject to the review and approval of the Village Attorney.

SECTION 3. If any section, paragraph, clause or provision of this Ordinance shall be held invalid, the invalidity thereof shall not affect any other provision of this Ordinance.

SECTION 4. This Ordinance shall be in full force and effect from and after its passage and approval and shall not be codified.

AYES: _____
NAYES: _____
ABSENT: _____
PASSED: _____, 2023
APPROVED: _____, 2023

APPROVED:

_____
Beverly Sussman, Village President

ATTEST:

_____
Janet Sirabian, Village Clerk

Attachment: ORD_2023 Sewer Lining Project Award [Revision 1] (O-2023-16 : 2023 Sewer Lining Project Award)

Village of Buffalo Grove
Public Works Department

Tabulation

Bid Opening: February 9, 2023

Sewer Lining 2023

	Hoerr Construction, Inc. 1416 County Rd 200 N Goodfield, IL 61742 info@hoerr.com	Inliner Solutions, LLC 5031 W. 66th Street Bedford Park, IL 60638 jim.oban@puriscorp.com	**Apparent Low Bidder** National Power Rodding Corp 2500 W. Arthington Street Chicago, IL 60612 office@nationalpowerrodding.com	Insituform Technologies USA, LLC 580 Goddard Avenue Chesterfield, MO 63005 psordillo@aegion.com	Visu-Sewer of Illinois, LLC 9014 S. Thomas Ave. Bridgeview, IL 60455 twoods@visu-sewer.com
Bid Bond:	Yes	Yes	Yes	Yes	Yes
Signed Bid Form:	Yes	Yes	Yes	Yes	Yes
Signed Public Contract Statements:	Yes	Yes	Yes	Yes	Yes
2nd Year Option:	Yes	No	Yes	Yes	No
Addendum Receipt Acknowledgement:	Yes	Yes	Yes	Yes	Yes
Contract Modifications Requested	Yes (Extension & Public Contract Statement Language)	No	No	No	No
Base Bid					
Traffic Control Lump Sum	$2,500.00	$8,500.00	$15,000.00	$1,600.00	$60,000.00
8" Cured-In-Place Pipe 2,865 Feet	$146,115.00	$166,170.00	$110,302.50	$140,098.50	$148,980.00
10" Cured-In-Place Pipe 272 Feet	$15,232.00	$18,768.00	$11,089.44	$13,980.80	$19,856.00
12" Cured-In-Place Pipe 589 Feet	$29,450.00	$57,133.00	$33,573.00	$32,453.90	$51,832.00
Reinstatement of Service Laterals 36 Each	$3,600.00	$2,700.00	$7,200.00	$12,600.00	$3,600.00
Protruding Tap Removal 4 Each	$1,600.00	$1,700.00	$1,000.00	$1,000.00	$600.00
8" End Seals 32 Each	$6,560.00	$7,648.00	$4,800.00	$4,003.20	$4,992.00
10" End Seals 4 Each	$920.00	$1,080.00	$672.00	$556.00	$704.00
12" End Seals 6 Each	$1,500.00	$1,794.00	$1,110.00	$917.40	$1,170.00
Total Base Bid	**$207,477.00**	**$265,493.00**	**$184,746.94**	**$207,209.80**	**$291,734.00**
Alternate 1					
8" Cured-In-Place Pipe 995 Feet	$47,760.00	$70,645.00	$68,087.85	$54,924.00	$55,720.00
Reinstatement of Service Laterals 7 Each	$700.00	$525.00	$2,450.00	$2,450.00	$700.00
Protruding Tap Removal 1 Each	$400.00	$425.00	$250.00	$250.00	$150.00
8" End Seals 16 Each	$3,280.00	$3,824.00	$2,400.00	$2,001.60	$2,496.00
Total Alt 1 Bid	**$52,140.00**	**$75,419.00**	**$73,187.85**	**$59,625.60**	**$59,066.00**
Alternate 2					
8" Cured-In-Place Pipe 1,801 Feet	$67,537.50	$106,259.00	$86,448.00	$76,902.70	$82,846.00
12" Cured-In-Place Pipe 579 Feet	$24,028.50	$49,794.00	$45,162.00	$31,150.20	$30,108.00
Reinstatement of Service Laterals 65 Each	$6,500.00	$4,875.00	$26,000.00	$10,075.00	$6,500.00
Protruding Tap Removal 7 Each	$2,800.00	$2,975.00	$1,400.00	$1,750.00	$1,050.00
8" End Seals 22 Each	$4,510.00	$5,258.00	$3,300.00	$2,772.00	$3,432.00
12" End Seals 6 Each	$1,500.00	$1,794.00	$1,110.00	$924.00	$1,170.00
Total Alt 2 Bid	**$106,876.00**	**$170,955.00**	**$163,420.00**	**$123,573.90**	**$125,106.00**
Alternate 3					
12" Cured-In-Place Pipe (storm sewer) 185 Feet	$13,690.00	$21,830.00	$14,430.00	$14,763.00	$18,500.00
15" Cured-In-Place Pipe (storm sewer) 460 Feet	$25,760.00	$51,980.00	$37,720.00	$26,726.00	$51,520.00
Reinstatement of Service Laterals 2 Each	$200.00	$150.00	$1,000.00	$700.00	$200.00
12" End Seals 4 Each	$1,000.00	$1,196.00	$740.00	$615.60	$780.00
15" End Seals 6 Each	$1,710.00	$2,028.00	$1,254.00	$1,048.80	$1,326.00
Total Alt 3 Bid	**$42,360.00**	**$77,184.00**	**$55,144.00**	**$43,853.40**	**$72,326.00**
TOTAL BID WITH ALTERNATES	**$408,853.00**	**$589,051.00**	**$476,498.79**	**$434,262.70**	**$548,232.00**

Village of Buffalo Grove

Sewer Lining 2023

Bid and Contract Documents

Attachment: 2023 Sewer Lining Bid Docs w Addendum (O-2023-16 : 2023 Sewer Lining Project Award)

TABLE OF CONTENTS

INVITATION TO BID 2
INSTRUCTIONS TO BIDDERS 3
EXHIBIT A - PUBLIC CONTRACT STATEMENT 6
EXHIBIT B - SCHEDULE OF PRICES 7
EXHIBIT C – REFERENCE LIST 11
DESCRIPTION OF WORK 12
BID SPECIFICATIONS 12
APPENDIX A 30
APPENDIX B 31
SEWER LINING 2023 CONTRACT 1
CONTRACT EXHIBIT A- Description of the Work 12
CONTRACT EXHIBIT B- Schedule of Prices 13
CONTRACT EXHIBIT C- FORM OF PERFORMANCE and PAYMENT BOND 14

Attachment: 2023 Sewer Lining Bid Docs w Addendum (O-2023-16 : 2023 Sewer Lining Project Award)

INVITATION TO BID

Sewer Lining 2023

The following request for bid involves sanitary sewer lining of approximately 3,726 linear feet of sanitary sewers in various sizes of cured-in-place lining (CIPP) and associated work. It also includes bids for alternates involving sanitary sewer lining of approximately 3,375 linear feet of sanitary sewers in various sizes of cured-in-place lining (CIPP) and associated work. All proposed work is within the Village of Buffalo Grove, Illinois, as herein specified and directed by the Deputy Director of Public Works Operations, Department of Public Works, 51 Raupp Boulevard, Buffalo Grove, Illinois, 60089.

For information on how to receive a copy of the Bid Package and any addenda contact the Office of the Purchasing Manager at 847-459-2500 or visit the Village of Buffalo Grove procurement website at https://www.vbg.org/bids

TIMELINE

Wednesday, February 1, 2023 at 11:30 am	Due date for all questions regarding the Work ("Question Due Date")
Thursday, February 9, 2023 at 11:30 am	Bid Proposals due to the Village ("Bid Due Date")

Attachment: 2023 Sewer Lining Bid Docs w Addendum (O-2023-16 : 2023 Sewer Lining Project Award)

INSTRUCTIONS TO BIDDERS

QUESTIONS ON THE WORK

All comments, concerns and questions regarding the Work and these documents shall be addressed to the Village of Buffalo Grove Purchasing Manager via email at BGfinance@vbg.org with the subject line "Sewer Lining 2023". All comments, concerns and questions regarding the Work must be received by the 11:30 AM local time on the Question Due Date (defined above).

BID PROPOSAL DOCUMENTS

Each bidder must submit **copies** of the following documents (collectively, the "**Bid Proposal**"):

1. Executed and notarized Public Contract Statement set forth on **Exhibit A**;
2. Completed Schedule of Prices set forth on **Exhibit B**;
3. Completed Reference List set forth on **Exhibit C**;
4. A list of the requested changes to the Contract citing the specific Article within the Contract and the specific change requested.

BID SECURITY

Along with the Bid Proposal, each bidder must submit with its Bid Proposal a bank draft, cashier's check, certified check or bid bond equal to at least ten percent (10%) of the Total Contract Price, as set forth in their Schedule of Prices (the "**Bid Security**").

BID SUBMITTAL

All bid proposals must be submitted electronically through the Village's Vendor Registry online procurement system by the Bid Due Date on Thursday, February 9, 2023, 11:30 AM. Hard copy bids will not be accepted. All bids will be opened and read publicly via the Teams video conferencing platform https://bit.ly/3vGQkjk

In order to submit a bid proposal, bidders shall:

1. Go to www.vbg.org/bids
2. Select on the project description, 'Sewer Lining 2023'and click the large red button at the top.

3. Log in to your account and enter your total bid price. This will be the as read bid price.
4. Bid Submittal Documents shall be a single attachment as a .pdf document (up to 200 MB)

VoBG-2023-06 Bids for Village of Buffalo Grove, Illinois

Sewer Lining 2023

NO WITHDRAWAL OF BIDS

No Bid Proposal shall be withdrawn after the Bid Due Date without the consent of the Village for a period of ninety (90) calendar days after the Bid Due Date.

Attachment: 2023 Sewer Lining Bid Docs w Addendum (O-2023-16 : 2023 Sewer Lining Project Award)

QUALIFICATION OF BIDDERS

It is the intention of the Village to award the Work only to a bidder who furnishes satisfactory evidence that they have the requisite qualifications, capital, experience, facilities, and ability to complete the Work successfully, promptly, and within the time frame set forth in these documents.

The Village reserves the right to make such investigations as it deems necessary to determine the qualifications and ability of any bidder. To that extent, all bidders agree to furnish to the Village any information and data requested by the Village in its investigation. Failure of a bidder to provide any information or data requested by the Village in its investigation will be grounds to reject that bidder from consideration for the Work.

INSTRUCTIONS TO BIDDERS

1. Bidders must inform themselves of all the conditions under which the Work is to be performed including, but not limited to, and where applicable, the structural integrity of the building, the conditions of the ground, building codes. No extra compensation will be given to any bidder who fails to apprise themselves of the conditions under which the Work is to be performed.

2. All exceptions requested by a bidder to the Contract must be submitted with their Bid Proposal.

3. Bidders shall be responsible, at their own expense, for all permits, business licenses and other licenses which may be required to complete the Work and required by local, county, state, or federal government.

4. All bidders are prohibited from making any contact with the Village President, Trustees, or any other official or employee of the Village (collectively, "Municipal Personnel") with regard to the Project, other than in the manner and to the person(s) designated herein. The Village of Buffalo Grove Village Manager reserves the right to disqualify any bidder that is found to have contacted Municipal Personnel in any manner with regard to the Project. Additionally, if the Buffalo Grove Village Manager determines that the contact with Municipal Personnel was in violation of any provision of 720 ILCS 5/33E, the matter will be turned over to the State's Attorney for review and prosecution.

Attachment: 2023 Sewer Lining Bid Docs w Addendum (O-2023-16 : 2023 Sewer Lining Project Award)

RESERVATION OF RIGHTS

The Village reserves the following rights regarding the bidding process:

1. The right to accept the Bid Proposal that is, in the Village's sole judgment, the best and most favorable to the interests of the Village and the public.
2. To reject the lowest bidder.
3. The right to award the Bid in part or in whole or not award any portion of the bid, whatever is deemed to be in the best interest of the Village. The Village further reserves the right to award to multiple contractors and to reject any or all bids.
4. To accept and incorporate corrections, clarifications or modifications following the Bid Due Date when doing so would not, in the Village's opinion, prejudice the procurement process or create any improper advantage to any bidder.
5. To waive irregularities and informalities in the procurement process or in any Bid Proposal; provided, however, that the waiver of any prior defect or informality shall not be considered a waiver of any future or similar defects or informalities, and bidders shall not rely upon, or anticipate, such waivers in submitting their Bid Proposal.
6. To disqualify any bidder that is found to have contacted the Village's personnel in any manner with regard to the Work.
7. The right to approve or disapprove of any or all subcontractors, or insist on no subcontractors, in connection with any Bid Proposal.
8. Reject any subcontractor from working on the Work if they are not listed in the Bid Proposal.
9. The Village shall hold the Bid Security from the two (2) lowest bidders until the Contract is signed for the Work.
10. Disqualify any bidder who requests changes to the Contract when such changes were not submitted with their Bid Proposal.

Attachment: 2023 Sewer Lining Bid Docs w Addendum (O-2023-16 : 2023 Sewer Lining Project Award)

EXHIBIT A - PUBLIC CONTRACT STATEMENT

This Public Contract Statement (the "**Contract Statement**") has been executed by the below supplier, contractor or vendor (collectively the "**Contractor**") in order for the Village of Buffalo Grove to obtain certain information necessary prior to awarding a public contract. The Contract Statement shall be executed and notarized and submitted as part of the Bid Proposal.

CERTIFICATION OF CONTRACTOR/BIDDER

In order to comply with 720 Illinois Compiled Statutes 5/33 E-1 et seq., the Village of Buffalo Grove requires the following certification be acknowledged:

> The Contractor certifies that it is not barred from bidding or supplying any goods, services or construction let by the Village of Buffalo Grove with or without bid, due to any violation of either Section 5/33 E-3 or 5/33 E-4 of Article 33E, Public Contracts, of the Chapter 720 of the Illinois Compiled Statutes, as amended. This act relates to interference with public contracting, bid rigging and rotating, kickbacks, and bidding.

CERTIFICATION RELATIVE TO 65 ILCS 5/11-42.1.1

In order to comply with 65 Illinois Complied Statutes 5/11-42.1.1, the Village of Buffalo Grove requires the following certification:

> The Contractor does hereby swear and affirm that it is not delinquent in the payment of any tax administered by the Illinois Department of Revenue unless it is contesting such tax in accordance with the procedures established by the appropriate revenue act, its liability for the tax or the amount of the tax. The undersigned further understands that making a false statement herein: (1) is a Class A misdemeanor, and (2) voids the contract and allows the Village to recover all amounts paid to it under the contract.

CONFLICT OF INTEREST

The Village of Buffalo Grove Municipal Code requires the following verification relative to conflict of interest and compliance with general ethics requirements of the Village:

> The Contractor represents and warrants to the Village of Buffalo Grove as a term and condition of acceptance of their Bid Proposal that none of the following Village officials is either an officer or director of Contractor nor owns five percent (5%) or more of the Contractor: the Village President, the members of the Village Board of Trustees, the Village Clerk, the Village Treasurer, the members of the Zoning Board of Appeals and the Plan Commission, the Village Manager and his/her Assistant, or the heads of the various departments within the Village.

If the foregoing representation and warranty is inaccurate, state the name of the Village official who either is an officer or director of your business entity or owns five percent (5%) or more thereof:

_____.

IN WITNESS WHEREOF, the below Contractor has signed and sealed this Contract Statement as of this ____ day of _____, 20___.

_____
Print Name of Contractor

_____
Signature

_____
Print Title

Given under my hand and official seal, this _____ day of _____, 20___.

_____
Notary Public

Attachment: 2023 Sewer Lining Bid Docs w Addendum (O-2023-16 : 2023 Sewer Lining Project Award)

EXHIBIT B - SCHEDULE OF PRICES

Name of Bidder:

_____

Address of Bidder:

_____

City _____ State _____ Zip _____

Telephone _____

Email Address: _____

The Bidder declares, represents and warrants that it has read and agrees to abide by the terms, conditions and obligations set forth in the Invitation to Bid. In particular, the Bidder declares, represents and warrants that it has informed itself of all the conditions under which the Work is to be performed including, but not limited to, and where applicable, the conditions of the ground, and building codes. Bidder waives any right to additional compensation for failure to make itself aware of the afore-mentioned conditions.

Bidder further declares that if their Bid Proposal is accepted, that Bidder will enter into the Contract in the same form as set forth in the Bid and Contract Documents. However, Bidder may request changes to the Contract by submitting with this Schedule of Prices a list of requested changes to the Contract.

If this bid is accepted, and the undersigned fails to (**i**) contract as aforesaid, (**ii**) provide the Performance and Payment Bond required by the Contract, and (**iii**) provide all insurance required under the Contract within fifteen (15) calendar days after the date of the award of the Contract then the Village, at its option, may determine that the bidder has abandoned this Bid, and thereupon this Bid and the acceptance thereof shall be null and void, and such security accompanying this Bid shall be forfeited and shall be the property of the Village of Buffalo Grove not as penalty, but as liquidated damages.

BID SECURITY

Accompanying this Bid is a _____

in the amount of _____ Dollars

($_____).

Note: (a) Insert the words "Bank Draft", "Cashier's Check", "Certified Check" or "Bid Bond", as the case may be.

(b) Amount must be equal to at least ten percent (10%) of the Total Base Bid.

Attachment: 2023 Sewer Lining Bid Docs w Addendum (O-2023-16 : 2023 Sewer Lining Project Award)

EXHIBIT B - SCHEDULE OF PRICES (cont.)

Item	Item Description	Estimated Quantities	Unit Price	Extended Price
BASE BID				
1.	Traffic Control and Protection	1 Lump Sum		
2.	8" Cured-In-Place Pipe	2,865 LF		
3.	10" Cured-In-Place Pipe	272 LF		
4.	12" Cured-In-Place Pipe	589 LF		
5.	Reinstatement of Service Laterals	36 Each		
6.	Protruding Tap Removal	4 Each		
7.	8" End Seals	32 Each		
8.	10" End Seals	4 Each		
9.	12" End Seals	6 Each		
TOTAL BASE BID				
ALTERNATE BID 1				
A1-2.	8" Cured-In-Place Pipe	995 LF		
A1-3.	Reinstatement of Service Laterals	7 Each		
A1-4.	Protruding Tap Removal	1 Each		
A1-5.	8" End Seals	16 Each		
TOTAL ALTERNATE BID 1				
ALTERNATE BID 2				
A2-2.	8" Cured-In-Place Pipe	1,801 LF		
A2-3.	12" Cured-In-Place Pipe	579 LF		
A2-4.	Reinstatement of Service Laterals	65 Each		
A2-5.	Protruding Tap Removal	7 Each		
A2-6.	8" End Seals	22 Each		
A2-7	12" End Seals	6 Each		
TOTAL ALTERNATE BID 2				

Attachment: 2023 Sewer Lining Bid Docs w Addendum (O-2023-16 : 2023 Sewer Lining Project Award)

EXTENSION

Do you agree that escalating prices shall be no more than the Consumer Price Index for All Urban Consumers (CPI-U) in the Chicago area or 3% whichever is less., for a possible one (1) year extensions (please initial)?

Yes _____ No _____

Attachment: 2023 Sewer Lining Bid Docs w Addendum (O-2023-16 : 2023 Sewer Lining Project Award)

EXHIBIT B - SCHEDULE OF PRICES (cont.)

SUBCONTRACTOR LISTING

Bidder, to employ the following listed subcontractors for the following enumerated classes of work and is not to alter or add to such list without the written consent of the Village.

	SUBCONTRACTOR	CLASS OF WORK
1.	_____	_____
2.	_____	_____
3.	_____	_____
4.	_____	_____

ACKNOWLEDGEMENT OF ADDENDA

Acknowledgement of receipt of Addenda(s)_____(list each addendum number)

Attach each signed addendum, if any, to the bid packet as part of your submittal.

CONTRACTOR SIGNATURE and CONTACT INFORMATION

_____ Date

_____ Phone

_____ Legal Entity

_____ E-mail

_____ (Sign here)

_____ (Print Name)

Attachment: 2023 Sewer Lining Bid Docs w Addendum (O-2023-16 : 2023 Sewer Lining Project Award)

EXHIBIT C – REFERENCE LIST

Contact Name: _____

Municipality/Business: _____

Dates Employed: _____ to _____

Phone Number and E-mail address: _____

Contact Name: _____

Municipality/Business: _____

Dates Employed: _____ to _____

Phone Number and E-mail address: _____

Contact Name: _____

Municipality/Business: _____

Dates Employed: _____ to _____

Phone Number and E-mail address: _____

Contact Name: _____

Municipality/Business: _____

Dates Employed: _____ to _____

Phone Number and E-mail address: _____

Attachment: 2023 Sewer Lining Bid Docs w Addendum (O-2023-16 : 2023 Sewer Lining Project Award)

DESCRIPTION OF WORK

The work services, equipment, labor and/or materials below shall be collectively referred to as the "Work":

Work consists of sanitary sewer lining in various sizes of cured-in-place pipe lining (CIPP), rehabilitation and restoration of structural integrity of the existing sanitary pipes by the Inversion and Curing of a Resin Impregnated Tube process and all related and ancillary work. The work contained on this project is located within easements or right-of-ways within the Village. This work shall include preparatory cleaning, disposal of debris, bypass pumping, traffic control, and completion and submittal of inspection logs.

Care shall be taken when working at all locations. Contractor shall provide all traffic control and signs and barricades to protect their work sites at all times. All sites shall be kept clean with no disturbance caused to the surrounding private property areas.

The Contractor shall provide a project schedule taking into account weather conditions to minimize disruption of service to residents. Work under this contract will require coordination with other construction projects occurring in the same locations. This may require the Contractor to work on the weekends.

BID SPECIFICATIONS

1. MATERIALS & SERVICES TO BE PROVIDED BY THE VILLAGE
   A. Water and Water Meter

The Village shall furnish water for sewer cleaning at no cost to the contractor. Water shall be obtained only from hydrants designated by the Village Director of Public Works or his designee and only through a meter obtained from the Village. There is a refundable deposit required for each meter. Water is also available at the Public Service Center for no charge, 51 Raupp Boulevard, Buffalo Grove, IL 60089. Whenever the proposed work is within the vicinity of this hydrant, the contractor shall obtain water from this hydrant only as determined by the Director of Public Works or his designee.

The contractor shall keep track of water usage on a daily basis and shall provide water use records to the Village Public Works Director or his designee at the end of each week in which work occurs. The water meter shall only be used for the Village's projects and shall not be used by the contractor for outside work.

All fire hydrants shall remain available for use by emergency services in the event of a fire and shall not be obstructed by contractor vehicles or equipment. The contractor shall ensure that a vacuum break or RPZ backflow device is provided when obtaining water from Village hydrants.

Care must be taken to turn the hydrants on and off slowly so as not to damage the water system. Field use may be revoked if contractor does not follow this guideline. Any notice of damaged or faulty hydrants must be reported to the Department of Public Works.

Attachment: 2023 Sewer Lining Bid Docs w Addendum (O-2023-16 : 2023 Sewer Lining Project Award)

B. Sewer Atlases

The Village shall furnish the contractor with one (1) 11" x 17" copy of the storm and/or sanitary sewer atlas sheets including the areas to be televised. The atlas sheets shall represent the best available information regarding the storm and sanitary sewers within the inspection area. Atlases are also included in Appendix B of this document.

2. TECHNICAL SPECIFICATIONS

A. Design for Minimum CIPP Liner Thickness

Product, Manufacturer / Installer Qualification Requirements:

Since sewer products are intended to have a 50-year design life, and to minimize the Village's risk, only proven products with substantial successful long-term track records will be approved. All trenchless rehabilitation products and installers must be pre-approved prior to the formal opening of proposals.

Products and Installers seeking approval must meet all the following criteria to be deemed commercially acceptable:

i. For a Product to be considered Commercially Proven, a minimum of 1,000,000 linear feet or 4,000 manhole-to-manhole line sections of successful wastewater collection system installations in the U.S. must be documented to the satisfaction of the "Owner" to assure commercial viability.

ii. For a Contractor to be considered as Commercially Proven, the Contractor must satisfy all insurance, financial, and bonding requirements of the bid documents, and must have had at least 5 (five) years active experience in the commercial installation. In addition, the Contractor must have successfully installed at least 200,000 feet of the product bid in wastewater collection systems. **Acceptable documentation of these minimum installations must be submitted with the bid**.

iii. Sewer rehabilitation products submitted for approval must provide third party test results supporting the structural performance (short-term and long-term) of the product and such data shall be satisfactory to the Owner. Test samples shall be prepared to simulate installation methods and trauma of the product. No product will be approved without independent third-party testing verification.

iv. Both the rehabilitation manufacturing and installation processes shall operate under a quality management system which is third-party certified to ISO 9000 or other recognized organization standards. Proof of certification shall be required for approval.

v. Using steam to cure liners larger than 18-inch diameter will require prior approval by the Village. References must be provided to demonstrate the contractor's ability to successfully install the liners using this method.

Documentation for products and installers seeking pre-approved status must be submitted no less than two weeks prior to proposal due date to allow time for adequate consideration. The Village will advise of acceptance or rejection a minimum of three days prior to the due date. All required submittals must be satisfactory to the Village.

Attachment: 2023 Sewer Lining Bid Docs w Addendum (O-2023-16 : 2023 Sewer Lining Project Award)

B. Materials

i. Tube - The sewn Tube shall consist of one or more layers of absorbent non-woven felt fabric and meet the requirements of ASTM F1216, Section 5.1. The tube shall be constructed to withstand installation pressures, have sufficient strength to bridge missing pipe, and stretch to fit irregular pipe sections. Additional requirements for the Tube include:

a. The wet-out Tube shall have a relatively uniform thickness that when compressed at installation pressures will equal or exceed the calculated minimum design thickness.

b. The Tube shall be manufactured to a size that when installed will tightly fit the internal circumference and length of the original pipe. Allowance shall be made for circumferential stretching during inversion. Overlapped layers of felt in longitudinal seams that cause lumps in the final product shall not be utilized.

c. The outside layer of the Tube shall be coated with an impermeable, flexible membrane that will contain the resin and all the resin impregnation (wet out) procedure to be monitored.

d. The Tube shall be homogeneous across the entire wall thickness containing no intermediate or encapsulated elastomeric layers. No material shall be included in the Tube that may cause delamination in the cured CIPP. No dry or unsaturated layers shall be evident.

e. The wall color of the interior pipe surface of CIPP after installation shall be a relatively light reflective color so that a clear detailed examination with closed circuit television inspection equipment may be made.

f. Seams in the Tube shall be stronger than the non-seamed felt material.

g. The Tube shall be marked for distance at regular intervals along its entire length, not to exceed 5 ft. Such markings shall include the Manufacturer's name or identifying symbol. The tubes must be manufactured in the USA.

ii. Resin - The resin system shall be a corrosion resistant polyester, vinyl ester, or epoxy system including all required catalysts, initiators, or hardeners that when cured within the tube create a composite that satisfies the requirements of ASTM F1216, the physical properties herein, and those which are to be utilized in the design of the CIPP for this project. The resin shall produce a CIPP that will comply with the structural and chemical resistance requirements of this specification.

C. Structural Requirements

i. The CIPP shall be designed as per ASTM F1216. The CIPP design shall assume no bonding to the original pipe wall. The liner should be designed using 5% ovality and groundwater level at the surface.

ii. The Contractor must have performed long-term testing for flexural creep of the CIPP pipe material installed by his Company. Such testing results are to be used to determine the long-term, time dependent flexural modulus to be utilized in the product design. This is a performance test of the materials (Tube and Resin) and general workmanship of the installation and curing. A percentage of the instantaneous flexural modulus value (as measured by ASTM 0790 testing) will be used in design calculations for external buckling. The percentage, or the long-term creep retention value utilized, will be verified by this testing. Retention values exceeding 50% of the short-term test results shall not be applied unless substantiated by

Attachment: 2023 Sewer Lining Bid Docs w Addendum (O-2023-16 : 2023 Sewer Lining Project Award)

qualified third party test data to the Owner's satisfaction. The materials utilized for the contracted project shall be of a quality equal to or better than the materials used in the long-term test with respect to the initial flexural modulus used in the CIPP design.

iii. The Enhancement Factor 'K' to be used in 'Partially Deteriorated' Design conditions shall be assigned a value of 7. Application of Enhancement (K) Factors in excess of 7 shall be substantiated through independent test data to the satisfaction of the Owner.

The layers of the cured CIPP shall be uniformly bonded. It shall not be possible to separate any two layers with a probe or point of a knife blade so that the layers separate cleanly, or the probe or knife blade moves freely between the layers. If the layers separate during field sample testing, new samples will be required to be obtained from the installed pipe. Any reoccurrence may cause rejection of the work.

The following are the minimum nominal required CIPP (resin liner) thicknesses:

iv. Existing sanitary and storm sewer pipe diameter six (6), eight (8), nine (9), ten (10) and (12) inch pipe- minimum nominal liner thickness six (6.0) millimeter.

v. Existing sanitary and storm sewer pipe diameter fifteen (15) inch to eighteen (18) inch pipe- minimum nominal liner thickness seven and one half (7 .5) millimeter.

vi. Existing sanitary sewer pipe diameter twenty-four (24) inch - minimum nominal liner thickness ten and one half (10.5) millimeter.

The Contractor shall calculate and verify the above referenced liner thickness requirements based on the fully deteriorated host pipe condition with a safety factor of two (2) as indicated in ASTM F 1216 design considerations. The existing pipe shall not be considered as providing any structural support to the liner pipe. In the liner thickness calculations, the enhancement factor (K) shall not be greater than 7.0, the minimum safety factor shall be 2.0, and the flexural modulus of elasticity shall be reduced 50% to account for long term effects and used in the design equation E_L. Actual values of pipe ovality and depth shall be used whenever possible. If ovality cannot be obtained, the minimum ovality of the host pipe shall be 5 percent. No liner will be approved for installation until liner thickness calculations have been submitted and reviewed for conformance with the specifications and installation requirements.

Only if the calculated liner thickness exceeds the above referenced requirements the Contractor shall notify the Village and a determination shall be made as to which liner thickness shall control.

D. Testing Requirements

i. Chemical Resistance - The CIPP shall meet the chemical resistance requirements of ASTM F1216. CIPP samples for testing shall be of tube and resin system similar to that proposed for actual construction. It is required that CIPP samples with and without plastic coating meet these chemical-testing requirements.

ii. Hydraulic Capacity - Overall, the hydraulic cross-section shall be maintained as large as possible. The CIPP shall have a minimum of the full flow capacity of the original pipe before rehabilitation. Calculated capacities may be derived using a commonly accepted roughness coefficient for the existing pipe material taking into consideration its age and condition.

Attachment: 2023 Sewer Lining Bid Docs w Addendum (O-2023-16 : 2023 Sewer Lining Project Award)

iii. CIPP Field Samples - When requested by the respective Owner, the Contractor shall submit test results from field installations in the USA of the same resin system and tube materials as proposed for the actual installation. These test results must verify that the CIPP physical properties specified herein have been achieved in previous field applications. Samples for this project shall be made and tested as Follows:

CIPP samples shall be prepared for each installation designated by the Owner or approximately 20% of the project's installations. Pipe physical properties will be tested in accordance with ASTM, using either sampling method proposed. The flexural properties must meet or exceed the values listed in Table 1 of ASTM F1216 or the values submitted to the Owner by the Contractor for this project's CIPP wall design, whichever is greater.

E. End Seals

End Seals will be LMK's Insignia™ Hydrophilic End Seal Sleeve or approved equal. Installation will be in accordance with manufacturer methods.

F. Required Submittals

Submit to the Village for approval product data and catalogue cuts for all materials used in the installation of the CIPP, prior to ordering of material. Submittals shall contain:

i. Date of submittal and dates of previous submittals.
ii. Project title and number.
iii. Contract identification.
iv. Names of:
    a. Contractor
    b. Supplier
    c. Manufacturer
v. Identification of product, with identification numbers, and drawing and specification section numbers.
vi. Field dimensions clearly identified.
vii. Identify details required on drawings and in specifications.
viii. Show manufacturer and model number, give dimensions, and provide clearances.
ix. Relation to adjacent or critical features of work or materials.
x. Applicable standards, such as ASTM or Federal Specification numbers.
xi. Identification of deviations from Contract Documents.
xii. Identification of revisions on resubmittals.
xiii. Eight-inch by 3-inch blank space for Contractor and Owner stamps.
xiv. Contractor's stamp, signed, certifying to review of submittal, verification or products, field measurement, field construction criteria, and coordination of information within submittal with requirements of work and Contract Documents.

All the above noted submittal process is incidental to work performed.

Attachment: 2023 Sewer Lining Bid Docs w Addendum (O-2023-16 : 2023 Sewer Lining Project Award)

G. Sequence of Operations

The contractor shall coordinate his work in a manner that will cause as little inconvenience to traffic as possible. The Contractor shall work closely with Village Officials, Fire, Police Departments and other Contractors in coordinating interruption to normal traffic and parking facilities, access to homes and businesses, and inconvenience to the public.

The proposed work sequence for the Contractor follows:

i. The proposed sewer main pipe locations and conditions have been determined from the available records. It is the Contractor's responsibility to review the available records, obtain additional new video records for evaluation of existing sewer system condition, field verify locations, elevations, and diameters of all to be lined sewer pipes prior to ordering the appropriate materials.
ii. Clean existing manholes and sewer lines to condition necessary for proper installation of lining material, including root cutting, removal of debris and other protruding obstructions.
iii. Rehabilitate existing sewer systems.
iv. Reinstate and reconnect active sewer service connections

If the Contractor proposes a different work schedule than outlined above, the Owner's written approval of the modified schedule must be obtained in advance.

H. Material Storage and Removal

The Contractor shall not deliver and store any material on the project site more than one week in advance before commencing with this work. Paved portions of the street may be used for material storage and the exact material storage location shall be approved by the Owner.

Any remnants of construction materials, debris and litter generated by the Contractor shall be collected and removed off the jobsite periodically (every week) or the same day if requested by the Owner. Any required pavement repair and parkway restoration (sodding), due to the damage caused by on-site material storage, shall be borne by the Contractor and be considered incidental to the contract.

I. Quality Assurance

Codes and Standards references:

i. Illinois Department of Transportation
   a. Standard Specifications for Road and Bridge Construction (Current Edition) (IDOTSPECS}.
   b. Illinois Department of Transportation. Bureau of Design. Highway Standards (ILHWSTDS).
   c. Illinois Department of Transportation. Bureau of Local Roads.
   d. BLR Standard 17-3 - Standard Design Typical Application of Traffic Control Devices for Day Labor Construction on Rural Local Highways.

Attachment: 2023 Sewer Lining Bid Docs w Addendum (O-2023-16 : 2023 Sewer Lining Project Award)

e. BLR Standard 21-6 - Standard Design Typical Application of Traffic Control Devices for Contract Construction on Rural Local Highways.

ii. Standard Specifications for Water & Sewer Main Construction in Illinois, latest edition (SS W&S).

iii. Metropolitan Water Reclamation District of Greater Chicago (MWRD) requirements if applicable.

iv. ASTM Standard F 1216 "Rehabilitation of Existing Pipelines and Conduits by the Inversion and Curing of a Resin-Impregnated Tube" latest edition.

v. Local municipal improvement codes.

J. Work Quality Inspection

As part of post lining testing, the Contractor may be requested by the respective Owner to open manholes for field inspection and/or "punch list" generation at no additional cost to the municipality when project is complete.

K. Existing Sewer System condition evaluation-Prior to lining work

The existing sewer main pipe condition and sewer service pipe locations have been determined from the available records. Each municipality will provide manhole to manhole lengths, pipe sizes and location maps. However, it is the Contractor's responsibility to re-inspect the condition and verify the size of the existing sewer system. The interior of the sewer pipe and service connections shall be carefully inspected to determine the location of any conditions that may prevent proper installation of the impregnated tube, such as defective (protruding) service connections collapsed or crushed pipe and reductions in ovality of more than ten (10%) percent. These conditions shall be recorded and brought to the attention of the Village so that they may be corrected prior to lining. The Owner reserves the right to review pre-lining recordings prior to lining.

All video and written documentation is to be provided in Pipeline Assessment Certification Program (PACP) format. All pre-lining inspections must be submitted to the Village for review and approval prior to liner installation. All video and written documentation is to be submitted on three (3) identically prepared rugged portable USB 2.0/3.0 hard drives with a minimum capacity of 2.0 Tb each. The costs of the hard drives are incidental to the contract.

There are specific naming and file conventions that may be used from Municipality to Municipality. The details of the specific conventions will be discussed at the pre-construction meeting.

The Contractor shall use experienced personnel trained in the use of closed-circuit television in existing sewer systems, which shall furnish the necessary labor, tools, equipment, and appurtenances to perform the sewer televising services as specified. The television inspection equipment and procedures used shall comply, but are not limited, with the following:

i. Televising inspections shall conform to NASSCO standards

Attachment: 2023 Sewer Lining Bid Docs w Addendum (O-2023-16 : 2023 Sewer Lining Project Award)

ii. The sewer inspections shall be recorded digitally directly on the portable USB hard drive referred to in the prior paragraphs. A complete recording shall be made of each line televised. A voice recording shall be done on the hard drive.
iii. Location of sewer lines inspected using manhole number and street addresses
iv. Quadrant location of all leaks and cracks.
v. Size (diameter) of sewer line televised.
vi. Location of building service connections
vii. The footage and manhole numbers shall appear on the screen at all times.
viii. Television inspection logs shall be reported in the sequence as they appear on the hard drive.
ix. The sewer televising camera shall have the capability of a rotating lens. While televising the sewer pipe, the Contractor will rotate the camera to look in the service and determine if the service is capped or active (in service). This shall also be reflected in the reports. (i.e. capped or live)
x. The Contractor will increase the skids on the camera to the proper size so that camera is in the center of the sewer pipe.
xi. Deep sags are to be dewatered so that proper television inspection can be performed.
xii. Any point repairs necessary prior to lining shall either be handled by the municipality directly or shall be considered a change order.

Any deviation from the location and/or quantity indicated in bid documents shall be noted and brought to the attention of the Owner, so that the bid quantities may be adjusted prior to commencing with any sewer repair/lining work.

L. Sewer Pipe Cleaning

The existing sewer pipes shall be cleaned with hydraulically powered equipment, high velocity jet cleaners or mechanically powered equipment. All internal debris, tree roots and other obstructions shall be removed from the existing (to be lined) sewer pipe. The Contractor shall intercept all debris from the pipe cleaning process at a point within the work zone so that no debris is allowed to travel downstream through the sewer system. Debris captured and removed from the sewer system shall be transported and disposed of in a lawful manner.

Cleaning, including capture, removal, disposal of debris shall be included in the base (sewer lining) unit price, and shall be performed by the Contractor at no additional cost.

M. Sewer Flow Bypassing

Sewer flows will occur during the sewer pipe repair/lining work. It shall be the responsibility of the Contractor to plan and execute, where necessary, sewer bypass pumping operations sufficient to avoid causing sewer back-ups for each municipality residential and commercial customers and to avoid illegal discharge onto land or into waterways.

Contractor shall ensure that all bypass hoses are in good, working condition, not damaged (i.e., leaking). The contractor shall also supply adequate hose length to reach the next downstream manhole prior to commencing such work. In the event that bypass hoses need to cross the roadway, the contractor will

Attachment: 2023 Sewer Lining Bid Docs w Addendum (O-2023-16 : 2023 Sewer Lining Project Award)

need to furnish traffic ramp and bump signage in both directions along with standard Traffic Control and Protection.

The pump and bypass lines shall be of adequate capacity and size to handle the sewer flow. The Contractor shall be responsible for proper scheduling of all work, taking into consideration the possibility of rapid increases in flow resulting from rainfall and other natural events, and shall be fully prepared for all adverse conditions that may arise.

Approval is required for any bypass pumping operation that goes beyond normal working hours. The contractor is responsible for maintaining the pump, and all appurtenances, including lines at all times, during a bypass operation.

The cost associated with sewer bypassing shall be considered incidental to the cost of the contract. The Contractor shall bear all costs arising from failure to anticipate bypass pumping needs, including, but not limited to the emergency stoppage of work, remobilization, removal and replacement of damaged work, emergency response by municipality personnel and compensation for damage to public and private property.

N. Corrective work

Any lining installation that fails to meet performance standards as identified herein or contains other significant defects shall be subjective to corrective action.

The Village shall notify the Contractor in writing of any work that is rejected and shall specify the reasons for rejection. Within 10 days of receiving notice of rejected work, the Contractor shall submit a written proposal to the Village detailing the proposed corrective action for each item of rejected work. The Contractor shall not proceed with corrective action until the Village has approved the proposed corrective action. All corrective work must meet the standards and specifications set forth in this contract.

If determined that the existing sewer service is damaged by cutting of the liner, the Village will allow the use of Performance Pipelining T-Liner process or approved equal for service restoration.

If it appears that there is no acceptable alternative for sewer repair, the Village may require the Contractor to remove all or a portion of the defective lining and install new lining in place. All expenses for any corrective work/defective sewer repair/relining work and material shall be borne by the Contractor.

O. Prosecution and Progress

The Contractor shall complete all work as per the individual specific contracts or under this Contract within 180 calendar days of signed contract. Failure to complete the work will result in liquidated damages as specified in Section 108 of the Standard Specifications (IDOTSPECS).

Attachment: 2023 Sewer Lining Bid Docs w Addendum (O-2023-16 : 2023 Sewer Lining Project Award)

P. Contractor's Use of Premises

At all times Contractor is working on property within the Village's boundaries, the Contractor shall be responsible for:

i. Coordinating use of premises under direction of respective Owner.
ii. Assuming full responsibility for protection and safekeeping of products under this Contract such that if any products are lost, damaged, or stolen it shall be Contractor's sole responsibility to replace the products.
iii. Obtaining and pay for use of additional storage or work areas needed for operations at no additional cost to Owner.
iv. Conducting operations to ensure least inconvenience to the general public, including but not limited to minimizing any traffic obstructions, noise, and offensive odors.
v. Complying with any requirements in Appendix A for each municipality's additional input on local parking plan.

Q. Pre-construction Meeting

A pre-construction meeting with the Contractor will be held to discuss all issues pertaining to this project. The contractor is requested to bring the following information to this meeting:

i. The Contractor's proposed construction schedule.
ii. Name of sub-contractors (if applicable) involved in these projects.
iii. Name of Project Manager.
iv. Name of individual responsible for traffic control and maintenance
v. Emergency Contact.

R. Weekly Meetings

Regular weekly meetings between the Contractor Project Manager and the Village are required. The proposed Contractor's working schedule for the next two (2) weeks shall submitted to the Village during each meeting. If any modifications to the proposed schedule are requested by the Village, the Contractor shall adjust his proposed schedule accordingly.

S. Protection of Trees

Every effort shall be made by the Contractor when working near trees and shrubs to preserve them from harm. No trees or shrubs shall be removed unless so indicated on the Plans or as authorized in the field by the respective Owner. The Contractor shall be responsible for damage to or loss of any tree or shrub not specifically designated to be removed.

Damage to tree limbs shall be held to a minimum. Shrubs and tree limbs shall be tied back wherever necessary to prevent their loss or damage. Wherever damage by construction equipment to limbs and branches is unavoidable, they shall be pruned before starting work and sealed in accordance with best forestry practice.

Attachment: 2023 Sewer Lining Bid Docs w Addendum (O-2023-16 : 2023 Sewer Lining Project Award)

No pruning of tree limbs or branches will be allowed without the written permission from the Village's Forester. If pruning is necessary and approved, it will be done by an approved licensed landscape contractor, if the Village deems it is necessary. The Contractor shall contact the Village at least 24 hours prior to his need to prune. Tree protection shall be incidental to the Contract.

T. Safety

The Contractor shall comply with State, Local, Lake County, Metropolitan Water Reclamation District ("MWRD"), and Federal Safety and Health regulations applicable to the work being performed including Occupational Safety and Health Administration ("OSHA") approved confined space entry procedures. Prior to entering access areas such as manholes, and performing inspection or cleaning operations, an evaluation of the atmosphere to determine the presence of toxic or flammable vapors or lack of oxygen must be undertaken in accordance with Local, State, or Federal Safety regulations.

The cost associated with the above referenced safety precautions shall be considered incidental to the cost of the contract.

U. Pay Estimates

The Village will provide a spreadsheet that will list the segments and sewer pipe lengths to be lined. The contractor shall submit any changes at time of submittal of pay estimates, and two-week schedules. The spreadsheet shall include at a minimum, the following items: street name (from - to); segment (from manhole to manhole); actual length; size of pipe; unit cost; service connections reinstated; protruding taps and End Seals. The items mentioned above are in addition to other required submittals, i.e., certified payroll, waivers of lien, invoice, and electronic payout form. Pay estimates shall be submitted by the Contractor once a month.

V. Payout Procedures

The Village's payout procedure schedule will be submitted to the contractor at the preconstruction meeting. A monthly pencil draw meeting must be held between the contractor's representative and the Village's project manager to agree on the quantities to be submitted for payment. If a pencil draw meeting is not held, the project manager will submit to the contractor the latest quantities measured by the Village's staff and those numbers must be used for the current billing period. If the contractor's submitted quantities are different than those agreed to or submitted to the Village, the municipality will proceed with the invoice approval of the lesser amount per line item (either the contractor's itemized invoice or the inspected and approved item quantity by the Village's inspector) for payment. In no case, will the line-item invoice payment exceed the inspected and approved quantity per Village inspection requirements.

Applications for payment must be submitted on a Village approved itemized invoicing form that includes pay item descriptions, original contract quantities and unit prices, previous, current, and total quantity summaries, and approved change orders. Other required submissions include the current waivers of lien, contractor's affidavits, contractor's sworn statement, certified payroll report, and any other documents or invoice paperwork as requested by the Village.

Attachment: 2023 Sewer Lining Bid Docs w Addendum (O-2023-16 : 2023 Sewer Lining Project Award)

Any questions pertaining to payments are to be forwarded to the Village's project manager. Contractors shall not call the Village's Finance Department with questions regarding pay applications. The pay application process is approximately six weeks from the pencil draw meeting to the issuance of checks. All checks will be mailed, and no allowances will be made to hold checks for pickup.

W. Payment for Extra Work

The methods for measurements and payments for Extra work shall be in accordance with the applicable articles of Section 109 of the IDOTSPECS.

Extra work shall not be started until written authorization from the respective Owner is received. Extra work will be paid for at either the contract price, a lump sum price or agreed unit prices, or on a force account basis.

If a force account basis method for payment is used, the procedures outlined in the Illinois Department of Transportation Construction Memorandum 08-09: Force Account Billing, dated January 1, 2008 shall be followed by the Contractor.

As indicated in the above referenced Memorandum particular attention should be paid to the following:

i. Each day the force account is being performed Form BC 635; Extra Work shall be completed and submitted to the Owner.
ii. The most recent edition of Equipment Watch's Rental Rate Blue Book will be used as the source of equipment rates for force account billing.

X. MWRD

The MWRD Local Sewer Systems Field Office (708/588-4055) must be notified at least two days prior to commencement of work.

When access to a MWRD manhole is required the MWRD manhole opening shall be coordinated with the appropriate MWRD representative. Any MWRD manholes shall be identified at the pre-bid meeting.

Y. Public Advisory

A minimum of two weeks prior to commencing with sewer repair/lining work the Contractor shall coordinate with the Village to provide general public notice of the work to be done.

Public advisory services will be required to notify all parties whose sewer services will be out of commission and to advise against water usage until the sewer service is back in service. This is the responsibility of the Contractor. Notices shall be given within 24 hours of interruption. Written notices must be approved by the Village prior to publication and must contain specific information as to when the sewer service disruption will begin and end. Notices must be given the proposed day of work if work is cancelled for any reason, as well as the proposed reschedule of shutdown.

Attachment: 2023 Sewer Lining Bid Docs w Addendum (O-2023-16 : 2023 Sewer Lining Project Award)

No customer shall be deprived of sanitary sewer service for more than twelve consecutive hours unless approved by the Owner.

The Contractor shall assume responsibility for any sewer backups or other damages sustained by residents or businesses as a result of testing, cleaning, lining or any other part of the work. The Contractor shall arrange and pay for professional cleaning and/or repair services where required at no additional cost to the municipality

"No Parking - Police Order" are the responsibility of the Contractor. All such notices shall be removed by the Contractor immediately upon the completion of work in each block. The cost associated with public advisory shall be considered incidental to the cost of the contract.

Z. Hours of Construction

No work shall be done Monday thru Friday between 7:00 P.M. and 7:00 A.M., nor on Saturdays, Sundays, or legal holidays without written permission from the Village. Permission to work the day before the holiday must be granted two (2) weeks in advance of work. However, emergency work may be done with permission from Owner. Work activity, as intended herein, includes warming or starting up of any machinery or engines.

AA. Protection of Environment

The protection of environment shall include:

i. Contractor, in executing work, shall maintain work areas on- and off-site free from environmental pollution that would be in violation of any federal, state, or local regulations.
ii. Take adequate measures to prevent impairment of operation of existing sewer systems. Prevent construction material, earth, or other debris from entering sewers or sewer structures.
iii. Observe rules and regulations of State of Illinois and agencies of U.S. government prohibiting pollution of any lake, stream, river, or wetland by dumping of refuse, rubbish, dredge material or debris therein.
iv. Comply with procedures outlined in U.S. EPA manuals entitled, "Guidelines for Erosion and Sedimentation Control Planning and Implementation," Manual EPA-R2-72-015 and "Processes, Procedures, and Methods to Control Pollution Resulting from All Construction Activity," Manual EPA 430/9-73-007.
v. Dispose of excess excavated material and other waste material in a lawful manner.
vi. Minimize air pollution by wetting down bare soils during windy periods, requiring use of properly operating combustion emission control devices on construction vehicles and equipment used by Contractors, and encouraging shutdown of motorized equipment not actually in use.
vii. Trash burning will not be permitted on construction site.
viii. Chemicals used during project construction or furnished for project operation, whether herbicide, pesticide, disinfectant, polymer, reactant, or of other classification, must show approval of either U.S. EPA or U.S. Department of Agriculture or any other applicable regulatory agency.

Attachment: 2023 Sewer Lining Bid Docs w Addendum (O-2023-16 : 2023 Sewer Lining Project Award)

ix. Use of such chemicals and disposal of residues shall be in conformance with manufacturer's instructions.

x. Conduct operations in such a manner as to cause the least possible disruption or annoyance to residents in the vicinity of work performed, and to comply with all applicable local ordinances.

xi. Equip compressors, hoists, and other apparatus with such mechanical devices as may be necessary to minimize noise and dust.

xii. Equip gasoline or oil operated equipment with silencers or mufflers on intake and exhaust lines

xiii. Line storage bins and hoppers with material that will deaden sounds.

xiv. Conduct operation of dumping rock and of carrying rock away in trucks so as to cause minimum of noise and dust.

BB. Clarification

All here-in referenced conditions and items: Pre-Construction and Weekly Coordination Meetings, Maintenance Bond, Notifications, Coordination with other Contractors, Work Scheduling and Phasing, Sewer Flow bypassing, Dirt and Dust Control, Safety, Pre-lining and Post lining sewer evaluation, 3 USB hard drives, Corrective work, etc. are considered incidental to the contract and shall be included in the sewer lining work unit price.

3. SPECIAL PROVISIONS

A. Cured-In-Place Pipe (CIPP)

It is the Contractor's responsibility to inspect the condition of the existing sewer system after all sewer repair/lining work is complete. The Contractor shall use experienced personnel trained in the use of closed-circuit television in existing/repaired sewer systems, which shall furnish the necessary labor, tools, equipment, and appurtenances to perform the sewer televising services as specified. The television inspection equipment and procedures used shall comply, but are not limited, with the following:

i. Televising inspections shall conform to NASSCO standards and all video and written documentation is to be provided in PACP format

ii. The sewer inspections shall be recorded digitally on the portable USB hard drive referred to on page 18. Recording playback shall be at the same speed that it was recorded. A complete recording shall be made of each line televised. A voice recording shall be done on the USB hard drive.

iii. Location of sewer lines inspected using manhole number (sanitary sewer) and street addresses (storm sewer)

iv. Post lining television inspection shall include rotating the lens to inspect all reinstated sewer services. Inspection of service opening shall be of the liner cutting to determine if opening is sufficient. If determined that the existing service is damaged by cutting of the liner, the municipality will allow the use of Performance Pipelining T-Liner process or municipality Owner approved equal for restoration.

Attachment: 2023 Sewer Lining Bid Docs w Addendum (O-2023-16 : 2023 Sewer Lining Project Award)

v. Location of building service connections.
vi. The footage and manhole numbers shall appear on the screen at all times.
vii. Television Inspection logs shall be reported in the sequence as they appear on the USB hard drives.
viii. The Contractor will increase the skids on the camera to the proper size so that camera is in the center of the sewer pipe.
ix. Deep sags are to be dewatered so that proper television inspection can be performed.

Other incidental and measure of payment requirements to the cured-in-place pipe lining include:

i. Mobilization and site preparation.
ii. Existing sewer system televising and cleaning before lining process
iii. Televising of sanitary and storm sewer to determine installed conditions.
iv. Placement of lining material within sanitary and/or storm sewer.
v. All manhole connections shall be watertight.
vi. Removal and replacement of manhole frames, adjusting rings, and corbels are incidental to the liner unit price. No additional compensation will be made for this work, including restoration to pre-construction conditions.
vii. Flow control, including bypass pumping, if required.
viii. Reinstatement and reconnection of active sewer service connections.
ix. CCTV Examination: Televise interior of pipe after completion of work and provide the portable USB hard drive referred to on page 18 to the Village. Use pan and tilt color 3 lux camera to view the sewer service lateral connections.
x. Sewer testing and internal inspections of installation.
xi. Pavement damage and restoration.
xii. Parkway damage and restoration.
xiii. Cleanup.
xiv. Other appurtenant and incidental work.
xv. Full-time traffic control surveillance by contractor.
xvi. Each USB hard drive will be permanently labeled with the following information.
    a. Job/Work Order No.:
    b. Contractor Name:
    c. CD No.:
    d. Date Televised:
    e. Date Submitted:
    f. Street/Easement (Location):
    g. Upstream MH
    h. Downstream MH
    i. Municipality Name
xvii. Data shall be configured according to the definitions and database structures included in this specification. Video must be able to be viewed using Windows Media Player 9 Series and have the ability to use all features of the video player including fast forward capability.

Attachment: 2023 Sewer Lining Bid Docs w Addendum (O-2023-16 : 2023 Sewer Lining Project Award)

xviii. Measure sewer in linear feet (lf) on straight horizontal line along centerline of sewer. Do not include distance through manholes in measurement.

The prior to lining sewer condition evaluation information and the post lining sewer condition evaluation information shall be recorded on the same USB hard drive. Cost of supplying the portable USB hard drive referred to the Village shall be included in the sewer lining work unit price.

Basis of Payment - Cured-In-Place Pipe

Payment shall be made for the contract unit price per lineal foot for CURED IN PLACE PIPE - sanitary or storm sewer as designated, of the diameter specified, which price shall be in full for labor, material, testing, and equipment required for complete and operational existing sewer main rehabilitation.

B. REINSTATEMENT OF SERVICE LATERALS

The reinstatement of service laterals shall include the costs of:

i. Site Preparation.
ii. Protecting existing utilities, site objects and new work.
iii. Contractor shall certify a minimum of two complete functional cutters plus key spare components are on the job site before each installation.
iv. Re-open branch connections without excavation, utilizing a remotely controlled cutting device, monitored by a CCTV.
v. Branch (service) connections shall be re-established at a minimum of 95% of the flow capacity and shall be wire brushed smooth, without damaging PVC services, to full diameter of openings.
vi. If it is determined that the existing service is damaged by cutting of the liner, the Owner will allow the use of Performance Pipelining T-Liner process, or approved equal method, for service restoration. No additional compensation will be provided for the required service repair work.
vii. No additional payments will be made for excavations for the purpose of reopening connections and the Contractor shall be responsible for all costs and liability associated with such excavation and restoration work.
viii. Cleanup.
ix. Collect all reinstatement coupons at the next downstream manhole. All excess lining material is to be removed from the sewer system.
x. Other appurtenant and incidental work.
xi. General requirements of sections listed.
xii. Traffic control and protection.
xiii. Unless otherwise directed by the Owner or his authorized representative, all laterals will be reinstated.

Basis of Payment - Reinstatement of Service Laterals

Include cost of work listed herein in unit price each for REINSTATEMENT OF SERVICE LATERALS, sanitary or storm sewer as designated.

Attachment: 2023 Sewer Lining Bid Docs w Addendum (O-2023-16 : 2023 Sewer Lining Project Award)

C. PROTRUDING TAP REMOVAL

The protruding tap removal shall include the costs of:

i. Site Preparation.
ii. Protecting existing utilities, site objects and new work.
iii. Removal of protruding taps utilizing a remotely controlled cutting device.
iv. CCTV record image of before and after tap removal.
v. Cleanup.
vi. Other appurtenant and incidental work.
vii. General requirements of sections listed.
viii. Traffic control.

Basis of Payment - Protruding Tap Removal

Include cost of work listed herein in unit price each for PROTRUDING TAP REMOVAL.

Basis of Payment - End Seals

Payment shall be made for the contract unit price each for END SEAL - sanitary or storm sewer as designated, of the diameter specified, which price shall be in full for labor, material, testing, and equipment required for complete and operational existing sewer main rehabilitation.

D. CERTIFIED PAYROLL REPORTS

Pursuant to PA 100-1177 the Illinois Department of Labor (IDOL) has activated an electronic database (Payroll Portal) capable of accepting and retaining certified payrolls submitted under the State of Illinois Prevailing Wage Act (820 ILCS/130/1). All contractors and subcontractors completing work for the Village of Buffalo Grove pursuant to the Act must submit all certified payroll through the IDOL Payroll Portal.

The Village is an Illinois unit of local government, and the Work hereunder is subject to the Illinois Prevailing Wage Act, 820 ILCS 130/0.01, et seq. Consequently, the Contractor and each subcontractor shall submit with their application for payment(s) the email certification received from their IDOL Payroll Portal submittal with each of their pay requests. Any delay in processing the payments due to a lack of aforementioned email certification shall not be an event of default by the Village and shall not excuse any delay by the Contractor who shall proceed with the Work as if no delay in payment has occurred. The Contractor and Village shall agree to take any further steps not outlined above to ensure compliance with the Prevailing Wage Act. Upon two business days' Notice, the Contractor and each subcontractor shall make available to the Village their records to confirm compliance with the Prevailing Wage Act. Finally, to ensure compliance with Prevailing Wage Act, the Contractor and each subcontractor shall keep for a period of not less than 5 years after the Work has been completed records of all laborers, mechanics, and other workers employed by them for the Work; the records shall include each worker's name, address, telephone number, classification or classifications, the hourly wages paid in each period, the number of hours worked each day, the starting and ending times of work each day

Attachment: 2023 Sewer Lining Bid Docs w Addendum (O-2023-16 : 2023 Sewer Lining Project Award)

and, when available, last four digits of the social security number. The Contractor shall provide a list of every name, address, phone number and email of every sub-contractor for the Work.

If the contractor must submit the payroll to the Village of Buffalo Grove for reasons outside of their control, the Village requests that the Contractor submit all certified payroll reports, including subcontractors, and EEO reporting be sent electronically in separate files for each respective Contractor/subcontractor with the weeks ending date in the file name to tsianis@vbg.org (i.e. Contractor Name Week Ending.pdf).

The Contractor is responsible for providing all records in accordance with the Illinois Department of Labor's (IDOL) requirements pertaining to the Prevailing Wage Act on the standard IDOL form. Only the last four (4) digits of the employee's social security number will be required; the remaining digits shall be "X" or redacted. To complete the certified payroll request for release of payment, the Contractor must supply a signed and notarized written statement that all necessary documentation has been turned over for the pay period pertaining to that payment requested.

Under P.A. 98-0328, the public body must retain copies of the certified payroll for 5 years rather than 3 years as was the case previously. The Illinois Department of Labor (IDOL) has created model certified payroll forms which can be found at the IDOL website www.illinois.gov/idol. the new form consists of three pages identified as the "certified transcript of payroll affidavit" and "certified transcript of payroll instructions". The new forms on the IDOL website can be filled in online and then printed out. under P.A. 98-0482, contractors and subcontractors will have to provide additional information with respect to working hours, wage rates, overtime rates and fringe benefits. The IDOL's model certified payroll forms are the most current forms for compliance with P.A. 98-0482 and should be used in public works contracts.

Attachment: 2023 Sewer Lining Bid Docs w Addendum (O-2023-16 : 2023 Sewer Lining Project Award)

APPENDIX A
SANITARY SEWER LINING
APPROXIMATE SUMMARY OF QUANTITIES

Attachment: 2023 Sewer Lining Bid Docs w Addendum (O-2023-16 : 2023 Sewer Lining Project Award)

BASE BID

ID	Diameter (in)	Length (ft)	County	Material	Downstream Manhole	Upstream Manhole	Street
21233357	8	59.5	Cook	Vitrified Clay Pipe	B14-1003	B14-1004	ACCESS DRIVE
21307029	8	75.6	Cook	Vitrified Clay Pipe	B14-1002	B14-1001	PARKING LOT
21233046	8	85.3	Cook	Vitrified Clay Pipe	B14-1014	B14-1013	PARKING LOT
21235544	8	110.2	Lake	Ductile Iron	E12-1272	E12-1759	PARKING LOT
21237247	8	114.8	Lake	Ductile Iron	E12-1759	E12-1758	PARKING LOT
21235438	8	120.3	Cook	Vitrified Clay Pipe	B14-1014	B14-1002	PARKING LOT
21234137	8	124.5	Cook	Vitrified Clay Pipe	B13-1255	B14-1014	LAKE BLVD
21234486	8	152.4	Cook	TRUSS Composite Sewer Pipe	C07-1508	C07-1511	GROVE DR
21235588	8	157.7	Cook	Vitrified Clay Pipe	B13-1259	B14-1006	LAKE BLVD
21233698	8	182.1	Cook	Vitrified Clay Pipe	B14-1005	B14-1007	REAR YARD
21236382	8	184	Cook	Vitrified Clay Pipe	B14-1256	B14-1262	LAKE BLVD
21233355	8	202.6	Cook	Vitrified Clay Pipe	B14-1006	B14-1005	REAR YARD
21233547	8	205.4	Cook	Vitrified Clay Pipe	B14-1005	B14-1004	PARKING LOT
21233314	8	283.9	Cook	Vitrified Clay Pipe	B14-1008	B14-1262	LAKE BLVD
21235743	8	373.4	Cook	Vitrified Clay Pipe	B14-1008	B14-1263	LAKE BLVD
21233191	8	433.3	Cook	Vitrified Clay Pipe	B14-1001	B14-1000	PARKING LOT
	8" Total	**2865**					
21233617	10	122.7	Lake	Ductile Iron	E12-1254	E12-1253	TOWN PLACE PKWY
21234646	10	148.9	Lake	Ductile Iron	E12-1255	E12-1254	TOWN PLACE PKWY
	10" Total	**271.6**					
21237292	12	193.8	Lake	Ductile Iron	E12-1267	E12-1255	TOWN PLACE PKWY
21233362	12	85.5	Lake	Ductile Iron	E12-1256	E12-1267	TOWN PLACE PKWY
21233328	12	309.1	Lake	Ductile Iron	F12-1767	E12-1256	TOWN PLACE CIR
	12" Total	**588.4**					

Alternate Bid 1							
ID	Diameter (in)	Length (ft)	County	Material	Downstream Manhole	Upstream Manhole	Street
21234834	8	256.1	Lake	Unknown	E21-1252	E21-1251	PARKING LOT
21234845	8	19.7	Lake	Vitrified Clay Pipe	E21-1253	E21-1252	PARKING LOT
21233573	8	211.7	Lake	Vitrified Clay Pipe	E21-1254	E21-1253	MILWAUKEE AVE
21234722	8	72.9	Lake	Vitrified Clay Pipe	E21-1255	E21-1254	MILWAUKEE AVE
21237364	8	51.1	Lake	Vitrified Clay Pipe	E21-1256	E21-1255	MILWAUKEE AVE
21233044	8	96.4	Lake	Vitrified Clay Pipe	E21-1257	E21-1256	REAR YARD
21237116	8	39.3	Cook	TRUSS Composite Sewer Pipe	C07-1511	C07-1510	GROVE DR
21234052	8	247.8	Cook	TRUSS Composite Sewer Pipe	C07-1510	C07-1509	GROVE DR
	8" Total	**738.9**					

Alternate Bid 2							
ID	Diameter (in)	Length (ft)	County	Material	Downstream Manhole	Upstream Manhole	Street
21233825	8	68.7	Cook	Vitrified Clay Pipe	D11-1511	D10-1762	BERNARD DR
21234290	8	82.3	Cook	Vitrified Clay Pipe	D11-1501	D11-1511	BERNARD DR
21234257	8	176.4	Cook	Vitrified Clay Pipe	D11-1501	D11-1500	BERNARD DR
21237400	8	92.6	Cook	Vitrified Clay Pipe	D11-1765	D11-1764	BERNARD DR
21233929	8	213.7	Cook	Vitrified Clay Pipe	D12-1501	D11-1765	BERNARD DR
21236216	8	155.8	Cook	Vitrified Clay Pipe	D12-1501	D12-1510	BERNARD DR
21233303	8	398.4	Cook	Vitrified Clay Pipe	D10-1751	D10-1763	BERNARD DR
21233775	8	145.4	Cook	Vitrified Clay Pipe	D10-1752	D10-1751	BERNARD DR
21232993	8	63.4	Cook	Vitrified Clay Pipe	D10-1517	D10-1752	BERNARD DR
21234843	8	142.6	Cook	Vitrified Clay Pipe	D10-1510	D10-1509	GREENWOOD CT
21235917	8	261.4	Cook	Vitrified Clay Pipe	D10-1510	D10-1508	GREENWOOD CT
	8" Total	**1800.7**					
21233492	12	217.4	Cook	Vitrified Clay Pipe	D10-1515	D10-1517	BERNARD DR
21233619	12	48.4	Cook	Vitrified Clay Pipe	D10-1516	D10-1515	BERNARD DR
21233107	12	313	Cook	Vitrified Clay Pipe	D10-1516	D10-1510	BERNARD DR
	12" Total	**578.8**					

APPENDIX B
SANITARY SEWER LINING LOCATION MAPS

Attachment: 2023 Sewer Lining Bid Docs w Addendum (O-2023-16 : 2023 Sewer Lining Project Award)

2023 Sanitary Sewer Lining Base Bid Map 1

GIS Consortium

Date: 1/19/2



Attachment: 2023 Sewer Lining Bid Docs w Addendum (O-2023-16 : 2023 Sewer Lining Project Award)

2023 Sanitary Sewer Lining Base Bid Map 2

GIS Consortium

Date: 1/17/2



Attachment: 2023 Sewer Lining Bid Docs w Addendum (O-2023-16 : 2023 Sewer Lining Project Award)

2023 Sanitary Sewer Lining Base Bid Map 3

GIS Consortium

Date: 1/17/2

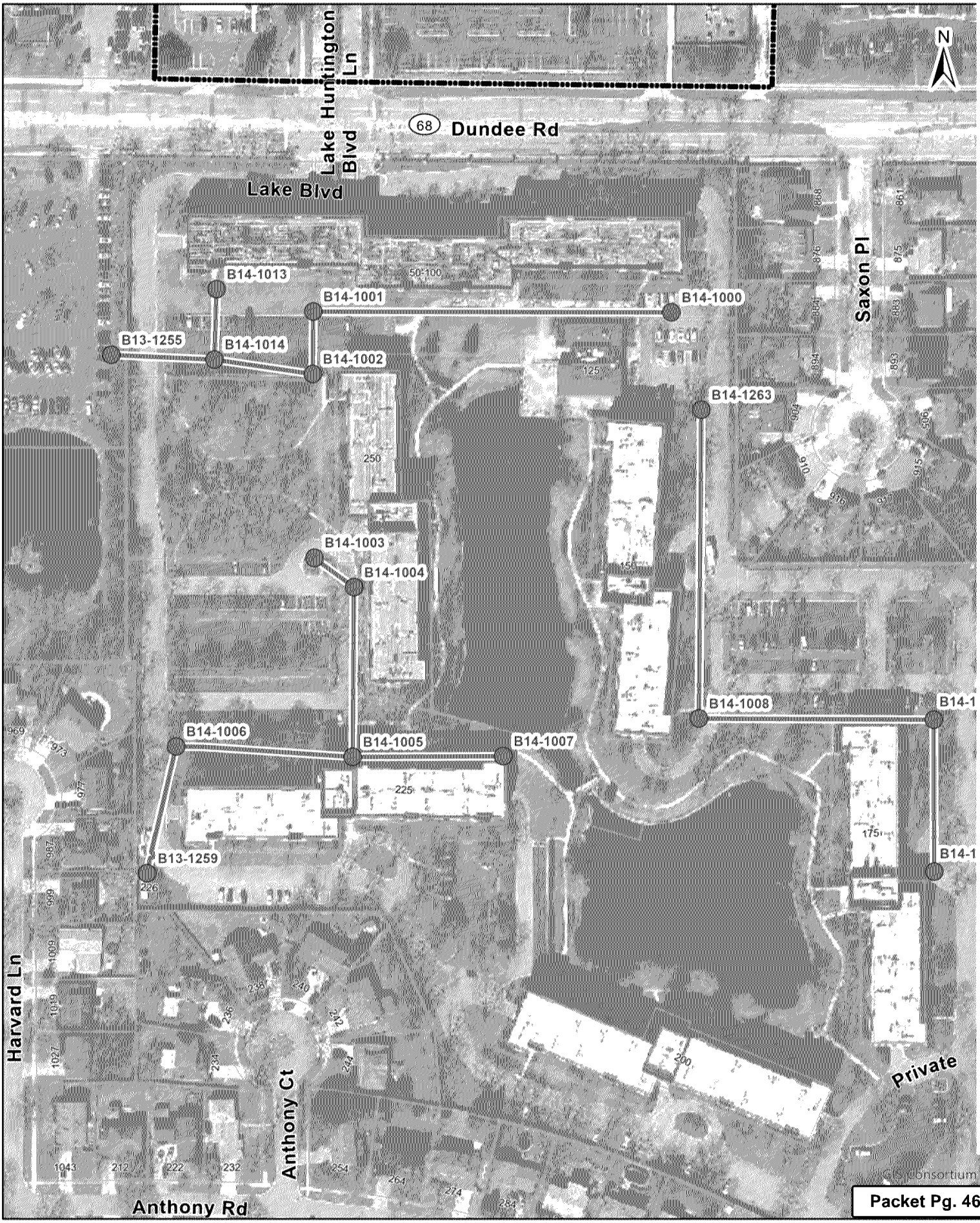

Attachment: 2023 Sewer Lining Bid Docs w Addendum (O-2023-16 : 2023 Sewer Lining Project Award)

2023 Sanitary Sewer Lining Alt 1 Bid Map 1

GIS Consortium

Date: 1/17/2



Attachment: 2023 Sewer Lining Bid Docs w Addendum (O-2023-16 : 2023 Sewer Lining Project Award)

2023 Sanitary Sewer Lining Alt 1 Bid Map 2

GIS Consortium

Date: 1/19/2

Attachment: 2023 Sewer Lining Bid Docs w Addendum (O-2023-16 : 2023 Sewer Lining Project Award)

2023 Sanitary Sewer Lining Alt 2 Bid Map 1

GIS Consortiu

Date: 1/19/2

2023 Sanitary Sewer Lining Alt 2 Bid Map 2

GIS Consortium

Date: 1/17/2



2023 Sanitary Sewer Lining Alt 3 Bid Map 1

GIS Consortiu

Date: 1/17/2

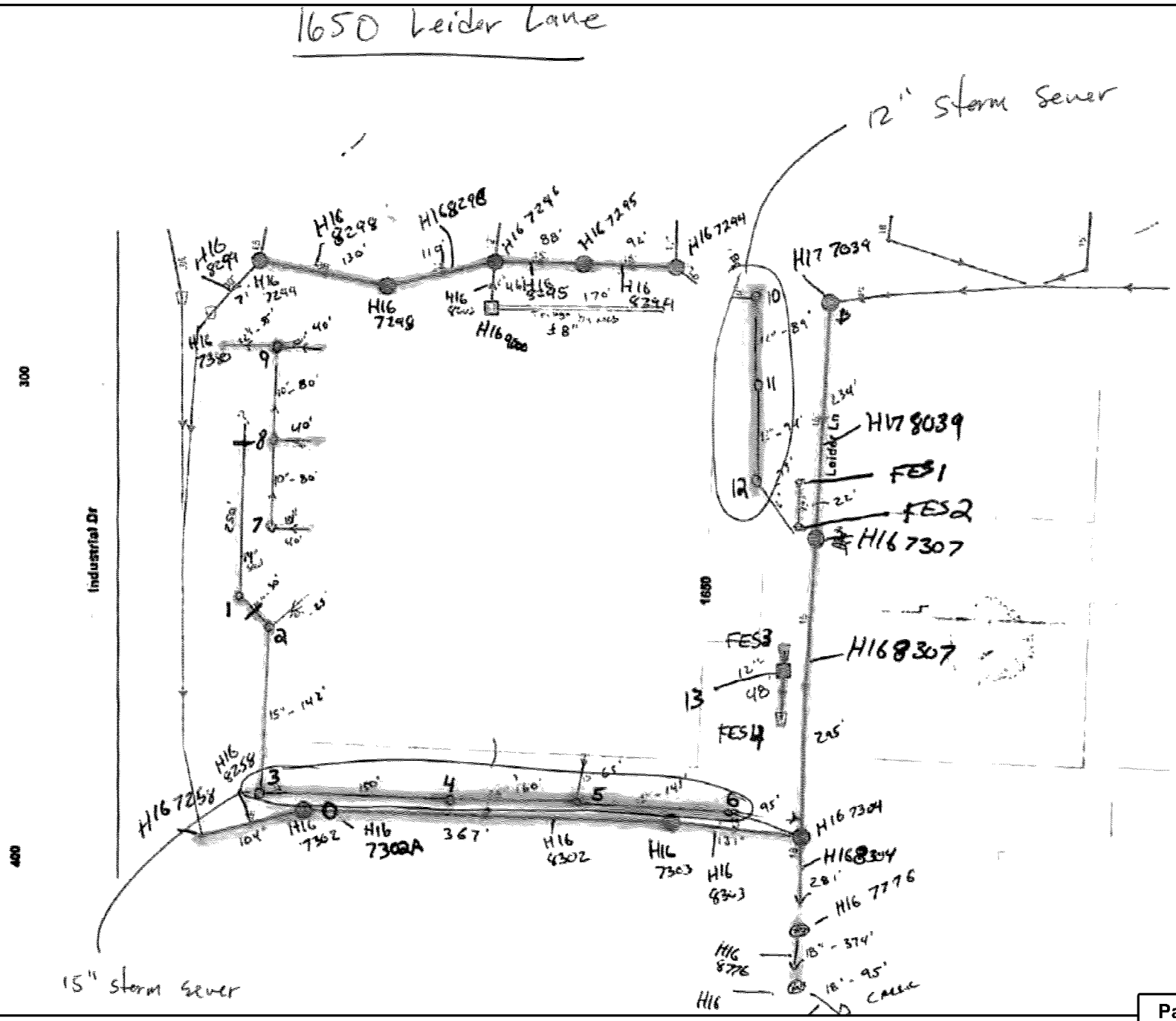

SEWER LINING 2023 CONTRACT

Sewer Lining 2023 Contract (the "**Contract**") is entered between the Village of Buffalo Grove (hereinafter the "**Village**" or "**Owner**"), an Illinois home-rule unit of government, and _____ an (hereinafter the "**Contractor**") on this ____ day of _____, 2023 (the "**Effective Date**"). The Village and the Contractor are hereinafter sometimes collectively referred to as the "**Parties**" and individually as a "**Party**".

RECITALS

WHEREAS, the Village has solicited bids for the Work (defined below), Contractor has submitted a bid for the Work and Village has selected Contractor for the Work based on their bid; and

WHEREAS, the Contractor wishes to enter into this Contract with the Village and the Village wishes to enter into this Contract with the Contractor for the Work;

NOW THEREFORE, for and in consideration of the mutual covenants and promises herein contained, the adequacy and sufficiency of which are hereby acknowledged by the Parties, it is agreed as follows:

ARTICLE I - WORK TO BE DONE BY THE CONTRACTOR

The Village does hereby hire and contract with the Contractor to provide all the labor, equipment, materials and/or services described more thoroughly on Contract **Exhibit A** (the "**Work**") which is incorporated into the Contract by this reference.

ARTICLE II - CONTRACT DOCUMENTS

The following exhibits are attached hereto and incorporated herein by this reference:

Contract Exhibit A – Description of Work
Contract Exhibit B – Schedule of Prices
Contract Exhibit C – Performance and Payment Bond

If any term or provision of this Contract shall conflict with any term or provision of the exhibits referenced above, the terms and provisions of the exhibit shall control.

ARTICLE III - CONTRACT AMOUNT

The Village agrees to pay the Contractor for the proper and timely performance of the Work in strict accordance with this Contract as detailed in **Contract Exhibit B (**the **"Schedule of Prices")** Unless explicitly provided otherwise in this Contract, the detailed sums shall be the full and exclusive compensation owed to the Contractor for the Work; and Contractor may not seek additional payments from the Village.

ARTICLE IV – APPLICATION FOR PAYMENT

The Contractor shall be paid at most once a month and only after providing the Village the following:

1. An executed and notarized Contractor's Sworn Statement in a form similar to AIA G702 or AIA G703;

All payments under this Contract must be approved by the Village's Board at regularly scheduled meetings. The Village reserves the right to request any receipts, invoices, proof of payments as the Village, in its sole discretion,

Attachment: 2023 Sewer Lining Bid Docs w Addendum (O-2023-16 : 2023 Sewer Lining Project Award)

may deem necessary to justify the payment requested *prior* to paying the requested payment. The Contractor shall furnish with his final application for payment a Final Lien Waiver from itself and, if not already provided, from every subcontractor and materialman of the Work.

The Contractor acknowledges that the Village is a unit of local government and that all payments under the Contract are subject to the Local Government Prompt Payment Act, 50 ILCS 505 et seq. To that extent, the Village shall have forty-five calendar (45) days from receipt of a bill or invoice to pay the same before it is considered late under the Contract. Interest, if any, charged for any late payments will be subject to the interest rate caps specified in the Prompt Payment Act.

ARTICLE V – CONTRACT TIME

The Contractor shall fully, and not substantially, complete all the Work and the Work shall be accepted by the Director of Public Works, provided that acceptance by the Director of Public Works shall not be unreasonably delayed, on or before August 31, 2023.

If the Contractor shall fail to complete the work within the Contract Time which shall include any proper extension granted by the Village, the Contractor shall pay to the Village an amount equal to Five Hundred dollars ($500) per calendar day for each day past the Contract Time until final acceptance by the Village as liquidated damages and not as a penalty.

Extension: The Village reserves the right to extend this contract for one (1) year. Written requests for price revisions after the first-year contract period shall be submitted at least thirty (30) calendar days prior to when the contract was executed. Requests must be based upon and include documentation of the actual change in the cost of the components involved in the Contract and shall not include overhead, or profit. In any case requests for price revisions shall not exceed the most recent 12-month Consumer Price Index (CPI-All Urban Consumers, Chicago) or 3% whichever is less.

The Village reserves the right to reject a proposed price increase and terminate the Contract.

For any year beyond the initial year, this Contract is contingent upon the appropriation of sufficient funds by the Village Board; no charges shall be assessed for failure of the Village to appropriate funds in future contract years.

ARTICLE VI – PERFORMANCE and PAYMENT BOND

The Contractor shall provide the Village with a performance and payment bond in substantially the same form as on **Contract Exhibit C** (the "**Performance and Payment Bond**") prior to Contractor beginning any Work and within 10 calendar days of the Notice of Award sent to the Contractor.

ARTICLE VII – ACCIDENT PREVENTION

The Contractor shall exercise every precaution at all times to protect itself, the property of the Village and the property of others. The safety provision of all applicable laws and ordinances shall be strictly observed by the Contractor at all times. Any practice deemed hazardous or dangerous by the Director of Public Works or his authorized representatives shall be immediately discontinued by the Contractor upon receipt of instructions from the Director of Public Works or his authorized representatives. To the fullest extent permitted by law, the Contractor shall be solely responsible for all safety-related matters.

Attachment: 2023 Sewer Lining Bid Docs w Addendum (O-2023-16 : 2023 Sewer Lining Project Award)

ARTICLE VIII – INDEMNIFICATION

To the fullest extent permitted by law, the Contractor agrees to defend, pay on behalf of, indemnify, and hold harmless the Village, its elected and appointed officials, agents, employees and volunteers and others working on behalf of the Village against any and all claims, demands, suits or loss, including all costs connected therewith, and for any damages which may be asserted, claimed or recovered against or from the Village, its elected and appointed officials, agents, employees and volunteers and others working on behalf of the Village, by reason of personal injury, including bodily injury and death, and/or property damage, whether damage to property of the Village or of a third party, including loss of use thereof, which arises out of or is in any way connected or associated with the Contract and the Work.

ARTICLE IX – CONTRACTORS INSURANCE

Contractor shall procure and maintain, for the duration of the Contract and any maintenance period, insurance against claims for injuries to persons or damages to property, which may arise from or in connection with the performance of the work hereunder by the Contractor, his agents, representatives, employees or subcontractors.

A. Minimum Scope of Insurance: Coverage shall be at least as broad as:

Insurance Services Office Commercial General Liability occurrence form CG 0001 with the Village of Buffalo Grove named as additional insured on a primary and non-contributory basis. This primary, non-contributory additional insured coverage shall be confirmed through the following required policy endorsements: ISO Additional Insured Endorsement CG 20 10 or CG 20 26 and CG 20 01 04 13

1. Insurance Services Office Commercial General Liability occurrence form CG 0001 with the Village named as additional insured, on a form at least as broad as the ISO Additional Insured Endorsement CG 2010 and CG 2026
2. Insurance Service Office Business Auto Liability coverage form number CA 0001, Symbol 01 "Any Auto."
3. Workers' Compensation as required by the Labor Code of the State of Illinois and Employers' Liability insurance.

B. Minimum Limits of Insurance: Contractor shall maintain limits no less than:

1. Commercial General Liability: $1,000,000 combined single limit per occurrence for bodily injury, personal injury and property damage. The general aggregate shall be twice the required occurrence limit. Minimum General Aggregate shall be no less than $2,000,000 or a project/contract specific aggregate of $1,000,000.
2. Business Automobile Liability: $1,000,000 combined single limit per accident for bodily injury and property damage.
3. Workers' Compensation and Employers' Liability: Workers' Compensation coverage with statutory limits and Employers' Liability limits of $500,000 per accident.

C. Deductibles and Self-Insured Retentions

Any deductibles or self-insured retentions must be declared to and approved by the Village. At the option of the Village, either: the insurer shall reduce or eliminate such deductibles or self-insured retentions as it respects the Village, its officials, agents, employees and volunteers; or the Contractor shall procure a bond guaranteeing payment of losses and related investigation, claim administration and defense expenses.

Attachment: 2023 Sewer Lining Bid Docs w Addendum (O-2023-16 : 2023 Sewer Lining Project Award)

D. Other Insurance Provisions

The policies are to contain, or be endorsed to contain, the following provisions:

1. General Liability and Automobile Liability Coverages:
    a. The Village, its officials, agents, employees and volunteers are to be covered as insureds as respects: liability arising out of activities performed by or on behalf of the Contractor; products and completed operations of the Contractor; premises owned, leased or used by the Contractor; or automobiles owned, leased, hired or borrowed by the Contractor. The coverage shall contain no special limitations on the scope of protection afforded to the Village, its officials, agents, employees and volunteers.
2. The Contractor's insurance coverage shall be primary and non-contributory as respects the Village, its officials, agents, employees and volunteers. Any insurance or self-insurance maintained by the Village, its officials, agents, employees and volunteers shall be excess of Contractor's insurance and shall not contribute with it.
3. Any failure to comply with reporting provisions of the policies shall not affect coverage provided to the Village, its officials, agents, employees and volunteers.
4. The Contractor's insurance shall contain a Severability of Interests/Cross Liability clause or language stating that Contractor's insurance shall apply separately to each insured against whom claim is made or suit is brought, except with respect to the limits of the insurer's liability.
5. If any commercial general liability insurance is being provided under an excess or umbrella liability policy that does not "follow form," then the Contractor shall be required to name the Village, its officials, employees, agents and volunteers as additional insureds
6. All general liability coverages shall be provided on an occurrence policy form. Claims-made general liability policies will not be accepted.
7. The contractor and all subcontractors hereby agree to waive any limitation as to the amount of contribution recoverable against them by the Village. This specifically includes any limitation imposed by any state statute, regulation, or case law including any Workers' Compensation Act provision that applies a limitation to the amount recoverable in contribution such as Kotecki v. Cyclops Welding

E. All Coverages:

1. No Waiver. Under no circumstances shall the Village be deemed to have waived any of the insurance requirements of this Contract by any act or omission, including, but not limited to:
    a. Allowing work by Contractor or any subcontractor to start before receipt of Certificates of Insurance and Additional Insured Endorsements.
    b. Failure to examine, or to demand correction of any deficiency, of any Certificate of Insurance and Additional Insured Endorsement received.
2. Each insurance policy required shall have the Village expressly endorsed onto the policy as a Cancellation Notice Recipient. Should any of the policies be cancelled before the expiration date thereof, notice will be delivered in accordance with the policy provisions.

F. Acceptability of Insurers

Insurance is to be placed with insurers with a Best's rating of no less than A-, VII and licensed to do business in the State of Illinois.

Attachment: 2023 Sewer Lining Bid Docs w Addendum (O-2023-16 : 2023 Sewer Lining Project Award)

G. Verification of Coverage

Contractor shall furnish the Village with certificates of insurance naming the Village, its officials, agents, employees, and volunteers as additional insured's and with original endorsements, affecting coverage required herein. The certificates and endorsements for each insurance policy are to be signed by a person authorized by that insurer to bind coverage on its behalf. The certificates and endorsements are to be received and approved by the Village before any work commences. The Village reserves the right to request full certified copies of the insurance policies and endorsements.

H. Subcontractors

Contractor shall include all subcontractors as insured's under its policies or shall furnish separate certificates and endorsements for each subcontractor. All coverage's for subcontractors shall be subject to all of the requirements stated herein.

I. Assumption of Liability

The contractor assumes liability for all injury to or death of any person or persons including employees of the contractor, any subcontractor, any supplier or any other person and assumes liability for all damage to property sustained by any person or persons occasioned by or in any way arising out of any work performed pursuant to the Contract.

J. Workers' Compensation and Employers' Liability Coverage

The insurer shall agree to waive all rights of subrogation against the Village of Buffalo Grove, its officials, employees, agents and volunteers for losses arising from work performed by Contractor for the municipality.

K. Failure to Comply

In the event the Contractor fails to obtain or maintain any insurance coverage's required under this contract, The Village may purchase such insurance coverage's and charge the expense thereof to the Contractor.

Attachment: 2023 Sewer Lining Bid Docs w Addendum (O-2023-16 : 2023 Sewer Lining Project Award)

ARTICLE X – CERTIFICATE OF AUTHORITY AND SURETY CERTIFICATE

The Contractor shall furnish the Village with a current Certificate of Authority or Surety Certificate issued by the Illinois Department of Insurance for the bonding company and insurance company they are using. In lieu of a Certificate of Authority of Surety Certificate, the Contractor may provide certificate of good standing from the Illinois Department of Insurance's website.

ARTICLE XI – COPYRIGHTS AND LICENSES

The Contractor agrees that all documents of any kind whatsoever, and in whatever medium expressed, prepared by the Contractor and the Contractor's consultants in connection with the Work (collectively, the "**Documents**") or otherwise pursuant to this Contract and all rights therein (including trademarks, trade names, rights or use, copyrights and/or other proprietary rights) shall be and remain the sole property of the Village (regardless of whether the Village or the Contractor terminates this Contract for any reason whatsoever). The Contractor hereby agrees that the Documents are or shall be deemed to be "Works for Hire" within the meaning of Section 101 of the Copyright Act, and the Contractor hereby assigns to the Village all right, title and interest therein. Notwithstanding, the Contractor shall indemnify and hold harmless the Village, its appointed and elected officials, employees, agents and volunteers from and against all claims, damages, losses, and expenses (including attorneys' fees and court and arbitration costs) arising out of any infringement of patent rights or copyrights incident to the Documents and the Work.

ARTICLE XII – NOTICE

All notices, demands, requests, consents, approvals and other communications required or permitted to be given hereunder (a "**Notice**") shall be in writing and shall be deemed effective three (3) business days after mailing if mailed by certified mail with return receipt requested and immediately if served personally, and shall be addressed to the following:

IF TO THE VILLAGE:	Village of Buffalo Grove 50 Raupp Blvd Buffalo Grove, IL 60089 mskibbe@vbg.org ATTN: Director of Public Works
WITH COPIES TO:	Cc: pbrankin@schainbanks.com Cc:Tcwisniewski@vbg.org
IF TO THE CONTRACTOR:	_____ _____ _____ _____ ATTN: _____

Attachment: 2023 Sewer Lining Bid Docs w Addendum (O-2023-16 : 2023 Sewer Lining Project Award)

ARTICLE XIII – CHANGE ORDERS

If the Village requests any change to the Work the Village shall do so by delivering Notice of the same to the Contractor and the change requested by the Village shall be effective upon receipt of the Notice by the Contractor. The Contractor may propose a change to the Work by delivering Notice of the proposed change along with a description of the changes full effect on the Work to the Village; provided, such requested change shall not be deemed accepted until the Village has delivered to the Contractor Notice of the same. Prior to approving a proposed change to the Work by the Contractor, the Village may request such additional documentation as it deems necessary to investigate the proposed change. The Contractor shall be responsible for informing all its employees and subcontractors of any changes to the Work, whether such change is requested by the Contractor or the Village.

ARTICLE XIV – NOTICE OF STARTING WORK

The Contractor shall provide Notice to the Village prior to the Contractor, or its employees or subcontractors, starting the Work or any phase of the Work.

ARTICLE XV – SEQUENCE OF THE WORK

The Director of Public Works shall have the power to direct the order and sequence of the Work. On any major portion of the Work, all accessories shall be set coincident with the main construction. Payment for major portions of the Work may be withheld until proper completion of accessories.

ARTICLE XVI – SUPERVISION

The Director of Public Works shall have override power to superintend and direct the Work, and the Contractor shall perform all of the Work herein specified to the satisfaction, approval and acceptance of the Police Chief. The Contractor shall have at all times a competent foreman or superintendent at the Work's site, who shall have full authority to act for the Contractor and to receive and execute orders from the Police Chief, and any instructions given to such superintendent or person, executing work for the Contractor, shall be binding on the Contractor as though it was personally given to the Contractor.

ARTICLE XVII – STANDARD OF WORK AND WORKERS

The Contractor shall employ competent staff and shall discharge, at the request of the Police Chief, any incompetent, unfaithful, abusive or disorderly workers in its employ. Where experts or skilled workers must be employed, only expert or skilled workers shall be employed.

ARTICLE XVIII – CONDITIONS OF THE WORK SITE

The Contractor shall provide and maintain such sanitary accommodations for the use of its employees as may be necessary to comply with the State and local Board of Health requirements. Public nuisances will not be permitted. The Contractor shall leave said Work's site(s) in the best possible condition to the complete satisfaction of the Police Chief. No vehicles of any kind shall be placed, parked, or operated upon any grass areas at any time except as authorized by the Director of Public Works or his authorized representative. Further, the Contractor shall exercise every precaution for the protection of all persons and all property. The safety provisions of all-applicable laws and ordinances shall be strictly observed. Any practice hazardous in the opinion of the Director of Public Works or his authorized representatives shall be immediately discontinued by the Contractor upon his receipt of instructions from the Director of Public Works or his authorized representative. To the maximum extent permitted by law, the Contractor shall be responsible for all safety-related matters.

Attachment: 2023 Sewer Lining Bid Docs w Addendum (O-2023-16 : 2023 Sewer Lining Project Award)

ARTICLE XIX – WARRANTY PERIOD

All material and workmanship shall be warranted and guaranteed according to manufacturer's recommendation after inspection and approval by the Director of Public Works or his designated representative. All work performed by the Contractor shall be warranted by the Contractor following completion and final acceptance of the Work for a period of twelve (12) months from the date of final, and not substantial, completion.

ARTICLE XX – ACCIDENTS

In the event of any accident of any kind that involves the general public or property of the Village or a third party, the Contractor shall immediately notify the Director of Public Works by phone as well as provide Notice of the same. The Notice shall include a full accounting of all details of the accident. The Contractor shall furnish the Village with copies of all reports of such accidents at the same time that the reports are forwarded to any other interested parties.

ARTICLE XXI – NO ASSIGNMENT

If the Contractor sublets or assigns any part of the Work then the Contractor shall not under any circumstances be relieved of its liabilities hereunder. All transactions of the Village shall be with the Contractor. Subcontractors shall be recognized only in the capacity of employees or workmen and shall be subject to the same requirements as to character and competence. The Contractor shall not assign, transfer, convey, sell or otherwise dispose of the whole or any part of this Contract to any person, firm or corporation without written consent of the Director of Public Works or his authorized representative.

ARTICLE XXII – DEFAULT

The following shall constitute a default an "**Event of Default**" by the Contractor under this Contract:

A. If the Contractor shall fail to strictly observe or perform one or more of the terms, conditions, covenants and agreements of this Contract;

B. If there shall be placed on any property owned by the Village any mechanics', materials' or suppliers' lien;

C. If there shall be instituted any proceeding against the Contractor seeking liquidation, dissolution or similar relief and the same shall not be dismissed within forty-five (45) calendar days;

D. If there shall be appointed any trustee, receiver or liquidator of the Contractor and such appointment shall not have been vacated within forty-five (45) calendar days; and

E. If the Contractor fails to maintain or obtain any and all permits, licenses and the like, if any, required by the Village, State or Federal governments for the Work.

Upon any Event of Default the Village shall have the option of **(i)** terminating the Contract; **(ii)** pursuing any remedy available to it at law or in equity; or **(iii)** pursuing both simultaneously. In addition, upon an Event of Default, the Village may withhold payments due to the Contractor until it has hired a replacement of the Contractor and deducted all costs of hiring a replacement.

Attachment: 2023 Sewer Lining Bid Docs w Addendum (O-2023-16 : 2023 Sewer Lining Project Award)

ARTICLE XXIII – DELAYS

The Contractor shall not be liable in damages for delays in performance when such delay is the result of fire, flood, strike, acts of God, or by any other circumstances which are beyond the control of the Contractor; provided, however, under such circumstances the Village may, at its option, cancel the Contract.

ARTICLE XXIV – COMPLIANCE WITH LAWS

The Contractor shall comply with all applicable laws, regulations and rules promulgated by any federal, state, local, or other governmental authority or regulatory body pertaining to all aspects of the Work, now in effect, or which may become in effect during the performance of the Work. The scope of the laws, regulations, and rules referred to in this paragraph includes, but is in no way limited to, the Illinois Human Rights Act, Illinois Equal Pay Act of 2003, Occupational Safety & Health Act along with the standards and regulations promulgated pursuant thereto (including but not limited to those safety requirements involving work on elevated platforms), all forms of traffic regulations, public utility, Interstate and Intrastate Commerce Commission regulations, Workers' Compensation Laws, Public Construction Bond Act, Public Works Preference Act, Employment of Illinois Workers on Public Works Act, USA Security Act, federal Social Security Act (and any of its titles), and any other law, rule or regulation of the Illinois Department of Labor, Department of Transportation, Illinois Environmental Protection Act, Illinois Department of Natural Resources, Illinois Department of Human Rights, Human Rights Commission, EEOC, and the Village of Buffalo Grove. Notwithstanding the following, the Contractor shall particularly note that:

A. NO DISCRIMINATION – The Contractor shall comply with the provisions of the Illinois Public Works Employment Discrimination Act and the Illinois Human Rights Act/Equal Opportunity Clause which, pursuant to Illinois law, are deemed to be part of this Contract.

B. FREEDOM OF INFORMATION - The Contractor agrees to furnish all documentation related to the Contract, the Work and any documentation related to the Village required under an Illinois Freedom of Information Act (ILCS 140/1 et. seq.) ("**FOIA**") request within five (5) calendar days after the Village issues Notice of such request to the Contractor. The Contractor agrees to defend, indemnify and hold harmless the Village, and agrees to pay all reasonable costs connected therewith (including, but not limited to attorney's and witness fees, filing fees and any other expenses) for the Village to defend any and all causes, actions, causes of action, disputes, prosecutions, or conflicts arising from Contractor's actual or alleged violation of FOIA or the Contractor's failure to furnish all documentation related to a FOIA request within five (5) calendar days after Notice from the Village for the same. Furthermore, should the Contractor request that the Village utilize a lawful exemption under FOIA in relation to any FOIA request thereby denying that request, Contractor agrees to pay all costs connected therewith (such as attorneys' and witness fees, filing fees and any other expenses) to defend the denial of the request. This defense shall include, but not be limited to, any challenged or appealed denials of FOIA requests to either the Illinois Attorney General or a court of competent jurisdiction.

C. ILLINOIS WORKERS ON PUBLIC WORKS ACT - To the extent applicable, the Contractor shall comply with the Illinois Workers on Public Works Act, 30 ILCS 570/1 et seq., and shall provide to the Village any supporting documentation necessary to show such compliance.

D. NOT A BLOCKED PERSON - The Contractor affirms and covenants that neither the Contractor nor any individual employed by the Contractor for this Work or under this Contract is a person forbidden from doing business with a unit of local government under Executive Order No. 13224 (Sept 23, 2001), 66 Fed.Reg. 49,079 (Sept 23, 2001) or is a person registered on the Specially Designated Nationals and Blocked Persons List. The Contractor shall indemnify the Village from all costs associated with failure to comply with this paragraph.

Attachment: 2023 Sewer Lining Bid Docs w Addendum (O-2023-16 : 2023 Sewer Lining Project Award)

E. SUBSTANCE ABUSE PREVENTION ON PUBLIC WORKS ACT - The Contractor knows, understands and acknowledges its obligations under the Substance Abuse Prevention on Public Works Act (820 ILCS 265/1 et seq.), and shall comply and require all subcontractors and lower tiered contractors to comply with the requirements and provisions thereof.

ARTICLE XXV – NO WAIVER OF RIGHTS

A waiver by the Village of any Event of Default or any term of provision of this Contract shall not be a waiver of the same Event of Default, another Event of Default or any other term or provision of this Contract.

ARTICLE XXVI – CONTROLLING LAW AND VENUE

This Contract is entered into in the State of Illinois, for work to be performed in the State of Illinois and shall be governed by and construed in accordance with the laws of the State of Illinois. Any legal matters or dispute shall be resolved in the Circuit Court of Cook County and the Parties hereby submit to the jurisdiction of such Circuit Court. This Contract shall be construed without regard to any presumption or other rule requiring construction against the Party causing the Contract to be drafted.

ARTICLE XXVII – MISCELLANEOUS

A. AMENDMENT – This Contract may be amended only in writing executed by both Parties.

B. NO RECORDING – This Contract, or a memorandum thereof, may not be recorded in any form by either Party. If either Party records this Contract, or a memorandum thereof, they shall immediately file a release of the same.

C. COUNTERPARTS – This Contract may be executed by the Parties in any number of counterparts, each of which shall be deemed an original, but all of which together shall constitute an original instrument.

D. SECTION HEADINGS – The headings in the Contract are intended for convenience only and shall not be taken into consideration in any construction or interpretation of the Contract.

E. NO THIRD-PARTY BENEFICIARIES – This Contract does not confer any rights or benefits on any third party.

F. BINDING EFFECT – This Contract shall be binding and inure to the benefit of the Parties hereto, their respective legal representatives, heirs and successors-in-interest.

G. ENTIRE AGREEMENT – This Contract supersedes all prior agreements and understandings and constitutes the entire understanding between the Parties relating to the subject matter hereof.

H. SEVERABILITY - If any term, condition or provision of the Contract is adjudicated invalid or unenforceable, the remainder of the Contract shall not be affected and shall remain in full force and effect, to the fullest extent permitted by law.

I. TORT IMMUNITY DEFENSES - Nothing contained in this Contract is intended to constitute nor shall constitute a waiver of the rights, defenses, and immunities provided or available to the Village under the Local Governmental and Governmental Employees Tort Immunity Act, 745 ILCS 10 *et seq.*

Attachment: 2023 Sewer Lining Bid Docs w Addendum (O-2023-16 : 2023 Sewer Lining Project Award)

J. **CALENDAR DAYS AND TIME.** Unless otherwise provided in this Contract, any reference in this Contract to "day" or "days" shall mean calendar days and not business days. If the date for giving of any notice required to be given, or the performance of any obligation, under this Contract falls on a Saturday, Sunday or federal holiday, then the notice or obligation may be given or performed on the next business day after that Saturday, Sunday or federal holiday.

K. **TERMINATION OF CONTRACT.** The Contract may be terminated, in whole or in part, by either party if the other party substantially fails to fulfill its obligations under the Contract through no fault of the terminating party; or the Village may terminate the Contract, in whole or in part, for its convenience. However, no such termination may be effected unless the terminating party gives the other party: (1) not less than thirty (30) calendar days written notice by certified mail of intent to terminate, and (2) an opportunity for a meeting with the terminating party before termination.

IN WITNESS WHEREOF, the Parties hereto have caused the Contract to be executed as of the Effective Date.

Village of Buffalo Grove,
an Illinois home-rule unit of government

By:_____
Name: Dane Bragg
Title: Village Manager

Company
[An Illinois _____ company]

By:_____
Name: _____
Title: _____

Attachment: 2023 Sewer Lining Bid Docs w Addendum (O-2023-16 : 2023 Sewer Lining Project Award)

CONTRACT EXHIBIT A- DESCRIPTION OF THE WORK

[Insert Description of the Work]

Attachment: 2023 Sewer Lining Bid Docs w Addendum (O-2023-16 : 2023 Sewer Lining Project Award)

CONTRACT EXHIBIT B- SCHEDULE OF PRICES

[Insert Schedule of Prices]

Attachment: 2023 Sewer Lining Bid Docs w Addendum (O-2023-16 : 2023 Sewer Lining Project Award)

CONTRACT EXHIBIT C- FORM OF PERFORMANCE AND PAYMENT BOND

Bond Number: _____

KNOW ALL MEN BY THESE PRESENTS, That _____ (the "**Principal**") and _____ _____ (the "**Surety**"), are held and firmly bound unto the Village of Buffalo Grove, an Illinois home-rule unit of government (the "**Village**"), the full and just sum of _____Dollars ($_____) in lawful money of the UNITED STATES OF AMERICA as herein provided.

THE CONDITION OF THIS OBLIGATION is such that the Principal and Surety agree to bind themselves, their successors, assigns, executors, heirs and administrators, jointly and severally, for the full and faithful performance of the Work as defined in that particular Sewer Lining 2023 contract between Principal and the Village dated __ day of _____, 20__, (hereinafter referred to as the "**Contract**"), a copy of which is attached and incorporated by reference as though fully set forth herein.

NOW THE CONDITIONS OF THIS OBLIGATION ARE SUCH that if the said Principal (**i**) shall in all respects keep and perform all the undertakings, covenants, terms, conditions and agreements of the Contract; (**ii**) shall pay all sums of money due or to become due, for any labor, materials, apparatus, fixtures or equipment furnished for the Work provided in said Contract; and (**iii**) shall remove and replace any defects in workmanship or materials which may be apparent or may develop within the ARTICLE XIX – WARRANTY PERIOD of the Contract, then this obligation shall be null and void; otherwise it shall remain in full force and effect.

And the said Surety, for value received, hereby stipulates and agrees that no change, extension of time, alteration or addition to the terms of the Contract or the Work thereunder shall in any way affect its obligation on this Bond, and it does hereby waive notice of any such change, extension of time, alteration or addition to the terms of the Contract or to the Work.

IN WITNESS WHEREOF, we have hereunto set our hands and sea ___ day of _____, 20__.

SURETY	**PRINCIPAL**
By: _____	**By:** _____
Name: _____	**Name:** _____
Title: _____	**Title:** _____
ATTEST	**ATTEST**
By: _____	**By:** _____

NOTE: Date of Bond must not be prior to date of Contract.
If Contractor is Partnership, all partners should execute Bond.
IMPORTANT: Surety companies executing Bonds must appear on the Treasury Departments most current list (Circular 570 as amended) and be authorized to transact business in the state where the Work is located.

Attachment: 2023 Sewer Lining Bid Docs w Addendum (O-2023-16 : 2023 Sewer Lining Project Award)

Ordinance No. O-2023-17 : Ordinance Authorizing a Construction Contract with Chicagoland Trenchless Rehabilitation, Inc.

Recommendation of Action

Staff recommends approval.

The 2023 Sewer Televising Project was bid on February 9th, 2023 and the lowest responsible and responsive bidder was Chicagoland Trenchless Rehabilitation, Inc. Staff recommends approval of the contract to Chicagoland Trenchless Rehabilitation, Inc. in the amount of $172,088.29, pending Village Attorney review and approval.

ATTACHMENTS:

- Memo T Bragg_Award of Bid_2023 Sewer Televising (DOCX)
- ORD_2023 Sewer Televising Project Award (DOCX)
- BIDTAB Sewer TV 2023 (PDF)
- FINAL_Sewer Televising 2023 (PDF)

Trustee Liaison	**Staff Contact**
Smith	Kyle Johnson, Engineering

Tuesday, February 21, 2023	

VILLAGE OF
BUFFALO GROVE

MEMORANDUM

DATE: February 15, 2023

TO: Dane Bragg, Village Manager

FROM: Kyle Johnson, Assistant Public Works Director

SUBJECT: 2023 Sewer Televising Project Award of Bid

Staff Recommendation

Staff recommends that the Village Board award the 2023 Sewer Televising Project contract to Chicagoland Trenchless Rehabilitation, Inc. at a price not to exceed $172,088.29 because the firm is the lowest qualified bidder for the work proposed. Due to the type and scope of the project, staff recommends a contingency fund be created and controlled by the Village in the amount of $15,644.39 (10.0% of the project cost). As bids came in below the engineers estimate, Engineering staff will consult with the Village Manager prior to exceeding the low bid price of $156,443.90. This project is entirely funded by Water/Sewer funds.

Background Information

The 2023 Sewer Televising Project was advertised for bids and opened on February 9, 2023. The lowest, qualified bid was in the amount of $156,443.90 from Chicagoland Trenchless Rehabilitation, Inc. A contingency of 10% is being requested with this award bringing the total contract amount to $172,088.29. The project includes cleaning and televising of sanitary sewers in various locations in both Cook and Lake Counties.

This project has been budgeted $150,000.00 in Water/Sewer funds for 2023. The sewer televising program created was slightly larger than budgeted and the total low bid from Chicagoland Trenchless Rehabilitation, Inc. is representative of a larger program. The 2023 Sewer Lining project bid was received under the budgeted amount. Staff will utilize Water/Sewer funds allocated for 2023 Sewer Lining to make up the difference between budgeted and bid price for sewer televising.

Attached is a copy of the Tabulation of Bids for the project indicating the lowest, total qualified bid of $156,443.90 from Chicagoland Trenchless Rehabilitation, Inc.

Attachment: Memo T Bragg_Award of Bid_2023 Sewer Televising (O-2023-17 : 2023 Sewer Televising Project Award)

ORDINANCE 2023-____

AN ORDINANCE AUTHORIZING A CONSTRUCTION CONTRACT WITH CHICAGOLAND TRENCHLESS REHABILITATION, INC.

WHEREAS, the Village of Buffalo Grove is a home rule unit pursuant to the Illinois Constitution of 1970; and

WHEREAS, the Village of Buffalo Grove seeks to enter into a Construction Contract with Chicagoland Trenchless Rehabilitation, Inc. for sewer televising of sanitary sewers along various Village streets in both Cook and Lake County,

NOW THEREFORE, BE IT ORDAINED BY THE PRESIDENT AND BOARD OF TRUSTEES OF THE VILLAGE OF BUFFALO GROVE, COOK AND LAKE COUNTIES, ILLINOIS, as follows:

SECTION 1. The foregoing recitals are hereby adopted and incorporated and made a part of this Ordinance as if fully set forth herein.

SECTION 2. The Village Manager is authorized to enter into a Construction Contract with Chicagoland Trenchless Rehabilitation, Inc. for sewer televising of sanitary sewers along various Village streets in both Cook and Lake County at a price not to exceed $172,088.29, subject to the review and approval of the Village Attorney.

SECTION 3. If any section, paragraph, clause or provision of this Ordinance shall be held invalid, the invalidity thereof shall not affect any other provision of this Ordinance.

SECTION 4. This Ordinance shall be in full force and effect from and after its passage and approval and shall not be codified.

AYES: _____
NAYES: _____
ABSENT: _____
PASSED: _____, 2023
APPROVED: _____, 2023

APPROVED:

_____
Beverly Sussman, Village President

ATTEST:

_____
Janet Sirabian, Village Clerk

Attachment: ORD_2023 Sewer Televising Project Award (O-2023-17 : 2023 Sewer Televising Project Award)

Village of Buffalo Grove
Public Works Department

Sewer Televising 2023

Bid Tabulation

Bid Opening: February 9, 2023

	CTR, Inc. 7400 Waukegan Rd #102 Niles, IL 60714 dan@ctrsystem.com	Dukes Root Control, Inc. 400 Airport Rd, Suite E Elgin, IL 60123 bids@dukes.com	National Power Rodding Corp 2500 W. Arthington Street Chicago, IL 60612 office@nationalpowerrodding.com	Hydro-Vision Technology LLC 1593 Aster Drive Romeoville, IL 60446 nick@hydrovisiontechnology.com	Visu-Sewer of Illinois, LLC 9014 S. Thomas Ave. Bridgeview, IL 60455 tbonk@visu-sewer.com	Pipe View America 900 National Pkwy, Suite 260 Schaumburg, IL 60173 tonyb@pipeviewamerica.com
Bid Bond:	Yes	Yes	Yes	Yes	Yes	Yes
Signed Bid Form:	Yes	Yes	Yes	Yes	Yes	Yes
Signed Public Contract Statements:	Yes	Yes	Yes	Yes	Yes	Yes
Contract Modifications Requested	No	No	No	No	No	No
Traffic Control Lump Sum	$500.00	$2,060.00	$35,000.00	$10,000.00	$1,750.00	$500.0
CCTV Sanitary Sewers 8"- 21" 82,510 Feet	$155,943.90	$309,412.50	$268,157.50	$218,651.50	$309,412.50	$260,731.6
Alternate C. Heavy Cleaning per L.F. per Foot	$425.00	$8.75	$65.00	$13.00	$7.50	$5.0
Alternate D Emergency CCTV per Crew Hour	$425.00	$620.00	$1,500.00	$600.00	$950.00	$425.0
2nd year option acceptance	Yes	Yes	Yes	Yes	Yes	Y
Total	$156,443.90	$311,472.50	$303,157.50	$228,651.50	$311,162.50	$261,231.6
TOTAL COST	**$156,443.90**	**$311,472.50**	**$303,157.50**	**$228,651.50**	**$311,162.50**	**$261,231.6**

Village of Buffalo Grove

Sewer Televising 2023

Bid and Contract Documents

Attachment: FINAL_Sewer Televising 2023 (O-2023-17 : 2023 Sewer Televising Project Award)

TABLE OF CONTENTS

INVITATION TO BID 2
INSTRUCTIONS TO BIDDERS 3
EXHIBIT A - PUBLIC CONTRACT STATEMENT 6
EXHIBIT B - SCHEDULE OF PRICES 7
EXHIBIT C – REFERENCE LIST 10
DESCRIPTION OF WORK 11
BID SPECIFICATIONS 11
APPENDIX A 21
APPENDIX B 22
SEWER TELEVISING 2023 CONTRACT 1
CONTRACT EXHIBIT A- Description of the Work 12
CONTRACT EXHIBIT B- Schedule of Prices 13
CONTRACT EXHIBIT C- FORM OF PERFORMANCE and PAYMENT BOND 14

Attachment: FINAL_Sewer Televising 2023 (O-2023-17 : 2023 Sewer Televising Project Award)

INVITATION TO BID

Sewer Televising 2023

The following request for bid involves cleaning and televising of approximately 82,510 linear feet of sanitary sewer and associated work in the Village of Buffalo Grove, Illinois, as herein specified and directed by the Deputy Director of Public Works Operations, Department of Public Works, 51 Raupp Boulevard, Buffalo Grove, Illinois, 60089.

For information on how to receive a copy of the Bid Package and any addenda contact the Office of the Purchasing Manager at 847-459-2500 or visit the Village of Buffalo Grove procurement website at https://www.vbg.org/bids

TIMELINE

Wednesday, February 1, 2023 at 11:00 am	Due date for all questions regarding the Work ("Question Due Date")
Thursday, February 9, 2023 at 11:00 am	Bid Proposals due to the Village ("Bid Due Date")

Attachment: FINAL_Sewer Televising 2023 (O-2023-17 : 2023 Sewer Televising Project Award)

INSTRUCTIONS TO BIDDERS

QUESTIONS ON THE WORK

All comments, concerns and questions regarding the Work and these documents shall be addressed to the Village of Buffalo Grove Purchasing Manager via email at BGfinance@vbg.org with the subject line "Sewer Televising 2023". All comments, concerns and questions regarding the Work must be received by the 11:00 AM local time on the Question Due Date (defined above).

BID PROPOSAL DOCUMENTS

Each bidder must submit **copies** of the following documents (collectively, the "**Bid Proposal**"):

1. Executed and notarized Public Contract Statement set forth on **Exhibit A**;
2. Completed Schedule of Prices set forth on **Exhibit B**;
3. Completed Reference List set forth on **Exhibit C**;
4. A list of the requested changes to the Contract citing the specific Article within the Contract and the specific change requested.

BID SECURITY

Along with the Bid Proposal, each bidder must submit with its Bid Proposal a bank draft, cashier's check, certified check or bid bond equal to at least ten percent (10%) of the Total Contract Price, as set forth in their Schedule of Prices (the "**Bid Security**").

BID SUBMITTAL

All bid proposals must be submitted electronically through the Village's Vendor Registry online procurement system by the Bid Due Date on Thursday, February 9, 2023, 11:00 AM. Hard copy bids will not be accepted. All bids will be opened and read publicly via the Teams video conferencing platform https://bit.ly/3inQVDy

In order to submit a bid proposal, bidders shall:

1. Go to www.vbg.org/bids
2. Select on the project description, 'Sewer Televising 2023'and click the large red button at the top.

   SUBMIT BID
3. Log in to your account and enter your total bid price. This will be the as read bid price.
4. Bid Submittal Documents shall be a single attachment as a .pdf document (up to 200 MB)

VoBG-2023-05 Bids for Village of Buffalo Grove, Illinois

Sewer Televising 2023

NO WITHDRAWAL OF BIDS

No Bid Proposal shall be withdrawn after the Bid Due Date without the consent of the Village for a period of ninety (90) calendar days after the Bid Due Date.

Attachment: FINAL_Sewer Televising 2023 (O-2023-17 : 2023 Sewer Televising Project Award)

QUALIFICATION OF BIDDERS

It is the intention of the Village to award the Work only to a bidder who furnishes satisfactory evidence that they have the requisite qualifications, capital, experience, facilities and ability to complete the Work successfully, promptly, and within the time frame set forth in these documents.

The Village reserves the right to make such investigations as it deems necessary to determine the qualifications and ability of any bidder. To that extent, all bidders agree to furnish to the Village any information and data requested by the Village in its investigation. Failure of a bidder to provide any information or data requested by the Village in its investigation will be grounds to reject that bidder from consideration for the Work.

INSTRUCTIONS TO BIDDERS

1. Bidders must inform themselves of all the conditions under which the Work is to be performed including, but not limited to, and where applicable, the structural integrity of the building, the conditions of the ground, building codes. No extra compensation will be given to any bidder who fails to apprise themselves of the conditions under which the Work is to be performed.

2. All exceptions requested by a bidder to the Contract must be submitted with their Bid Proposal.

3. Bidders shall be responsible, at their own expense, for all permits, business licenses and other licenses which may be required to complete the Work and required by local, county, state, or federal government.

4. All bidders are prohibited from making any contact with the Village President, Trustees, or any other official or employee of the Village (collectively, "Municipal Personnel") with regard to the Project, other than in the manner and to the person(s) designated herein. The of Buffalo Grove Village Manager reserves the right to disqualify any bidder that is found to have contacted Municipal Personnel in any manner with regard to the Project. Additionally, if the Buffalo Grove Village Manager determines that the contact with Municipal Personnel was in violation of any provision of 720 ILCS 5/33E, the matter will be turned over to the State's Attorney for review and prosecution.

Attachment: FINAL_Sewer Televising 2023 (O-2023-17 : 2023 Sewer Televising Project Award)

RESERVATION OF RIGHTS

The Village reserves the following rights regarding the bidding process:

1. The right to accept the Bid Proposal that is, in the Village's sole judgment, the best and most favorable to the interests of the Village and the public.
2. To reject the lowest bidder.
3. The right to award the Bid in part or in whole or not award any portion of the bid, whatever is deemed to be in the best interest of the Village. The Village further reserves the right to award to multiple contractors and to reject any or all bids.
4. To accept and incorporate corrections, clarifications or modifications following the Bid Due Date when doing so would not, in the Village's opinion, prejudice the procurement process or create any improper advantage to any bidder.
5. To waive irregularities and informalities in the procurement process or in any Bid Proposal; provided, however, that the waiver of any prior defect or informality shall not be considered a waiver of any future or similar defects or informalities, and bidders shall not rely upon, or anticipate, such waivers in submitting their Bid Proposal.
6. To disqualify any bidder that is found to have contacted the Village's personnel in any manner with regard to the Work.
7. The right to approve or disapprove of any or all subcontractors, or insist on no subcontractors, in connection with any Bid Proposal.
8. Reject any subcontractor from working on the Work if they are not listed in the Bid Proposal.
9. The Village shall hold the Bid Security from the two (2) lowest bidders until the Contract is signed for the Work.
10. Disqualify any bidder who requests changes to the Contract when such changes were not submitted with their Bid Proposal.

Attachment: FINAL_Sewer Televising 2023 (O-2023-17 : 2023 Sewer Televising Project Award)

EXHIBIT A - PUBLIC CONTRACT STATEMENT

This Public Contract Statement (the "**Contract Statement**") has been executed by the below supplier, contractor or vendor (collectively the "**Contractor**") in order for the Village of Buffalo Grove to obtain certain information necessary prior to awarding a public contract. The Contract Statement shall be executed and notarized and submitted as part of the Bid Proposal.

CERTIFICATION OF CONTRACTOR/BIDDER

In order to comply with 720 Illinois Compiled Statutes 5/33 E-1 et seq., the Village of Buffalo Grove requires the following certification be acknowledged:

> The Contractor certifies that it is not barred from bidding or supplying any goods, services or construction let by the Village of Buffalo Grove with or without bid, due to any violation of either Section 5/33 E-3 or 5/33 E-4 of Article 33E, Public Contracts, of the Chapter 720 of the Illinois Compiled Statutes, as amended. This act relates to interference with public contracting, bid rigging and rotating, kickbacks, and bidding.

CERTIFICATION RELATIVE TO 65 ILCS 5/11-42.1.1

In order to comply with 65 Illinois Complied Statutes 5/11-42.1.1, the Village of Buffalo Grove requires the following certification:

> The Contractor does hereby swear and affirm that it is not delinquent in the payment of any tax administered by the Illinois Department of Revenue unless it is contesting such tax in accordance with the procedures established by the appropriate revenue act, its liability for the tax or the amount of the tax. The undersigned further understands that making a false statement herein: (1) is a Class A misdemeanor, and (2) voids the contract and allows the Village to recover all amounts paid to it under the contract.

CONFLICT OF INTEREST

The Village of Buffalo Grove Municipal Code requires the following verification relative to conflict of interest and compliance with general ethics requirements of the Village:

> The Contractor represents and warrants to the Village of Buffalo Grove as a term and condition of acceptance of their Bid Proposal that none of the following Village officials is either an officer or director of Contractor nor owns five percent (5%) or more of the Contractor: the Village President, the members of the Village Board of Trustees, the Village Clerk, the Village Treasurer, the members of the Zoning Board of Appeals and the Plan Commission, the Village Manager and his/her Assistant, or the heads of the various departments within the Village.

If the foregoing representation and warranty is inaccurate, state the name of the Village official who either is an officer or director of your business entity or owns five percent (5%) or more thereof:

_____.

IN WITNESS WHEREOF, the below Contractor has signed and sealed this Contract Statement as of this ____ day of _____, 20___.

_____
Print Name of Contractor

_____
Signature

_____
Print Title

Given under my hand and official seal, this _____ day of _____, 20___.

_____
Notary Public

Attachment: FINAL_Sewer Televising 2023 (O-2023-17 : 2023 Sewer Televising Project Award)

EXHIBIT B - SCHEDULE OF PRICES

Name of Bidder:

_____

Address of Bidder:

_____

City _____ State _____ Zip _____

Telephone _____

Email Address: _____

The Bidder declares, represents and warrants that it has read and agrees to abide by the terms, conditions and obligations set forth in the Invitation to Bid. In particular, the Bidder declares, represents and warrants that it has informed itself of all the conditions under which the Work is to be performed including, but not limited to, and where applicable, the conditions of the ground, and building codes. Bidder waives any right to additional compensation for failure to make itself aware of the afore-mentioned conditions.

Bidder further declares that if their Bid Proposal is accepted, that Bidder will enter into the Contract in the same form as set forth in the Bid and Contract Documents. However, Bidder may request changes to the Contract by submitting with this Schedule of Prices a list of requested changes to the Contract.

If this bid is accepted, and the undersigned fails to (**i**) contract as aforesaid, (**ii**) provide the Performance and Payment Bond required by the Contract, and (**iii**) provide all insurance required under the Contract within fifteen (15) calendar days after the date of the award of the Contract then the Village, at its option, may determine that the bidder has abandoned this Bid, and thereupon this Bid and the acceptance thereof shall be null and void, and such security accompanying this Bid shall be forfeited and shall be the property of the Village of Buffalo Grove not as penalty, but as liquidated damages.

BID SECURITY

Accompanying this Bid is a _____

in the amount of _____ Dollars

($_____).

Note: (a) Insert the words "Bank Draft", "Cashier's Check", "Certified Check" or "Bid Bond", as the case may be.

(b) Amount must be equal to at least ten percent (10%) of the Total Base Bid.

Attachment: FINAL_Sewer Televising 2023 (O-2023-17 : 2023 Sewer Televising Project Award)

EXHIBIT B - SCHEDULE OF PRICES (cont.)

Item	Item Description	Estimated Quantities	Unit Price	Extended Price
1.	Traffic Control and Protection	1 Lump Sum		
2.	CCTV Inspection of Sanitary Sewers (8" to 21")	82,510 LF		
3.	Alternate C: Heavy Cleaning	Price per LF		
4.	Alternate D: Emergency Response	Price per Crew Hour		
TOTAL BASE BID (Items 1 – 2 only)				

EXTENSION

Do you agree that escalating prices shall be no more than the Consumer Price Index for All Urban Consumers (CPI-U) in the Chicago area or 3% whichever is less., for a possible one (1) year extensions (please initial)?

Yes _____ No _____

Attachment: FINAL_Sewer Televising 2023 (O-2023-17 : 2023 Sewer Televising Project Award)

EXHIBIT B - SCHEDULE OF PRICES (cont.)

SUBCONTRACTOR LISTING

Bidder, to employ the following listed subcontractors for the following enumerated classes of work and is not to alter or add to such list without the written consent of the Village.

	SUBCONTRACTOR	CLASS OF WORK
1.	_____	_____
2.	_____	_____
3.	_____	_____
4.	_____	_____

ACKNOWLEDGEMENT OF ADDENDA

Acknowledgement of receipt of Addenda(s)_____(list each addendum number)

Attach each signed addendum, if any, to the bid packet as part of your submittal.

CONTRACTOR SIGNATURE and CONTACT INFORMATION

_____ _____

Date Phone

_____ _____

Legal Entity E-mail

_____

(Sign here)

_____

(Print Name)

Attachment: FINAL_Sewer Televising 2023 (O-2023-17 : 2023 Sewer Televising Project Award)

EXHIBIT C – REFERENCE LIST

Contact Name: _____

Municipality/Business: _____

Dates Employed: _____ to _____

Phone Number and E-mail address: _____

Contact Name: _____

Municipality/Business: _____

Dates Employed: _____ to _____

Phone Number and E-mail address: _____

Contact Name: _____

Municipality/Business: _____

Dates Employed: _____ to _____

Phone Number and E-mail address: _____

Contact Name: _____

Municipality/Business: _____

Dates Employed: _____ to _____

Phone Number and E-mail address: _____

Attachment: FINAL_Sewer Televising 2023 (O-2023-17 : 2023 Sewer Televising Project Award)

DESCRIPTION OF WORK

The work services, equipment, labor and/or materials below shall be collectively referred to as the "Work":

Work consists of internal closed-circuit television (CCTV) inspection of sanitary sewers, conforming to the National Association of Sewer Service Companies Pipeline Assessment Certification Program, latest edition, including preparatory cleaning, disposal of debris, bypass pumping, traffic control, and completion and submittal of inspection logs.

Care shall be taken when working at all locations. Contractor shall provide all traffic control and signs and barricades to protect their work sites at all times. All sites shall be kept clean with no disturbance caused to the surrounding private property areas.

The Contractor shall provide a project schedule taking into account weather conditions to minimize disruption of service to residents. Work under this contract will require coordination with other construction projects occurring in the same locations. This may require the Contractor to work on the weekends.

BID SPECIFICATIONS

1. MATERIALS & SERVICES TO BE PROVIDED BY THE VILLAGE
   A. Water and Water Meter

The Village shall furnish water for sewer cleaning at no cost to the contractor. Water shall be obtained only from hydrants designated by the Village Director of Public Works or his designee and only through a meter obtained from the Village. There is a refundable deposit required for each meter. Water is also available at the Public Service Center for no charge, 51 Raupp Boulevard, Buffalo Grove, IL 60089. Whenever the proposed work is within the vicinity of this hydrant, the contractor shall obtain water from this hydrant only as determined by the Director of Public Works or his designee.

The contractor shall keep track of water usage on a daily basis and shall provide water use records to the Village Public Works Director or his designee at the end of each week in which work occurs. The water meter shall only be used for the Village's projects and shall not be used by the contractor for outside work.

All fire hydrants shall remain available for use by emergency services in the event of a fire and shall not be obstructed by contractor vehicles or equipment. The contractor shall ensure that a vacuum break or RPZ backflow device is provided when obtaining water from Village hydrants.

Care must be taken to turn the hydrants on and off slowly so as not to damage the water system. Field use may be revoked if contractor does not follow this guideline. Any notice of damaged or faulty hydrants must be reported to the Department of Public Works.

Attachment: FINAL_Sewer Televising 2023 (O-2023-17 : 2023 Sewer Televising Project Award)

B. Sewer Atlases

The Village shall furnish the contractor with one (1) 11" x 17" copy of the storm and/or sanitary sewer atlas sheets including the areas to be televised. The atlas sheets shall represent the best available information regarding the storm and sanitary sewers within the inspection area. Atlases are also included in Appendix B of this document.

2. TECHNICAL SPECIFICATIONS

The contractor shall provide CCTV inspection of the entire sewer segment (manhole to manhole), utilizing equipment specifically designed for sewer inspection. The contractor shall provide preparatory cleaning of the entire sewer section before conducting the CCTV inspection, as specified herein. The contractor shall provide all necessary labor, tools, materials, equipment, and appurtenances to complete the preparatory cleaning and CCTV inspection to obtain a clear video of the sewer interior.

The contractor shall provide and maintain all necessary signs, barricades, and lights as necessary to provide for the public's safety, and to comply with the requirements of the agency having jurisdiction over the right-of-way.

A. Preparatory and Heavy Cleaning

i. General

Provide preparatory cleaning of all sanitary and storm sewers to be inspected via CCTV inspection. Light cleaning shall be completed for all lines. Preparatory cleaning will include all labor, equipment, and materials necessary to obtain proper CCTV inspection of the sewer segment. The cost of preparatory cleaning shall be considered incidental to the CCTV inspection.

Heavy cleaning shall be completed as directed and approved by the Director of Public Works or his designee. Unapproved heavy cleaning will not be submitted for payment. The Village Public Works Director or his designee may request heavy cleaning after the preparatory cleaning and CCTV inspection are performed, but before substantial completion of this contract work; any remobilization costs shall be included in the cost of the heavy cleaning. Heavy cleaning shall result in lines being substantially cleared to the acceptance of the Village Public Works Director or his designee, a new CCTV inspection and report shall be completed after the heavy cleaning and be included in the cost of the heavy cleaning.

ii. Equipment

Provide equipment specifically designed for sewer cleaning as specified herein. Provide High-Velocity Jet (Hydrocleaning) equipment with 2 or more nozzles capable of producing a scouring action from 15 to 45 degrees in all size lines designated to be inspected. The contractor shall provide all equipment necessary to complete preparatory cleaning. Provide higher capacity cleaning equipment for large diameter pipes and for heavy cleaning. Provide a root cutter as needed for root removal for all pipe sizes.

Attachment: FINAL_Sewer Televising 2023 (O-2023-17 : 2023 Sewer Televising Project Award)

For heavy cleaning, utilize equipment acceptable to the Village Public Works Director or his designee, which may include power rodding or bucket equipment equipped with root cutter, sand nozzles, root saws or expandable cutters. Equipment shall be belt-driven or shall be equipped with an overload device. Direct-drive equipment that could cause damage to the sewers shall not be used.

Care should be taken to protect sewer lines from damage from either high-velocity jet cleaning or heavy cleaning. Repairing damage to sewers, equipment or appurtenances is the responsibility of the Contractor and is incidental to the contract.

iii. Execution

Light Cleaning – Provide preparatory cleaning of the sewer section to permit unobstructed passage of the CCTV camera and clean enough for the camera to identify structural defects, misalignments, service lateral connections, and points of infiltration to the satisfaction of the Public Works Director or his designee. Perform a cleaning with high-velocity jet consisting of up to as many passes or flushes needed of the entire sewer section, if necessary, to allow adequate viewing of the pipe for the purpose of proper condition assessment. Limit pullback speed to no more than one foot per second and utilize a maximum pressure of 1200 pounds per square inch (psi). Remove roots as needed to allow for unobstructed passage of the televising equipment. Light cleaning is incidental to the CCTV inspection of sanitary and storm sewers.

Heavy Cleaning – Alternate C: Perform additional cleaning (heavy cleaning), as directed by the Village Public Works Director or his designee. Heavy cleaning can include, but not be limited to, additional passes or flushes of the entire sewer section with the high-velocity jet, power rodding, or bucket equipment.

The contractor shall take all precautions necessary during all cleaning operations to protect the sewer lines and to prevent water from being forced back up into service laterals. The contractor is responsible for completing all necessary cleanup and restoration required as the result of backups or flooding onto/into public or private property at no additional cost to the Village.

iv. Disposal of Material

The contractor shall remove and dispose of all sludge, dirt, roots, sand, rocks, grease and other solid or semi-solid material resulting from the cleaning operation at the downstream manhole of the section being cleaned at no additional cost to the Village. The contractor shall not allow material cleaned from one manhole section to pass into another manhole section as this can result in line stoppages, accumulation of material in wet wells, or damage to pumping equipment.

All material removed during cleaning shall be removed from the site at the end of each workday and disposed of by the contractor in a manner acceptable to the Public Works Director or his designee. Storage of material on site or within the sewer system is not allowed. Debris removed from sewers as part of the cleaning operations can be dumped at Public Service Center's yard, 51 Raupp Blvd, Buffalo Grove, IL 60089 only if prior arrangements have been made and there is available space at the Public Service Center.

Attachment: FINAL_Sewer Televising 2023 (O-2023-17 : 2023 Sewer Televising Project Award)

v. Deliverables

The contractor shall keep a log of cleaning operations conforming to the National Association of Sewer Service Companies Pipeline Assessment Certification Program, latest edition. This shall include, but not be limited to, for each sewer the date it was cleaned, which cleaning method was utilized, type and approximate quantity of material removed. This information shall be provided to the Village at the end of each work week.

B. Closed-Circuit Television (CCTV) Inspection

i. General

Provide all labor, material, tools, equipment, and appurtenances necessary to provide closed circuit television (CCTV) and audio-video recording of the internal inspection of sanitary and storm sewers at a picture quality to the satisfaction of the Director of Public Works or his designee.

ii. Equipment

The contractor shall utilize a digital color television camera designed and constructed for sewer inspection with the following capabilities:

a. High-resolution color-chip camera and monitor capable of producing a minimum of 650 lines of resolution.
b. Adjustable directional lighting sufficient to allow a clear picture of the entire periphery of the pipe.
c. Auxiliary lighting for sewers larger than 12-inch diameter.
d. Operable in 100 percent humidity conditions.
e. A 360-degree radial by 270-degree pan-and-tilt viewing field.
f. Remote or manually operated.
g. Electronic footage counters accurate to less than 1 percent error over the length of each pipe segment.
h. Able to be equipped with skids or floatation device where necessary to position the camera in the center of the pipe for all diameter sewers being televised.

The contractor shall utilize a total audio-video recording system and procedures as required to produce a high-quality digital video and audio production of bright, sharp, clear pictures with accurate color, free from distortion. The audio portion shall have proper volume and clarity and shall be free from distortion. The contractor shall record inspections electronically and create hard drives/flash drives directly from digital content without an intermediate analog conversion.

The contractor shall prepare hard drives/flash drives and inspection logs. Other software formats may only be accepted as approved by the Village Director of Public Works or his designee.

C. Execution

i. Prior to conducting any CCTV inspection, complete preparatory cleaning.
ii. Provide a complete inspection of the entire length of sewer, including both upstream and downstream manholes, panning as needed to see all areas of the sewer and manholes.

Attachment: FINAL_Sewer Televising 2023 (O-2023-17 : 2023 Sewer Televising Project Award)

iii. Utilize blowers, fans, or other means to force out steam from the sewers as needed to provide a clear image of the pipe condition.
iv. Conduct the inspections with the flow of sewage from upstream to downstream manhole ("forward setup"). "Reverse setups" (from downstream to upstream manhole) shall only be allowed if a forward setup is not possible (e.g., upstream manhole is not accessible) or if the forward setup could not be completed due to an obstruction in the sewer. The cost to reset the televising equipment for a reverse setup is incidental to the contract.
v. All inspections shall begin at the center of the beginning manhole and conclude at the center of the ending manhole.
vi. Provide verbal commentary of the sewer inspection for the entire length of inspection. This is utilized as a cross-check against written logs and is useful as a reminder of which sewer is being televised.
vii. Move the camera at a speed no greater than 30 feet per minute, stopping at all defects and points of infiltration. Pan as necessary to permit proper documentation of the sewer's condition.
viii. Stop at all service connections, pan, and look up service, and note items such as type of connection, presence of plugs, leaks, type of material, and any structural damage. Adjust focus and lighting as needed to obtain a bright, clear view of the connection and service pipe. Position the camera to view as far up the service connection as possible.
ix. Stop televising if camera becomes submerged. Use high-pressure jetting or other means to lower water level to a point below the camera. Provide temporary plugs and/or bypass pumping if necessary and as approved by the Director of Public Works or his designee.
x. The contractor may complete multiple sewer runs from a single setup, however each sewer segment (manhole to manhole) must have a discrete CCTV inspection video and inspection log.

D. Deliverables

The contractor shall provide 1 (one) copy each of a hard drive/flash drive (type to be acceptable to the Village) and computer-generated inspection logs of each individual inspection including all color photos. In addition, the contractor shall provide to the Village a field mark-up of any clarifications to the sewer system configuration as shown on the Village's atlases, including but not limited to incorrectly shown connections between structures, pipes or manholes not shown on the atlases, sewers shown in the wrong location or other mapping inconsistency.

The written logs shall conform to the National Association of Sewer Service Companies Pipeline Assessment Certification Program, latest edition and shall contain, but not be limited to, the following information:

i. Village Name;
ii. Project Name;
iii. Location of sewer line including street name and nearest address to upstream manhole and if the service is capped;
iv. Inspector's name;

Attachment: FINAL_Sewer Televising 2023 (O-2023-17 : 2023 Sewer Televising Project Award)

v. Date;
vi. Upstream and Downstream Manhole IDs;
vii. Direction of flow;
viii. Direction of inspection;
ix. Depth from rim to invert at the upstream and downstream ends of the sewer;
x. Pipe size, type/material, joint spacing, and total length;
xi. Surface weather conditions;
xii. Photographs of specific severe defects and a representative sample of overall pipe condition;
xiii. Manhole construction material; and
xiv. Documented footage (from starting manhole) and clock orientation of all pipe defects, changes in pipe material, infiltration sources (including estimated flow rates in gallons per minute), service connections, root intrusion, mineral deposits, obstructions, protruding laterals, grease accumulation, back-pitched sections, off-set joints and any other abnormal conditions.

The written logs should be bound into white "D-ring" type presentation binders with tab inserts to separate each of the inspection reports organized by street name. The title of the project shall be placed in the front cover of the binder and include the Village's name, project title, Contractor name, and date. A Table of Contents should be present and contain at a minimum: Page Number, Street Name, MH Start, MH Stop, Size, Length, and Flash Drive ID Number. The binders should be submitted at the end of the project.

Each inspection recording shall begin with a verbal explanation of the current date, project name, and Village; followed by the general location, manhole segment and direction of viewing and beginning footage count superimposed on the video signal. The footage counter and manhole segment shall appear throughout the entire video recording. The audio track, video, and inspection log shall all match. Provide an audio track describing all information documented in the inspection log.

Storm sewers and sanitary sewers shall be recorded on separate hard drives/flash drives.

For each partial payment hard drives/flash drives shall be given to the Village Public Works Director or his designee containing pdf versions of the reports completed for sewer segments requested in the partial payment. Each pdf copy shall be a separate file for each sewer segment and have the segment clearly identified in the file name.

3. SCHEDULING OF WORK

The contractor must commence work within thirty (30) calendar days after the date of the Notice to Proceed. The Contractor shall fully complete all work to the point of final acceptance by the Village, and to complete doing all other things required of them by the Contract Documents on or before and no later than ninety (90) calendar days from the date of the Notice to Proceed.

The contractor shall arrange and schedule work to minimize the disruption of traffic and access to property.

For the purpose of this agreement, Business Work Hours shall be Monday through Friday from 7:00 am until 4:00 pm, unless otherwise authorized by the Deputy Director of Public Works. Any work outside the allowed time periods in accordance with the Village Ordinance, including but not limited to material deliveries, mobilization of equipment, warming up machinery, or truck staging, shall be imposed a $250 monetary penalty for each occurrence.

Attachment: FINAL_Sewer Televising 2023 (O-2023-17 : 2023 Sewer Televising Project Award)

4. EMERGENCY RESPONSE – ALTERNATE D

In the event of an emergency, the Village may request CCTV inspection services within one year from the date of signed contract with a required response time of less than 24 hours.

5. TRAFFIC CONTROL AND PROTECTION

Traffic control shall be in accordance with the applicable sections of the "Standard Specifications", the applicable guidelines contained in the "Illinois Manual on Uniform Traffic Control Devices for Streets and Highways", these Special Provisions, and any special details and highway standards contained herein and, in the plans, and the "Standard Specifications for Traffic Control Items".

Special attention is called to Articles 107.09 and 107.14 of the "Standard Specifications" and the following highway standards relating to traffic control:

701011-04, 701101-05, 701106-02, 701501-06, 701801-06, 701901-08

The Contractor shall obtain, erect, maintain, and remove all signs, barricades, flagmen, and other traffic control devices as may be necessary for the purpose of regulating, warning, or guiding traffic and protecting pedestrians. Placement and maintenance of all traffic control devices shall be as directed by the Director of Public Works or his authorized representative, and in accordance with the applicable parts of Article 107.14 of the "Standard Specifications" and the "Manual on Uniform Traffic Control Devices for Streets and Highways".

At a minimum, the Contractor will provide appropriate signage and lighted barricades where any hazardous conditions are created. In addition, when the Contractor is working on a major road (i.e., Dundee Road, Deerfield Parkway, Buffalo Grove Road, and IL Rt. 22) and needs to close a lane of traffic to perform work, a Type C trailer mounted flashing arrow board along with construction signs and a barricade lane taper is required. Any work damaged due to lack of adequate barricades shall be replaced by the Contractor at the Contractor's expense.

6. MEASUREMENT OF PAYMENT

A. Traffic Control and Protection

This work will be paid for at the Contract lump sum price for Traffic Control and Protection, which price shall be payment in full for all labor, materials, transportation, handling, and incidentals necessary to furnish, install, maintain, replace, relocate, and remove all traffic control devices indicated in the Special Provisions or as required by construction activities.

~~B. CCTV Inspection of Storm Sewers (8" to 54")~~

~~This item includes the CCTV inspection of storm sewers ranging in size from 8 to 54 inches in diameter, including preparatory light cleaning and preparation and delivery of cleaning operations log, hard drives/flash drives, and inspection logs. This item will be measured in linear feet of completed, unique CCTV inspection along the centerline of each sewer segment. The contractor will not be paid for redundant or overlapping CCTV inspections.~~

Attachment: FINAL_Sewer Televising 2023 (O-2023-17 : 2023 Sewer Televising Project Award)

C. CCTV Inspection of Sanitary Sewers (8" to 21")

This item includes the CCTV inspection of sanitary sewers ranging in size from 8 to 21 inches in diameter, including preparatory light cleaning and preparation and delivery of cleaning operations log, hard drives/flash drives, and inspection logs. This item will be measured in linear feet of completed, unique CCTV inspection along the centerline of each sewer segment. The contractor will not be paid for redundant or overlapping CCTV inspections.

D. Heavy Cleaning

If this Alternate C is approved by the Village, this item includes heavy cleaning of the sewer as specified and at the direction and prior written approval of the Director of Public Works or his designee. This item will be measured in linear feet of sewer cleaned.

E. Emergency CCTV Inspection Sanitary or Storm Sewer (8" to 54")

If this Alternate D is approved by the Village, this item includes the CCTV inspection of sanitary and/or storm sewers ranging in size from 8 to 54 inches in diameter, including preparatory light cleaning and preparation, delivery of hard drives/flash drives and inspection logs and within the 24-hour emergency response time frame. This item will be measured in the number of crew hours on-site in the Village. Response to requests for Emergency CCTV Inspection not within the required 24-hour emergency response time frame will be paid at the applicable non-emergency per-foot rate.

7. PERMITS

The contractor is responsible for obtaining all permits needed for CCTV inspection and Alternates C and D within Village, County, State or Railroad rights-of-way. The cost for obtaining permits is incidental to the contract.

8. STORAGE AREA FOR TRUCKS AND ALL OTHER CONSTRUCTION RELATED EQUIPMENT AND MATERIALS

No overnight parking of trucks and other construction related equipment or materials will be allowed on Village streets. Parking of trucks and other construction related equipment or materials on other public property must be approved by the Director of Public Works or his authorized representative. Parking of any construction trucks, equipment, or materials on private property is prohibited, unless otherwise permitted by law.

9. SEQUENCE OF OPERATION

The Contractor shall consult with the Director of Public Works or his authorized representative concerning the detail and scheduling of the work contemplated herein and shall be governed by the decision of said Director of Public Works or his authorized representative.

The Contractor shall coordinate its work in a manner that will cause as little inconvenience to traffic as is possible. The Contractor shall work closely with the Village Officials, Fire and Police in coordination with the least amount of interruption to normal traffic and parking facilities, access to homes and inconvenience to the public.

Attachment: FINAL_Sewer Televising 2023 (O-2023-17 : 2023 Sewer Televising Project Award)

10. CARE AND PROTECTION OF PROPERTY

Contractor shall be responsible for the preservation of all public and private property and use every precaution necessary to prevent damage thereto. If any direct or indirect damage is done to public or private property by or on account of any act, omission, neglect, or misconduct in the execution of the work on the part of the contractor, restore such property to a condition similar or equal to that existing before the damage was done, or make good the damage in other manner acceptable to the Village. Any unapproved access to private property will result in a monetary penalty of $500 for each occurrence.

The Contractor shall take all necessary precautions when working near mailboxes. If at the Contractors discretion, a mailbox will interfere with construction operations, a temporary mailbox shall be located per the United States Postal Service requirements and the permanent mailbox reinstalled following said operation. At no time shall a resident be without a mailbox or not receive mail due to a mailbox being removed, replaced, or damaged. The Contractor shall replace, at no additional cost to the Owner, any mailbox or post which has been damaged by the Contractor's operations due to neglect, misconduct, or poor workmanship. The cost of all materials required and all labor necessary to comply with the above Provisions will not be paid for separately but shall be considered as included in the unit bid prices of the contract, and no additional compensation will be allowed. Public Works will provide mailbox installation requirements if needed.

The Contractor must maintain access for both residents and mail carriers to all mailboxes throughout the duration of the project.

Any damage to existing hardscape from tracked equipment or due to the Contractor's negligence, workmanship, or neglect shall be replaced at the Contractor's expense. It is recommended rubber tired or rubber tracked equipment is used. Any unwarranted disturbance to the existing hardscape to remain will warrant repairs made joint to joint and in conformance with the bid documents with limits specified in the Maintenance Letter of Credit general condition. The Village shall determine the limit of removal and replacement operations, and all work shall be completed to the satisfaction of the Engineer. Hard surfaces shall also be left in a clean and usable state, which generally will require sweeping following work. Failure to appropriately clean up and/or sweep an area when work is complete at that area will result in a monetary penalty of $250 for each occurrence.

11. GENERAL

The Contractor shall at all times have a competent person in charge of its work crew at the job site, to which the Village representative may issue directives. Such a person shall be authorized to accept and act upon such directives.

12. CERTIFIED PAYROLL REPORTS

Pursuant to PA 100-1177 the Illinois Department of Labor (IDOL) has activated an electronic database (Payroll Portal) capable of accepting and retaining certified payrolls submitted under the State of Illinois Prevailing Wage Act (820 ILCS/130/1). All contractors and subcontractors completing work for the Village of Buffalo Grove pursuant to the Act must submit all certified payroll through the IDOL Payroll Portal.

The Village is an Illinois unit of local government, and the Work hereunder is subject to the Illinois Prevailing Wage Act, 820 ILCS 130/0.01, et seq. Consequently, the Contractor and each subcontractor shall submit with their

Attachment: FINAL_Sewer Televising 2023 (O-2023-17 : 2023 Sewer Televising Project Award)

application for payment(s) the email certification received from their IDOL Payroll Portal submittal with each of their pay requests. Any delay in processing the payments due to a lack of aforementioned email certification shall not be an event of default by the Village and shall not excuse any delay by the Contractor who shall proceed with the Work as if no delay in payment has occurred. The Contractor and Village shall agree to take any further steps not outlined above to ensure compliance with the Prevailing Wage Act. Upon two business days' Notice, the Contractor and each subcontractor shall make available to the Village their records to confirm compliance with the Prevailing Wage Act. Finally, to ensure compliance with Prevailing Wage Act, the Contractor and each subcontractor shall keep for a period of not less than 5 years after the Work has been completed records of all laborers, mechanics, and other workers employed by them for the Work; the records shall include each worker's name, address, telephone number, classification or classifications, the hourly wages paid in each period, the number of hours worked each day, the starting and ending times of work each day and, when available, last four digits of the social security number. The Contractor shall provide a list of every name, address, phone number and email of every sub-contractor for the Work.

If the contractor must submit the payroll to the Village of Buffalo Grove for reasons outside of their control, the Village requests that the Contractor submit all certified payroll reports, including subcontractors, and EEO reporting be sent electronically in separate files for each respective Contractor/subcontractor with the weeks ending date in the file name to tsianis@vbg.org (i.e. Contractor Name Week Ending.pdf).

The Contractor is responsible for providing all records in accordance with the Illinois Department of Labor's (IDOL) requirements pertaining to the Prevailing Wage Act on the standard IDOL form. Only the last four (4) digits of the employee's social security number will be required; the remaining digits shall be "X" or redacted. To complete the certified payroll request for release of payment, the Contractor must supply a signed and notarized written statement that all necessary documentation has been turned over for the pay period pertaining to that payment requested.

Under P.A. 98-0328, the public body must retain copies of the certified payroll for 5 years rather than 3 years as was the case previously. The Illinois Department of Labor (IDOL) has created model certified payroll forms which can be found at the IDOL website www.illinois.gov/idol. the new form consists of three pages identified as the "certified transcript of payroll affidavit" and "certified transcript of payroll instructions". The new forms on the IDOL website can be filled in online and then printed out. under P.A. 98-0482, contractors and subcontractors will have to provide additional information with respect to working hours, wage rates, overtime rates and fringe benefits. The IDOL's model certified payroll forms are the most current forms for compliance with P.A. 98-0482 and should be used in public works contracts.

Attachment: FINAL_Sewer Televising 2023 (O-2023-17 : 2023 Sewer Televising Project Award)

APPENDIX A
SANITARY SEWER TELEVISING
APPROXIMATE SUMMARY OF QUANTITIES

Attachment: FINAL_Sewer Televising 2023 (O-2023-17 : 2023 Sewer Televising Project Award)

Cook County							
ID	Diameter (in)	Length (ft)	County	Downstream Manhole	Upstream Manhole	Material	Notes
21233927	8	10.5	Cook	C09-1005	C09-1007	Asbestos Concrete	REGENT DR
21236212	8	37.9	Cook	D08-1760	D08-1759	Asbestos Concrete	INDIAN HILL DR
21232922	8	41.7	Cook	D08-1520	D08-1513	Asbestos Concrete	PLUM GROVE CIR
21236460	8	44.8	Cook	D10-1004	D10-1003	Unknown	PRIVATE ROAD
21234458	8	51.7	Cook	D09-1261	D10-1004	Unknown	PRIVATE ROAD
21236988	8	56.1	Cook	D09-1777	D09-1774	Poly Vinyl Chloride	WEIDNER RD
21237211	8	66.3	Cook	D09-1752	D09-1751	Vitrified Clay Pipe	WINDSOR DR
21233261	8	66.4	Cook	D09-1259	D09-1261	Unknown	PRIVATE ROAD
21235310	8	68.2	Cook	D09-1776	D09-1775	Poly Vinyl Chloride	BERNARD DR
21235258	8	71.1	Cook	D08-1262	D08-1261	Asbestos Concrete	WHITEHALL CT
21234793	8	73.2	Cook	D09-1751	D09-1750	Vitrified Clay Pipe	WINDSOR DR
21234893	8	74.9	Cook	D08-1503	D08-1502	Asbestos Concrete	REGENT DR
21236108	8	75.7	Cook	D09-1256	D09-1260	Unknown	WEIDNER RD
21235048	8	83.6	Cook	D08-1511	D08-1510	Asbestos Concrete	REGENT CT W
21235744	8	85.4	Cook	C08-1003	C08-1002	Vitrified Clay Pipe	BEECHWOOD RD
21236401	8	87.7	Cook	C09-1258	C09-1257	Asbestos Concrete	BEECHWOOD RD
21234920	8	88.1	Cook	D09-1018	D08-1267	Asbestos Concrete	STONEGATE RD
21233081	8	88.9	Cook	D09-1005	D09-1004	Asbestos Concrete	TIMBER HILL RD
21235284	8	89.3	Cook	D09-1507	D09-1506	Vitrified Clay Pipe	WINDSOR DR
21237088	8	89.9	Cook	D08-1752	D08-1751	Asbestos Concrete	PLUM GROVE CIR
21234757	8	90.2	Cook	D08-1259	D08-1258	Asbestos Concrete	WHITEHALL DR
21233910	8	91.4	Cook	C09-1011	C09-1012	Asbestos Concrete	CHATHAM CIR
21236465	8	93.2	Cook	D09-1260	D09-1259	Unknown	PRIVATE ROAD
21237392	8	94	Cook	C08-1255	C08-1260	Asbestos Concrete	FORESTWAY CT
21233718	8	97.9	Cook	D09-1009	D09-1008	Asbestos Concrete	TIMBER HILL RD
21234974	8	99	Cook	D08-1256	D08-1005	Asbestos Concrete	WHITEHALL DR
21235105	8	100.1	Cook	D08-1269	D08-1268	Asbestos Concrete	COUNTRY LN
21234978	8	100.9	Cook	D09-1012	D09-1011	Asbestos Concrete	COUNTRY LN
21234931	8	102.2	Cook	D08-1265	D08-1264	Asbestos Concrete	STONEGATE RD
21235317	8	102.3	Cook	D08-1261	D08-1006	Asbestos Concrete	WHITEHALL CT
21234915	8	102.8	Cook	D09-1016	D09-1015	Asbestos Concrete	PLUM GROVE CIR
21233751	8	102.9	Cook	D08-1762	D08-1761	Asbestos Concrete	INDIAN HILL DR
21235365	8	104.1	Cook	D08-1257	D08-1262	Asbestos Concrete	WHITEHALL CT
21234247	8	104.2	Cook	C08-1264	C08-1263	Asbestos Concrete	LONGWOOD DR
21233278	8	104.9	Cook	D09-1508	D09-1507	Vitrified Clay Pipe	WINDSOR DR
21233783	8	106	Cook	C09-1264	C09-1263	Asbestos Concrete	ESTATE DR

21235023	8	106.9	Cook	D08-1502	D08-1501	Asbestos Concrete	REGENT DR
21237297	8	108.8	Cook	C09-1012	C09-1013	Asbestos Concrete	CHATHAM CIR
21235161	8	109.3	Cook	D08-1501	D08-1500	Asbestos Concrete	REGENT DR
21236570	8	110.1	Cook	D09-1017	D09-1018	Asbestos Concrete	STONEGATE RD
21234982	8	110.9	Cook	D08-1253	D08-1252	Asbestos Concrete	TIMBER HILL RD
21234264	8	111.5	Cook	C09-1260	C09-1261	Asbestos Concrete	ESTATE DR
21232931	8	111.6	Cook	C08-1259	C08-1258	Vitrified Clay Pipe	BEECHWOOD RD
21234594	8	112.4	Cook	C09-1263	C09-1015	Asbestos Concrete	ESTATE DR
21237241	8	113.8	Cook	C08-1005	C08-1004	Vitrified Clay Pipe	BEECHWOOD RD
21237384	8	114	Cook	D09-1757	D09-1759	Asbestos Concrete	WEIDNER CT
21235065	8	114.4	Cook	D09-1000	D08-1254	Asbestos Concrete	TIMBER HILL RD
21234633	8	114.5	Cook	D08-1516	D08-1515	Asbestos Concrete	INDIAN HILL DR
21163809	8	115	Cook	D09-1511	D09-1510	Asbestos Concrete	TIMBER HILL RD
21234431	8	115	Cook	C08-1265	C08-1264	Asbestos Concrete	LONGWOOD DR
21234582	8	115.1	Cook	C08-1004	C08-1003	Vitrified Clay Pipe	BEECHWOOD RD
21233993	8	116.1	Cook	C08-1254	C08-1253	Asbestos Concrete	FORESTWAY DR
21237347	8	117.1	Cook	D09-1505	D09-1775	Asbestos Concrete	BERNARD DR
21234479	8	120.5	Cook	C08-1262	C08-1261	Asbestos Concrete	REGENT DR
21235176	8	120.8	Cook	D09-1013	D09-1012	Asbestos Concrete	COUNTRY LN
21237137	8	121.1	Cook	D08-1254	D08-1259	Asbestos Concrete	WHITEHALL DR
21234004	8	121.6	Cook	C08-1006	C08-1005	Vitrified Clay Pipe	BEECHWOOD RD
21236338	8	122.6	Cook	D08-1252	D08-1251	Asbestos Concrete	TIMBER HILL RD
21236210	8	123.8	Cook	C09-1256	C09-1255	Asbestos Concrete	BEECHWOOD RD
21237091	8	124.4	Cook	D08-1267	D08-1266	Asbestos Concrete	STONEGATE RD
21235012	8	125	Cook	D09-1502	D09-1501	Asbestos Concrete	TIMBER HILL RD
21234124	8	125.1	Cook	D09-1514	D09-1513	Asbestos Concrete	INDIAN HILL DR
21163577	8	125.8	Cook	D09-1007	D09-1511	Asbestos Concrete	TIMBER HILL RD
21237146	8	126.4	Cook	C08-1258	C08-1007	Vitrified Clay Pipe	BEECHWOOD RD
21233889	8	129.1	Cook	C09-1007	C09-1006	Asbestos Concrete	REGENT DR
21236463	8	130.2	Cook	C09-1251	C09-1250	Asbestos Concrete	BEECHWOOD RD
21237097	8	130.7	Cook	D08-1751	D08-1750	Asbestos Concrete	PLUM GROVE CIR
21233464	8	133.7	Cook	D09-1768	C09-1262	Asbestos Concrete	ESTATE DR
21369774	8	134.2	Cook	D09-1771	D09-1769	Asbestos Concrete	BERNARD DR
21235036	8	136.1	Cook	D08-1264	D08-1263	Asbestos Concrete	STONEGATE RD
21237262	8	137.9	Cook	C09-1252	C09-1251	Asbestos Concrete	BEECHWOOD RD
21233586	8	138.8	Cook	C08-1007	C08-1009	Vitrified Clay Pipe	BEECHWOOD CT W
21235298	8	139.9	Cook	D09-1505	D09-1504	Asbestos Concrete	BERNARD DR
21235708	8	140.1	Cook	D08-1507	D08-1506	Asbestos Concrete	BERNARD DR

21234169	8	140.2	Cook	C09-1255	C09-1254	Asbestos Concrete	BEECHWOOD RD
21233664	8	141.9	Cook	D09-1004	D09-1003	Asbestos Concrete	TIMBER HILL RD
21236467	8	143.5	Cook	C09-1254	C09-1252	Asbestos Concrete	BEECHWOOD RD
21234662	8	144	Cook	D08-1757	D08-1507	Asbestos Concrete	BERNARD DR
21163814	8	144.4	Cook	D09-1501	D09-1500	Asbestos Concrete	TIMBER HILL RD
21233013	8	144.6	Cook	D09-1013	D09-1016	Asbestos Concrete	PLUM GROVE CIR
21237144	8	144.6	Cook	D09-1010	D09-1009	Asbestos Concrete	TIMBER HILL RD
21235204	8	145.5	Cook	D08-1503	D08-1504	Asbestos Concrete	REGENT CT E
21233527	8	147.7	Cook	D09-1767	C09-1265	Asbestos Concrete	CHATHAM CIR
21233941	8	148.2	Cook	C08-1253	C08-1252	Asbestos Concrete	FORESTWAY DR
21236437	8	149.4	Cook	D08-1515	D08-1514	Asbestos Concrete	INDIAN HILL DR
21234745	8	151.1	Cook	D08-1753	D08-1752	Asbestos Concrete	PLUM GROVE CIR
21233641	8	152.3	Cook	D09-1015	D09-1014	Asbestos Concrete	PLUM GROVE CIR
21235484	8	155.5	Cook	D09-1008	D09-1007	Asbestos Concrete	TIMBER HILL RD
21233594	8	156.8	Cook	D09-1002	D09-1001	Asbestos Concrete	TIMBER HILL RD
21163831	8	163.2	Cook	D09-1017	D09-1019	Asbestos Concrete	STONEGATE CT
21236408	8	164.9	Cook	C09-1259	C09-1258	Asbestos Concrete	BEECHWOOD RD
21234240	8	165.3	Cook	C09-1262	C09-1260	Asbestos Concrete	ESTATE DR
21234221	8	166.1	Cook	C09-1257	C09-1256	Asbestos Concrete	BEECHWOOD RD
21233686	8	167	Cook	D09-1001	D09-1000	Asbestos Concrete	TIMBER HILL RD
21234391	8	167.8	Cook	C09-1250	C09-1010	Asbestos Concrete	BEECHWOOD RD
21233683	8	168.4	Cook	D08-1506	D08-1508	Asbestos Concrete	BERNARD DR
21234237	8	168.4	Cook	D08-1761	D08-1760	Asbestos Concrete	INDIAN HILL DR
21163676	8	168.9	Cook	D09-1003	D09-1002	Asbestos Concrete	TIMBER HILL RD
21234353	8	172.3	Cook	C09-1009	C09-1008	Asbestos Concrete	BEECHWOOD RD
21236487	8	172.9	Cook	C09-1009	C09-1013	Asbestos Concrete	CHATHAM CIR
21233772	8	175.9	Cook	C08-1261	D08-1763	Asbestos Concrete	REGENT DR
21235172	8	183.5	Cook	D08-1254	D08-1253	Asbestos Concrete	TIMBER HILL RD
21234638	8	184.1	Cook	D09-1504	D09-1509	Asbestos Concrete	WINDSOR DR
21236746	8	186.8	Cook	D08-1513	D08-1512	Asbestos Concrete	PLUM GROVE CIR
21163792	8	187.8	Cook	C08-1266	C09-1014	Asbestos Concrete	LONGWOOD CT
21233953	8	188.1	Cook	C08-1268	C08-1267	Vitrified Clay Pipe	KATHERINE CT
21237172	8	188.2	Cook	C08-1011	C07-1261	Asbestos Concrete	BERNARD DR
21235192	8	190.3	Cook	D08-1257	D08-1256	Asbestos Concrete	WHITEHALL DR
21350544	8	190.3	Cook	D08-1002	D08-1001	Poly Vinyl Chloride	LAKE COOK RD
21235054	8	191.6	Cook	C08-1256	C08-1255	Asbestos Concrete	FORESTWAY DR
21236153	8	193.1	Cook	C09-1010	C09-1009	Asbestos Concrete	BEECHWOOD RD
21237220	8	193.8	Cook	D08-1755	D08-1754	Asbestos Concrete	TERRACE PL

21236280	8	195	Cook	C09-1002	C09-1001	Vitrified Clay Pipe	WEIDNER RD
21236494	8	199.2	Cook	D08-1763	D08-1509	Asbestos Concrete	REGENT DR
21234556	8	203.7	Cook	D09-1253	D09-1257	TRUSS Composite Sewer Pipe	LAKE COOK RD
21163738	8	206.3	Cook	C09-1252	C09-1253	Asbestos Concrete	BEECHWOOD CT E
21233873	8	209.1	Cook	C09-1002	C09-1003	Vitrified Clay Pipe	WEIDNER RD
21234146	8	209.3	Cook	D09-1769	D09-1772	Asbestos Concrete	BERNARD DR
21234425	8	212.8	Cook	C08-1256	C08-1268	Vitrified Clay Pipe	KATHERINE CT
21237410	8	213.3	Cook	D08-1006	D08-1002	Asbestos Concrete	WHITEHALL CT
21236243	8	216.6	Cook	D09-1769	D09-1768	Asbestos Concrete	ESTATE DR
21234389	8	219	Cook	C09-1001	C09-1000	Vitrified Clay Pipe	WEIDNER RD
21233767	8	219.7	Cook	D08-1508	C08-1011	Asbestos Concrete	BERNARD DR
21236486	8	226.2	Cook	D08-1758	D08-1757	Asbestos Concrete	BERNARD DR
21234443	8	226.8	Cook	D09-1768	D09-1767	Asbestos Concrete	CHATHAM CIR
21233417	8	227.4	Cook	C08-1002	C07-1262	Vitrified Clay Pipe	ARLINGTON HTS RD
21236255	8	228.7	Cook	D09-1252	D09-1263	Vitrified Clay Pipe	ST MARYS PKWY
21233337	8	228.8	Cook	D08-1505	D08-1511	Asbestos Concrete	REGENT CT W
21163693	8	237	Cook	D08-1756	D08-1758	Asbestos Concrete	BERNARD DR
21234614	8	237.8	Cook	C08-1266	C08-1265	Asbestos Concrete	LONGWOOD DR
21234695	8	240.4	Cook	C09-1260	C09-1259	Asbestos Concrete	ESTATE DR
21233048	8	240.7	Cook	D09-1010	D09-1013	Asbestos Concrete	COUNTRY LN
21234222	8	243.5	Cook	D09-1772	D09-1778	Asbestos Concrete	BERNARD DR
21233911	8	244.5	Cook	C08-1007	C08-1006	Vitrified Clay Pipe	BEECHWOOD RD
21233919	8	245.2	Cook	D08-1757	D08-1516	Asbestos Concrete	INDIAN HILL DR
21234468	8	248.9	Cook	D09-1257	D09-1256	TRUSS Composite Sewer Pipe	WEIDNER RD
21237183	8	254.5	Cook	D08-1251	D08-1009	Asbestos Concrete	LAKE COOK RD
21236126	8	256.8	Cook	C09-1003	C09-1004	Vitrified Clay Pipe	WEIDNER RD
21234952	8	266.6	Cook	D08-1004	D08-1003	Asbestos Concrete	WHITEHALL DR
21163640	8	266.7	Cook	D09-1006	D09-1005	Asbestos Concrete	TIMBER HILL RD
21234078	8	267.1	Cook	D09-1774	D09-1514	Asbestos Concrete	WEIDNER RD
21236573	8	271.2	Cook	D08-1505	D08-1503	Asbestos Concrete	REGENT DR
21233498	8	278.4	Cook	D08-1506	D08-1505	Asbestos Concrete	REGENT DR
21235190	8	279	Cook	D08-1005	D08-1004	Asbestos Concrete	WHITEHALL DR
21234279	8	279.2	Cook	D09-1503	D08-1756	Asbestos Concrete	BERNARD DR
21235027	8	279.3	Cook	D08-1765	D08-1263	Asbestos Concrete	STONEGATE RD
21163784	8	279.8	Cook	C09-1000	C08-1257	Vitrified Clay Pipe	BEECHWOOD RD
21233978	8	281.5	Cook	C08-1257	C08-1256	Vitrified Clay Pipe	FORESTWAY DR
21236378	8	282.2	Cook	D08-1756	D08-1755	Asbestos Concrete	TERRACE PL
21232951	8	286.3	Cook	D09-1251	D09-1010	Asbestos Concrete	COUNTRY LN

21235173	8	286.9	Cook	D08-1002	D08-1001	Asbestos Concrete	WHITEHALL CT
21234218	8	289.2	Cook	C08-1267	C08-1010	Vitrified Clay Pipe	KATHERINE CT
21234116	8	295.3	Cook	D08-1758	D08-1764	Asbestos Concrete	BERNARD CT
21235140	8	295.8	Cook	C08-1255	C08-1254	Asbestos Concrete	FORESTWAY DR
21163701	8	298	Cook	C09-1005	C09-1004	Vitrified Clay Pipe	WEIDNER RD
21233838	8	298.9	Cook	C08-1250	C08-1262	Asbestos Concrete	REGENT DR
21236594	8	299	Cook	D09-1504	D09-1503	Asbestos Concrete	BERNARD DR
21163802	8	302.1	Cook	D09-1513	D09-1513	Asbestos Concrete	INDIAN HILL DR
21233235	8	305.3	Cook	C08-1009	C08-1008	Vitrified Clay Pipe	BEECHWOOD CT W
21233401	8	307.3	Cook	D09-1514	C09-1005	Vitrified Clay Pipe	WEIDNER RD
21233238	8	311.9	Cook	C09-1003	C08-1266	Asbestos Concrete	LONGWOOD DR
21235203	8	313.4	Cook	D08-1266	D08-1265	Asbestos Concrete	STONEGATE RD
21234723	8	314.6	Cook	D09-1750	D09-1508	Vitrified Clay Pipe	WINDSOR DR
21163638	8	327.2	Cook	C08-1257	C08-1259	Vitrified Clay Pipe	BEECHWOOD RD
21234795	8	336.5	Cook	D08-1258	D08-1257	Asbestos Concrete	WHITEHALL DR
21235219	8	338.1	Cook	D09-1014	D08-1753	Asbestos Concrete	PLUM GROVE CIR
21233224	8	342.1	Cook	D08-1763	C08-1251	Asbestos Concrete	FORESTWAY DR
21233162	8	358.8	Cook	C08-1501	C08-1501	Vitrified Clay Pipe	ARLINGTON HTS RD
21163571	8	359.3	Cook	C09-1006	C08-1250	Asbestos Concrete	REGENT DR
21235321	8	366.2	Cook	D08-1750	D08-1520	Asbestos Concrete	PLUM GROVE CIR
21234933	8	376.1	Cook	D09-1005	D09-1017	Asbestos Concrete	STONEGATE RD
21235003	8	384.2	Cook	D09-1011	D08-1269	Asbestos Concrete	COUNTRY LN
21234800	8	392.8	Cook	D09-1503	D09-1502	Asbestos Concrete	TIMBER HILL RD
21234232	8	397.9	Cook	C09-1011	C09-1267	Asbestos Concrete	CHATHAM CIR
21233787	8	398.2	Cook	C09-1259	C09-1264	Asbestos Concrete	ESTATE DR
21233868	8	415.1	Cook	C09-1267	C09-1266	Asbestos Concrete	CHATHAM CIR
21233574	8	424.5	Cook	C08-1002	C08-1501	Vitrified Clay Pipe	ARLINGTON HTS RD
21233884	8	432	Cook	D09-1512	D08-1762	Asbestos Concrete	INDIAN HILL DR
	8" Total	**32655.4**					
21234976	10	172.2	Cook	D09-1757	D09-1755	Asbestos Concrete	WEIDNER RD
21236362	10	175.4	Cook	D09-1250	D09-1251	Asbestos Concrete	WEIDNER RD
21237337	10	290.9	Cook	D09-1755	D09-1752	Asbestos Concrete	WEIDNER RD
21236433	10	315.2	Cook	D09-1778	D09-1757	Asbestos Concrete	WEIDNER RD
21237209	10	361.2	Cook	D09-1752	D09-1250	Asbestos Concrete	WEIDNER RD
	10" Total	**1314.9**					
21234340	12	170.4	Cook	D09-1251	D09-1252	Asbestos Concrete	WEIDNER RD
21234575	12	249.8	Cook	D09-1253	D09-1254	Asbestos Concrete	PARK
21233422	12	252.3	Cook	D09-1252	D09-1253	Asbestos Concrete	WEIDNER RD

	12" Total	**672.5**					
21233648	**15**	**17.2**	Cook	D09-1006	D09-1010	Poly Vinyl Chloride	TIMBER HILL RD
	15" Total	**17.2**					
	Grand Total	**34660**					

Lake County Sanitary Sewers

ID	Diameter (in)	Length (ft)	County	Downstream Manhole	Upstream Manhole	Material	Street
21163563	8	251.1	Lake	F09-1510	F09-1509	Vitrified Clay Pipe	CASTLEWOOD LN
21163569	8	170.0	Lake	F09-1757	F09-1756	Vitrified Clay Pipe	TWISTED OAK LN
21163589	8	292.0	Lake	F09-1501	F09-1502	Vitrified Clay Pipe	INDIAN SPRINGS LN
21163598	8	277.7	Lake	E09-1013	E08-1262	Vitrified Clay Pipe	CHECKER DR
21163600	8	193.0	Lake	F08-1251	F08-1252	Vitrified Clay Pipe	PENNY LN
21163602	8	119.2	Lake	F08-1500	F08-1501	Vitrified Clay Pipe	SIDE YARD
21163607	8	130.4	Lake	F09-1017	F09-1010	Vitrified Clay Pipe	ESSINGTON LN
21163645	8	232.9	Lake	F09-1759	F09-1504	Vitrified Clay Pipe	DORNCLIFF LN
21163650	8	176.0	Lake	F09-1255	F09-1254	Vitrified Clay Pipe	TWISTED OAK LN
21163659	8	88.0	Lake	F09-1256	F09-1255	Vitrified Clay Pipe	TWISTED OAK LN
21163683	8	72.1	Lake	F10-1001	F10-1000	Vitrified Clay Pipe	SILVER ROCK LN
21163736	8	338.7	Lake	F10-1258	F10-1257	Vitrified Clay Pipe	WOODHOLLOW LN
21163743	8	93.7	Lake	E08-1257	E08-1256	TRUSS Composite Sewer Pipe	APPLETREE CT
21163747	8	117.8	Lake	F09-1513	F09-1511	Vitrified Clay Pipe	WESTBOURNE LN
21163750	8	220.9	Lake	F09-1760	F09-1759	Vitrified Clay Pipe	DORNCLIFF LN
21163751	8	299.4	Lake	E09-1255	E09-1254	Vitrified Clay Pipe	SPRINGSIDE CT
21163758	8	292.2	Lake	F10-1753	F10-1253	Vitrified Clay Pipe	WYNGATE LN
21163767	8	231.7	Lake	F10-1750	F10-1510	Vitrified Clay Pipe	SILVER ROCK LN
21163768	8	157.9	Lake	F09-1753	F09-1508	Vitrified Clay Pipe	TWISTED OAK LN
21163786	8	368.6	Lake	F09-1510	F08-1756	Vitrified Clay Pipe	CASTLEWOOD LN
21163791	8	233.1	Lake	F09-1756	F09-1259	Vitrified Clay Pipe	TWISTED OAK LN
21163799	8	220.4	Lake	F08-1757	F08-1761	Vitrified Clay Pipe	TWISTED OAK LN
21232966	8	53.8	Lake	F08-1501	F08-1502	Vitrified Clay Pipe	TWISTED OAK LN
21232969	8	97.2	Lake	F09-1257	F09-1258	Vitrified Clay Pipe	TWISTED OAK LN
21232980	8	331.1	Lake	F08-1509	F08-1757	Vitrified Clay Pipe	TWISTED OAK LN
21233045	8	70.1	Lake	E09-1257	E09-1260	Poly Vinyl Chloride	OLD CHECKER RD
21233047	8	54.4	Lake	E08-1507	E08-1503	TRUSS Composite Sewer Pipe	PRIVATE ROAD
21233052	8	133.5	Lake	E08-1759	E08-1758	TRUSS Composite Sewer Pipe	PRIVATE ROAD
21233065	8	177.2	Lake	F08-1504	F08-1504	Vitrified Clay Pipe	ARBORGATE LN
21233071	8	244.0	Lake	F08-1250	F08-1251	Vitrified Clay Pipe	PENNY LN
21233074	8	297.8	Lake	F09-1002	F09-1001	Vitrified Clay Pipe	INDIAN SPRINGS LN
21233096	8	268.3	Lake	F09-1500	F09-1011	Vitrified Clay Pipe	INDIAN SPRINGS LN
21233110	8	312.5	Lake	F09-1755	F09-1752	Vitrified Clay Pipe	CARRY LN
21233117	8	125.3	Lake	F09-1005	F09-1003	Vitrified Clay Pipe	SIDE YARD
21233125	8	182.9	Lake	F08-1007	F08-1008	Vitrified Clay Pipe	ASPEN CT
21233146	8	176.2	Lake	F09-1006	F09-1010	Vitrified Clay Pipe	SIDE YARD

21233147	8	118.0	Lake	G08-1759	F08-1258	Vitrified Clay Pipe	CLOHESEY DR
21233151	8	94.9	Lake	F09-1015	F09-1014	Vitrified Clay Pipe	ESSINGTON LN
21233172	8	305.1	Lake	F09-1015	F09-1260	Vitrified Clay Pipe	HOLLYSTONE LN
21233226	8	165.6	Lake	E08-1758	E08-1757	TRUSS Composite Sewer Pipe	PRIVATE ROAD
21233274	8	152.1	Lake	F08-1011	F08-1012	Vitrified Clay Pipe	PENNY LN
21233280	8	156.3	Lake	E08-1503	E08-1502	TRUSS Composite Sewer Pipe	SHOPPING CENTER
21233306	8	374.9	Lake	F08-1759	F08-1506	Vitrified Clay Pipe	ARBORGATE LN
21233322	8	272.1	Lake	F08-1008	F08-1500	Vitrified Clay Pipe	SIDE YARD
21233323	8	365.4	Lake	F10-1504	E09-1254	Vitrified Clay Pipe	SPRINGSIDE LN
21233326	8	298.5	Lake	F09-1257	F09-1256	Vitrified Clay Pipe	TWISTED OAK LN
21233338	8	93.2	Lake	F08-1007	F08-1006	Vitrified Clay Pipe	ASPEN CT
21233340	8	193.0	Lake	F09-1254	F09-1016	Vitrified Clay Pipe	TWISTED OAK LN
21233360	8	288.2	Lake	F09-1504	F09-1502	Vitrified Clay Pipe	INDIAN SPRINGS LN
21233369	8	125.7	Lake	E08-1754	E08-1759	TRUSS Composite Sewer Pipe	PRIVATE ROAD
21233379	8	167.9	Lake	E08-1007	F08-1514	Vitrified Clay Pipe	KNIGHT HILL CT
21233387	8	331.2	Lake	F09-1005	F09-1002	Vitrified Clay Pipe	INDIAN SPRINGS LN
21233388	8	292.9	Lake	F08-1752	F08-1756	Vitrified Clay Pipe	SIDE YARD
21233394	8	164.5	Lake	F08-1505	F08-1504	Vitrified Clay Pipe	ARBORGATE LN
21233403	8	346.3	Lake	F09-1001	F09-1000	Vitrified Clay Pipe	INDIAN SPRINGS LN
21233404	8	144.5	Lake	F08-1011	F08-1010	Vitrified Clay Pipe	PENNY LN
21233432	8	259.3	Lake	F09-1013	F09-1012	Vitrified Clay Pipe	ESSINGTON LN
21233439	8	173.0	Lake	E08-1005	E08-1512	TRUSS Composite Sewer Pipe	AUBURN LN
21233443	8	139.3	Lake	E08-1250	F08-1760	Vitrified Clay Pipe	ARBORGATE LN
21233472	8	127.2	Lake	F08-1502	F08-1516	Vitrified Clay Pipe	TWISTED OAK LN
21233488	8	238.4	Lake	E08-1260	E08-1765	TRUSS Composite Sewer Pipe	AUBURN LN
21233494	8	39.1	Lake	E08-1751	E08-1750	TRUSS Composite Sewer Pipe	SHOPPING CENTER
21233497	8	254.3	Lake	E08-1502	E08-1501	TRUSS Composite Sewer Pipe	SHOPPING CENTER
21233502	8	197.2	Lake	F08-1010	F08-1009	Vitrified Clay Pipe	PENNY LN
21233520	8	118.5	Lake	E08-1001	E08-1005	TRUSS Composite Sewer Pipe	AUBURN LN
21233536	8	277.3	Lake	E08-1510	E08-1507	TRUSS Composite Sewer Pipe	PRIVATE ROAD
21233541	8	300.3	Lake	F08-1256	F08-1255	Vitrified Clay Pipe	CLOHESEY DR
21233568	8	107.8	Lake	F09-1504	F09-1503	Vitrified Clay Pipe	DORNCLIFF LN
21233569	8	180.9	Lake	F08-1506	F08-1513	Unknown	SIDE YARD
21233585	8	211.6	Lake	F10-1254	F10-1260	Vitrified Clay Pipe	WOODHOLLOW LN
21233593	8	216.4	Lake	E09-1011	F09-1750	Vitrified Clay Pipe	CHECKER DR
21233596	8	378.3	Lake	E08-1756	E08-1754	TRUSS Composite Sewer Pipe	PRIVATE ROAD
21233604	8	172.6	Lake	E08-1757	E08-1510	TRUSS Composite Sewer Pipe	PRIVATE ROAD
21233613	8	139.4	Lake	F08-1760	F08-1759	Vitrified Clay Pipe	ARBORGATE LN

21233637	8	224.5	Lake	E08-1763	E08-1765	TRUSS Composite Sewer Pipe	AUBURN LN
21233638	8	64.1	Lake	F09-1500	F09-1501	Vitrified Clay Pipe	INDIAN SPRINGS LN
21233645	8	276.6	Lake	F09-1751	F09-1752	Vitrified Clay Pipe	CHECKER DR
21233669	8	303.9	Lake	F09-1750	F09-1751	Vitrified Clay Pipe	CHECKER DR
21233672	8	59.8	Lake	E08-1754	E08-1752	TRUSS Composite Sewer Pipe	PRIVATE ROAD
21233673	8	379.2	Lake	F08-1513	F08-1512	Unknown	PARK
21233682	8	229.2	Lake	F09-1009	F09-1008	Vitrified Clay Pipe	ESSINGTON LN
21233695	8	237.5	Lake	F08-1012	F08-1250	Vitrified Clay Pipe	PENNY LN
21233703	8	294.9	Lake	F08-1506	F08-1505	Vitrified Clay Pipe	ARBORGATE LN
21233705	8	112.9	Lake	F08-1254	F08-1253	Vitrified Clay Pipe	ASPEN DR
21233706	8	252.5	Lake	F09-1008	F09-1007	Vitrified Clay Pipe	ESSINGTON LN
21233734	8	299.1	Lake	F08-1258	F08-1257	Vitrified Clay Pipe	CLOHESEY DR
21233736	8	229.7	Lake	F09-1015	F09-1512	Vitrified Clay Pipe	HOLLYSTONE LN
21233755	8	78.6	Lake	F08-1004	F08-1005	Vitrified Clay Pipe	ASPEN DR
21233758	8	345.6	Lake	E08-1755	E08-1754	TRUSS Composite Sewer Pipe	WEIDNER RD
21233761	8	215.7	Lake	E08-1752	E08-1751	TRUSS Composite Sewer Pipe	SHOPPING CENTER
21233798	8	284.3	Lake	F10-1253	F10-1252	Vitrified Clay Pipe	WYNGATE LN
21233821	8	387.1	Lake	F10-1005	F10-1259	Vitrified Clay Pipe	WOODHOLLOW LN
21233852	8	320.3	Lake	F10-1003	F10-1002	Vitrified Clay Pipe	SILVER ROCK LN
21233886	8	72.7	Lake	F10-1008	F10-1007	Vitrified Clay Pipe	SHADY GROVE LN
21233900	8	160.8	Lake	F09-1757	F09-1758	Vitrified Clay Pipe	TWISTED OAK LN
21233918	8	223.2	Lake	F10-1004	F10-1003	Vitrified Clay Pipe	SILVER ROCK LN
21233936	8	324.3	Lake	F10-1251	F10-1250	Vitrified Clay Pipe	WYNGATE LN
21233990	8	280.5	Lake	F10-1252	F10-1251	Vitrified Clay Pipe	WYNGATE LN
21234006	8	135.6	Lake	F08-1512	F08-1511	Unknown	ARLINGTON HTS RD
21234012	8	204.7	Lake	E08-1008	E08-1007	Vitrified Clay Pipe	KNIGHT HILL CT
21234025	8	308.2	Lake	F10-1009	F10-1008	Vitrified Clay Pipe	SHADY GROVE LN
21234057	8	169.2	Lake	F09-1508	F09-1507	Vitrified Clay Pipe	TWISTED OAK LN
21234059	8	151.0	Lake	F09-1507	F09-1506	Vitrified Clay Pipe	TWISTED OAK LN
21234069	8	92.1	Lake	E08-1258	E08-1257	TRUSS Composite Sewer Pipe	SIDE YARD
21234089	8	72.8	Lake	F10-1751	F10-1750	Vitrified Clay Pipe	SILVER ROCK LN
21234101	8	214.0	Lake	F08-1005	F08-1252	Vitrified Clay Pipe	ASPEN DR
21234126	8	146.2	Lake	F10-1256	F10-1255	Vitrified Clay Pipe	WOODHOLLOW LN
21234164	8	233.9	Lake	F09-1754	F09-1753	Vitrified Clay Pipe	TWISTED OAK LN
21234198	8	207.5	Lake	E08-1256	E08-1004	TRUSS Composite Sewer Pipe	APPLETREE CT
21234210	8	335.7	Lake	E08-1261	E08-1008	Vitrified Clay Pipe	CHECKER DR
21234219	8	197.5	Lake	E08-1003	E08-1002	TRUSS Composite Sewer Pipe	ASHLAND CT
21234220	8	363.3	Lake	F10-1510	F10-1004	Vitrified Clay Pipe	SILVER ROCK LN

21234280	8	280.9	Lake	F09-1506	F09-1505	Vitrified Clay Pipe	TWISTED OAK LN
21234294	8	307.4	Lake	F09-1260	F09-1256	Vitrified Clay Pipe	HOLLYSTONE LN
21234333	8	124.9	Lake	F09-1761	F09-1756	Vitrified Clay Pipe	DORNCLIFF LN
21234485	8	84.9	Lake	F10-1006	F10-1005	Vitrified Clay Pipe	SHADY GROVE LN
21234489	8	64.8	Lake	E08-1004	E08-1003	TRUSS Composite Sewer Pipe	REAR YARD
21234589	8	321.2	Lake	F09-1760	F09-1761	Vitrified Clay Pipe	DORNCLIFF LN
21234612	8	302.5	Lake	F09-1755	F09-1758	Vitrified Clay Pipe	TWISTED OAK LN
21234617	8	342.7	Lake	F10-1257	F10-1256	Vitrified Clay Pipe	WOODHOLLOW LN
21234686	8	309.5	Lake	F09-1763	F09-1513	Vitrified Clay Pipe	WESTBOURNE LN
21234742	8	127.1	Lake	G09-1510	F09-1017	Vitrified Clay Pipe	ESSINGTON LN
21235061	8	376.9	Lake	F10-1754	F10-1258	Vitrified Clay Pipe	WOODHOLLOW LN
21235354	8	316.7	Lake	F09-1505	F08-1758	Vitrified Clay Pipe	TWISTED OAK LN
21235379	8	87.9	Lake	F09-1259	F09-1258	Vitrified Clay Pipe	TWISTED OAK LN
21235389	8	72.3	Lake	E08-1260	E08-1259	TRUSS Composite Sewer Pipe	AUBURN LN
21235451	8	33.6	Lake	F09-1003	F09-1006	Vitrified Clay Pipe	REAR YARD
21235497	8	108.4	Lake	E08-1002	E08-1001	TRUSS Composite Sewer Pipe	ASHLAND CT
21235536	8	407.3	Lake	F09-1257	F09-1763	Vitrified Clay Pipe	WESTBOURNE LN
21235551	8	278.6	Lake	E09-1010	E09-1011	Vitrified Clay Pipe	CHECKER DR
21235552	8	235.7	Lake	E09-1258	E09-1259	Unknown	OLD CHECKER CT
21235672	8	295.9	Lake	F08-1755	F08-1754	Vitrified Clay Pipe	CASTLEWOOD LN
21235679	8	160.7	Lake	E08-1764	E08-1765	TRUSS Composite Sewer Pipe	BLOSSOM CT
21235683	8	286.7	Lake	F08-1252	F08-1254	Vitrified Clay Pipe	ASPEN DR
21235720	8	223.5	Lake	E08-1501	E08-1500	TRUSS Composite Sewer Pipe	SHOPPING CENTER
21235729	8	67.2	Lake	F09-1014	F09-1013	Vitrified Clay Pipe	ESSINGTON LN
21235736	8	265.0	Lake	E08-1511	E08-1005	TRUSS Composite Sewer Pipe	THORNAPPLE CT
21235737	8	43.5	Lake	F08-1502	F08-1515	Vitrified Clay Pipe	TWISTED OAK LN
21235740	8	123.1	Lake	F09-1010	F09-1009	Vitrified Clay Pipe	ESSINGTON LN
21235752	8	375.4	Lake	F08-1257	F08-1256	Vitrified Clay Pipe	CLOHESEY DR
21235757	8	363.9	Lake	F08-1001	F08-1000	Vitrified Clay Pipe	ASPEN DR
21235760	8	229.6	Lake	F08-1756	F08-1755	Vitrified Clay Pipe	CASTLEWOOD LN
21236104	8	226.2	Lake	F10-1255	F10-1254	Vitrified Clay Pipe	WOODHOLLOW LN
21236138	8	178.8	Lake	F10-1752	F10-1753	Vitrified Clay Pipe	WYNGATE LN
21236271	8	222.9	Lake	F10-1010	F10-1009	Vitrified Clay Pipe	SHADY GROVE LN
21236438	8	61.4	Lake	F10-1007	F10-1006	Vitrified Clay Pipe	SHADY GROVE LN
21236653	8	114.4	Lake	F08-1502	F08-1503	Vitrified Clay Pipe	ARBORGATE LN
21236718	8	196.1	Lake	E08-1261	E08-1250	Vitrified Clay Pipe	ARBORGATE LN
21236753	8	205.3	Lake	E08-1001	E08-1000	TRUSS Composite Sewer Pipe	AUBURN LN
21236829	8	184.8	Lake	E09-1012	E08-1251	Vitrified Clay Pipe	BURNT EMBER CT

21236858	8	176.3	Lake	E08-1259	E08-1258	TRUSS Composite Sewer Pipe	AUBURN LN
21237019	8	395.7	Lake	E08-1008	E08-1006	Vitrified Clay Pipe	CHECKER DR
21237033	8	114.4	Lake	F08-1761	F08-1758	Vitrified Clay Pipe	TWISTED OAK LN
21237133	8	291.8	Lake	E08-1262	E08-1261	Vitrified Clay Pipe	CHECKER DR
21237186	8	318.9	Lake	F10-1002	F10-1001	Vitrified Clay Pipe	SILVER ROCK LN
21237356	8	176.0	Lake	F09-1755	F09-1754	Vitrified Clay Pipe	TWISTED OAK LN
21237375	8	184.3	Lake	F10-1003	F10-1010	Vitrified Clay Pipe	SHADY GROVE LN
	8" Total	**33236.1**					
21163613	10	151.1	Lake	E09-1008	E09-1013	Vitrified Clay Pipe	CHECKER DR
21163734	10	198.9	Lake	F10-1502	F10-1501	Vitrified Clay Pipe	CHECKER DR
21163779	10	155.4	Lake	F08-1750	F08-1510	Vitrified Clay Pipe	BURNT EMBER LN
21163801	10	279.1	Lake	E08-1262	E08-1251	Vitrified Clay Pipe	BURNT EMBER LN
21233032	10	336.3	Lake	F08-1752	F08-1751	Vitrified Clay Pipe	BURNT EMBER LN
21233068	10	154.6	Lake	F08-1510	F08-1509	Vitrified Clay Pipe	BURNT EMBER LN
21233105	10	136.8	Lake	F08-1005	F08-1517	Vitrified Clay Pipe	SIDE YARD
21233119	10	335.2	Lake	F09-1752	F10-1500	Vitrified Clay Pipe	CHECKER DR
21233136	10	125.9	Lake	F08-1508	F08-1509	Vitrified Clay Pipe	TWISTED OAK LN
21233196	10	312.7	Lake	F08-1004	F08-1003	Vitrified Clay Pipe	ASPEN DR
21233259	10	230.0	Lake	F08-1751	F08-1750	Vitrified Clay Pipe	BURNT EMBER LN
21233270	10	377.2	Lake	F08-1003	F08-1002	Vitrified Clay Pipe	ASPEN DR
21233610	10	84.4	Lake	F08-1507	F08-1517	Vitrified Clay Pipe	REAR YARD
21233768	10	319.0	Lake	E08-1251	F08-1753	Vitrified Clay Pipe	BURNT EMBER LN
21234142	10	168.4	Lake	E09-1252	E09-1253	Vitrified Clay Pipe	SPRINGSIDE LN
21234357	10	191.1	Lake	F10-1506	F10-1505	Vitrified Clay Pipe	SPRINGSIDE LN
21234393	10	209.5	Lake	F10-1507	F10-1506	Vitrified Clay Pipe	SPRINGSIDE LN
21235279	10	172.4	Lake	F08-1507	F08-1508	Vitrified Clay Pipe	SIDE YARD
21235293	10	118.4	Lake	E09-1250	E09-1251	Asbestos Concrete	SPRINDSIDE LN
21235313	10	173.9	Lake	E09-1251	E09-1252	Vitrified Clay Pipe	SPRINGSIDE LN
21235402	10	340.4	Lake	E09-1009	E09-1250	Vitrified Clay Pipe	OLD CHECKER RD
21235427	10	169.2	Lake	E09-1009	E09-1008	Vitrified Clay Pipe	OLD CHECKER RD
21235463	10	292.8	Lake	E09-1254	E09-1253	Vitrified Clay Pipe	SPRINGSIDE LN
21235473	10	201.4	Lake	E09-1000	E08-1260	TRUSS Composite Sewer Pipe	SIDE YARD
21235640	10	132.3	Lake	F08-1002	F08-1001	Vitrified Clay Pipe	ASPEN DR
21235710	10	197.4	Lake	F08-1753	F08-1752	Vitrified Clay Pipe	BURNT EMBER LN
21236164	10	291.4	Lake	F10-1505	F10-1504	Vitrified Clay Pipe	SPRINGSIDE LN
21236313	10	161.7	Lake	F10-1509	F10-1508	Vitrified Clay Pipe	SPRINGSIDE LN
21237233	10	223.2	Lake	F10-1500	F10-1501	Vitrified Clay Pipe	CHECKER DR
21237259	10	204.0	Lake	F10-1508	F10-1508	Vitrified Clay Pipe	SPRINGSIDE LN

	10" Total	**6444.1**					
21163636	12	271.2	Lake	E08-1762	E08-1761	TRUSS Composite Sewer Pipe	BIKE PATH
21163740	12	64.6	Lake	E09-1751	E09-1750	TRUSS Composite Sewer Pipe	WEIDNER RD
21233198	12	267.7	Lake	E08-1761	E08-1755	TRUSS Composite Sewer Pipe	BIKE PATH
21234087	12	191.7	Lake	E09-1754	E09-1752	TRUSS Composite Sewer Pipe	WEIDNER RD
21234394	12	304.6	Lake	E09-1501	E09-1500	TRUSS Composite Sewer Pipe	WEIDNER RD
21234470	12	292.2	Lake	E08-1253	E08-1252	Poly Vinyl Chloride	CHECKER DR
21234682	12	196.1	Lake	E08-1755	E09-1503	TRUSS Composite Sewer Pipe	WEIDNER RD
21235022	12	47.7	Lake	E08-1252	E08-1261	Poly Vinyl Chloride	CHECKER DR
21235108	12	50.0	Lake	E08-1253	E08-1262	Poly Vinyl Chloride	CHECKER DR
21235578	12	85.9	Lake	E09-1755	E09-1754	TRUSS Composite Sewer Pipe	WEIDNER RD
21235584	12	260.1	Lake	E09-1503	E09-1501	TRUSS Composite Sewer Pipe	WEIDNER RD
21236906	12	266.2	Lake	E09-1752	E09-1751	TRUSS Composite Sewer Pipe	WEIDNER RD
21236955	12	158.5	Lake	E09-1500	E09-1755	TRUSS Composite Sewer Pipe	WEIDNER RD
	12" Total	**2456.5**					
21163582	15	291.8	Lake	F10-1011	F09-1253	Vitrified Clay Pipe	CHECKER DR
21233179	15	231.7	Lake	E08-1762	E09-1504	Vitrified Clay Pipe	GOLF COURSE
21233202	15	194.2	Lake	F09-1261	F09-1251	Vitrified Clay Pipe	CHECKER DR
21233263	15	324.2	Lake	F09-1253	F09-1252	Vitrified Clay Pipe	CHECKER DR
21233618	15	255.6	Lake	F09-1251	F09-1250	Vitrified Clay Pipe	CHECKER DR
21233834	15	160.3	Lake	F10-1013	F10-1012	Vitrified Clay Pipe	CHECKER DR
21234199	15	178.0	Lake	E08-1254	E08-1253	Poly Vinyl Chloride	CHECKER DR
21236843	15	233.5	Lake	E09-1504	E09-1000	Vitrified Clay Pipe	GOLF COURSE
21236846	15	137.4	Lake	E09-1000	E09-1001	Vitrified Clay Pipe	GOLF COURSE
21237213	15	348.8	Lake	F10-1511	F10-1013	Vitrified Clay Pipe	CHECKER DR
21363372	15	20.0	Lake	F09-1252	F09-1261	Vitrified Clay Pipe	CHECKER DR
21237404	15	215.5	Lake	F10-1012	F10-1011	Vitrified Clay Pipe	CHECKER DR
	15" Total	**2591.0**					
21233223	18	442.6	Lake	F11-1506	F10-1757	Unknown	FARRINGTON DR
21233496	18	224.3	Lake	F11-1510	F10-1754	Poly Vinyl Chloride	FARRINGTON DR
21233715	18	21.6	Lake	F10-1756	F10-1752	Poly Vinyl Chloride	FARRINGTON DR
21233806	18	150.6	Lake	F10-1503	F10-1509	Unknown	FARRINGTON DR
21233893	18	216.6	Lake	F10-1756	F10-1755	Unknown	FARRINGTON DR
21233952	18	252.4	Lake	F10-1757	F10-1752	Poly Vinyl Chloride	FARRINGTON DR
21234044	18	193.7	Lake	F10-1755	F10-1509	Unknown	FARRINGTON DR
21234114	18	433.0	Lake	F10-1751	F10-1511	Poly Vinyl Chloride	FARRINGTON DR
21234203	18	113.1	Lake	F10-1502	F10-1503	Unknown	FARRINGTON DR
21234406	18	365.2	Lake	E09-1001	E09-1002	Ductile Iron	GOLF COURSE

21234627	18	231.7	Lake	F10-1752	F10-1751	Poly Vinyl Chloride	FARRINGTON DR
21234663	18	249.5	Lake	F10-1757	F10-1756	Unknown	FARRINGTON DR
21235652	18	188.8	Lake	E08-1253	E08-1255	Vitrified Clay Pipe	SIDE YARD
21236725	18	38.9	Lake	E09-1002	E08-1255	Vitrified Clay Pipe	GOLF COURSE
	18" Total	**3122.0**					
21163706	21	67.8	Lake	E10-1002	E10-1001	Vitrified Clay Pipe	OLD CHECKER RD
21163752	21	126.9	Lake	E09-1004	E08-1253	Vitrified Clay Pipe	CHECKER DR
21163771	21	499.5	Lake	E09-1257	E09-1007	Vitrified Clay Pipe	OLD CHECKER RD
21233731	21	445.9	Lake	E10-1001	E10-1000	Vitrified Clay Pipe	OLD CHECKER RD
21234159	21	500.3	Lake	E10-1251	E10-1002	Vitrified Clay Pipe	OLD CHECKER RD
21234266	21	45.0	Lake	E09-1007	E09-1006	Vitrified Clay Pipe	OLD CHECKER RD
21234346	21	502.2	Lake	E09-1258	E09-1257	Vitrified Clay Pipe	OLD CHECKER RD
21235550	21	53.0	Lake	E10-1000	E09-1258	Vitrified Clay Pipe	OLD CHECKER RD
21235586	21	267.4	Lake	E09-1006	E09-1004	Vitrified Clay Pipe	FRONT YARD
21236645	21	502.7	Lake	E11-1000	E10-1251	Vitrified Clay Pipe	OLD CHECKER RD
	21" Total	**3010.7**					
	Grand Total	**47849.7**					

APPENDIX B
SANITARY SEWER TELEVISING LOCATION MAP

Attachment: FINAL_Sewer Televising 2023 (O-2023-17 : 2023 Sewer Televising Project Award)

2023 Sanitary Sewer Televising

Cook County Map 1

GIS Consortium

Date: 1/19/2



Attachment: FINAL_Sewer Televising 2023 (O-2023-17 : 2023 Sewer Televising Project Award)

2023 Sanitary Sewer Televising

Cook County Map 2

GIS Consortium

Date: 1/19/2

Attachment: FINAL_Sewer Televising 2023 (O-2023-17 : 2023 Sewer Televising Project Award)

2023 Sanitary Sewer Televising

Cook County Map 3

GIS Consortium

Date: 1/19/2

Attachment: FINAL_Sewer Televising 2023 (O-2023-17 : 2023 Sewer Televising Project Award)

2023 Sanitary Sewer Televising

Cook County Map 4

GIS Consortium

Date: 1/19/2

Attachment: FINAL_Sewer Televising 2023 (O-2023-17 : 2023 Sewer Televising Project Award)

2023 Sanitary Sewer Televising

Lake County Map 1

GIS Consortium

Date: 1/19/2



Attachment: FINAL_Sewer Televising 2023 (O-2023-17 : 2023 Sewer Televising Project Award)

2023 Sanitary Sewer Televising

Lake County Map 2

GIS Consortium

Date: 1/19/2

Attachment: FINAL_Sewer Televising 2023 (O-2023-17 : 2023 Sewer Televising Project Award)

2023 Sanitary Sewer Televising

Lake County Map 3

GIS Consortium

Date: 1/19/2

Attachment: FINAL_Sewer Televising 2023 (O-2023-17 : 2023 Sewer Televising Project Award)

2023 Sanitary Sewer Televising

Lake County Map 4

GIS Consortium

Date: 1/19/2

Attachment: FINAL_Sewer Televising 2023 (O-2023-17 : 2023 Sewer Televising Project Award)

2023 Sanitary Sewer Televising

Lake County Map 5

GIS Consortium

Date: 1/19/2

Attachment: FINAL_Sewer Televising 2023 (O-2023-17 : 2023 Sewer Televising Project Award)

2023 Sanitary Sewer Televising

Lake County Map 6

GIS Consortium

Date: 1/19/2

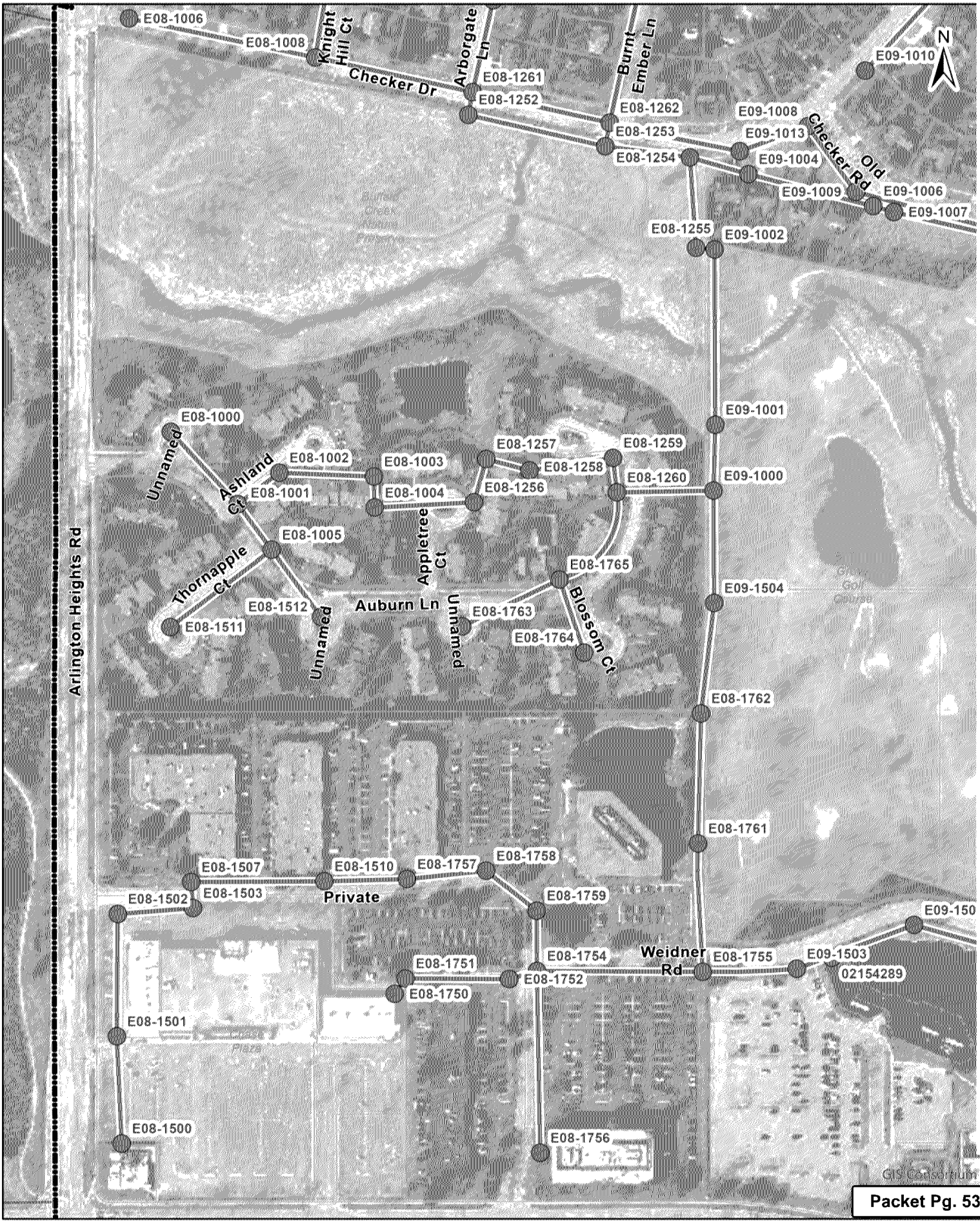

Attachment: FINAL_Sewer Televising 2023 (O-2023-17 : 2023 Sewer Televising Project Award)

2023 Sanitary Sewer Televising

Lake County Map 7

GIS Consortium

Date: 1/19/2

Attachment: FINAL_Sewer Televising 2023 (O-2023-17 : 2023 Sewer Televising Project Award)

SEWER TELEVISING 2023 CONTRACT

Sewer Televising 2023 Contract (the "**Contract**") is entered between the Village of Buffalo Grove (hereinafter the "**Village**" or "**Owner**"), an Illinois home-rule unit of government, and _____ an (hereinafter the "**Contractor**") on this ____ day of _____, 2023 (the "**Effective Date**"). The Village and the Contractor are hereinafter sometimes collectively referred to as the "**Parties**" and individually as a "**Party**".

RECITALS

WHEREAS, the Village has solicited bids for the Work (defined below), Contractor has submitted a bid for the Work and Village has selected Contractor for the Work based on their bid; and

WHEREAS, the Contractor wishes to enter into this Contract with the Village and the Village wishes to enter into this Contract with the Contractor for the Work;

NOW THEREFORE, for and in consideration of the mutual covenants and promises herein contained, the adequacy and sufficiency of which are hereby acknowledged by the Parties, it is agreed as follows:

ARTICLE I - WORK TO BE DONE BY THE CONTRACTOR

The Village does hereby hire and contract with the Contractor to provide all the labor, equipment, materials and/or services described more thoroughly on Contract **Exhibit A** (the "**Work**") which is incorporated into the Contract by this reference.

ARTICLE II - CONTRACT DOCUMENTS

The following exhibits are attached hereto and incorporated herein by this reference:

Contract Exhibit A – Description of Work
Contract Exhibit B – Schedule of Prices
Contract Exhibit C – Performance and Payment Bond

If any term or provision of this Contract shall conflict with any term or provision of the exhibits referenced above, the terms and provisions of the exhibit shall control.

ARTICLE III - CONTRACT AMOUNT

The Village agrees to pay the Contractor for the proper and timely performance of the Work in strict accordance with this Contract as detailed in **Contract Exhibit B (**the **"Schedule of Prices")** Unless explicitly provided otherwise in this Contract, the detailed sums shall be the full and exclusive compensation owed to the Contractor for the Work; and Contractor may not seek additional payments from the Village.

ARTICLE IV – APPLICATION FOR PAYMENT

The Contractor shall be paid at most once a month and only after providing the Village the following:

1. An executed and notarized Contractor's Sworn Statement in a form similar to AIA G702 or AIA G703;

All payments under this Contract must be approved by the Village's Board at regularly scheduled meetings. The Village reserves the right to request any receipts, invoices, proof of payments as the Village, in its sole discretion,

Attachment: FINAL_Sewer Televising 2023 (O-2023-17 : 2023 Sewer Televising Project Award)

may deem necessary to justify the payment requested *prior* to paying the requested payment. The Contractor shall furnish with his final application for payment a Final Lien Waiver from itself and, if not already provided, from every subcontractor and materialman of the Work.

The Contractor acknowledges that the Village is a unit of local government and that all payments under the Contract are subject to the Local Government Prompt Payment Act, 50 ILCS 505 et seq. To that extent, the Village shall have forty-five calendar (45) days from receipt of a bill or invoice to pay the same before it is considered late under the Contract. Interest, if any, charged for any late payments will be subject to the interest rate caps specified in the Prompt Payment Act.

ARTICLE V – CONTRACT TIME

The Contractor shall fully, and not substantially, complete all the Work and the Work shall be accepted by the Director of Public Works, provided that acceptance by the Director of Public Works shall not be unreasonably delayed, on or before June 2, 2023.

If the Contractor shall fail to complete the work within the Contract Time which shall include any proper extension granted by the Village, the Contractor shall pay to the Village an amount equal to Five Hundred dollars ($500) per calendar day for each day past the Contract Time until final acceptance by the Village as liquidated damages and not as a penalty.

Extension: The Village reserves the right to extend this contract for one (1) year. Written requests for price revisions after the first-year contract period shall be submitted at least thirty (30) calendar days prior to when the contract was executed. Requests must be based upon and include documentation of the actual change in the cost of the components involved in the Contract and shall not include overhead, or profit. In any case requests for price revisions shall not exceed the most recent 12-month Consumer Price Index (CPI-All Urban Consumers, Chicago) or 3% whichever is less.

The Village reserves the right to reject a proposed price increase and terminate the Contract.

For any year beyond the initial year, this Contract is contingent upon the appropriation of sufficient funds by the Village Board; no charges shall be assessed for failure of the Village to appropriate funds in future contract years.

ARTICLE VI – PERFORMANCE and PAYMENT BOND

The Contractor shall provide the Village with a performance and payment bond in substantially the same form as on **Contract Exhibit C** (the "**Performance and Payment Bond**") prior to Contractor beginning any Work and within 10 calendar days of the Notice of Award sent to the Contractor.

ARTICLE VII – ACCIDENT PREVENTION

The Contractor shall exercise every precaution at all times to protect itself, the property of the Village and the property of others. The safety provision of all applicable laws and ordinances shall be strictly observed by the Contractor at all times. Any practice deemed hazardous or dangerous by the Director of Public Works or his authorized representatives shall be immediately discontinued by the Contractor upon receipt of instructions from the Director of Public Works or his authorized representatives. To the fullest extent permitted by law, the Contractor shall be solely responsible for all safety-related matters.

Attachment: FINAL_Sewer Televising 2023 (O-2023-17 : 2023 Sewer Televising Project Award)

ARTICLE VIII – INDEMNIFICATION

To the fullest extent permitted by law, the Contractor agrees to defend, pay on behalf of, indemnify, and hold harmless the Village, its elected and appointed officials, agents, employees and volunteers and others working on behalf of the Village against any and all claims, demands, suits or loss, including all costs connected therewith, and for any damages which may be asserted, claimed or recovered against or from the Village, its elected and appointed officials, agents, employees and volunteers and others working on behalf of the Village, by reason of personal injury, including bodily injury and death, and/or property damage, whether damage to property of the Village or of a third party, including loss of use thereof, which arises out of or is in any way connected or associated with the Contract and the Work.

ARTICLE IX – CONTRACTORS INSURANCE

Contractor shall procure and maintain, for the duration of the Contract and any maintenance period, insurance against claims for injuries to persons or damages to property, which may arise from or in connection with the performance of the work hereunder by the Contractor, his agents, representatives, employees or subcontractors.

A. Minimum Scope of Insurance: Coverage shall be at least as broad as:

Insurance Services Office Commercial General Liability occurrence form CG 0001 with the Village of Buffalo Grove named as additional insured on a primary and non-contributory basis. This primary, non-contributory additional insured coverage shall be confirmed through the following required policy endorsements: ISO Additional Insured Endorsement CG 20 10 or CG 20 26 and CG 20 01 04 13

1. Insurance Services Office Commercial General Liability occurrence form CG 0001 with the Village named as additional insured, on a form at least as broad as the ISO Additional Insured Endorsement CG 2010 and CG 2026
2. Insurance Service Office Business Auto Liability coverage form number CA 0001, Symbol 01 "Any Auto."
3. Workers' Compensation as required by the Labor Code of the State of Illinois and Employers' Liability insurance.

B. Minimum Limits of Insurance: Contractor shall maintain limits no less than:

1. Commercial General Liability: $1,000,000 combined single limit per occurrence for bodily injury, personal injury and property damage. The general aggregate shall be twice the required occurrence limit. Minimum General Aggregate shall be no less than $2,000,000 or a project/contract specific aggregate of $1,000,000.
2. Business Automobile Liability: $1,000,000 combined single limit per accident for bodily injury and property damage.
3. Workers' Compensation and Employers' Liability: Workers' Compensation coverage with statutory limits and Employers' Liability limits of $500,000 per accident.

C. Deductibles and Self-Insured Retentions

Any deductibles or self-insured retentions must be declared to and approved by the Village. At the option of the Village, either: the insurer shall reduce or eliminate such deductibles or self-insured retentions as it respects the Village, its officials, agents, employees and volunteers; or the Contractor shall procure a bond guaranteeing payment of losses and related investigation, claim administration and defense expenses.

Attachment: FINAL_Sewer Televising 2023 (O-2023-17 : 2023 Sewer Televising Project Award)

D. Other Insurance Provisions

The policies are to contain, or be endorsed to contain, the following provisions:

1. General Liability and Automobile Liability Coverages:
    a. The Village, its officials, agents, employees and volunteers are to be covered as insureds as respects: liability arising out of activities performed by or on behalf of the Contractor; products and completed operations of the Contractor; premises owned, leased or used by the Contractor; or automobiles owned, leased, hired or borrowed by the Contractor. The coverage shall contain no special limitations on the scope of protection afforded to the Village, its officials, agents, employees and volunteers.
2. The Contractor's insurance coverage shall be primary and non-contributory as respects the Village, its officials, agents, employees and volunteers. Any insurance or self-insurance maintained by the Village, its officials, agents, employees and volunteers shall be excess of Contractor's insurance and shall not contribute with it.
3. Any failure to comply with reporting provisions of the policies shall not affect coverage provided to the Village, its officials, agents, employees and volunteers.
4. The Contractor's insurance shall contain a Severability of Interests/Cross Liability clause or language stating that Contractor's insurance shall apply separately to each insured against whom claim is made or suit is brought, except with respect to the limits of the insurer's liability.
5. If any commercial general liability insurance is being provided under an excess or umbrella liability policy that does not "follow form," then the Contractor shall be required to name the Village, its officials, employees, agents and volunteers as additional insureds
6. All general liability coverages shall be provided on an occurrence policy form. Claims-made general liability policies will not be accepted.
7. The contractor and all subcontractors hereby agree to waive any limitation as to the amount of contribution recoverable against them by the Village. This specifically includes any limitation imposed by any state statute, regulation, or case law including any Workers' Compensation Act provision that applies a limitation to the amount recoverable in contribution such as Kotecki v. Cyclops Welding

E. All Coverages:

1. No Waiver. Under no circumstances shall the Village be deemed to have waived any of the insurance requirements of this Contract by any act or omission, including, but not limited to:
    a. Allowing work by Contractor or any subcontractor to start before receipt of Certificates of Insurance and Additional Insured Endorsements.
    b. Failure to examine, or to demand correction of any deficiency, of any Certificate of Insurance and Additional Insured Endorsement received.
2. Each insurance policy required shall have the Village expressly endorsed onto the policy as a Cancellation Notice Recipient. Should any of the policies be cancelled before the expiration date thereof, notice will be delivered in accordance with the policy provisions.

F. Acceptability of Insurers

Insurance is to be placed with insurers with a Best's rating of no less than A-, VII and licensed to do business in the State of Illinois.

Attachment: FINAL_Sewer Televising 2023 (O-2023-17 : 2023 Sewer Televising Project Award)

G. Verification of Coverage

Contractor shall furnish the Village with certificates of insurance naming the Village, its officials, agents, employees, and volunteers as additional insured's and with original endorsements, affecting coverage required herein. The certificates and endorsements for each insurance policy are to be signed by a person authorized by that insurer to bind coverage on its behalf. The certificates and endorsements are to be received and approved by the Village before any work commences. The Village reserves the right to request full certified copies of the insurance policies and endorsements.

H. Subcontractors

Contractor shall include all subcontractors as insured's under its policies or shall furnish separate certificates and endorsements for each subcontractor. All coverage's for subcontractors shall be subject to all of the requirements stated herein.

I. Assumption of Liability

The contractor assumes liability for all injury to or death of any person or persons including employees of the contractor, any subcontractor, any supplier or any other person and assumes liability for all damage to property sustained by any person or persons occasioned by or in any way arising out of any work performed pursuant to the Contract.

J. Workers' Compensation and Employers' Liability Coverage

The insurer shall agree to waive all rights of subrogation against the Village of Buffalo Grove, its officials, employees, agents and volunteers for losses arising from work performed by Contractor for the municipality.

K. Failure to Comply

In the event the Contractor fails to obtain or maintain any insurance coverage's required under this contract, The Village may purchase such insurance coverage's and charge the expense thereof to the Contractor.

Attachment: FINAL_Sewer Televising 2023 (O-2023-17 : 2023 Sewer Televising Project Award)

ARTICLE X – CERTIFICATE OF AUTHORITY AND SURETY CERTIFICATE

The Contractor shall furnish the Village with a current Certificate of Authority or Surety Certificate issued by the Illinois Department of Insurance for the bonding company and insurance company they are using. In lieu of a Certificate of Authority of Surety Certificate, the Contractor may provide certificate of good standing from the Illinois Department of Insurance's website.

ARTICLE XI – COPYRIGHTS AND LICENSES

The Contractor agrees that all documents of any kind whatsoever, and in whatever medium expressed, prepared by the Contractor and the Contractor's consultants in connection with the Work (collectively, the "**Documents**") or otherwise pursuant to this Contract and all rights therein (including trademarks, trade names, rights or use, copyrights and/or other proprietary rights) shall be and remain the sole property of the Village (regardless of whether the Village or the Contractor terminates this Contract for any reason whatsoever). The Contractor hereby agrees that the Documents are or shall be deemed to be "Works for Hire" within the meaning of Section 101 of the Copyright Act, and the Contractor hereby assigns to the Village all right, title and interest therein. Notwithstanding, the Contractor shall indemnify and hold harmless the Village, its appointed and elected officials, employees, agents and volunteers from and against all claims, damages, losses, and expenses (including attorneys' fees and court and arbitration costs) arising out of any infringement of patent rights or copyrights incident to the Documents and the Work.

ARTICLE XII – NOTICE

All notices, demands, requests, consents, approvals and other communications required or permitted to be given hereunder (a "**Notice**") shall be in writing and shall be deemed effective three (3) business days after mailing if mailed by certified mail with return receipt requested and immediately if served personally, and shall be addressed to the following:

IF TO THE VILLAGE:	Village of Buffalo Grove 50 Raupp Blvd Buffalo Grove, IL 60089 mskibbe@vbg.org ATTN: Director of Public Works
WITH COPIES TO:	Cc: pbrankin@schainbanks.com Cc:Tcwisniewski@vbg.org
IF TO THE CONTRACTOR:	_____ _____ _____ _____ ATTN: _____

Attachment: FINAL_Sewer Televising 2023 (O-2023-17 : 2023 Sewer Televising Project Award)

ARTICLE XIII – CHANGE ORDERS

If the Village requests any change to the Work the Village shall do so by delivering Notice of the same to the Contractor and the change requested by the Village shall be effective upon receipt of the Notice by the Contractor. The Contractor may propose a change to the Work by delivering Notice of the proposed change along with a description of the changes full effect on the Work to the Village; provided, such requested change shall not be deemed accepted until the Village has delivered to the Contractor Notice of the same. Prior to approving a proposed change to the Work by the Contractor, the Village may request such additional documentation as it deems necessary to investigate the proposed change. The Contractor shall be responsible for informing all its employees and subcontractors of any changes to the Work, whether such change is requested by the Contractor or the Village.

ARTICLE XIV – NOTICE OF STARTING WORK

The Contractor shall provide Notice to the Village prior to the Contractor, or its employees or subcontractors, starting the Work or any phase of the Work.

ARTICLE XV – SEQUENCE OF THE WORK

The Director of Public Works shall have the power to direct the order and sequence of the Work. On any major portion of the Work, all accessories shall be set coincident with the main construction. Payment for major portions of the Work may be withheld until proper completion of accessories.

ARTICLE XVI – SUPERVISION

The Director of Public Works shall have override power to superintend and direct the Work, and the Contractor shall perform all of the Work herein specified to the satisfaction, approval and acceptance of the Police Chief. The Contractor shall have at all times a competent foreman or superintendent at the Work's site, who shall have full authority to act for the Contractor and to receive and execute orders from the Police Chief, and any instructions given to such superintendent or person, executing work for the Contractor, shall be binding on the Contractor as though it was personally given to the Contractor.

ARTICLE XVII – STANDARD OF WORK AND WORKERS

The Contractor shall employ competent staff and shall discharge, at the request of the Police Chief, any incompetent, unfaithful, abusive or disorderly workers in its employ. Where experts or skilled workers must be employed, only expert or skilled workers shall be employed.

ARTICLE XVIII – CONDITIONS OF THE WORK SITE

The Contractor shall provide and maintain such sanitary accommodations for the use of its employees as may be necessary to comply with the State and local Board of Health requirements. Public nuisances will not be permitted. The Contractor shall leave said Work's site(s) in the best possible condition to the complete satisfaction of the Police Chief. No vehicles of any kind shall be placed, parked, or operated upon any grass areas at any time except as authorized by the Director of Public Works or his authorized representative. Further, the Contractor shall exercise every precaution for the protection of all persons and all property. The safety provisions of all-applicable laws and ordinances shall be strictly observed. Any practice hazardous in the opinion of the Director of Public Works or his authorized representatives shall be immediately discontinued by the Contractor upon his receipt of instructions from the Director of Public Works or his authorized representative. To the maximum extent permitted by law, the Contractor shall be responsible for all safety-related matters.

Attachment: FINAL_Sewer Televising 2023 (O-2023-17 : 2023 Sewer Televising Project Award)

ARTICLE XIX – WARRANTY PERIOD

All material and workmanship shall be warranted and guaranteed according to manufacturer's recommendation after inspection and approval by the Director of Public Works or his designated representative. All work performed by the Contractor shall be warranted by the Contractor following completion and final acceptance of the Work for a period of twelve (12) months from the date of final, and not substantial, completion.

ARTICLE XX – ACCIDENTS

In the event of any accident of any kind that involves the general public or property of the Village or a third party, the Contractor shall immediately notify the Director of Public Works by phone as well as provide Notice of the same. The Notice shall include a full accounting of all details of the accident. The Contractor shall furnish the Village with copies of all reports of such accidents at the same time that the reports are forwarded to any other interested parties.

ARTICLE XXI – NO ASSIGNMENT

If the Contractor sublets or assigns any part of the Work then the Contractor shall not under any circumstances be relieved of its liabilities hereunder. All transactions of the Village shall be with the Contractor. Subcontractors shall be recognized only in the capacity of employees or workmen and shall be subject to the same requirements as to character and competence. The Contractor shall not assign, transfer, convey, sell or otherwise dispose of the whole or any part of this Contract to any person, firm or corporation without written consent of the Director of Public Works or his authorized representative.

ARTICLE XXII – DEFAULT

The following shall constitute a default an "**Event of Default**" by the Contractor under this Contract:

A. If the Contractor shall fail to strictly observe or perform one or more of the terms, conditions, covenants and agreements of this Contract;

B. If there shall be placed on any property owned by the Village any mechanics', materials' or suppliers' lien;

C. If there shall be instituted any proceeding against the Contractor seeking liquidation, dissolution or similar relief and the same shall not be dismissed within forty-five (45) calendar days;

D. If there shall be appointed any trustee, receiver or liquidator of the Contractor and such appointment shall not have been vacated within forty-five (45) calendar days; and

E. If the Contractor fails to maintain or obtain any and all permits, licenses and the like, if any, required by the Village, State or Federal governments for the Work.

Upon any Event of Default the Village shall have the option of **(i)** terminating the Contract; **(ii)** pursuing any remedy available to it at law or in equity; or **(iii)** pursuing both simultaneously. In addition, upon an Event of Default, the Village may withhold payments due to the Contractor until it has hired a replacement of the Contractor and deducted all costs of hiring a replacement.

Attachment: FINAL_Sewer Televising 2023 (O-2023-17 : 2023 Sewer Televising Project Award)

ARTICLE XXIII – DELAYS

The Contractor shall not be liable in damages for delays in performance when such delay is the result of fire, flood, strike, acts of God, or by any other circumstances which are beyond the control of the Contractor; provided, however, under such circumstances the Village may, at its option, cancel the Contract.

ARTICLE XXIV – COMPLIANCE WITH LAWS

The Contractor shall comply with all applicable laws, regulations and rules promulgated by any federal, state, local, or other governmental authority or regulatory body pertaining to all aspects of the Work, now in effect, or which may become in effect during the performance of the Work. The scope of the laws, regulations, and rules referred to in this paragraph includes, but is in no way limited to, the Illinois Human Rights Act, Illinois Equal Pay Act of 2003, Occupational Safety & Health Act along with the standards and regulations promulgated pursuant thereto (including but not limited to those safety requirements involving work on elevated platforms), all forms of traffic regulations, public utility, Interstate and Intrastate Commerce Commission regulations, Workers' Compensation Laws, Public Construction Bond Act, Public Works Preference Act, Employment of Illinois Workers on Public Works Act, USA Security Act, federal Social Security Act (and any of its titles), and any other law, rule or regulation of the Illinois Department of Labor, Department of Transportation, Illinois Environmental Protection Act, Illinois Department of Natural Resources, Illinois Department of Human Rights, Human Rights Commission, EEOC, and the Village of Buffalo Grove. Notwithstanding the following, the Contractor shall particularly note that:

A. NO DISCRIMINATION – The Contractor shall comply with the provisions of the Illinois Public Works Employment Discrimination Act and the Illinois Human Rights Act/Equal Opportunity Clause which, pursuant to Illinois law, are deemed to be part of this Contract.

B. FREEDOM OF INFORMATION - The Contractor agrees to furnish all documentation related to the Contract, the Work and any documentation related to the Village required under an Illinois Freedom of Information Act (ILCS 140/1 et. seq.) ("**FOIA**") request within five (5) calendar days after the Village issues Notice of such request to the Contractor. The Contractor agrees to defend, indemnify and hold harmless the Village, and agrees to pay all reasonable costs connected therewith (including, but not limited to attorney's and witness fees, filing fees and any other expenses) for the Village to defend any and all causes, actions, causes of action, disputes, prosecutions, or conflicts arising from Contractor's actual or alleged violation of FOIA or the Contractor's failure to furnish all documentation related to a FOIA request within five (5) calendar days after Notice from the Village for the same. Furthermore, should the Contractor request that the Village utilize a lawful exemption under FOIA in relation to any FOIA request thereby denying that request, Contractor agrees to pay all costs connected therewith (such as attorneys' and witness fees, filing fees and any other expenses) to defend the denial of the request. This defense shall include, but not be limited to, any challenged or appealed denials of FOIA requests to either the Illinois Attorney General or a court of competent jurisdiction.

C. ILLINOIS WORKERS ON PUBLIC WORKS ACT - To the extent applicable, the Contractor shall comply with the Illinois Workers on Public Works Act, 30 ILCS 570/1 et seq., and shall provide to the Village any supporting documentation necessary to show such compliance.

D. NOT A BLOCKED PERSON - The Contractor affirms and covenants that neither the Contractor nor any individual employed by the Contractor for this Work or under this Contract is a person forbidden from doing business with a unit of local government under Executive Order No. 13224 (Sept 23, 2001), 66 Fed.Reg. 49,079 (Sept 23, 2001) or is a person registered on the Specially Designated Nationals and Blocked Persons List. The Contractor shall indemnify the Village from all costs associated with failure to comply with this paragraph.

Attachment: FINAL_Sewer Televising 2023 (O-2023-17 : 2023 Sewer Televising Project Award)

E. SUBSTANCE ABUSE PREVENTION ON PUBLIC WORKS ACT - The Contractor knows, understands and acknowledges its obligations under the Substance Abuse Prevention on Public Works Act (820 ILCS 265/1 et seq.), and shall comply and require all subcontractors and lower tiered contractors to comply with the requirements and provisions thereof.

ARTICLE XXV – NO WAIVER OF RIGHTS

A waiver by the Village of any Event of Default or any term of provision of this Contract shall not be a waiver of the same Event of Default, another Event of Default or any other term or provision of this Contract.

ARTICLE XXVI – CONTROLLING LAW AND VENUE

This Contract is entered into in the State of Illinois, for work to be performed in the State of Illinois and shall be governed by and construed in accordance with the laws of the State of Illinois. Any legal matters or dispute shall be resolved in the Circuit Court of Cook County and the Parties hereby submit to the jurisdiction of such Circuit Court. This Contract shall be construed without regard to any presumption or other rule requiring construction against the Party causing the Contract to be drafted.

ARTICLE XXVII – MISCELLANEOUS

A. AMENDMENT – This Contract may be amended only in writing executed by both Parties.

B. NO RECORDING – This Contract, or a memorandum thereof, may not be recorded in any form by either Party. If either Party records this Contract, or a memorandum thereof, they shall immediately file a release of the same.

C. COUNTERPARTS – This Contract may be executed by the Parties in any number of counterparts, each of which shall be deemed an original, but all of which together shall constitute an original instrument.

D. SECTION HEADINGS – The headings in the Contract are intended for convenience only and shall not be taken into consideration in any construction or interpretation of the Contract.

E. NO THIRD-PARTY BENEFICIARIES – This Contract does not confer any rights or benefits on any third party.

F. BINDING EFFECT – This Contract shall be binding and inure to the benefit of the Parties hereto, their respective legal representatives, heirs and successors-in-interest.

G. ENTIRE AGREEMENT – This Contract supersedes all prior agreements and understandings and constitutes the entire understanding between the Parties relating to the subject matter hereof.

H. SEVERABILITY - If any term, condition or provision of the Contract is adjudicated invalid or unenforceable, the remainder of the Contract shall not be affected and shall remain in full force and effect, to the fullest extent permitted by law.

I. TORT IMMUNITY DEFENSES - Nothing contained in this Contract is intended to constitute nor shall constitute a waiver of the rights, defenses, and immunities provided or available to the Village under the Local Governmental and Governmental Employees Tort Immunity Act, 745 ILCS 10 *et seq.*

Attachment: FINAL_Sewer Televising 2023 (O-2023-17 : 2023 Sewer Televising Project Award)

J. **CALENDAR DAYS AND TIME.** Unless otherwise provided in this Contract, any reference in this Contract to "day" or "days" shall mean calendar days and not business days. If the date for giving of any notice required to be given, or the performance of any obligation, under this Contract falls on a Saturday, Sunday or federal holiday, then the notice or obligation may be given or performed on the next business day after that Saturday, Sunday or federal holiday.

K. **TERMINATION OF CONTRACT.** The Contract may be terminated, in whole or in part, by either party if the other party substantially fails to fulfill its obligations under the Contract through no fault of the terminating party; or the Village may terminate the Contract, in whole or in part, for its convenience. However, no such termination may be effected unless the terminating party gives the other party: (1) not less than thirty (30) calendar days written notice by certified mail of intent to terminate, and (2) an opportunity for a meeting with the terminating party before termination.

IN WITNESS WHEREOF, the Parties hereto have caused the Contract to be executed as of the Effective Date.

Village of Buffalo Grove, an Illinois home-rule unit of government	**Company** [An Illinois _____ company]
By:_____ Name: Dane Bragg Title: Village Manager	By:_____ Name: _____ Title: _____

Attachment: FINAL_Sewer Televising 2023 (O-2023-17 : 2023 Sewer Televising Project Award)

CONTRACT EXHIBIT A- DESCRIPTION OF THE WORK

[Insert Description of the Work]

Attachment: FINAL_Sewer Televising 2023 (O-2023-17 : 2023 Sewer Televising Project Award)

CONTRACT EXHIBIT B- SCHEDULE OF PRICES

[Insert Schedule of Prices]

Attachment: FINAL_Sewer Televising 2023 (O-2023-17 : 2023 Sewer Televising Project Award)

CONTRACT EXHIBIT C- FORM OF PERFORMANCE AND PAYMENT BOND

Bond Number: _____

KNOW ALL MEN BY THESE PRESENTS, That _____ (the "**Principal**") and _____ _____ (the "**Surety**"), are held and firmly bound unto the Village of Buffalo Grove, an Illinois home-rule unit of government (the "**Village**"), the full and just sum of _____Dollars ($_____) in lawful money of the UNITED STATES OF AMERICA as herein provided.

THE CONDITION OF THIS OBLIGATION is such that the Principal and Surety agree to bind themselves, their successors, assigns, executors, heirs and administrators, jointly and severally, for the full and faithful performance of the Work as defined in that particular Sewer Televising 2023 contract between Principal and the Village dated __ day of _____, 20__, (hereinafter referred to as the "**Contract**"), a copy of which is attached and incorporated by reference as though fully set forth herein.

NOW THE CONDITIONS OF THIS OBLIGATION ARE SUCH that if the said Principal (**i**) shall in all respects keep and perform all the undertakings, covenants, terms, conditions and agreements of the Contract; (**ii**) shall pay all sums of money due or to become due, for any labor, materials, apparatus, fixtures or equipment furnished for the Work provided in said Contract; and (**iii**) shall remove and replace any defects in workmanship or materials which may be apparent or may develop within the ARTICLE XIX – WARRANTY PERIOD of the Contract, then this obligation shall be null and void; otherwise it shall remain in full force and effect.

And the said Surety, for value received, hereby stipulates and agrees that no change, extension of time, alteration or addition to the terms of the Contract or the Work thereunder shall in any way affect its obligation on this Bond, and it does hereby waive notice of any such change, extension of time, alteration or addition to the terms of the Contract or to the Work.

IN WITNESS WHEREOF, we have hereunto set our hands and sea ___ day of _____, 20__.

SURETY	**PRINCIPAL**
By: _____	**By:** _____
Name: _____	**Name:** _____
Title: _____	**Title:** _____
ATTEST	**ATTEST**
By: _____	**By:** _____

NOTE: Date of Bond must not be prior to date of Contract.
If Contractor is Partnership, all partners should execute Bond.
IMPORTANT: Surety companies executing Bonds must appear on the Treasury Departments most current list (Circular 570 as amended) and be authorized to transact business in the state where the Work is located.

Attachment: FINAL_Sewer Televising 2023 (O-2023-17 : 2023 Sewer Televising Project Award)

Ordinance No. O-2023-18 : Ordinance Authorizing a Construction Contract with Chicagoland Paving Contractors, Inc.

Recommendation of Action

Staff recommends approval.

The 2023 Pavement Patching Project was bid on February 9, 2023 and the lowest responsible and responsive bidder was Chicagoland Paving Contractors, Inc. Staff recommends approval of the contract to Chicagoland Paving Contractors, Inc. in the amount of $198,000.00, pending Village Attorney review.

ATTACHMENTS:

- Memo T Bragg_Award of Bid_2023 Pvmt Patching (DOCX)
- ORD_2023 Pvmt Patching Project Award (DOCX)
- 4798.056 Bid Recommendation - Pavement Patching Project (PDF)
- 4798.056 Bid Tabulation - Pavement Patching - Village (PDF)
- _4798.056 Contract Specifications - Pavement Patching FINAL (PDF)

Trustee Liaison	**Staff Contact**
Smith	Kyle Johnson, Engineering

Tuesday, February 21, 2023	

VILLAGE OF
BUFFALO GROVE

MEMORANDUM

DATE: February 15, 2023

TO: Dane Bragg, Village Manager

FROM: Kyle Johnson, Assistant Public Works Director

SUBJECT: 2023 Pavement Patching Project Award of Bid

Staff Recommendation

Staff recommends that the Village Board award the 2023 Pavement Patching Project contract to Chicagoland Paving Contractors, Inc. at a price not to exceed $198,000.00 because the firm is the lowest qualified bidder for the work proposed. Due to the size and scope of the project, staff recommends a contingency fund be created and controlled by the Village Manager in the amount of $33,000.00 (20.0% of the project cost). As bids came in below the engineers estimate Public Works staff will consult with the Village Manager prior to exceeding the low bid price of $165,000.00. This project is funded by Motor Fuel Tax (MFT) funds.

Overview

The 2023 Pavement Patching Project was advertised for bids and opened on February 9th, 2023. The project includes pavement patches of a two-inch depth to be constructed on various streets within the Village helping extend the life of the overall pavement or as patches that are larger than the capabilities of Public Works Operations.

A 20% contingency is being requested for utilization in patching water main breaks along other agency roads such as Buffalo Grove Road (Cook County Jurisdiction) and Aptakisic Road (Lake County Jurisdiction). This project will be under the budgeted amount even with a 20% contingency.

Attached is a copy of the Tabulation of Bids for the program indicating the lowest, qualified bid of $165,000.00 by Chicagoland Paving Contractors, Inc.

Attachment: Memo T Bragg_Award of Bid_2023 Pvmt Patching (O-2023-18 : 2023 Pavement Patching Project Award)

ORDINANCE 2023-____

AN ORDINANCE AUTHORIZING A CONSTRUCTION CONTRACT WITH CHICAGOLAND PAVING CONTRACTORS, INC.

WHEREAS, the Village of Buffalo Grove is a home rule unit pursuant to the Illinois Constitution of 1970; and

WHEREAS, the Village of Buffalo Grove seeks to enter into a Construction Contract with Chicagoland Paving Contractors, Inc. for pavement patching of various Village streets,

NOW THEREFORE, BE IT ORDAINED BY THE PRESIDENT AND BOARD OF TRUSTEES OF THE VILLAGE OF BUFFALO GROVE, COOK AND LAKE COUNTIES, ILLINOIS, as follows:

SECTION 1. The foregoing recitals are hereby adopted and incorporated and made a part of this Ordinance as if fully set forth herein.

SECTION 2. The Village Manager is authorized to enter into a Construction Contract with Chicagoland Paving Contractors, Inc. for pavement patching of various Village streets at a price not to exceed $198,000.00, subject to the review and approval of the Village Attorney.

SECTION 3. If any section, paragraph, clause or provision of this Ordinance shall be held invalid, the invalidity thereof shall not affect any other provision of this Ordinance.

SECTION 4. This Ordinance shall be in full force and effect from and after its passage and approval and shall not be codified.

AYES: _____
NAYES: _____
ABSENT: _____
PASSED: _____, 2023
APPROVED: _____, 2023

APPROVED:

_____
Beverly Sussman, Village President

ATTEST:

_____
Janet Sirabian, Village Clerk

Attachment: ORD_2023 Pvmt Patching Project Award (O-2023-18 : 2023 Pavement Patching Project Award)

GEWALT HAMILTON ASSOCIATES, INC.
CONSULTING ENGINEERS
625 Forest Edge Drive, Vernon Hills, IL 60061
TEL 847.478.9700 ■ FAX 847.478.9701
www.gha-engineers.com

February 10, 2023

Mr. Ted Sianis, PE
Civil Engineer II
Village of Buffalo Grove
51 Raupp Boulevard
Buffalo Grove, Illinois 60089

Re: 2023 Pavement Patching Project
VoBG-2023-10
Bid Results and Recommendation for Award

Dear Mr. Sianis:

On Thursday, February 9, 2023, bid proposals for the above referenced project were received, opened, and publicly read aloud via a Microsoft Teams video conference. This project includes hot-mix asphalt surface patching on various street segments throughout the Village limits.

As directed, the work considered was separated into a 'base bid' and an 'alternate'. Thus, two separate bid schedules were received from each contractor. Most of the proposed work was included in the base bid, and additional street segments were included in alternate 01.

Bid documents were solicited and available to contractors on the Village's website, and bids were received by eight (8) contractors. As-read, the combined bid amounts ranged from $199,750.00 to $774,305.00; the Engineer's Opinion of Probable Cost (EOPC) was $358,800.00. The as-read low bid of $199,750.00 was received from J.A. Johnson Paving Company of Arlington Heights, Illinois, however, following the tabulation of bids, it was determined that there was a discrepancy on how they entered their total combined bid amount on the Village's Vendor Registry system. Per the tabulation of bids attached, Chicagoland Paving, Inc. of Lake Zurich, Illinois submitted the lowest total bid of $280,000.00. The bids for the base bid ranged from $165,000.00 to $449,900.00; the EOPC was $210,600.00. The bids for alternate 01 ranged from $115,000.00 to $324,405.00; the EOPC was $148,200.00.

Chicagoland Paving, Inc. is an IDOT prequalified firm and has the experience and means to perform the work in accordance with the plans and specifications.

We recommend that the Village Board authorize the award of a construction contract for the 2023 Pavement Patching Project to Chicagoland Paving, Inc. in the amount of $165,000.00. This includes award of the base bid ONLY to adhere to the Village's proposed budget for this project.

If you have any questions or require additional information regarding the above, please do not hesitate to contact me at (847) 344-5719 or by email at ldeferville@gha-engineers.com.

Sincerely,
GEWALT HAMILTON ASSOCIATES, INC.

Lucas Deferville
Assistant Director of Construction

Attachment: 4798.056 Bid Recommendation - Pavement Patching Project (O-2023-18 : 2023 Pavement Patching Project Award)

Encl.: Bid Summary

CC: Tom Wisniewski – Village of Buffalo Grove
Leo Morand, PE – Gewalt Hamilton Associates, Inc.

Client: Village of Buffalo Grove
Project: 2023 Pavement Patching Project (VoBG-2023-10)
GHA Project No: 4798.056

Project Manager: Leo Morand, PE
Bid Opening Date: 2/9/2023
Bid Opening Location: Virtual

Apparent Low Bidder

BID TABULATION

Item No.	Description	Quantity	Unit	Engineer's Opinion of Probable Cost Unit Price	Engineer's Opinion of Probable Cost Total	Chicagoland Paving, Lake Zurich, IL Unit Price	Chicagoland Paving, Lake Zurich, IL Total	Schroeder Asphalt Services, Huntley, IL Unit Price	Schroeder Asphalt Services, Huntley, IL Total	Brothers Asphalt Paving, Inc., Addison, IL Unit Price	Brothers Asphalt Paving, Inc., Addison, IL Total	JA Johnson Paving Company, Arlington Heights, IL Unit Price	JA Johnson Paving Company, Arlington Heights, IL Total	Builders Paving, LLC, Hillside, IL Unit Price	Builders Paving, LLC, Hillside, IL Total	Construction Management Corp DBA Briggs Paving, Downers Grove, IL Unit Price	Construction Management Corp DBA Briggs Paving, Downers Grove, IL Total	Peter Baker & Son Co., Lake Bluff, IL Unit Price	Peter Baker & Son Co., Lake Bluff, IL Total	A Lamp Concrete Contractors, Inc., Schaumburg, IL Unit Price	A Lamp Concrete Contractors, Inc., Schaumburg, IL Total
70102620	Traffic Control and Protection, Standard 701501	1.0	LS	$10,000.00	$10,000.00	$6,925.00	$6,925.00	$5,000.00	$5,000.00	$5,000.00	$5,000.00	$12,937.50	$12,937.50	$4,000.00	$4,000.00	$10,000.00	$10,000.00	$2,800.00	$2,800.00	$80,000.00	$80,000.00
-	Class D Patches, Type II, 2 Inch (Special)	410.0	SY	$35.00	$14,350.00	$25.00	$10,250.00	$26.00	$10,660.00	$25.00	$10,250.00	$24.50	$10,045.00	$32.00	$13,120.00	$26.20	$10,742.00	$49.00	$20,090.00	$76.00	$31,160.00
-	Class D Patches, Type III, 2 Inch (Special)	1,175.0	SY	$30.00	$35,250.00	$23.00	$27,025.00	$23.50	$27,612.50	$25.00	$29,375.00	$24.50	$28,787.50	$26.50	$31,137.50	$26.20	$30,785.00	$38.00	$44,650.00	$56.00	$65,800.00
-	Class D Patches, Type IV, 2 Inch (Special)	6,040.0	SY	$25.00	$151,000.00	$20.00	$120,800.00	$23.50	$141,940.00	$25.00	$151,000.00	$24.50	$147,980.00	$26.20	$158,248.00	$26.20	$158,248.00	$28.00	$169,120.00	$48.50	$292,940.00
			Total Base Bid:		**$210,600.00**		**$165,000.00**		**$185,212.50**		**$195,625.00**		**$199,750.00**		**$206,505.50**		**$209,775.00**		**$236,660.00**		**$449,900.00**
70102620	Traffic Control and Protection, Standard 701501	1.0	LS	$7,100.00	$7,100.00	$3,735.00	$3,735.00	$3,500.00	$3,500.00	$5,000.00	$5,000.00	$9,312.50	$9,312.50	$1,500.00	$1,500.00	$10,000.00	$10,000.00	$2,000.00	$2,000.00	$36,000.00	$36,000.00
-	Class D Patches, Type II, 2 Inch (Special)	270.0	SY	$35.00	$9,450.00	$25.00	$6,750.00	$26.00	$7,020.00	$25.00	$6,750.00	$24.50	$6,615.00	$32.00	$8,640.00	$26.20	$7,074.00	$49.00	$13,230.00	$84.00	$22,680.00
-	Class D Patches, Type III, 2 Inch (Special)	805.0	SY	$30.00	$24,150.00	$23.00	$18,515.00	$23.00	$18,515.00	$25.00	$20,125.00	$24.50	$19,722.50	$26.50	$21,332.50	$26.20	$21,091.00	$38.00	$30,590.00	$55.00	$44,275.00
-	Class D Patches, Type IV, 2 Inch (Special)	4,300.0	SY	$25.00	$107,500.00	$20.00	$86,000.00	$23.00	$98,900.00	$25.00	$107,500.00	$24.50	$105,350.00	$26.20	$112,660.00	$26.20	$112,660.00	$28.00	$120,400.00	$51.50	$221,450.00
			Total Alternate 01 Bid:		**$148,200.00**		**$115,000.00**		**$127,935.00**		**$139,375.00**		**$141,000.00**		**$144,132.50**		**$150,825.00**		**$166,220.00**		**$324,405.00**
			Total Bid:		**$358,800.00**		**$280,000.00**		**$313,147.50**		**$335,000.00**		**$340,750.00**		**$350,638.00** *As Read: $350,638.50*		**$360,600.00**		**$402,880.00**		**$774,305.00**

Notes:
1. Apparent low bidder is shown on this bid tabulation.
2. Discrepancies have been highlighted in Yellow.

Attachment: 4798.056 Bid Tabulation - Pavement Patching - Village (O-2023-18 : 2023 Pavement Patching Project Award)

Illinois Department of Transportation

Local Public Agency Formal Contract Proposal

VoBG-2023-10

COVER SHEET

Proposal Submitted By:

Contractor's Name

Contractor's Address | City | State | Zip Code

STATE OF ILLINOIS

Local Public Agency	County	Section Number
Village of Buffalo Grove	Cook/Lake	23-00000-01-GM

Route(s) (Street/Road Name)	Type of Funds
Various Street Segments	MFT

☒ Proposal Only ☐ Proposal and Plans ☐ Proposal only, plans are separate

Submitted/Approved
For Local Public Agency:

For a County and Road District Project

Submitted/Approved

Highway Commissioner Signature | Date

Submitted/Approved

County Engineer/Superintendent of Highways | Date

For a Municipal Project

Submitted/Approved/Passed

Signature | Date

Official Title

Department of Transportation

Released for bid based on limited review

Regional Engineer Signature | Date

Note: All proposal documents, including Proposal Guaranty Checks or Proposal Bid Bonds, should be stapled together to prevent loss when bids are processed.

Attachment: _4798.056 Contract Specifications - Pavement Patching FINAL (O-2023-18 : 2023 Pavement Patching Project Award)

Local Public Agency	County	Section Number	Route(s) (Street/Road Name)
Village of Buffalo Grove	Cook	23-00000-01-GM	Various Street Segments

NOTICE TO BIDDERS

Sealed proposals for the project described below will be received at the office of www.vbg.org/bids (Name of Office)

_____ (Address) until 10:00 AM (Time) on 02/09/23 (Date)

Sealed proposals will be opened and read publicly at the office of a live, online meeting hosted by the Village, (Name of Office)

https://bit.ly/3GoHWK1 (Address) at 10:00 AM (Time) on 02/09/23 (Date)

DESCRIPTION OF WORK

Location	Project Length
Various Locations Within in the Village Limits	

Proposed Improvement

This project includes, but is not limited to, the following major work items: hot-mix asphalt surface pavement patching; and other associated improvements.

1. Plans and proposal forms will be available in the office of

www.vbg.org/bids
Office of the Purchasing Manager - (847) 459-2500

2. ☒ Prequalification

   If checked, the 2 apparent as read low bidders must file within 24 hours after the letting an "Affidavit of Availability" (Form BC 57) in triplicate, showing all uncompleted contracts awarded to them and all low bids pending award for Federal, State, County, Municipal and private work. One original shall be filed with the Awarding Authority and two originals with the IDOT District Office.

3. The Awarding Authority reserves the right to waive technicalities and to reject any or all proposals as provided in BLRS Special Provision for Bidding Requirements and Conditions for Contract Proposals.

4. The following BLR Forms shall be returned by the bidder to the Awarding Authority:
   a. Local Public Agency Formal Contract Proposal (BLR 12200)
   b. Schedule of Prices (BLR 12201)
   c. Proposal Bid Bond (BLR 12230) (if applicable)
   d. Apprenticeship or Training Program Certification (BLR 12325) (do not use for project with Federal funds.)
   e. Affidavit of Illinois Business Office (BLR 12326) (do not use for project with Federal funds)

5. The quantities appearing in the bid schedule are approximate and are prepared for the comparison of bids. Payment to the Contractor will be made only for the actual quantities of work performed and accepted or materials furnished according to the contract. The scheduled quantities of work to be done and materials to be furnished may be increased, decreased or omitted as hereinafter provided.

6. Submission of a bid shall be conclusive assurance and warranty the bidder has examined the plans and understands all requirements for the performance of work. The bidder will be responsible for all errors in the proposal resulting from failure or neglect to conduct an in depth examination. The Awarding Authority will, in no case, be responsible for any costs, expenses, losses or changes in anticipated profits resulting from such failure or neglect of the bidder.

7. The bidder shall take no advantage of any error or omission in the proposal and advertised contract.

8. If a special envelope is supplied by the Awarding Authority, each proposal should be submitted in that envelope furnished by the Awarding Agency and the blank spaces on the envelope shall be filled in correctly to clearly indicate its contents. When an envelope other than the special one furnished by the Awarding Authority is used, it shall be marked to clearly indicate its contents. When sent by mail, the sealed proposal shall be addressed to the Awarding Authority at the address and in care of the official in whose office the bids are to be received. All proposals shall be filed prior to the time and at the place specified in the Notice to Bidders. Proposals received after the time specified will be returned to the bidder unopened.

9. Permission will be given to a bidder to withdraw a proposal if the bidder makes the request in writing or in person before the time for opening proposals.

Attachment: _4798.056 Contract Specifications - Pavement Patching FINAL (O-2023-18 : 2023 Pavement Patching Project Award)

Local Public Agency	County	Section Number	Route(s) (Street/Road Name)
Village of Buffalo Grove	Cook	23-00000-01-GM	Various Street Segments

PROPOSAL

1. Proposal of _____
Contractor's Name

_____
Contractor's Address

2. The plans for the proposed work are those prepared by Gewalt Hamilton Associates, Inc.
and approved by the Department of Transportation on _____

3. The specifications referred to herein are those prepared by the Department of Transportation and designated as "Standard Specifications for Road and Bridge Construction" and the " Supplemental Specifications and Recurring Special Provisions" thereto, adopted and in effect on the date of invitation for bids.

4. The undersigned agrees to accept, as part of the contract, the applicable Special Provisions indicated on the "Check Sheet for Recurring Special Provisions" contained in this proposal.

5. The undersigned agrees to complete the work within _____ working days or by 06/23/23 unless additional time is granted in accordance with the specifications.

6. The successful bidder at the time of execution of the contract will be required to deposit a contract bond for the full amount of the award. When a contract bond is not required, the proposal guaranty check will be held in lieu thereof. If this proposal is accepted and the undersigned fails to execute a contract and contract bond as required, it is hereby agreed that the Bid Bond of check shall be forfeited to the Awarding Authority.

7. Each pay item should have a unit price and a total price. If no total price is shown or if there is a discrepancy between the products of the unit price multiplied by the quantity, the unit price shall govern. If a unit price is omitted, the total price will be divided by the quantity in order to establish a unit price. A bid may be declared unacceptable if neither a unit price nor a total price is shown.

8. The undersigned submits herewith the schedule of prices on BLR 12201 covering the work to be performed under this contract.

9. The undersigned further agrees that if awarded the contract for the sections contained in the combinations on BLR 12201, the work shall be in accordance with the requirements of each individual proposal for the multiple bid specified in the Schedule for Multiple Bids below.

10. A proposal guaranty in the proper amount, as specified in BLRS Special Provision for Bidding Requirements and Conditions for Contract Proposals, will be required. Bid Bonds will be allowed as a proposal guaranty. Accompanying this proposal is either a bid bond, if allowed, on Department form BLR 12230 or a proposal guaranty check, complying with the specifications, made payable to: _____ Treasurer of Buffalo Grove .
The amount of the check is _____ (_____).

Attach Cashier's Check or Certified Check Here

In the event that one proposal guaranty check is intended to cover two or more bid proposals, the amount must be equal to the sum of the proposal guaranties which would be required for each individual bid proposal. If the proposal guaranty check is placed in another bid proposal, state below where it may be found.

The proposal guaranty check will be found in the bid proposal for: Section Number _____ .

Attachment: _4798.056 Contract Specifications - Pavement Patching FINAL (O-2023-18 : 2023 Pavement Patching Project Award)

Local Public Agency	County	Section Number	Route(s) (Street/Road Name)
Village of Buffalo Grove	Cook	23-00000-01-GM	Various Street Segments

CONTRACTOR CERTIFICATIONS

The certifications hereinafter made by the bidder are each a material representation of fact upon which reliance is placed should the Department enter into the contract with the bidder.

1. **Debt Delinquency.** The bidder or contractor or subcontractor, respectively, certifies that it is not delinquent in the payment of any tax administered by the Department of Revenue unless the individual or other entity is contesting, in accordance with the procedure established by the appropriate Revenue Act, its liability for the tax or the amount of the tax. Making a false statement voids the contract and allows the Department to recover all amounts paid to the individual or entity under the contract in a civil action.

2. **Bid-Rigging or Bid Rotating**. The bidder or contractor or subcontractor, respectively, certifies that it is not barred from contracting with the Department by reason of a violation of either 720 ILCS 5/33E-3 or 720 ILCS 5/33E-4.

   A violation of section 33E-3 would be represented by a conviction of the crime of bid-rigging which, in addition to Class 3 felony sentencing, provides that any person convicted of this offense, or any similar offense of any state or the United States which contains the same elements as this offense shall be barred for 5 years from the date of conviction from contracting with any unit of State or local government. No corporation shall be barred from contracting with any unit of State or local government as a result of a convictior under this Section of any employee or agent of such corporation if the employee so convicted is no longer employed by the corporation: (1) it has been finally adjudicated not guilty or (2) if it demonstrates to the governmental entity with which it seeks to contract that entity finds that the commission of the offense was neither authorized, requested, commanded, nor performed by a director, officer or a high managerial agent on behalf of the corporation.

   A violation of Section 33E-4 would be represented by a conviction of the crime of bid-rotating which, in addition to Class 2 felony sentencing, provides that any person convicted of this offense or any similar offense of any state or the United States which contains the same elements as this offense shall be permanently barred from contracting with any unit of State of Local government. No corporation shall be barred from contracting with any unit of State or Local government as a result of a conviction under this Section o any employee or agent of such corporation if the employee so convicted is no longer employed by the corporation and: (1) it has been finally adjudicated not guilty or (2) if it demonstrates to the governmental entity with which it seeks to contract and that entity finds that the commission of the offense was neither authorized, requested, commanded, nor performed by a director, officer or a high managerial agent on behalf of the corporation.

3. **Bribery.** The bidder or contractor or subcontractor, respectively, certifies that, it has not been convicted of bribery or attempting to bribe an officer or employee of the State of Illinois or any unit of local government, nor has the firm made an admission of guilt of such conduct which is a matter or record, nor has an official, agent, or employee of the firm committed bribery or attempted bribery on behalf of the firm and pursuant to the direction or authorization of a responsible official of the firm.

4. **Interim Suspension or Suspension.** The bidder or contractor or subcontractor, respectively, certifies that it is not currently under a suspension as defined in Subpart I of Title 44 Subtitle A Chapter III Part 6 of the Illinois Administrative code. Furthermore, if suspended prior to completion of this work, the contract or contracts executed for the completion of this work may be canceled.

Attachment: _4798.056 Contract Specifications - Pavement Patching FINAL (O-2023-18 : 2023 Pavement Patching Project Award)

Local Public Agency	County	Section Number	Route(s) (Street/Road Name)
Village of Buffalo Grove	Cook	23-00000-01-GM	Various Street Segments

SIGNATURES

(If an individual)

Signature of Bidder | Date

Business Address

City | State | Zip Code

(If a partnership)

Firm Name

Signature | Date

Title

Business Address

City | State | Zip Code

Insert the Names and Addresses of all Partners

(If a corporation)

Corporate Name

Signature | Date

Title

Business Address

City | State | Zip Code

Insert Names of Officers

President

Attachment: _4798.056 Contract Specifications - Pavement Patching FINAL (O-2023-18 : 2023 Pavement Patching Project Award)

Attest:

Secretary

Secretary

Treasurer

Illinois Department of Transportation

Schedule of Prices

VoBG-2023-10

Contractor's Name

Contractor's Address | City | State | Zip Code

Local Public Agency: Village of Buffalo Grove | County: Cook/Lake | Section Number: 23-00000-01-GM

Route(s) (Street/Road Name): Various Street Segments

Schedule for Multiple Bids

Combination Letter	Section Included in Combinations	Total

Schedule for Single Bid

(For complete information covering these items, see plans and specifications.)

Item Number	Items	Unit	Quantity	Unit Price	Total
	BASE BID				
70102620	Tr Cont & Prot 701501	LS	1		
-	CL D Patches, Ty II, 2" (SP)	SY	410		
-	CL D Patches, Ty III, 2" (SP)	SY	1,175		
-	CL D Patches, Ty IV, 2" (SP)	SY	6,040		
				Bidder's Total Proposal	

1. Each pay item should have a unit price and a total price.
2. If no total price is shown or if there is a discrepancy between the product of the unit price multiplied by the quantity, the unit price shall govern.
3. If a unit price is omitted, the total price will be divided by the quantity in order to establish a unit price.
4. A bid may be declared unacceptable if neither a unit price or total price is shown.

Attachment: _4798.056 Contract Specifications - Pavement Patching FINAL (O-2023-18 : 2023 Pavement Patching Project Award)

Illinois Department of Transportation

Schedule of Prices

VoBG-2023-10

Contractor's Name

Contractor's Address | City | State | Zip Code

Local Public Agency: Village of Buffalo Grove | County: Cook/Lake | Section Number: 23-00000-01-GM

Route(s) (Street/Road Name): Various Street Segments

Schedule for Multiple Bids

Combination Letter	Section Included in Combinations	Total

Schedule for Single Bid

(For complete information covering these items, see plans and specifications.)

Item Number	Items	Unit	Quantity	Unit Price	Total
	ALTERNATE 01				
70102620	Tr Cont & Prot 701501	LS	1		
-	CL D Patches, Ty II, 2" (SP)	SY	270		
-	CL D Patches, Ty III, 2" (SP)	SY	805		
-	CL D Patches, Ty IV, 2" (SP)	SY	4,300		
				Bidder's Total Proposal	

1. Each pay item should have a unit price and a total price.
2. If no total price is shown or if there is a discrepancy between the product of the unit price multiplied by the quantity, the unit price shall govern.
3. If a unit price is omitted, the total price will be divided by the quantity in order to establish a unit price.
4. A bid may be declared unacceptable if neither a unit price or total price is shown.

Attachment: _4798.056 Contract Specifications - Pavement Patching FINAL (O-2023-18 : 2023 Pavement Patching Project Award)

Illinois Department of Transportation

Local Public Agency Proposal Bid Bond

VoBG-2023-10

Local Public Agency	County	Section Number
Village of Buffalo Grove	Cook/Lake	23-00000-01-GM

WE, _____ as PRINCIPAL, and _____ as SURETY, are held jointly, severally and firmly bound unto the above Local Public Agency (hereafter referred to as "LPA") in the penal sum of 5% of the total bid price, or for the amount specified in the proposal documents in effect on the date of invitation for bids, whichever is the lesser sum. We bind ourselves, our heirs, executors, administrators, successors, and assigns, jointly pay to the LPA this sum under the conditions of this instrument.

WHEREAS THE CONDITION OF THE FOREGOING OBLIGATION IS SUCH that, the said PRINCIPAL is submitting a written proposal to the LPA acting through its awarding authority for the construction of the work designated as the above section.

THEREFORE if the proposal is accepted and a contract awarded to the PRINCIPAL by the LPA for the above designated section and the PRINCIPAL shall within fifteen (15) days after award enter into a formal contract, furnish surety guaranteeing the faithful performance of the work, and furnish evidence of the required insurance coverage, all as provided in the "Standard Specifications for Roac and Bridge Construction" and applicable Supplemental Specifications, then this obligation shall become void; otherwise it shall remain in full force and effect.

IN THE EVENT the LPA determines the PRINCIPAL has failed to enter into a formal contract in compliance with any requirements set forth in the preceding paragraph, then the LPA acting through its awarding authority shall immediately be entitled to recover the full penal sum set out above, together with all court costs, all attorney fees, and any other expense of recovery.

IN TESTIMONY WHEREOF, the said PRINCIPAL and the said SURETY have caused this instrument to be signed by their respective officers this _____ (Day) of _____ (Month and Year)

Principal

Company Name		Company Name	
Signature	Date	Signature	Date
By:		By:	
Title		Title	

(If Principal is a joint venture of two or more contractors, the company names, and authorized signatures of each contractor must be affixed.)

Surety

Name of Surety	Signature of Attorney-in-Fact	Date
	By:	

STATE OF IL

COUNTY OF

I _____, a Notary Public in and for said county do hereby certify that

_____

(Insert names of individuals signing on behalf of PRINCIPAL & SURETY)

who are each personally known to me to be the same persons whose names are subscribed to the foregoing instrument on behalf of PRINCIPAL and SURETY, appeared before me this day in person and acknowledged respectively, that they signed and delivered said instruments as their free and voluntary act for the uses and purposes therein set forth.

Given under my hand and notarial seal this _____ (Day) day of _____ (Month and Year).

Notary Public Signature

(SEAL)

Date commission expires _____

Attachment: _4798.056 Contract Specifications - Pavement Patching FINAL (O-2023-18 : 2023 Pavement Patching Project Award)

Local Public Agency	County	Section Number
Village of Buffalo Grove	Cook	23-00000-01-GM

ELECTRONIC BID BOND

☐ **Electronic bid bond is allowed (box must be checked by LPA if electronic bid bond is allowed)**

The Principal may submit an electronic bid bond, in lieu of completing the above section of the Proposal Bid Bond Form. By providing an electronic bid bond ID code and signing below, the Principal is ensuring the identified electronic bid bond has been executed and the Principal and Surety are firmly bound unto the LPA under the conditions of the bid bond as shown above. (If PRINCIPAL is a joint venture of two or more contractors, an electronic bid bond ID code, company/Bidder name title and date must be affixed for each contractor in the venture.)

Electronic Bid Bond ID Code

Company/Bidder Name

Signature

Date

Title

Attachment: _4798.056 Contract Specifications - Pavement Patching FINAL (O-2023-18 : 2023 Pavement Patching Project Award)

Illinois Department of Transportation

Apprenticeship and Training Program Certification

VoBG-2023-10

Local Public Agency	County	Street Name/Road Name	Section Number
Village of Buffalo Grove	Cook/Lake	Various Street Segments	23-00000-01-GM

All contractors are required to complete the following certification

☐ For this contract proposal or for all bidding groups in this deliver and install proposal.

☐ For the following deliver and install bidding groups in this material proposal.

Illinois Department of Transportation policy, adopted in accordance with the provisions of the Illinois Highway Code, requires this contract to be awarded to the lowest responsive and responsible bidder. The award decision is subject to approval by the Department. In addition to all other responsibility factors, this contract or deliver and install proposal requires all bidders and all bidder's subcontractors to disclose participation in apprenticeship or training programs that are (1) approved by and registered with the United States Department of Labor's Bureau of Apprenticeship and Training, and (2) applicable to the work of the above indicated proposals or groups. Therefore, all bidders are required to complete the following certification:

1. Except as provided in paragraph 4 below, the undersigned bidder certifies that it is a participant, either as an individual or as part of a group program, in an approved apprenticeship or training program applicable to each type of work or craft that the bidder will perform with its own employees.

2. The undersigned bidder further certifies, for work to be performed by subcontract, that each of its subcontractors either (A) is, at the time of such bid, participating in an approved, applicable apprenticeship or training program; or (B) will, prior to commencement of performance of work pursuant to this contract, establish participation in an approved apprenticeship or training program applicable to the work of the subcontract.

3. The undersigned bidder, by inclusion in the list in the space below, certifies the official name of each program sponsor holding the Certificate of Registration for all of the types of work or crafts in which the bidder is a participant and that will be performed with the bidder's employees. Types of work or craft that will be subcontracted shall be included and listed as subcontract work. The list shall also indicate any type of work or craft job category for which there is no applicable apprenticeship or training program available.

4. Except for any work identified above, if any bidder or subcontractor shall perform all or part of the work of the contract or deliver and install proposal solely by individual owners, partners or members and not by employees to whom the payment of prevailing rates of wages would be required, check the following box, and identify the owner/operator workforces and positions of ownership. ☐

The requirements of this certification and disclosure are a material part of the contract, and the contractor shall require this certification provision to be included in all approved subcontracts. The bidder is responsible for making a complete report and shall make certain that each type of work or craft job category that will be utilized on the project is accounted for and listed. The Department at any time before or afterward may require the production of a copy of each applicable Certificate of Registration issued by the United States Department of Labor evidencing such participation by the contractor and any or all of its subcontractors. In order to fulfill the participation requirement, it shall not be necessary that any applicable program sponsor be currently taking or that it will take applications for apprenticeship, training o employment during the performance of the work of this contract or deliver and install proposal.

Bidder	Signature	Date

Title

Address	City	State	Zip Code

Attachment: _4798.056 Contract Specifications - Pavement Patching FINAL (O-2023-18 : 2023 Pavement Patching Project Award)

Illinois Department of Transportation

Affidavit of Illinois Business Office

VoBG-2023-10

Local Public Agency	County	Street Name/Road Name	Section Number
Village of Buffalo Grove	Cook/Lake	Various Street Segments	23-00000-01-GM

I, _____ of _____, _____,
Name of Affiant — City of Affiant — State of Affiant
being first duly sworn upon oath, state as follows:

1. That I am the _____ of _____.
Officer or Position — Bidder

2. That I have personal knowledge of the facts herein stated.

3. That, if selected under the proposal described above, _____, will maintain a business office in the
Bidder
State of Illinois, which will be located in _____ County, Illinois.
County

4. That this business office will serve as the primary place of employment for any persons employed in the construction contemplated by this proposal.

5. That this Affidavit is given as a requirement of state law as provided in Section 30-22(8) of the Illinois Procurement Code.

Signature _____ Date _____

Print Name of Affiant _____

Notary Public

State of IL

County _____

Signed (or subscribed or attested) before me on _____ by
(date)

_____, authorized agent(s) of
(name/s of person/s)

_____.
Bidder

Signature of Notary Public _____

(SEAL)

My commission expires _____

Attachment: _4798.056 Contract Specifications - Pavement Patching FINAL (O-2023-18 : 2023 Pavement Patching Project Award)

Illinois Department of Transportation

Affidavit of Availability

For the Letting of 02/09/23

VoBG-2023-10

Bureau of Construction
2300 South Dirksen Parkway/Room 322
Springfield, IL 62764

Instructions: Complete this form by either typing or using black ink. "Authorization to Bid" will not be issued unless both sides of this form are completed in detail. Use additional forms as needed to list all work.

Part I. Work Under Contract

List below all work you have under contract as either a prime contractor or a subcontractor. It is required to include all pending low bids not yet awarded or rejected. In a joint venture, list only that portion of the work which is the responsibility of your company. The uncompleted dollar value is to be based upon the most recent engineer's or owners estimate, and must include work subcontracted to others. If no work is contracted, show NONE.

	1	2	3	4	Awards Pending	Accumulated Totals
Contract Number						
Contract With						
Estimated Completion Date						
Total Contract Price						
Uncompleted Dollar Value if Firm is the Prime Contractor						
Uncompleted Dollar Value if Firm is the Subcontractor						
					Total Value of All Work	

Part II. Awards Pending and Uncompleted Work to be done with your own forces.

List below the uncompleted dollar value of work for each contract and awards pending to be completed with your own forces. All work subcontracted to others will be listed on the reverse of this form. In a joint venture, list only that portion of the work to be done by your company. If no work is contracted, show NONE.

Earthwork						
Portland Cement Concrete Paving						
HMA Plant Mix						
HMA Paving						
Clean & Seal Cracks/Joints						
Aggregate Bases, Surfaces						
Highway, R.R., Waterway Struc.						
Drainage						
Electrical						
Cover and Seal Coats						
Concrete Construction						
Landscaping						
Fencing						
Guardrail						
Painting						
Signing						
Cold Milling, Planning, Rotomilling						
Demolition						
Pavement Markings (Paint)						
Other Construction (List)						
Totals						

Disclosure of this information is REQUIRED to accomplish the statutory purpose as outlined in the "Illinois Procurement Code." Failure to comply will result in non-issuance of an "Authorization To Bid." This form has been approved by the State Forms Management Center.

Attachment: _4798.056 Contract Specifications - Pavement Patching FINAL (O-2023-18 : 2023 Pavement Patching Project Award)

Part III. Work Subcontracted to Others.

For each contract described in Part I, list all the work you have subcontracted to others.

	1	2	3	4	Awards Pending
Subcontractor					
Type of Work					
Subcontract Price					
Amount Uncompleted					
Subcontractor					
Type of Work					
Subcontract Price					
Amount Uncompleted					
Subcontractor					
Type of Work					
Subcontract Price					
Amount Uncompleted					
Subcontractor					
Type of Work					
Subcontract Price					
Amount Uncompleted					
Subcontractor					
Type of Work					
Subcontract Price					
Amount Uncompleted					
Total Uncompleted					

Notary

I, being duly sworn, do hereby declare this affidavit is a true and correct statement relating to ALL uncompleted contracts of the undersigned for Federal, State, County, City and private work, including ALL subcontract work, ALL pending low bids not yet awarded or rejected and ALL estimated completion dates.

Officer or Director

Title

Signature

Date

Company

Address

City

State

Zip Code

Subscribed and sworn to before me

this _____ day of _____ , _____

_____

(Signature of Notary Public)

My commission expires _____

(Notary Seal)

☐ Add pages for additional contracts

Attachment: _4798.056 Contract Specifications - Pavement Patching FINAL (O-2023-18 : 2023 Pavement Patching Project Award)

Illinois Department of Transportation

Affidavit of Availability

For the Letting of 02/09/23

Bureau of Construction
2300 South Dirksen Parkway/Room 322
Springfield, IL 62764

Instructions: Complete this form by either typing or using black ink. "Authorization to Bid" will not be issued unless both sides of this form are completed in detail. Use additional forms as needed to list all work.

Part I. Work Under Contract

List below all work you have under contract as either a prime contractor or a subcontractor. It is required to include all pending low bids not yet awarded or rejected. In a joint venture, list only that portion of the work which is the responsibility of your company. The uncompleted dollar value is to be based upon the most recent engineer's or owners estimate, and must include work subcontracted to others. If no work is contracted, show NONE.

	1	2	3	4	Awards Pending	Accumulated Totals
Contract Number						
Contract With						
Estimated Completion Date						
Total Contract Price						
Uncompleted Dollar Value if Firm is the Prime Contractor						
Uncompleted Dollar Value if Firm is the Subcontractor						
					Total Value of All Work	

Part II. Awards Pending and Uncompleted Work to be done with your own forces.

List below the uncompleted dollar value of work for each contract and awards pending to be completed with your own forces. All work subcontracted to others will be listed on the reverse of this form. In a joint venture, list only that portion of the work to be done by your company. If no work is contracted, show NONE.

Earthwork						
Portland Cement Concrete Paving						
HMA Plant Mix						
HMA Paving						
Clean & Seal Cracks/Joints						
Aggregate Bases, Surfaces						
Highway, R.R., Waterway Struc.						
Drainage						
Electrical						
Cover and Seal Coats						
Concrete Construction						
Landscaping						
Fencing						
Guardrail						
Painting						
Signing						
Cold Milling, Planning, Rotomilling						
Demolition						
Pavement Markings (Paint)						
Other Construction (List)						
Totals						

Disclosure of this information is REQUIRED to accomplish the statutory purpose as outlined in the "Illinois Procurement Code." Failure to comply will result in non-issuance of an "Authorization To Bid." This form has been approved by the State Forms Management Center.

Attachment: _4798.056 Contract Specifications - Pavement Patching FINAL (O-2023-18 : 2023 Pavement Patching Project Award)

Part III. Work Subcontracted to Others.

For each contract described in Part I, list all the work you have subcontracted to others.

	2	3	4	Awards Pending	1
Subcontractor					
Type of Work					
Subcontract Price					
Amount Uncompleted					
Subcontractor					
Type of Work					
Subcontract Price					
Amount Uncompleted					
Subcontractor					
Type of Work					
Subcontract Price					
Amount Uncompleted					
Subcontractor					
Type of Work					
Subcontract Price					
Amount Uncompleted					
Subcontractor					
Type of Work					
Subcontract Price					
Amount Uncompleted					
Total Uncompleted					

Notary

I, being duly sworn, do hereby declare this affidavit is a true and correct statement relating to ALL uncompleted contracts of the undersigned for Federal, State, County, City and private work, including ALL subcontract work, ALL pending low bids not yet awarded or rejected and ALL estimated completion dates.

Officer or Director

Title

Signature

Date

Company

Address

City

State

Zip Code

Subscribed and sworn to before me

this _____ day of _____ , _____

_____

(Signature of Notary Public)

My commission expires _____

(Notary Seal)

☐ Add pages for additional contracts

Attachment: _4798.056 Contract Specifications - Pavement Patching FINAL (O-2023-18 : 2023 Pavement Patching Project Award)

Illinois Department of Transportation

Affidavit of Availability

For the Letting of 02/09/23

Bureau of Construction
2300 South Dirksen Parkway/Room 322
Springfield, IL 62764

Instructions: Complete this form by either typing or using black ink. "Authorization to Bid" will not be issued unless both sides of this form are completed in detail. Use additional forms as needed to list all work.

Part I. Work Under Contract

List below all work you have under contract as either a prime contractor or a subcontractor. It is required to include all pending low bids not yet awarded or rejected. In a joint venture, list only that portion of the work which is the responsibility of your company. The uncompleted dollar value is to be based upon the most recent engineer's or owners estimate, and must include work subcontracted to others. If no work is contracted, show NONE.

	1	2	3	4	Awards Pending	Accumulated Totals
Contract Number						
Contract With						
Estimated Completion Date						
Total Contract Price						
Uncompleted Dollar Value if Firm is the Prime Contractor						
Uncompleted Dollar Value if Firm is the Subcontractor						
					Total Value of All Work	

Part II. Awards Pending and Uncompleted Work to be done with your own forces.

List below the uncompleted dollar value of work for each contract and awards pending to be completed with your own forces. All work subcontracted to others will be listed on the reverse of this form. In a joint venture, list only that portion of the work to be done by your company. If no work is contracted, show NONE.

Earthwork						
Portland Cement Concrete Paving						
HMA Plant Mix						
HMA Paving						
Clean & Seal Cracks/Joints						
Aggregate Bases, Surfaces						
Highway, R.R., Waterway Struc.						
Drainage						
Electrical						
Cover and Seal Coats						
Concrete Construction						
Landscaping						
Fencing						
Guardrail						
Painting						
Signing						
Cold Milling, Planning, Rotomilling						
Demolition						
Pavement Markings (Paint)						
Other Construction (List)						
Totals						

Disclosure of this information is REQUIRED to accomplish the statutory purpose as outlined in the "Illinois Procurement Code." Failure to comply will result in non-issuance of an "Authorization To Bid." This form has been approved by the State Forms Management Center.

Attachment: _4798.056 Contract Specifications - Pavement Patching FINAL (O-2023-18 : 2023 Pavement Patching Project Award)

Part III. Work Subcontracted to Others.

For each contract described in Part I, list all the work you have subcontracted to others.

	1	2	3	4	Awards Pending
Subcontractor					
Type of Work					
Subcontract Price					
Amount Uncompleted					
Subcontractor					
Type of Work					
Subcontract Price					
Amount Uncompleted					
Subcontractor					
Type of Work					
Subcontract Price					
Amount Uncompleted					
Subcontractor					
Type of Work					
Subcontract Price					
Amount Uncompleted					
Subcontractor					
Type of Work					
Subcontract Price					
Amount Uncompleted					
Total Uncompleted					

Notary

I, being duly sworn, do hereby declare this affidavit is a true and correct statement relating to ALL uncompleted contracts of the undersigned for Federal, State, County, City and private work, including ALL subcontract work, ALL pending low bids not yet awarded or rejected and ALL estimated completion dates.

Officer or Director

Title

Signature

Date

Company

Address

City

State

Zip Code

Subscribed and sworn to before me

this _____ day of _____ , _____

_____

(Signature of Notary Public)

My commission expires _____

(Notary Seal)

☐ Add pages for additional contracts

Attachment: _4798.056 Contract Specifications - Pavement Patching FINAL (O-2023-18 : 2023 Pavement Patching Project Award)

Illinois Department of Transportation

Affidavit of Availability

For the Letting of 02/09/23

Bureau of Construction
2300 South Dirksen Parkway/Room 322
Springfield, IL 62764

Instructions: Complete this form by either typing or using black ink. "Authorization to Bid" will not be issued unless both sides of this form are completed in detail. Use additional forms as needed to list all work.

Part I. Work Under Contract

List below all work you have under contract as either a prime contractor or a subcontractor. It is required to include all pending low bids not yet awarded or rejected. In a joint venture, list only that portion of the work which is the responsibility of your company. The uncompleted dollar value is to be based upon the most recent engineer's or owners estimate, and must include work subcontracted to others. If no work is contracted, show NONE.

	1	2	3	4	Awards Pending	Accumulated Totals
Contract Number						
Contract With						
Estimated Completion Date						
Total Contract Price						
Uncompleted Dollar Value if Firm is the Prime Contractor						
Uncompleted Dollar Value if Firm is the Subcontractor						
					Total Value of All Work	

Part II. Awards Pending and Uncompleted Work to be done with your own forces.

List below the uncompleted dollar value of work for each contract and awards pending to be completed with your own forces. All work subcontracted to others will be listed on the reverse of this form. In a joint venture, list only that portion of the work to be done by your company. If no work is contracted, show NONE.

Earthwork						
Portland Cement Concrete Paving						
HMA Plant Mix						
HMA Paving						
Clean & Seal Cracks/Joints						
Aggregate Bases, Surfaces						
Highway, R.R., Waterway Struc.						
Drainage						
Electrical						
Cover and Seal Coats						
Concrete Construction						
Landscaping						
Fencing						
Guardrail						
Painting						
Signing						
Cold Milling, Planning, Rotomilling						
Demolition						
Pavement Markings (Paint)						
Other Construction (List)						
Totals						

Disclosure of this information is REQUIRED to accomplish the statutory purpose as outlined in the "Illinois Procurement Code." Failure to comply will result in non-issuance of an "Authorization To Bid." This form has been approved by the State Forms Management Center.

Attachment: _4798.056 Contract Specifications - Pavement Patching FINAL (O-2023-18 : 2023 Pavement Patching Project Award)

Part III. Work Subcontracted to Others.

For each contract described in Part I, list all the work you have subcontracted to others.

	1	2	3	4	Awards Pending
Subcontractor					
Type of Work					
Subcontract Price					
Amount Uncompleted					
Subcontractor					
Type of Work					
Subcontract Price					
Amount Uncompleted					
Subcontractor					
Type of Work					
Subcontract Price					
Amount Uncompleted					
Subcontractor					
Type of Work					
Subcontract Price					
Amount Uncompleted					
Subcontractor					
Type of Work					
Subcontract Price					
Amount Uncompleted					
Total Uncompleted					

Notary

I, being duly sworn, do hereby declare this affidavit is a true and correct statement relating to ALL uncompleted contracts of the undersigned for Federal, State, County, City and private work, including ALL subcontract work, ALL pending low bids not yet awarded or rejected and ALL estimated completion dates.

Officer or Director

Title

Signature

Date

Company

Address

City

State

Zip Code

Subscribed and sworn to before me

this _____ day of _____ , _____

_____

(Signature of Notary Public)

My commission expires _____

(Notary Seal)

☐ Add pages for additional contracts

Attachment: _4798.056 Contract Specifications - Pavement Patching FINAL (O-2023-18 : 2023 Pavement Patching Project Award)

Illinois Department of Transportation

Affidavit of Availability

For the Letting of 02/09/23

Bureau of Construction
2300 South Dirksen Parkway/Room 322
Springfield, IL 62764

Instructions: Complete this form by either typing or using black ink. "Authorization to Bid" will not be issued unless both sides of this form are completed in detail. Use additional forms as needed to list all work.

Part I. Work Under Contract

List below all work you have under contract as either a prime contractor or a subcontractor. It is required to include all pending low bids not yet awarded or rejected. In a joint venture, list only that portion of the work which is the responsibility of your company. The uncompleted dollar value is to be based upon the most recent engineer's or owners estimate, and must include work subcontracted to others. If no work is contracted, show NONE.

	1	2	3	4	Awards Pending	Accumulated Totals
Contract Number						
Contract With						
Estimated Completion Date						
Total Contract Price						
Uncompleted Dollar Value if Firm is the Prime Contractor						
Uncompleted Dollar Value if Firm is the Subcontractor						
					Total Value of All Work	

Part II. Awards Pending and Uncompleted Work to be done with your own forces.

List below the uncompleted dollar value of work for each contract and awards pending to be completed with your own forces. All work subcontracted to others will be listed on the reverse of this form. In a joint venture, list only that portion of the work to be done by your company. If no work is contracted, show NONE.

Earthwork						
Portland Cement Concrete Paving						
HMA Plant Mix						
HMA Paving						
Clean & Seal Cracks/Joints						
Aggregate Bases, Surfaces						
Highway, R.R., Waterway Struc.						
Drainage						
Electrical						
Cover and Seal Coats						
Concrete Construction						
Landscaping						
Fencing						
Guardrail						
Painting						
Signing						
Cold Milling, Planning, Rotomilling						
Demolition						
Pavement Markings (Paint)						
Other Construction (List)						
Totals						

Disclosure of this information is REQUIRED to accomplish the statutory purpose as outlined in the "Illinois Procurement Code." Failure to comply will result in non-issuance of an "Authorization To Bid." This form has been approved by the State Forms Management Center.

Attachment: _4798.056 Contract Specifications - Pavement Patching FINAL (O-2023-18 : 2023 Pavement Patching Project Award)

Part III. Work Subcontracted to Others.

For each contract described in Part I, list all the work you have subcontracted to others.

	1	2	3	4	Awards Pending
Subcontractor					
Type of Work					
Subcontract Price					
Amount Uncompleted					
Subcontractor					
Type of Work					
Subcontract Price					
Amount Uncompleted					
Subcontractor					
Type of Work					
Subcontract Price					
Amount Uncompleted					
Subcontractor					
Type of Work					
Subcontract Price					
Amount Uncompleted					
Subcontractor					
Type of Work					
Subcontract Price					
Amount Uncompleted					
Total Uncompleted					

Notary

I, being duly sworn, do hereby declare this affidavit is a true and correct statement relating to ALL uncompleted contracts of the undersigned for Federal, State, County, City and private work, including ALL subcontract work, ALL pending low bids not yet awarded or rejected and ALL estimated completion dates.

Officer or Director

Title

Signature

Date

Company

Address

City

State

Zip Code

Subscribed and sworn to before me

this _____ day of _____ , _____

_____

(Signature of Notary Public)

My commission expires _____

(Notary Seal)

Attachment: _4798.056 Contract Specifications - Pavement Patching FINAL (O-2023-18 : 2023 Pavement Patching Project Award)

EXHIBIT A - PUBLIC CONTRACT STATEMENT

This Public Contract Statement (the "**Contract Statement**") has been executed by the below supplier, Contractor or vendor (collectively the "**Contractor**") in order for the Village of Buffalo Grove to obtain certain information necessary prior to awarding a public contract. The Contract Statement shall be executed and notarized and submitted as part of the Bid Proposal.

CERTIFICATION OF CONTRACTOR/BIDDER

In order to comply with 720 Illinois Compiled Statutes 5/33 E-1 et seq., the Village of Buffalo Grove requires the following certification be acknowledged:

> The Contractor certifies that it is not barred from bidding or supplying any goods, services or construction let by the Village of Buffalo Grove with or without bid, due to any violation of either Section 5/33 E-3 or 5/33 E-4 of Article 33E, Public Contracts, of the Chapter 720 of the Illinois Compiled Statutes, as amended. This act relates to interference with public contracting, bid rigging and rotating, kickbacks, and bidding.

CERTIFICATION RELATIVE TO 65 ILCS 5/11-42.1.1

In order to comply with 65 Illinois Complied Statutes 5/11-42.1.1, the Village of Buffalo Grove requires the following certification:

> The Contractor does hereby swear and affirm that it is not delinquent in the payment of any tax administered by the Illinois Department of Revenue unless it is contesting such tax in accordance with the procedures established by the appropriate revenue act, its liability for the tax or the amount of the tax. The undersigned further understands that making a false statement herein: (1) is a Class A misdemeanor, and (2) voids the contract and allows the Village to recover all amounts paid to it under the contract.

CONFLICT OF INTEREST

The Village of Buffalo Grove Municipal Code requires the following verification relative to conflict of interest and compliance with general ethics requirements of the Village:

> The Contractor represents and warrants to the Village of Buffalo Grove as a term and condition of acceptance of their Bid Proposal that none of the following Village officials is either an officer or director of Contractor nor owns five percent (5%) or more of the Contractor: the Village President, the members of the Village Board of Trustees, the Village Clerk, the Village Treasurer, the members of the Zoning Board of Appeals and the Plan Commission, the Village Manager and his/her Assistant, or the heads of the various departments within the Village.

If the foregoing representation and warranty is inaccurate, state the name of the Village official who either is an officer or director of your business entity or owns five percent (5%) or more thereof: _____.

IN WITNESS WHEREOF, the below Contractor has signed and sealed this Contract Statement as of this ____ day of _____, 20___.

_____
Print Name of Contractor

_____
Signature

_____
Print Title

Given under my hand and official seal, this _____ day of _____, 20___.

_____
Notary Public

Attachment: _4798.056 Contract Specifications - Pavement Patching FINAL (O-2023-18 : 2023 Pavement Patching Project Award)

Attachment: _4798.056 Contract Specifications - Pavement Patching FINAL (O-2023-18 : 2023 Pavement Patching Project Award)

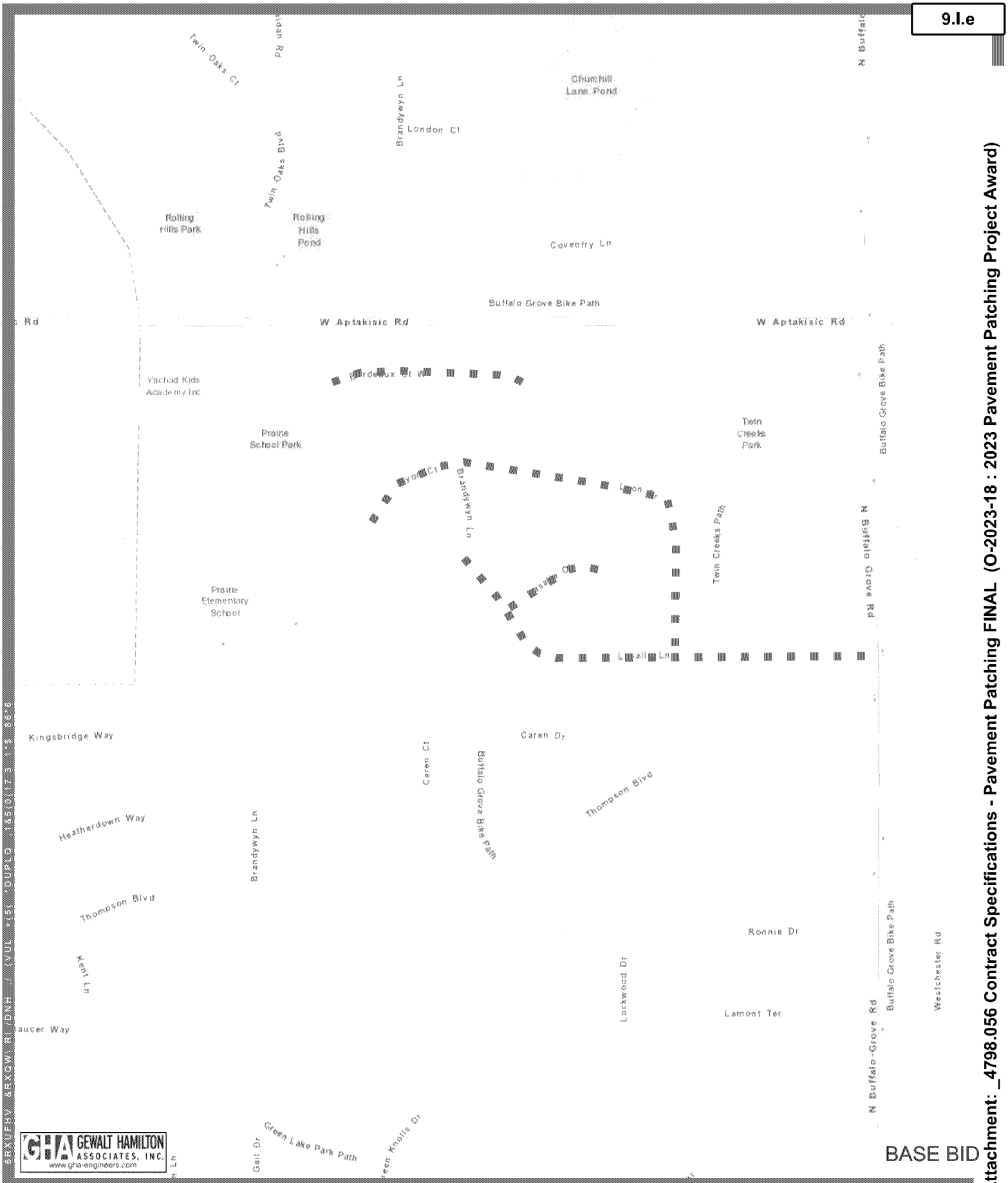

Attachment: _4798.056 Contract Specifications - Pavement Patching FINAL (O-2023-18 : 2023 Pavement Patching Project Award)

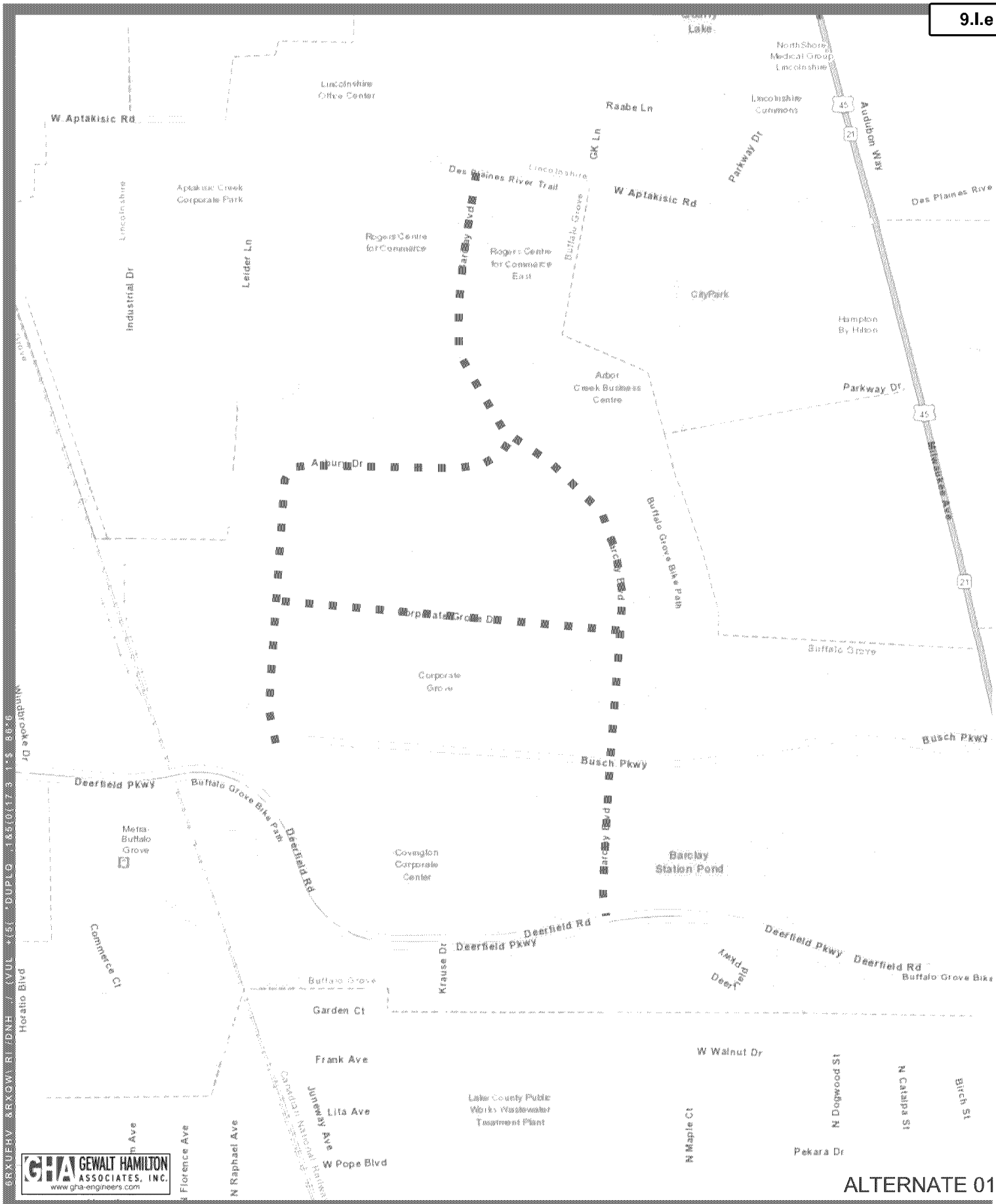

3DYHPHQW 3DWFKLQJ

9LOOD JH RI %X

7KLV H[KLELW LV IRU LQIRUPDWLRQDO SXUSRVHV DQG PD\ QRW KDYH EHHQ SUHSDUHG IRU

Attachment: _4798.056 Contract Specifications - Pavement Patching FINAL (O-2023-18 : 2023 Pavement Patching Project Award)

Description of Work
2023 Pavement Patching Project
Village of Buffalo Grove

The following is a list of streets including limits, and a brief description of work:

Street	From/To
Base Bid	
Area 01	
Country Lane	Stonegate Rd to Weidner Rd
Stonegate Court	North End to Stonegate Rd
Stonegate Road	Plum Grove Cir to Timberhill Rd
Terrace Place	Plum Grove Cir to Bernard Dr
Timber Hill Road	Lake Cook Rd to Bernard Dr
Whitehall Court	West End to Whitehall Dr
Whitehall Drive	Arlington Heights Rd to Timberhill Rd
Windsor Drive	Bernard Dr to Weidner Rd
Various Locations	
Area 02	
Bordeaux Court East	Brandywyn Ln to East End
Bordeaux Court West	West End to Brandywyn Ln
Lyon Court	West End to Brandywyn Ln
Lyon Drive	Brandywyn Ln to Lasalle Ln
Lasalle Court	East End to Lasalle Ln
Lasalle Lane	Brandywyn Ln to Buffalo Grove Rd
Alternate 01	
Area 03	
Asbury Drive	Busch Pkwy to Barclay Blvd
Barclay Boulevard	Aptakisic Rd to Deerfield Pkwy
Corporate Grove Drive	Asbury Dr to Barclay Blvd

The above street segments will include hot-mix asphalt surface patching, and other associated improvements at various locations selected by the Engineer.

Attachment: _4798.056 Contract Specifications - Pavement Patching FINAL (O-2023-18 : 2023 Pavement Patching Project Award)

HMA PAVEMENT PATCHING
(SEE DESCRIPTION OF WORK)

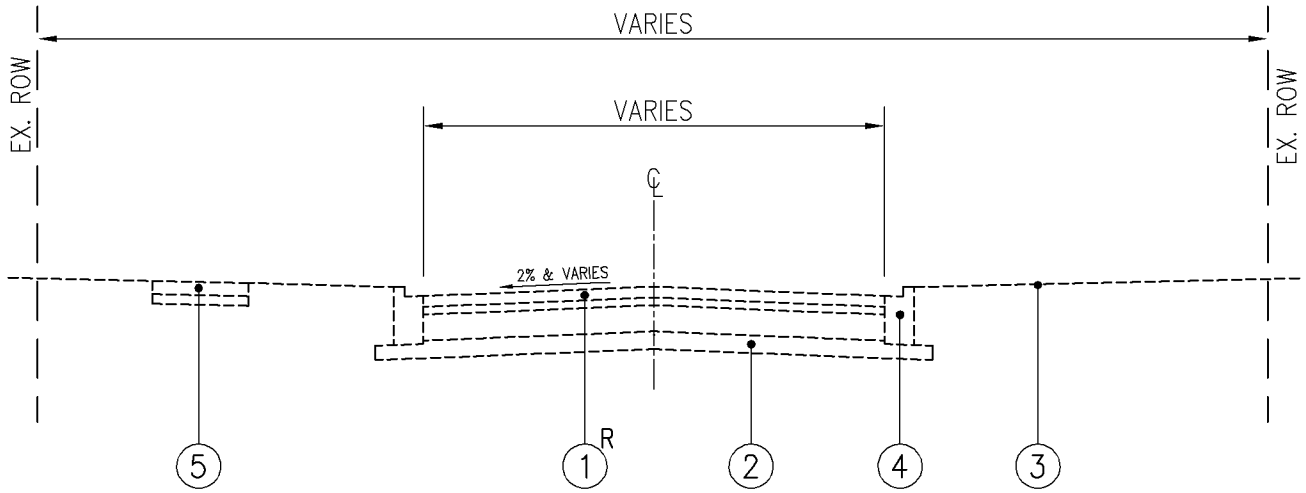

EXISTING PAVEMENT SECTION

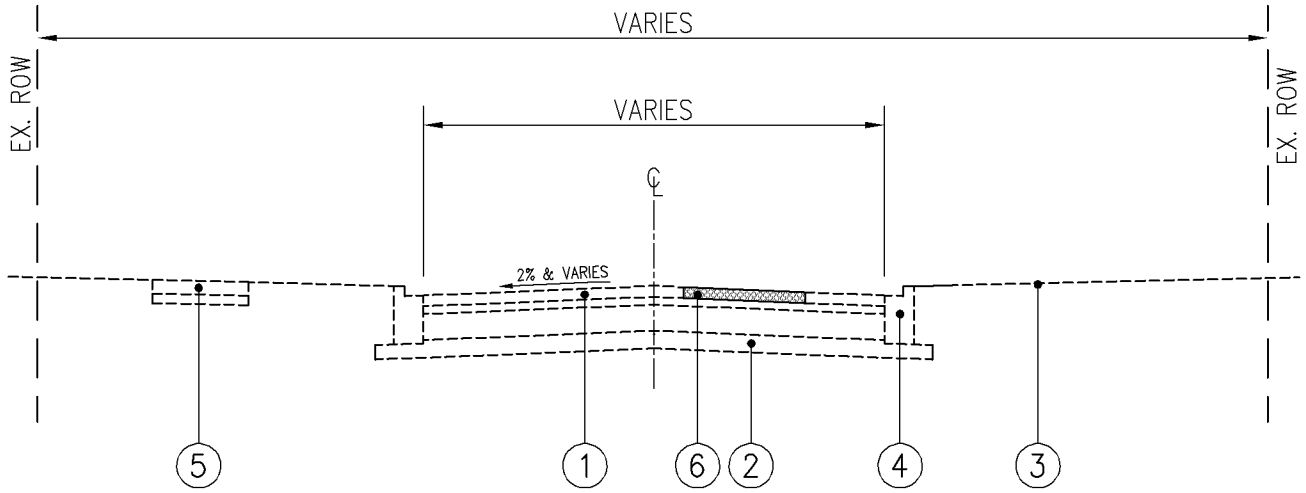

PROPOSED PAVEMENT SECTION

TYPICAL SECTION LEGEND

NO	DESCRIPTION
1	EXISTING BITUMINOUS PAVEMENT, VARIES
2	EXISTING AGGREGATE BASE COURSE, VARIES
3	EXISTING GROUND
4	EXISTING COMBINATION CONCRETE CURB AND GUTTER, TYPE VARIES
5	EXISTING CONCRETE SIDEWALK
6	*PROPOSED CLASS D PATCHES, 2 INCH (as required)*
X R	*ITEM TO BE REMOVED*

HMA - MIXTURE REQUIREMENTS

MIXTURE TYPE	AIR VOIDS @ Ndes	QMP
PATCHING		
HMA Surface Course, Mix D, IL-9.5, N50 2"	4% @ 50 Gyr.	
QMP Designations: Quality Control/Quality Assurance (QC/QA)		

1. The unit weight used to calculate all HMA Surface Mixture quantities is 112 lb/sy/in.
2. The 'AC Type' for Polymerized HMA mixes shall be 'SBS/SBR PG 76-22' and for non-polymerized HMA the 'AC Type' shall be 'PG 64-22' unless modified by District One Special Provisions.
3. For HMA full depth 'AC Type' see Special Provisions.
4. For use of recycled materials see Special Provisions.
5. Quality Management Program (QMP) identifies the particular quality control specification that applies to the HMA mixture.

GEWALT HAMILTON ASSOCIATES, INC.
625 Forest Edge Drive ▪ Vernon Hills, IL. 60061
TEL 847.478.9700 ▪ FAX 847.478.9701

TYPICAL SECTION
2023 PAVEMENT PATCHING PROJECT
SECTION #: 23-00000-01-GM
VILLAGE OF BUFFALO GROVE, ILLINOIS

FILE:
DRAWN BY: LJD
DATE: 01/13/2023
CHECKED BY:
GHA PROJECT # 4798.056

Attachment: _4798.056 Contract Specifications - Pavement Patching FINAL (O-2023-18 : 2023 Pavement Patching Project Award)

SUMMARY OF QUANTITIES - BASE BID

Area 01

SP	ITEM NO	DESCRIPTION	UNIT	QUANTITY	Country Lane	Stonegate Court	Stonegate Road	Terrace Place	Timber Hill Road
	70102620	Traffic Control and Protection, Standard 701501	LS	1.0					
*	-	Class D Patches, Type II, 2 Inch (Special)	SY	410.0	20.0	10.0	70.0	15.0	60
*	-	Class D Patches, Type III, 2 Inch (Special)	SY	1,175.0	60.0	20.0	210.0	40.0	180
*	-	Class D Patches, Type IV, 2 Inch (Special)	SY	6,040.0	315.0	100.0	1150.0	190.0	945

* Special Provision Required

SUMMARY OF QUANTITIES - BASE BID

SP	ITEM NO	DESCRIPTION	UNIT	QUANTITY	Whitehall Court	Whitehall Drive	Windsor Drive	Bordeaux Court East	Bordeaux Court We
	70102620	Traffic Control and Protection, Standard 701501	LS	1.0					
*	-	Class D Patches, Type II, 2 Inch (Special)	SY	410.0	10.0	30.0	20.0	10.0	20
*	-	Class D Patches, Type III, 2 Inch (Special)	SY	1,175.0	35.0	90.0	50.0	25.0	50
*	-	Class D Patches, Type IV, 2 Inch (Special)	SY	6,040.0	175.0	460.0	270.0	135.0	265

* Special Provision Required

SUMMARY OF QUANTITIES - BASE BID

SP	ITEM NO	DESCRIPTION	UNIT	QUANTITY	Area 02				
					Lyon Court	Lyon Drive	Lasalle Court	Lasalle Lane	Various Locations
	70102620	Traffic Control and Protection, Standard 701501	LS	1.0					
*	-	Class D Patches, Type II, 2 Inch (Special)	SY	410.0	10.0	45.0	15.0	55.0	20
*	-	Class D Patches, Type III, 2 Inch (Special)	SY	1,175.0	20.0	130.0	45.0	170.0	50
*	-	Class D Patches, Type IV, 2 Inch (Special)	SY	6,040.0	105.0	700.0	230.0	900.0	100

* Special Provision Required

SUMMARY OF QUANTITIES - ALTERNATE 01					Area 03		
SP	ITEM NO	DESCRIPTION	UNIT	QUANTITY	Asbury Drive	Barclay Boulevard	Corporate Grove Drive
	70102620	Traffic Control and Protection, Standard 701501	LS	1.0			
*	-	Class D Patches, Type II, 2 Inch (Special)	SY	270.0	90.0	100.0	80.0
*	-	Class D Patches, Type III, 2 Inch (Special)	SY	805.0	270.0	300.0	235.0
*	-	Class D Patches, Type IV, 2 Inch (Special)	SY	4,300.0	1450.0	1600.0	1250.0

* Special Provision Required

Illinois Department of Transportation

Check Sheet for Recurring Special Provisions

Local Public Agency	County	Section Number
Village of Buffalo Grove	Cook/Lake	23-00000-01-GM

☐ **Check this box for lettings prior to 01/01/2023.**

The Following Recurring Special Provisions Indicated By An "X" Are Applicable To This Contract And Are Included By Reference:

Recurring Special Provisions

Check Sheet #			Page No.
1	☐	Additional State Requirements for Federal-Aid Construction Contracts	53
2	☐	Subletting of Contracts (Federal-Aid Contracts)	56
3	☐	EEO	57
4	☐	Specific EEO Responsibilities Non Federal-Aid Contracts	67
5	☐	Required Provisions - State Contracts	72
6	☐	Asbestos Bearing Pad Removal	78
7	☐	Asbestos Waterproofing Membrane and Asbestos HMA Surface Removal	79
8	☐	Temporary Stream Crossings and In-Stream Work Pads	80
9	☐	Construction Layout Stakes	81
10	☐	Use of Geotextile Fabric for Railroad Crossing	84
11	☐	Subsealing of Concrete Pavements	86
12	☐	Hot-Mix Asphalt Surface Correction	90
13	☐	Pavement and Shoulder Resurfacing	92
14	☐	Patching with Hot-Mix Asphalt Overlay Removal	93
15	☐	Polymer Concrete	95
16	☐	Reserved	97
17	☐	Bicycle Racks	98
18	☐	Temporary Portable Bridge Traffic Signals	100
19	☐	Nighttime Inspection of Roadway Lighting	102
20	☐	English Substitution of Metric Bolts	103
21	☐	Calcium Chloride Accelerator for Portland Cement Concrete	104
22	☐	Quality Control of Concrete Mixtures at the Plant	105
23	☐	Quality Control/Quality Assurance of Concrete Mixtures	113
24	☐	Reserved	129
25	☐	Reserved	130
26	☐	Temporary Raised Pavement Markers	131
27	☐	Restoring Bridge Approach Pavements Using High-Density Foam	132
28	☐	Portland Cement Concrete Inlay or Overlay	135
29	☐	Portland Cement Concrete Partial Depth Hot-Mix Asphalt Patching	139
30	☐	Longitudinal Joint and Crack Patching	142
31	☐	Concrete Mix Design - Department Provided	144
32	☐	Station Numbers in Pavements or Overlays	145

Attachment: _4798.056 Contract Specifications - Pavement Patching FINAL (O-2023-18 : 2023 Pavement Patching Project Award)

Local Public Agency	County	Section Number
Village of Buffalo Grove	Cook	23-00000-01-GM

The Following Local Roads And Streets Recurring Special Provisions Indicated By An "X" Are Applicable To This Contract And Are Included By Reference:

Local Roads And Streets Recurring Special Provisions

Check Sheet #			Page No.
LRS 1		**Reserved**	147
LRS 2	☐	Furnished Excavation	148
LRS 3	☒	Work Zone Traffic Control Surveillance	149
LRS 4	☒	Flaggers in Work Zones	150
LRS 5	☒	Contract Claims	151
LRS 6	☒	Bidding Requirements and Conditions for Contract Proposals	152
LRS 7	☐	Bidding Requirements and Conditions for Material Proposals	158
LRS 8		**Reserved**	164
LRS 9	☐	Bituminous Surface Treatments	165
LRS 10		**Reserved**	169
LRS 11	☒	Employment Practices	170
LRS 12	☒	Wages of Employees on Public Works	172
LRS 13	☒	Selection of Labor	174
LRS 14	☐	Paving Brick and Concrete Paver Pavements and Sidewalks	175
LRS 15	☒	Partial Payments	178
LRS 16	☐	Protests on Local Lettings	179
LRS 17	☐	Substance Abuse Prevention Program	180
LRS 18	☐	Multigrade Cold Mix Asphalt	181
LRS 19	☐	Reflective Crack Control Treatment	182

Attachment: _4798.056 Contract Specifications - Pavement Patching FINAL (O-2023-18 : 2023 Pavement Patching Project Award)

Illinois Department of Transportation

Special Provisions

Local Public Agency	County	Section Number
Village of Buffalo Grove	Cook/Lake	23-00000-01-GM

The following Special Provision supplement the "Standard Specifications for Road and Bridge Construction", adopted January 1, 2022, the latest edition of the "Manual on Uniform Traffic Control Devices for Streets and Highways", and the "Manual of Test Procedures of Materials" in effect on the date of invitation of bids, and the Supplemental Specification and Recurring Special Provisions indicated on the Check Sheet included here in which apply to and govern the construction of the above named section, and in case of conflict with any parts, or parts of said Specifications, the said Special Provisions shall take precedence and shall govern.

2023 Pavement Patching Project

Attachment: _4798.056 Contract Specifications - Pavement Patching FINAL (O-2023-18 : 2023 Pavement Patching Project Award)

TABLE OF CONTENTS
FOR CONTRACT SPECIAL PROVISIONS

General Conditions

1. General Conditions
2. Scope of Work
3. Definition of Village of Buffalo Grove
4. Clean Construction and Demolition Debris (CCDD) Material Disposal
5. JULIE Notification
6. Notice to Bidders
7. Village Contractor Registration
8. Completion Date
9. Contract Sequencing
10. Construction Work Periods
11. Use of the Work Site
12. Pre-Construction Meeting
13. Authority of the Engineer
14. Status of Utilities
15. Protection of Mailboxes
16. Saw Cutting
17. Use of Fire Hydrants
18. Dust Control
19. Refuse Pick Up Schedule
20. Traffic Control Plan
21. Maintenance of Roadways
22. Indemnification
23. Insurance Requirements
24. Accidents
25. No Assignment
26. Default
27. Delays
28. Compliance With Laws
29. No Waiver of Rights
30. Termination of the Contract
31. Controlling Law and Venue
32. Miscellaneous
33. Application For Payment
34. Certified Payroll Reports

35. Monetary Penalties
36. Public Notification
37. Maintenance Bond

Special Provisions

1. Class D Patches

IDOT District One - Special Provisions

1. Friction Aggregate (D-1)
2. Ground Tire Rubber (GTR) Modified Asphalt Binder (D-1)
3. Hot-Mix Asphalt (D-1)
4. Hot-Mix Asphalt Binder and Surface Course(D-1)
5. Hot-Mix Asphalt – Mixture Design Verification and Production (D-1)

Attachment: _4798.056 Contract Specifications - Pavement Patching FINAL (O-2023-18 : 2023 Pavement Patching Project Award)

General Conditions

1. General Conditions

It is the policy of the Municipality and other governing agencies to set standards for the performance of road and bridge construction. This contract shall expressly adhere to the 'Standard Specifications for Road and Bridge Construction', latest edition, and the 'Standard Specifications for Water and Sewer Main Construction in Illinois', latest edition, unless otherwise specified herein.

2. Scope of Work

The provisions of Article 104.02 of the Standard Specifications are hereby amended as follows: **"The Village of Buffalo Grove (Village) expressly reserves the right to remove from or add to the project any portions thereof included in the 2023 Pavement Patching Project. Such additions or reductions, if any, shall be made in writing by the Village prior to execution of the Contract Documents. Any addition or reduction in the scope of work required by the Village prior to the execution of the Contract Documents shall not result in an adjustment to the contract or to the price originally bid."**

3. Definition of Village of Buffalo Grove

All references in the contract relating to the Department, Awarding Authority, Village of Buffalo Grove, Village etc. shall mean the Village of Buffalo Grove.

4. Clean Construction and Demolition Debris (CCDD) Material Disposal

Work under this item shall be performed in compliance with the Illinois Environmental Protection Agency (IEPA) guidelines in effect at the time of construction.

The Contractor will be required to make all arrangements for coordination and submission of the necessary documents with their chosen CCDD or other suitable disposal facility. Written confirmation of preliminary approval must be provided from the disposal facility and confirmed by the Owner as acceptable.

All surplus, clean material generated from the Contractor's activities must be disposed of at an IEPA permitted CCDD or otherwise acceptable facility. The Contractor is responsible for providing documentation to the Owner for each load hauled off-site showing the quantity of material and the location the material was disposed of.

Disposal of clean material not in compliance with these requirements will constitute breach of contract. If the Contractor fails to provide adequate documentation supporting the legal disposal of clean material according to this special provision, the Contractor shall be fined $1,000 per load of material and will assume all liability associated with material disposed of not in compliance with this special provision.

No extra compensation will be allowed to the Contractor for any expenses incurred complying with these requirements including but not limited to: delays, inconvenience, or interruptions in the work resulting from compliance with these requirements. All costs associated with material disposal shall be included into the appropriate unit bid prices for the work.

5. JULIE Notification

The Contractor shall call the Joint Utility Locating Information for Excavators (JULIE) (1-800-892-0123 or 811), a minimum of forty-eight (48) hours in advance of work being done in the area in accordance with Article 107.39 of the Standard Specifications.

For utilities which are not members, excluding homeowners, the Contractor shall contact the owners directly. The Contractor will be required to cooperate with all utility companies and municipal agencies involved in connection with the removal, temporary relocation, reconstruction or abandonment by these agencies of any and all services.

No additional compensation will be allowed the Contractor for any expense incurred by complying with these requirements, or because of delays, inconvenience or interruptions in his work resulting from the failure of the municipal agencies or utility company to remove, relocate, reconstruct or abandon their services.

Attachment: _4798.056 Contract Specifications - Pavement Patching FINAL (O-2023-18 : 2023 Pavement Patching Project Award)

6. Notice to Bidders

All bid proposals must be submitted electronically through the Village's Vendor Registry online procurement system. **Hard copy bids will not be accepted.** As read results of the bids will be posted to the Village's webpage, www.vbg.org/bids as soon as possible following the bid opening. In order to submit a bid proposal, bidders

a. Go to www.vbg.org/bids
b. Select on the project description, '2023 Pavement Patching Project' and click the large red button at the top SUBMIT BID
c. Log in to your account and enter your total bid.
d. Include an attachment (up to 200 MB), the following bid documents only:
   i. Local Public Agency Formal Contract Proposal (6 Pages)
   ii. Schedule of Prices (2 Pages)
   iii. Local Agency Proposal Bid Bond
e. The following documents will be requested by the two (2) as read low bidders immediately following the bid opening:
   i. Apprenticeship or Training Program Certification
   ii. Affidavit of Illinois Business Office
   iii. Affidavit of Availability
   iv. Village of Buffalo Grove Public Contract Statements

All bids will be opened and read publicly via the Microsoft Teams video conferencing platform.

Please join on your computer, mobile app or room device
https://bit.ly/3GoHWK1

Meeting ID: 224 613 859 935
Passcode: 2AYshG

7. Village Contractor Registration

All bidders are required to fully register with the Village of Buffalo Grove, including IRS Form W-9, at:

https://vrapp.vendorregistry.com/Vendor/Register/Index/buffalo-grove-village-of-il-vendor-registration

OR

www.vbg.org/bids

Select the link 'Register My Business'

Please contact Vendor Registry at (844) 802-9202 for assistance in the registration process.

The Village of Buffalo Grove reserves the right to reject any or all proposals if the bidder does not comply with the requirements as stated herein.

8. Completion Date

The Contractor shall commence the work to be performed under this contract, on or near Monday, June 5, 2023. The work shall be prosecuted in such a manner and with such a supply of materials, equipment and labor as considered necessary to ensure its completion according to the time specified in the contract. The Contractor shall have ten (10) working days from the actual date the Contractor begins work to complete this project. An additional five (5) working days will be allowed if the Village awards the Alternate. All work shall be completed, regardless of the actual start date by **Friday, June 23, 2023**, including punch list items, as defined in Article 108.04 of the Standard Specifications.

In case of failure to complete the work on time, the provisions of Article 108.09 of the Standard Specifications shall apply following the calendar day schedule of deductions.

Attachment: _4798.056 Contract Specifications - Pavement Patching FINAL (O-2023-18 : 2023 Pavement Patching Project Award)

The estimated Village Board award date for this project is Monday, February 20, 2023.

9. Contract Sequencing

The Contractor shall notify the Engineer at least 72 hours in advance of beginning work and 48 hours prior to construction commencement on each subsequent street. Construction operations shall be conducted in a manner such that streets will remain open to all traffic. At no time shall residents or business owners be kept out of their driveway over a weekend or holiday as defined in article 107.09 of the Standard Specifications.

Work shall be scheduled so that it is continuous on the various roadways. The Contractor and approved Subcontractor(s) shall, at all times, employ and provide sufficient labor, tools, equipment, and other incidental items for prosecuting the work to full completion in the manner and time required by the contract.

10. Construction Work Periods

Construction operations shall be completed in accordance with Article 107.09 of the Standard Specifications. All work shall be confined to the period beginning at 7:00 AM and ending at 6:00 PM on weekdays. No work shall be done on weekends or legal holiday periods as defined in Article 107.09 of the Standard Specifications.

Any work outside the allowed time periods specified including but not limited to, material deliveries, mobilization of equipment, warming up machinery, and mobilization of equipment, a penalty of $1,000 per occurrence may be imposed.

11. Use of the Work Site

Contractor shall use the Work Site solely to complete the Work and such related activities as may be authorized or directed by the Village. Except as provided herein, Contractor shall not (nor shall Contractor cause or permit any employee or person under Contractor's control) to display or broadcast commercial, political, or religious messages or advertisements of any nature at the Work Site or in connection with the Work. The foregoing shall not be construed to prohibit the following at the Work Site or in connection with the Work: (a) the use of equipment, materials, or other items (*e.g.* personnel uniforms and clothing) that identify the Contractor (such as by displaying the Contractor's name, logo, slogan, contact information, or similar messages) or that identify the maker or supplier of such equipment, material, or item; or (b) the use or display of signs, flags, cones, traffic control devices, markers, or other similar devices that reasonably relate to the Work, Work Site safety, public safety, or regulatory compliance; or (c) personal speech, religious practice, or expression by any individual performing Work or at the Work Site; or (d) upon written approval or direction of the Village, the display of information regarding the sponsor of the Work or funding sources for the Work.

In addition, Contractor shall not (nor shall Contractor require or permit its personnel, subcontractors, or subcontractors' personnel to) conduct any prohibited political activity at the Work Site or while performing the Work. Contractor and its personnel or subcontractors (including any subcontractor's personnel) shall not intentionally or knowingly use the Work Site or any other property or resources of the Village in connection with any prohibited political activity. For purposes of this section, the term "prohibited political activity" shall have the meaning set forth in Section 5 of the State Officials and Employees Ethics Act, 5 ILCS 430/1-5.

12. Pre-Construction Meeting

Prior to commencing any construction operations, there shall be a pre-construction meeting. The Owner or Engineer will set the time and date of the meeting following Contract award.

The following shall be submitted by the Contractor for review at the pre-construction meeting:

A Progress Schedule in accordance with Article 108.02.

The 24-hour emergency phone number and contact information of the assigned Contractor's superintendent, or otherwise.

The name and 24-hour emergency phone number of the person in the direct employ of the Contractor who is responsible for administrating the Traffic Control and Protection on the Contract

Attachment: _4798.056 Contract Specifications - Pavement Patching FINAL (O-2023-18 : 2023 Pavement Patching Project Award)

A list of subcontractors with contact information, including but not limited to name, phone number, and email address, and include quantity and type of work to be sublet for each respective subcontractor in accordance with Article 108.01 of the Standard Specifications.

A list of proposed sources of material.

Hot-mix asphalt and concrete mix designs, and respective quality control plans.

Any applicable shop drawing submittals.

13. Authority of the Engineer

Revise Article 105.01 Authority of Engineer to read:

"All work shall be done in accordance with the requirements of the Contract, the Engineer shall have the right, but not the obligation, to observe all work. The Engineer shall decide all questions that arise as to the interpretation of the Plans and Specifications and as to disputes and mutual rights between Contractors under the Specifications. The Engineer shall advise the Village of Buffalo Grove as to the quality and acceptability of materials furnished and work performed, rate of progress of the work, and acceptable fulfillment of the Contract. The Engineer will determine the amount of materials furnished and work performed. The Engineer's advice and determinations shall be conditions precedent to the right of the Contractor to receive money due the Contractor under the Contract."

"The Engineer will notify the Contractor in writing if the work is to be suspended by the Village of Buffalo Grove wholly or in part due to the failure of the Contractor to carry out provisions of the contract; for failure to carry out orders; for such periods due to unsuitable weather; for conditions considered unsuitable for the prosecution of the work or for any other condition or reason deemed to be in the public interest."

"In case of failure on the part of the Contractor to execute work as directed by the Engineer, the Village of Buffalo Grove may, at the expiration of a period of 48 hours after giving notice in writing to the Contractor, proceed to execute such work as may be deemed necessary, and the cost thereof shall be deducted from compensation due or which may become due to the Contractor under the contract."

The Engineer shall not assume any of the responsibilities of the Contractor's superintendent or of subcontractors; shall not expedite the work for the Contractor; and shall not advise on, or issue directions concerning aspects of construction means, methods, techniques, sequences or procedures, or safety precautions in connection with the work.

14. Status of Utilities (D-1)

Effective: June 1, 2016
Revised: January 1, 2020

Utility companies and/or municipal owners located within the construction limits of this project have provided the following information regarding their facilities and the proposed improvements. The tables below contain a description of specific conflicts to be resolved and/or facilities which will require some action on the part of the Department's contractor to proceed with work. Each table entry includes an identification of the action necessary and, if applicable, the estimated duration required for the resolution.

UTILITIES TO BE ADJUSTED

Conflicts noted below have been identified by following the suggested staging plan included in the contract. The company has been notified of all conflicts and will be required to obtain the necessary permits to complete their work; in some instances, resolution will be a function of the construction staging. The responsible agency must relocate, or complete new installations as noted below; this work has been deemed necessary to be complete for the Department's contractor to then work in the stage under which the item has been listed.

No conflicts to be resolved.

UTILITIES TO BE WATCHED AND PROTECTED

The areas of concern noted below have been identified by following the suggested staging plan included for the contract. The information provided is not a comprehensive list of all remaining utilities, but those which during coordination were identified as ones which might require the Department's contractor to take into consideration when making the determination of the means and methods that would be required to

Attachment: _4798.056 Contract Specifications - Pavement Patching FINAL (O-2023-18 : 2023 Pavement Patching Project Award)

construct the proposed improvement. In some instances, the contractor will be responsible to notify the owner in advance of the work to take place so necessary staffing on the owner's part can be secured.

No facilities requiring extra consideration.

The following contact information is what was used during the preparation of the plans as provided by the owner of the facility.

Agency/Company Responsible to Resolve Conflict	Name of Contact	Phone	E-mail address
AT&T Distribution	Janet Ahern Hector Garcia	(630) 573-6414 (630) 573-5465	Ja1763@att.com Hg2929@att.com
Comcast	Reena Thomas	(224) 229-5862	Reena_Thomas@comcast.com
ComEd	Terri Bleck		Terri.bleck@comed.com
Nicor Gas	Charles Parrott	(630) 388-3319	gasmaps@aglresources.com

The above represents the best information available to the Department and is included for the convenience of the bidder. The days required for conflict resolution should be considered in the bid as this information has also been factored into the timeline identified for the project when setting the completion date. The applicable portions of the Standard Specifications for Road and Bridge Construction shall apply.

Estimated duration of time provided above for the first conflicts identified will begin on the date of the executed contract regardless of the status of the utility relocations. The responsible agencies will be working toward resolving subsequent conflicts in conjunction with contractor activities in the number of days noted.

The estimated relocation duration must be part of the progress schedule submitted by the contractor. A utility kickoff meeting will be scheduled between the Department, the Department's contractor and the utility companies when necessary. The Department's contractor is responsible for contacting J.U.L.I.E. prior to all excavation work.

15. Protection of Mailboxes

The Contractor shall take all necessary precautions when working near mailboxes within or adjacent to the project limits. If at the Contractors discretion, a mailbox will interfere with construction operations, a temporary mailbox shall be located per the United States Postal Service requirements and the permanent mailbox reinstalled following said operation. At no time shall a resident be without a mailbox or not receive mail due to a mailbox being removed, replaced or damaged. The Contractor shall replace, at no additional cost to the Owner, any mailbox or post which has been damaged by the Contractor's operations due to neglect, misconduct or poor workmanship. The cost of all materials required and all labor necessary to comply with this specification herein will not be paid for separately, but shall be considered as included in the unit prices bid and no additional compensation shall be allowed.

The Contractor must maintain access for both residents and mail carriers to all mailboxes throughout the duration of the project.

16. Saw Cutting

The Contractor shall be required to perform a perpendicularly straight joint by full-depth machine sawing of all proposed items to be removed prior to removal operations to prevent damage or spalling to existing hardscape to remain. Simple or partial depth scoring shall not be permitted. Saw cut locations may or may not be shown on the plans, however, shall be required in the field. All sawcut slurry, regardless of the amount, shall be promptly removed to prevent tracking. Any slurry tracked or left on surfaces to remain shall be thoroughly cleaned or replaced, at the direction of the Village or Engineer, by the Contractor at no additional cost to the Village.

The Contractor shall replace, at no additional cost to the Village, any hardscape, outside of the limit of improvements, damaged by the Contractor's operations due to neglect, misconduct, or poor workmanship.

17. Use of Fire Hydrants

The indiscriminate use of fire hydrants is strictly prohibited The Contractor can obtain non-potable water in bulk at no charge at the Buffalo Grove Public Works Department, 51 Raupp Blvd. The Contractor shall provide a water truck or containment and driver to obtain and transport

Attachment: _4798.056 Contract Specifications - Pavement Patching FINAL (O-2023-18 : 2023 Pavement Patching Project Award)

the water. All water obtained from the Village shall be used for this project only. If deemed necessary, the Village reserves the right to restrict or refuse the use of Village water. The Contractor will be responsible for executing the required paperwork and follow all requirements of the Village. If it is determined that the Contractor or its subcontractors operate or use a Village fire hydrant, a monetary penalty of $1,000 per occurrence that will be imposed.

18. Dust Control

The Contractor shall be required to control dust or air-borne dirt resulting from construction operations by utilizing a mechanical street sweeper on all pavement within or adjacent to the project work zone throughout the duration of the project. The resulting debris shall be disposed of off-site in accordance with Article 202.03 of the Standard Specifications. Individual fire hydrant use shall not be permitted to control dust at specific locations. The Contractor shall provide dust control operations daily or as directed by the Engineer.

The cost of this work shall be included in the unit prices bid and no additional compensation shall be allowed to control dust as specified herein.

19. Refuse Pick Up Schedule

There will be no placement of hot-mix asphalt allowed on scheduled days of refuse pick up. The Contractor shall be responsible for determining the current refuse pickup schedule and incorporating it into their proposed project schedule.

20. Traffic Control Plan

Effective: September 30, 1985
Revised: January 1, 2007

Traffic Control shall be according to the applicable sections of the Standard Specifications, the Supplemental Specifications, the "Illinois Manual on Uniform Traffic Control Devices for Streets and Highways", any special details and Highway Standards contained in the plans, and the Special Provisions contained herein.

Special attention is called to Article 107.09 of the Standard Specifications and the following Highway Standards, Details, Quality Standard for Work Zone Traffic Control Devices, Recurring Special Provisions and Special Provisions contained herein, relating to traffic control.

Delays to the Contractor caused by complying with these requirements will be considered included in the cost of the contract, and no additional compensation will be allowed.

Standards
701301, 701501, and 701901

Details
701301-04 Lane Closure, 2L, 2W, Short Time Operations
701501-06 Urban Lane Closure 2L, 2W, Undivided
701901-08 Traffic Control Devices
TC-10 Traffic Control and Protection for Side Roads, Intersections and Driveways

Special Provisions
Dist 1 - Maintenance of Roadways
LRS 3 – Work Zone Traffic Control Surveillance
LRS 4 – Flaggers in Work Zones
BDE – Work Zone Traffic Control Devices

21. Maintenance of Roadways

Effective: September 30, 1985
Revised: November 1, 1996

Beginning on the date that the Contractor begins work on this project, he shall assume responsibility for normal maintenance of all existing roadways within the limits of the improvement. This normal maintenance shall include all repair work deemed necessary by the Engineer,

Attachment: _4798.056 Contract Specifications - Pavement Patching FINAL (O-2023-18 : 2023 Pavement Patching Project Award)

but shall not include snow removal operations. Traffic control and protection for maintenance of roadways will be provided by the Contractor as required by the Engineer.

If items of work have not been provided for in the contract, or otherwise specified for payment, such items, including the accompanying traffic control and protection required by the Engineer, will be paid for in accordance with Article 109.04 of the Standard Specifications.

22. Indemnification

To the fullest extent permitted by law, the Contractor agrees to defend, pay on behalf of, indemnify, and hold harmless the Village, its elected and appointed officials, agents, employees and volunteers and others working on behalf of the Village against any and all claims, demands, suits or loss, including all costs connected therewith, and for any damages which may be asserted, claimed or recovered against or from the Village, its elected and appointed officials, agents, employees and volunteers and others working on behalf of the Village, by reason of personal injury, including bodily injury and death, and/or property damage, whether damage to property of the Village or of a third party, including loss of use thereof, which arises out of or is in any way connected or associated with the Contract and the Work.

For this project, the Village also hired a Consultant, Gewalt Hamilton Associates. The Contractor shall indemnify the Consultant in the same manner as the Village, as stated above.

23. Insurance Requirements

12.04.080 - Insurance.

A. Required Coverages and Limits. Unless otherwise provided by franchise, license, or similar agreement, each Contractor occupying right-of-way or constructing any facility in the right-of-way shall secure and maintain the following liability insurance policies insuring the Contractor as named insured and naming the Village, and its elected and appointed officers, officials, agents, and employees and Gewalt Hamilton Associates, Inc. and employees as additional insureds on the policies listed in subsection (A)(1) and (A)(2) of this section:

1. Commercial general liability insurance, including premises-operations, explosion, collapse, and underground hazard (commonly referred to as "X," "C," and "U" coverages) and products-completed operations coverage with limits not less than:

a. Five million dollars for bodily injury or death to each person,

b. Five million dollars for property damage resulting from any one accident, and

c. Five million dollars for all other types of liability;

2. Automobile liability for owned, non-owned and hired vehicles with a combined single limit of one million dollars for personal injury and property damage for each accident;

3. Worker's compensation with statutory limits; and

4. Employer's liability insurance with limits of not less than one million dollars per employee and per accident.

If the Contractor is not providing such insurance to protect the contractors and subcontractors performing the work, then such contractors and subcontractors shall comply with this section.

B. Excess or Umbrella Policies. The coverages required by this section may be in any combination of primary, excess, and umbrella policies. Any excess or umbrella policy must provide excess coverage over underlying insurance on a following-form basis such that when any loss covered by the primary policy exceeds the limits under the primary policy, the excess or umbrella policy becomes effective to cover such loss.

C. **Copies Required. The Contractor shall provide copies of any of the policies including all endorsements or certificates required by this section to the Village within ten calendar days following receipt of a written request therefor from the Village.**

D. Maintenance and Renewal of Required Coverages. The insurance policies required by this section shall contain the following endorsement:

"It is hereby understood and agreed that this policy may not be canceled nor the intention not to renew be stated until thirty (30) calendar days after receipt by the Village, by registered mail or certified mail, return receipt requested, of a written notice addressed to the Village Manager of such intent to cancel or not to renew."

Attachment: _4798.056 Contract Specifications - Pavement Patching FINAL (O-2023-18 : 2023 Pavement Patching Project Award)

Within ten (10) calendar days after receipt by the Village of said notice, and in no event later than ten (10) calendar days prior to said cancellation, the Contractor shall obtain and furnish to the Village evidence of replacement insurance policies meeting the requirements of this section.

E. Self-Insurance. A Contractor may self-insure all or a portion of the insurance coverage and limit requirements required by subsection A of this section. A Contractor that self-insures is not required, to the extent of such self-insurance, to comply with the requirement for the naming of additional insureds under subsection A of this section, or the requirements of subsections B through D of this section. A Contractor that elects to self-insure shall provide to the Village evidence sufficient to demonstrate its financial ability to self-insure the insurance coverage and limit requirements required under subsection A of this section, such as evidence that the Contractor is a "private self-insurer" under the Workers Compensation Act.

F. Effect of Insurance and Self-Insurance on Contractor's Liability. The legal liability of the Contractor to the Village and any person for any of the matters that are the subject of the insurance policies or self-insurance required by this section shall not be limited by such insurance policies or self-insurance or by the recovery of any amounts thereunder.

G. Insurance Companies. All insurance provided pursuant to this section shall be effected under valid and enforceable policies, issued by insurers legally able to conduct business with the licensee in the State of Illinois. All insurance carriers and surplus line carriers shall be rated "A-" or better and of a class size "X" or higher by A.M. Best Company.

H. Verification of Coverage. **Contractor shall furnish the Village with certificates of insurance naming the Village, its officials, agents, employees, and volunteers as additional insured's and <u>with original endorsements</u>, affecting coverage required herein.** The certificates and endorsements for each insurance policy are to be signed by a person authorized by that insurer to bind coverage on its behalf. The certificates and endorsements are to be received and approved by the Village before any work commences. The Village reserves the right to request full certified copies of the insurance policies and endorsements.

I. Subcontractors. Contractor shall include all subcontractors as insured's under its policies or shall furnish separate certificates and endorsements for each subcontractor. All coverage's for subcontractors shall be subject to all of the requirements stated herein.

J. Assumption of Liability. The contractor assumes liability for all injury to or death of any person or persons including employees of the contractor, any subcontractor, any supplier or any other person and assumes liability for all damage to property sustained by any person or persons occasioned by or in any way arising out of any work performed pursuant to the Contract.

K. Workers' Compensation and Employers' Liability Coverage. The insurer shall agree to waive all rights of subrogation against the Village of Buffalo Grove, its officials, employees, agents and volunteers for losses arising from work performed by Contractor for the municipality.

L. Failure to Comply. In the event the Contractor fails to obtain or maintain any insurance coverage's required under this contract, The Village may purchase such insurance coverage's and charge the expense thereof to the Contractor.

Nothing contained herein is intended to constitute, nor shall it constitute a waiver of the rights, defenses and/or other immunities provided or available to the Village under law including, but not limited to, the Local Governmental and Governmental Employees Tort Immunity Act.

24. <u>Accidents</u>

In the event of any accident of any kind that involves the general public or property of the Village or a third party, the Contractor shall immediately notify the Village by phone as well as provide Notice of the same. The Notice shall include a full accounting of all details of the accident. The Contractor shall furnish the Village with copies of all reports of such accidents at the same time that the reports are forwarded to any other interested parties.

25. <u>No Assignment</u>

If the Contractor sublets or assigns any part of the Work then the Contractor shall not under any circumstances be relieved of its liabilities hereunder. All transactions of the Village shall be with the Contractor. Subcontractors shall be recognized only in the capacity of employees or workmen and shall be subject to the same requirements as to character and competence. The Contractor shall not assign, transfer, convey, sell or otherwise dispose of the whole or any part of this Contract to any person, firm or corporation without written consent of the Village or authorized representative.

26. <u>Default</u>

Attachment: _4798.056 Contract Specifications - Pavement Patching FINAL (O-2023-18 : 2023 Pavement Patching Project Award)

The following shall constitute a default an "**Event of Default**" by the Contractor under this Contract:

A. If the Contractor shall fail to strictly observe or perform one or more of the terms, conditions, covenants and agreements of this Contract;

B. If there shall be placed on any property owned by the Village any mechanics', materialmens' or suppliers' lien;

C. If there shall be instituted any proceeding against the Contractor seeking liquidation, dissolution or similar relief and the same shall not be dismissed within forty-five (45) calendar days;

D. If there shall be appointed any trustee, receiver or liquidator of the Contractor and such appointment shall not have been vacated within forty-five (45) calendar days; and

E. If the Contractor fails to maintain or obtain any and all permits, licenses and the like, if any, required by the Village, State or Federal governments for the Work.

Upon any Event of Default the Village shall have the option of (**i**) terminating the Contract; (**ii**) pursuing any remedy available to it at law or in equity; or (**iii**) pursuing both simultaneously. In addition, upon an Event of Default, the Village may withhold payments due to the Contractor until it has hired a replacement of the Contractor and deducted all costs of hiring a replacement.

27. Delays

The Contractor shall not be liable in damages for delays in performance when such delay is the result of fire, flood, strike, acts of God, or by any other circumstances which are beyond the control of the Contractor; provided, however, under such circumstances the Village may, at its option, cancel the Contract.

28. Compliance With Laws

The Contractor shall comply with all applicable laws, regulations and rules promulgated by any federal, state, local, or other governmental authority or regulatory body pertaining to all aspects of the Work, now in effect, or which may become in effect during the performance of the Work. The scope of the laws, regulations, and rules referred to in this paragraph includes, but is in no way limited to, the Illinois Human Rights Act, Illinois Equal Pay Act of 2003, Occupational Safety & Health Act along with the standards and regulations promulgated pursuant thereto (including but not limited to those safety requirements involving work on elevated platforms), all forms of traffic regulations, public utility, Interstate and Intrastate Commerce Commission regulations, Workers' Compensation Laws, Public Construction Bond Act, Public Works Preference Act, Employment of Illinois Workers on Public Works Act, USA Security Act, federal Social Security Act (and any of its titles), and any other law, rule or regulation of the Illinois Department of Labor, Department of Transportation, Illinois Environmental Protection Act, Illinois Department of Natural Resources, Illinois Department of Human Rights, Human Rights Commission, EEOC, and the Village of Buffalo Grove. Notwithstanding the following, the Contractor shall particularly note that:

A. NO DISCRIMINATION – The Contractor shall comply with the provisions of the Illinois Public Works Employment Discrimination Act and the Illinois Human Rights Act/Equal Opportunity Clause which, pursuant to Illinois law, are deemed to be part of this Contract.

B. FREEDOM OF INFORMATION - The Contractor agrees to furnish all documentation related to the Contract, the Work and any documentation related to the Village required under an Illinois Freedom of Information Act (ILCS 140/1 et. seq.) ("**FOIA**") request within five (5) calendar days after the Village issues Notice of such request to the Contractor. The Contractor agrees to defend, indemnify and hold harmless the Village, and agrees to pay all reasonable costs connected therewith (including, but not limited to attorney's and witness fees, filing fees and any other expenses) for the Village to defend any and all causes, actions, causes of action, disputes, prosecutions, or conflicts arising from Contractor's actual or alleged violation of FOIA or the Contractor's failure to furnish all documentation related to a FOIA request within five (5) calendar days after Notice from the Village for the same. Furthermore, should the Contractor request that the Village utilize a lawful exemption under FOIA in relation to any FOIA request thereby denying that request, Contractor agrees to pay all costs connected therewith (such as attorneys' and witness fees, filing fees and any other expenses) to defend the denial of the request. This defense shall include, but not be limited to, any challenged or appealed denials of FOIA requests to either the Illinois Attorney General or a court of competent jurisdiction.

Attachment: _4798.056 Contract Specifications - Pavement Patching FINAL (O-2023-18 : 2023 Pavement Patching Project Award)

C. ILLINOIS WORKERS ON PUBLIC WORKS ACT - To the extent applicable, the Contractor shall comply with the Illinois Workers on Public Works Act, 30 ILCS 570/1 et seq., and shall provide to the Village any supporting documentation necessary to show such compliance.

D. NOT A BLOCKED PERSON - The Contractor affirms and covenants that neither the Contractor nor any individual employed by the Contractor for this Work or under this Contract is a person forbidden from doing business with a unit of local government under Executive Order No. 13224 (Sept 23, 2001), 66 Fed.Reg. 49,079 (Sept 23, 2001) or is a person registered on the Specially Designated Nationals and Blocked Persons List. The Contractor shall indemnify the Village from all costs associated with failure to comply with this paragraph.

E. SUBSTANCE ABUSE PREVENTION ON PUBLIC WORKS ACT - The Contractor knows, understands and acknowledges its obligations under the Substance Abuse Prevention on Public Works Act (820 ILCS 265/1 et seq.), and shall comply and require all subcontractors and lower tiered contractors to comply with the requirements and provisions thereof.

29. No Waiver of Rights

A waiver by the Village of any Event of Default or any term of provision of this Contract shall not be a waiver of the same Event of Default, another Event of Default or any other term or provision of this Contract.

30. Termination of the Contract

Voluntary Termination. Notwithstanding any other provision hereof, the Village may terminate this Contract during the Initial Term with or without cause, at any time upon thirty (30) calendar days prior written notice to the Contractor.

Termination for Breach. Either party may terminate this Contract upon written notice to the other party following material breach of a material provision of this Contract by the other party if the breaching party does not cure such breach within fifteen (15) calendar days of receipt of written notice of such breach from the non-breaching party.

31. Controlling Law and Venue

This Contract is entered into in the State of Illinois, for work to be performed in the State of Illinois and shall be governed by and construed in accordance with the laws of the State of Illinois. Any legal matters or dispute shall be resolved in the Circuit Court of Cook County and the Parties hereby submit to the jurisdiction of such Circuit Court. This Contract shall be construed without regard to any presumption or other rule requiring construction against the Party causing the Contract to be drafted.

32. Miscellaneous

A. AMENDMENT – This Contract may be amended only in writing executed by both Parties.

B. NO RECORDING – This Contract, or a memorandum thereof, may not be recorded in any form by either Party. If either Party records this Contract, or a memorandum thereof, they shall immediately file a release of the same.

C. SECTION HEADINGS – The headings in the Contract are intended for convenience only and shall not be taken into consideration in any construction or interpretation of the Contract.

D. NO THIRD PARTY BENEFICIARIES – This Contract does not confer any rights or benefits on any third party.

E. BINDING EFFECT – This Contract shall be binding and inure to the benefit of the Parties hereto, their respective legal representatives, heirs and successors-in-interest.

F. ENTIRE AGREEMENT – This Contract supersedes all prior agreements and understandings and constitutes the entire understanding between the Parties relating to the subject matter hereof.

G. SEVERABILITY - If any term, condition or provision of the Contract is adjudicated invalid or unenforceable, the remainder of the Contract shall not be affected and shall remain in full force and effect, to the fullest extent permitted by law.

Attachment: _4798.056 Contract Specifications - Pavement Patching FINAL (O-2023-18 : 2023 Pavement Patching Project Award)

H. **TORT IMMUNITY DEFENSES -** Nothing contained in this Contract is intended to constitute nor shall constitute a waiver of the rights, defenses, and immunities provided or available to the Village under the Local Governmental and Governmental Employees Tort Immunity Act, 745 ILCS 10 *et seq.*

33. Application For Payment

At least once each month, the Engineer will make a written estimate of the quantity of work performed in accordance with the Contract, and the value thereof at the contract unit prices according to Article 109.02 of the Standard Specifications. For each pay period, the quantity cut off will be the first Saturday of each month. During the second week, the Engineer and Contractor will agree to the quantities completed to-date. The Contractor shall submit an agreed upon invoice electronically to the Engineer by the end of the working day of the third Monday of the month. The Village will begin their payment process and will result in the review of the payment at the next regularly scheduled Village Board meeting. Prior to the release of payment, the Contractor shall submit electronically, all certified payroll reports, applicable waivers, and a notarized and signed clarifying statement for Village Attorney review and subsequent approval. Prior to the release of the check, hard-copies of all applicable waivers and the clarifying statement shall be received by the Village.

All payments under this Contract must be approved by the Village Board at a regularly scheduled meeting. The Village reserves the right to request any receipts, invoices, proof of payments as the Village, in its sole discretion, may deem necessary to justify the payment requested prior to paying the requested payment. A Final Lien Waiver from the Contractor, its subcontractors, and all material suppliers shall be furnished with the final application for payment.

The Contractor acknowledges that the Village is a unit of local government and that all payments under the Contract are subject to the Local Government Prompt Payment Act, 50 ILCS 505 et seq. To that extent, the Village shall have forty-five calendar (45) days from receipt of a bill or invoice to pay the same before it is considered late under the Contract. Interest, if any, charged for any late payments will be subject to the interest rate caps specified in the Prompt Payment Act.

34. Certified Payroll Reports

Pursuant to PA 100-1177 the Illinois Department of Labor (IDOL) has activated an electronic database (Payroll Portal) capable of accepting and retaining certified payrolls submitted under the State of Illinois Prevailing Wage Act (820 ILCS/130/1). All contractors and subcontractors completing work for the Village of Buffalo Grove pursuant to the Act must submit all certified payroll through the IDOL Payroll Portal.

The Village is an Illinois unit of local government and the Work hereunder is subject to the Illinois Prevailing Wage Act, 820 ILCS 130/0.01, et seq. Consequently, the Contractor and each subcontractor shall submit with their application for payment(s) the email certification received from their IDOL Payroll Portal submittal with each of their pay requests. Any delay in processing the payments due to a lack of aforementioned email certification shall not be an event of default by the Village and shall not excuse any delay by the Contractor who shall proceed with the Work as if no delay in payment has occurred. The Contractor and Village shall agree to take any further steps not outlined above to ensure compliance with the Prevailing Wage Act. Upon two business days' Notice, the Contractor and each subcontractor shall make available to the Village their records to confirm compliance with the Prevailing Wage Act. Finally, to ensure compliance with Prevailing Wage Act, the Contractor and each subcontractor shall keep for a period of not less than 5 years after the Work has been completed records of all laborers, mechanics, and other workers employed by them for the Work; the records shall include each worker's name, address, telephone number, classification or classifications, the hourly wages paid in each period, the number of hours worked each day, the starting and ending times of work each day and, when available, last four digits of the social security number. The Contractor shall provide a list of every name, address, phone number and email of every sub-contractor for the Work.

If the contractor must submit the payroll to the Village of Buffalo Grove for reasons outside of their control, the Village requests that the Contractor submit all certified payroll reports, including subcontractors, and EEO reporting be sent electronically in separate files for each respective Contractor/subcontractor with the weeks ending date in the file name to tsianis@vbg.org (i.e. Contractor Name Week Ending.pdf) as shown in the sample letter in Exhibit D.

The Contractor is responsible for providing all records in accordance with the Illinois Department of Labor's (IDOL) requirements pertaining to the Prevailing Wage Act on the standard IDOL form. Only the last four (4) digits of the employee's social security number will be required; the remaining digits shall be "X" or redacted. To complete the certified payroll request for release of payment, the Contractor must supply a signed and notarized written statement that all necessary documentation has been turned over for the pay period pertaining to that payment requested.

Under P.A. 98-0328, the public body must retain copies of the certified payroll for 5 years rather than 3 years as was the case previously. The Illinois Department of Labor (IDOL) has created model certified payroll forms which can be found at the IDOL website www.illinois.gov/idol. the new form consists of three pages identified as the "certified transcript of payroll affidavit" and "certified transcript of

Attachment: _4798.056 Contract Specifications - Pavement Patching FINAL (O-2023-18 : 2023 Pavement Patching Project Award)

payroll instructions". The new forms on the IDOL website can be filled in online and then printed out. under P.A. 98-0482, contractors and subcontractors will have to provide additional information with respect to working hours, wage rates, overtime rates and fringe benefits. The IDOL's model certified payroll forms are the most current forms for compliance with P.A. 98-0482 and should be used in public works contracts.

35. Monetary Penalties

All work shall be completed in accordance with the Contract Documents in a reasonable and timely manner. For each occurrence that work is not completed in a reasonable and timely manner, a monetary penalty will be deducted from the final pay application. The Contractor shall make themselves and all subcontractors aware of the following deficiency and deductions:

Description	Penalty	Per Occurrence
Failure to Sweep Roadway	$2,000	Calendar Day
Failure to Maintain Trench	$250	Calendar Day
Failure to Adhere to Period of Establishment Requirements	$250	Calendar Day
Distributing Unapproved Resident Notices	$100	Household
Failure to Distribute Notices in a Timely Manner	$100	Household
Failure to Distribute Notice to Resident	$100	Household
Failure to Provide Access in a Timely Manner	$250	Household Per Day
Failure to Provide Weekly Update to Engineer	$1,000	Per Occurrence
Failure to Attend a Scheduled Weekly Meeting	$1,000	Per Occurrence
Failure to Respond in a Timely Manner to a Resident	$250	Calendar Day
Failure to Ramp Roadway or Driveway	$250	Household/Roadway Per Day
Use of Fire Hydrant or Valve	$1,000	Each
Failure to Provide Maintenance of Roadway in a Timely Manner as Determined by the Engineer	$1,000	Calendar Day
Entering Private Property	$500	Per Occurrence
Failure to Provide Portable Facilities	$100	Calendar Day
Illicit Discharge of Silt or Construction Debris	$1,000	Per Occurrence
Failure to Submit Shop Drawings on Time	$500	Per Occurrence
Failure to Maintain Erosion and/or Sediment Control Devices	$1,000	Per Occurrence
Working Outside Allowable Work Hours	$1,000	Per Occurrence

At the discretion of the Engineer and without notice, the Contractor shall have deducted the monetary penalty amount as listed above for each occurrence on the final pay application.

36. Public Notification

The Contractor shall be required to provide and distribute letters to residents or business owners anytime access will be affected to a home or utility service is interrupted. This general condition shall only apply when access will be directly affected for greater than four (4) hours, or as directed by the Engineer. Public notification shall not be required for every residence within the project limits.

Letters shall be typed on standard 8.5" x 11" paper and an envelope may or may not be used. All letters, including those written and distributed by a subcontractor, shall be printed on the General Contractor's letterhead and shall include the name, address, and telephone number of the General Contractor's person in charge.

Letters shall be taped to a non-painted surface using painters tape or approved equal, and will be placed in as many locations as needed to ensure they will be visible to residents. Distributing letters via mailbox is discouraged, however, must be compliant with all United States Postal Service federal regulations. Notification letters shall include but is not limited to the following:

- Exact day and time work is to begin that will affect access (weather permitting).

Attachment: _4798.056 Contract Specifications - Pavement Patching FINAL (O-2023-18 : 2023 Pavement Patching Project Award)

- How the resident will know they may resume normal access to their property.
- The anticipated length of the closure (no more than one week will be permitted).
- Specific location where parking is permitted, both overnight and during the working day (as signed and normally permitted during daytime).
- The Village of Buffalo Grove Police Department has been notified that overnight parking will be permitted. (It shall be the responsibility of the Contractor to confirm this with the Village.)
- The Contractor will go door-to-door the moment prior to work is to begin to ensure all accommodations are made.
- General Contractor's person in charge name and contact information for additional information or specific requests.
- If applicable, provide Resident flushing procedures (following reconnection of the water service, resident to flush inside of the house via the bath or utility sink for ten minutes prior to consumption).

Notification letters shall be distributed a minimum of 24 hours prior to access being affected or otherwise. If this requirements is not met, work shall not commence. **All letters must be approved by the Village or Engineer prior to and for each individual distribution**. Additional letters may be required when weather or other unforeseen circumstances change the schedule. When requested, the Contractor is required to return or provide correspondence from a resident within 24 hours.

Under special circumstances, the Village, may choose to write a notification letter and the Contractor shall still be responsible for delivering the letter as specified herein. An example of a resident notification letter can be found in Appendix A.

The Contractor must comply with all of the above-mentioned statements otherwise a monetary penalty of $100 per household, per calendar day shall be imposed.

37. <u>Maintenance Bond</u>

The Contractor will be required to post a Maintenance Bond for a period of One Year (1-yr) from date of final acceptance by the Village. Final acceptance will be the date the Final Payment is made to the Contractor. The bond shall be in a form acceptable to the Village in the amount of 10% (ten percent) of the awarded contract value. Unless under emergency situations, the Village will offer the Contractor the ability to fix or repair any item prior to the bond being called. If the Contractor elects to perform the repairs themselves, all work must be complete within 14 calendar days of notice from the Village or the Village reserves the right to perform the repairs themselves.

The Maintenance Bond shall cover all necessary repairs or replacements as deemed necessary by the Village due to poor workmanship, failed materials, settlement of trenches, excessively spalled, chert popped or cracked concrete, storm and water main failures, restoration establishment, and other items as completed by the Contractor.

All required pavement repairs shall be from curb line to the nearest cold joint. Pavement repairs shall have all joints routed and filled with crack seal material including along the edge of pavement 1 month after installation.

If the Contractor elects to not perform the repairs or does not perform them in the time allotted the Village will perform the work and collect from the bond any damages incurred by the Village to perform the repairs.

Attachment: _4798.056 Contract Specifications - Pavement Patching FINAL (O-2023-18 : 2023 Pavement Patching Project Award)

Special Provisions

1. Class D Patches

This work shall include all labor, material, and equipment necessary to complete the removal and replacement of hot-mix asphalt pavement, of the type and depth specified, where marked by the Engineer in accordance with Section 442 of the Standard Specifications and as specified herein.

The exact location and dimension of the patches will be determined by the Engineer in the field.

If petromat or any other pavement fabric is encountered during the asphalt pavement removal process, no additional compensation will be considered to dispose of this material off-site or any other additional labor that is required to complete the work specified herein.

These pavement patches shall be considered 'finish' or 'surface' patches and the final replacement material and depth shall be in accordance with the Hot-Mix Asphalt Mixture Requirements table as described herein and Section 1030 of the Standard Specifications.

Finish patches shall either be flush or a maximum of ¼" above the existing adjacent pavement. If the final patch is greater than ¼" above or below the existing adjacent pavement, the Contractor will be required to remove and replace the patch at no additional cost to the contract.

Hot Mix Asphalt Construction

1. Tack coat all longitudinal joints (hot and cold) and curb faces.
2. Pneumatic tired roller is required on all lifts, all mixes, except surface courses.
3. Auger extensions are required on all lifts, all mixes.
4. Reverse augers must be installed properly.
5. Roll (compact) the confined and curb line longitudinal joint by overlapping by 6" from the hot to cold side of mat and / or curbing.
6. Paving of the full roadway width shall be completed at the end of each day. Longitudinal joints shall be closed daily and within one truck load of HMA to prevent cold joints. Any violation shall require saw cutting edge back 3" to expose straight edge, shall be tack coated twice, and will be straight and uniform.
7. Asphalt along the curb line shall be compacted such that the asphalt is ¼" above the flag of gutter.
8. Temporary ramps, regardless of material, shall be removed prior to placement of the next pavement course.

This work will be measured in place and paid for at the contract unit price per (SY) for CLASS D PATCHES, of the type and depth specified, (SPECIAL), which price shall include all labor, material, and equipment required to complete the work as specified herein.

Attachment: _4798.056 Contract Specifications - Pavement Patching FINAL (O-2023-18 : 2023 Pavement Patching Project Award)

IDOT District One - Special Provisions

1. Friction Aggregate (D-1)

Effective: January 1, 2011
Revised: December 1, 2021

Revise Article 1004.03(a) of the Standard Specifications to read:

"**1004.03 Coarse Aggregate for Hot-Mix Asphalt (HMA).** The aggregate shall be according to Article 1004.01 and the following.

(a) Description. The coarse aggregate for HMA shall be according to the following table.

Use	Mixture	Aggregates Allowed
Class A	Seal or Cover	Allowed Alone or in Combination [5/]: Gravel Crushed Gravel Carbonate Crushed Stone Crystalline Crushed Stone Crushed Sandstone Crushed Slag (ACBF) Crushed Steel Slag Crushed Concrete
HMA Low ESAL	Stabilized Subbase or Shoulders	Allowed Alone or in Combination [5/]: Gravel Crushed Gravel Carbonate Crushed Stone Crystalline Crushed Stone Crushed Sandstone Crushed Slag (ACBF) Crushed Steel Slag[1/] Crushed Concrete
HMA High ESAL Low ESAL	Binder IL-19.0 or IL-19.0L SMA Binder	Allowed Alone or in Combination [5/ 6/]: Crushed Gravel Carbonate Crushed Stone[2/] Crystalline Crushed Stone Crushed Sandstone Crushed Slag (ACBF) Crushed Concrete[3/]
HMA High ESAL Low ESAL	C Surface and Binder IL-9.5 IL-9.5FG or IL-9.5L	Allowed Alone or in Combination [5/]: Crushed Gravel Carbonate Crushed Stone[2/] Crystalline Crushed Stone Crushed Sandstone Crushed Slag (ACBF) Crushed Steel Slag[4/] Crushed Concrete[3/]
HMA High ESAL	D Surface and Binder IL-9.5 or IL-9.5FG	Allowed Alone or in Combination [5/]: Crushed Gravel Carbonate Crushed Stone (other than Limestone)[2/] Crystalline Crushed Stone Crushed Sandstone Crushed Slag (ACBF) Crushed Steel Slag[4/]

Attachment: _4798.056 Contract Specifications - Pavement Patching FINAL (O-2023-18 : 2023 Pavement Patching Project Award)

Use	Mixture	Aggregates Allowed	
		Other Combinations Allowed:	
		Up to...	*With...*
		25% Limestone	Dolomite
		50% Limestone	Any Mixture D aggregate other than Dolomite
		75% Limestone	Crushed Slag (ACBF) or Crushed Sandstone
HMA High ESAL	E Surface IL-9.5 SMA Ndesign 80 Surface	Allowed Alone or in Combination 5/ 6/: Crushed Gravel Crystalline Crushed Stone Crushed Sandstone Crushed Slag (ACBF) Crushed Steel Slag No Limestone.	
		Other Combinations Allowed:	
		Up to...	*With...*
		50% Dolomite2/	Any Mixture E aggregate
		75% Dolomite2/	Crushed Sandstone, Crushed Slag (ACBF), Crushed Steel Slag, or Crystalline Crushed Stone
		75% Crushed Gravel2/	Crushed Sandstone, Crystalline Crushed Stone, Crushed Slag (ACBF), or Crushed Steel Slag
HMA High ESAL	F Surface IL-9.5 SMA Ndesign 80 Surface	Allowed Alone or in Combination 5/ 6/: Crystalline Crushed Stone Crushed Sandstone Crushed Slag (ACBF) Crushed Steel Slag No Limestone.	
		Other Combinations Allowed:	
		Up to...	*With...*
		50% Crushed Gravel2/ or Dolomite2/	Crushed Sandstone, Crushed Slag (ACBF), Crushed Steel Slag, or Crystalline Crushed Stone

1/ Crushed steel slag allowed in shoulder surface only.
2/ Carbonate crushed stone (limestone) and/or crushed gravel shall not be used in SMA Ndesign 80.
3/ Crushed concrete will not be permitted in SMA mixes.
4/ Crushed steel slag shall not be used as binder.
5/ When combinations of aggregates are used, the blend percent measurements shall be by volume."
6/ Combining different types of aggregate will not be permitted in SMA Ndesign 80."

2. Ground Tire Rubber (GTR) Modified Asphalt Binder (D-1)

Effective: June 26, 2006
Revised: December 1, 2021

Attachment: _4798.056 Contract Specifications - Pavement Patching FINAL (O-2023-18 : 2023 Pavement Patching Project Award)

Add the following to the end of article 1032.05 of the Standard Specifications:

"(c) Ground Tire Rubber (GTR) Modified Asphalt Binder. A quantity of 10.0 to 14.0 percent GTR (Note 1) shall be blended by dry unit weight with a PG 64-28 to make a GTR 70-28 or a PG 58-28 to make a GTR 64-28. The base PG 64-28 and PG 58-28 asphalt binders shall meet the requirements of Article 1032.05(a). Compatible polymers may be added during production. The GTR modified asphalt binder shall meet the requirements of the following table.

Test	Asphalt Grade GTR 70-28	Asphalt Grade GTR 64-28
Flash Point (C.O.C.), AASHTO T 48, °F (°C), min.	450 (232)	450 (232)
Rotational Viscosity, AASHTO T 316 @ 275 °F (135 °C), Poises, Pa·s, max.	30 (3)	30 (3)
Softening Point, AASHTO T 53, °F (°C), min.	135 (57)	130 (54)
Elastic Recovery, ASTM D 6084, Procedure A (sieve waived) @ 77 °F, (25 °C), aged, ss, 100 mm elongation, 5 cm/min., cut immediately, %, min.	65	65

Note 1. GTR shall be produced from processing automobile and/or light truck tires by the ambient grinding method. GTR shall not exceed 1/16 in. (2 mm) in any dimension and shall contain no free metal particles or other materials. A mineral powder (such as talc) meeting the requirements of AASHTO M 17 may be added, up to a maximum of four percent by weight of GTR to reduce sticking and caking of the GTR particles. When tested in accordance with Illinois modified AASHTO T 27, *a* 50 g sample of the GTR shall conform to the following gradation requirements:

Sieve Size	Percent Passing
No. 16 (1.18 mm)	100
No. 30 (600 µm)	95 ± 5
No. 50 (300 µm)	> 20

Add the following to the end of Note 1. of article 1030.03 of the Standard Specifications:

"A dedicated storage tank for the Ground Tire Rubber (GTR) modified asphalt binder shall be provided. This tank must be capable of providing continuous mechanical mixing throughout by continuous agitation and recirculation of the asphalt binder to provide a uniform mixture. The tank shall be heated and capable of maintaining the temperature of the asphalt binder at 300 °F to 350 °F (149 °C to 177 °C). The asphalt binder metering systems of dryer drum plants shall be calibrated with the actual GTR modified asphalt binder material with an accuracy of ± 0.40 percent."

3. <u>Hot-Mix Asphalt (D-1)</u>

Effective: January 1, 2022
Revised: August 1, 2022

Replace Article 1030.09(g)(1) of the Standard Specifications with the following:

" (1) The Contractor shall sample approximately 150 lb (70 kg) of mix as required for the Department's random mixture verification tests according to Article 1030.09(h)(1)."

Attachment: _4798.056 Contract Specifications - Pavement Patching FINAL (O-2023-18 : 2023 Pavement Patching Project Award)

Replace the second sentence of Article 1030.09(h)(1) of the Standard Specifications with the following:

> " The Engineer will randomly identify one sample for each 3,000 tons (2,720 metric tons) of mix, with a minimum of one sample per mix. If the remaining mix quantity is 600 tons (544 metric tons) or less, the quantity will be combined with the previous 3,000 tons (2,720 metric tons) in the Engineer's random sample identification. If the required tonnage of a mixture for a single pay item is less than 250 tons (225 metric tons) in total, the Engineer will waive mixture verification tests."

Add the following to the end of the third paragraph of Article 1030.09(h)(2) of the Standard Specifications:

> " The HMA maximum theoretical specific gravity (G_{mm}) will be based on the Department mixture verification test. If there is more than one Department mixture verification G_{mm} test, the G_{mm} will be based on the average of the Department test results."

4. <u>Hot-Mix Asphalt Binder and Surface Course (D-1)</u>

Effective: November 1, 2019
Revised: December 1, 2021

Revise Article 1004.03(c) to read:

"(c) Gradation. The coarse aggregate gradations shall be as listed in the following table.

Use	Size/Application	Gradation No.
Class A-1, A-2, & A-3	3/8 in. (10 mm) Seal	CA 16 or CA 20
Class A-1	1/2 in. (13 mm) Seal	CA 15
Class A-2 & A-3	Cover Coat	CA 14
HMA High ESAL	IL-19.0; Stabilized Subbase IL-19.0	CA 11 1/
	SMA 12.5 2/	CA 13 4/, CA 14, or CA 16
	SMA 9.5 2/	CA 13 3/4/ or CA 16 3/
	IL-9.5	CA 16, CM 13 4/
	IL-9.5FG	CA 16
HMA Low ESAL	IL-19.0L	CA 11 1/
	IL-9.5L	CA 16

1/ CA 16 or CA 13 may be blended with the CA 11.

2/ The coarse aggregates used shall be capable of being combined with the fine aggregates and mineral filler to meet the approved mix design and the mix requirements noted herein.

3/ The specified coarse aggregate gradations may be blended.

4/ CA 13 shall be 100 percent passing the 1/2 in. (12.5mm) sieve."

Revise Article 1004.03(e) of the Supplemental Specifications to read:

> "(e) Absorption. For SMA the coarse aggregate shall also have water absorption ≤ 2.0 percent."

Revise the "High ESAL" portion of the table in Article 1030.01 to read:

"High ESAL	Binder Courses	IL-19.0, IL-9.5, IL-9.5FG, IL-4.75, SMA 12.5, Stabilized Subbase IL-19.0

Attachment: _4798.056 Contract Specifications - Pavement Patching FINAL (O-2023-18 : 2023 Pavement Patching Project Award)

	Surface Courses	IL-9.5, IL-9.5FG, SMA 12.5, SMA 9.5"

Revise Note 2. and add Note 6 to Article 1030.02 of the Standard Specifications to read:

"Item Article/Section

(g)Performance Graded Asphalt Binder (Note 6) 1032
(h) Fibers (Note 2)

Note 2. A stabilizing additive such as cellulose or mineral fiber shall be added to the SMA mixture according to Illinois Modified AASHTO M 325. The stabilizing additive shall meet the Fiber Quality Requirements listed in Illinois Modified AASHTO M 325. Prior to approval and use of fibers, the Contractor shall submit a notarized certification by the producer of these materials stating they meet these requirements. Reclaimed Asphalt Shingles (RAS) may be used in Stone Matrix Asphalt (SMA) mixtures designed with an SBA polymer modifier as a fiber additive if the mix design with RAS included meets AASHTO T305 requirements. The RAS shall be from a certified source that produces either Type I or Type 2. Material shall meet requirements noted herein and the actual dosage rate will be determined by the Engineer.

Note 6. The asphalt binder shall be an SBS PG 76-28 when the SMA is used on a full-depth asphalt pavement and SBS PG 76-22 when used as an overlay, except where modified herein. The asphalt binder shall be a SBS PG 76-22 for IL-4.75, except where modified herein.."

Revise table in Article 1030.05(a) of the Standard Specifications to read:

"MIXTURE COMPOSITION (% PASSING) 1/												
Sieve Size	IL-19.0 mm		SMA 12.5		SMA 9.5		IL-9.5mm		IL-9.5FG		IL-4.75 mm	
	min	max	min	max	min	max	min	max	min	max	min	max
1 1/2 in (37.5 mm)												
1 in. (25 mm)		100										
3/4 in. (19 mm)	90	100		100								
1/2 in. (12.5 mm)	75	89	80	100		100		100		100		100
3/8 in. (9.5 mm)				65	90	100	90	100	90	100		100
#4 (4.75 mm)	40	60	20	30	36	50	34	69	60	75 6/	90	100
#8 (2.36 mm)	20	42	16	24 4/	16	32 4/	34 5/	52 2/	45	60 6/	70	90
#16 (1.18 mm)	15	30					10	32	25	40	50	65
#30 (600 µm)			12	16	12	18			15	30		
#50 (300 µm)	6	15					4	15	8	15	15	30
#100 (150 µm)	4	9					3	10	6	10	10	18
#200 (75 µm)	3.0	6.0	7.0	9.0 3/	7.5	9.5 3/	4.0	6.0	4.0	6.5	7.0	9.0 3/
#635 (20 µm)			≤ 3.0		≤ 3.0							

Attachment: _4798.056 Contract Specifications - Pavement Patching FINAL (O-2023-18 : 2023 Pavement Patching Project Award)

Ratio Dust/Asphalt Binder		1.0		1.5		1.5		1.0		1.0		1.0

1/ Based on percent of total aggregate weight.

2/ The mixture composition shall not exceed 44 percent passing the #8 (2.36 mm) sieve for surface courses with Ndesign = 90.

3/ Additional minus No. 200 (0.075 mm) material required by the mix design shall be mineral filler, unless otherwise approved by the Engineer.

4/ When establishing the Adjusted Job Mix Formula (AJMF) the percent passing the #8 (2.36 mm) sieve shall not be adjusted above the percentage stated on the table.

5/ When establishing the Adjusted Job Mix Formula (AJMF) the percent passing the #8 (2.36 mm) sieve shall not be adjusted below 34 percent.

6/ When the mixture is used as a binder, the maximum shall be increased by 0.5 percent passing."

Revise Article 1030.05(b) of the Standard Specifications to read:

(b) Volumetric Requirements. The target value for the air voids of the HMA shall be 4.0 percent, for IL-4.75 and SMA mixtures it shall be 3.5 percent and for Stabilized Subbase it shall be 3.0 percent at the design number of gyrations. The voids in the mineral aggregate (VMA) and voids filled with asphalt binder (VFA) of the HMA design shall be based on the nominal maximum size of the aggregate in the mix and shall conform to the following requirements.

	Voids in the Mineral Aggregate (VMA), % Minimum for Ndesign				
Mix Design	30	50	70	80	90
IL-19.0		13.5	13.5		13.5
IL-9.5		15.0	15.0		
IL-9.5FG		15.0	15.0		
IL-4.75 1/		18.5			
SMA-12.5 1/2/5/				17.0 3/ / 16.0 4/	
SMA-9.5 1/2/5/				17.0 3/ / 16.0 4/	
IL-19.0L	13.5				
IL-9.5L	15.0				

1/ Maximum draindown shall be 0.3 percent according to Illinois Modified AASHTO T 305.

2/ The draindown shall be determined at the JMF asphalt binder content at the mixing temperature plus 30°F.

3/ Applies when specific gravity of coarse aggregate is ≥ 2.760.

4/ Applies when specific gravity of coarse aggregate is < 2.760.

5/ For surface course, the coarse aggregate can be crushed steel slag, crystalline crushed stone or crushed sandstone. For binder course, coarse aggregate shall be crushed stone (dolomite), crushed gravel, crystalline crushed stone, or crushed sandstone"

Revise the last paragraph of Article 1102.01 (a) (5) of the Standard Specifications to read:

"IL-4.75 and Stone Matrix Asphalt (SMA) mixtures which contain aggregate having absorptions greater than or equal to 2.0 percent, or which contain steal slag sand, shall have minimum surge bin storage plus haul time of 1.5 hours."

Add after third sentence of Article 1030.09(b) to read:

Attachment: _4798.056 Contract Specifications - Pavement Patching FINAL (O-2023-18 : 2023 Pavement Patching Project Award)

" If the Contractor and Engineer agree the nuclear density test method is not appropriate for the mixture, cores shall be taken at random locations determined according to the QC/QA document "Determination of Random Density Test Site Locations". Core densities shall be determined using the Illinois Modified AASHTO T 166 or T 275 procedure."

Revise Table 1 and Note 4/ of Table 1 in Article 406.07(a) of the Standard Specifications to read:

	Breakdown/Intermediate Roller (one of the following)	Final Roller (one or more of the following)	Density Requirement
IL-9.5, IL-9.5FG, IL-19.0 1/	V_D, P , T_B, 3W, O_T, O_B	V_S, T_B, T_F, O_T	As specified in Section 1030
IL-4.75 and SMA 3/ 4/	T_B, 3W, O_T	T_F, 3W	As specified in Section 1030
Mixtures on Bridge Decks 2/	T_B	T_F	As specified in Articles 582.05 and 582.06.

"4/ The Contractor shall provide a minimum of two steel-wheeled tandem rollers (T_B), and/or three-wheel (3W) rollers for breakdown, except one of the (T_B) or (3W) rollers shall be 84 inches (2.14 m) wide and a weight of 315 pound per linear inch (PLI) (5.63 kg/mm) and one of the (T_B) or (3W) rollers can be substituted for an oscillatory roller (O_T). T_F rollers shall be a minimum of 280 lb/in. (50 N/mm). The 3W and T_B rollers shall be operated at a uniform speed not to exceed 3 mph (5 km/h), with the drive roll for T_B rollers nearest the paver and maintain an effective rolling distance of not more than 150 ft (45 m) behind the paver."

Add the following after the fourth paragraph of Article 406.13 (b):

"The plan quantities of SMA mixtures shall be adjusted using the actual approved binder and surface Mix Design's G_{mb}."

Revise first paragraph of Article 1030.10 of the Standard Specifications to read:

"A test strip of 300 ton (275 metric tons), except for SMA mixtures it will be 400 ton (363 metric ton), will be required for each mixture on each contract at the beginning of HMA production for each construction year according to the Manual of Test Procedures for Materials "Hot Mix Asphalt Test Strip Procedures". At the request of the Producer, the Engineer may waive the test strip if previous construction during the current construction year has demonstrated the constructability of the mix using Department test results."

Revise third paragraph of Article 1030.10 of the Standard Specifications to read:

"When a test strip is constructed, the Contractor shall collect and split the mixture according to the document "Hot-Mix Asphalt Test Strip Procedures". The Engineer, or a representative, shall deliver split sample to the District Laboratory for verification testing. The Contractor shall complete mixture tests stated in Article 1030.09(a). Mixture sampled shall include enough material for the Department to conduct mixture tests detailed in Article 1030.09(a) and in the document "Hot-Mix Asphalt Mixture Design Verification Procedure" Section 3.3. The mixture test results shall meet the requirements of Articles 1030.05(b) and 1030.05(d), except Hamburg wheel tests will only be conducted on High ESAL mixtures during production."

5. <u>Hot-Mix Asphalt – Mixture Design Verification and Production (D-1)</u>

Effective: January 1, 2019
Revised: December 1, 2021

Add to Article 1030.05 (d)(3) of the Standard Specifications to read:

" During mixture design, prepared samples shall be submitted to the District laboratory by the Contractor for verification testing. The required testing, and number and size of prepared samples submitted, shall be according to the following tables.

High ESAL – Required Samples for Verification Testing

Attachment: _4798.056 Contract Specifications - Pavement Patching FINAL (O-2023-18 : 2023 Pavement Patching Project Award)

Mixture	Hamburg Wheel and I-FIT Testing 1/ 2/
Binder	total of 3 - 160 mm tall bricks
Surface	total of 4 - 160 mm tall bricks

Low ESAL – Required Samples for Verification Testing	
Mixture	I-FIT Testing 1/ 2/
Binder	1 - 160 mm tall brick
Surface	2 - 160 mm tall bricks

1/ The compacted gyratory bricks for Hamburg wheel and I-FIT testing shall be 7.5 ± 0.5 percent air voids.

2/ If the Contractor does not possess the equipment to prepare the 160 mm tall brick(s), twice as many 115 mm tall compacted gyratory bricks will be acceptable.

Revise the fourth paragraph of Article 1030.10 of the Standard Specifications to read:

"When a test strip is not required, each HMA mixture shall still be sampled on the first day of production: I-FIT and Hamburg wheel testing for High ESAL; I-FIT testing for Low ESAL. Within two working days after sampling the mixture, the Contractor shall deliver gyratory cylinders to the District laboratory for Department verification testing. The High ESAL mixture test results shall meet the requirements of Articles 1030.05(d)(3) and 1030.05(d)(4). The Low ESAL mixture test results shall meet the requirements of Article 1030.05(d)(4). The required number and size of prepared samples submitted for the Hamburg wheel and I-FIT testing shall be according to the "High ESAL - Required Samples for Verification Testing" table in Article 1030.05(d)(3) above."

Add the following to the end of Article 1030.10 of the Standard Specifications to read:

"Mixture sampled during first day of production shall include approximately 60 lb (27 kg) of additional material for the Department to conduct Hamburg wheel testing and approximately 80 lb (36 kg) of additional material for the Department to conduct I-FIT testing. Within two working days after sampling, the Contractor shall deliver prepared samples to the District laboratory for verification testing. The required number and size of prepared samples submitted for the Hamburg wheel and I-FIT testing shall be according to the "High ESAL - Required Samples for Verification Testing" table in Article 1030.05(d)(3) above."

Attachment: _4798.056 Contract Specifications - Pavement Patching FINAL (O-2023-18 : 2023 Pavement Patching Project Award)

BDE SPECIAL PROVISIONS
For the January 20, 2023 and March 10, 2023 Lettings

The following special provisions indicated by a "check mark" are applicable to this contract and will be included by the Projec Coordination and Implementation Section of the Bureau of Design & Environment (BDE).

	File Name	#		Special Provision Title	Effective	Revised
	80099	1	☐	Accessible Pedestrian Signals (APS)	April 1, 2003	Jan. 1, 2022
	80274	2	☐	Aggregate Subgrade Improvement	April 1, 2012	April 1, 2022
	80192	3	☐	Automated Flagger Assistance Device	Jan. 1, 2008	
	80173	4	☐	Bituminous Materials Cost Adjustments	Nov. 2, 2006	Aug. 1, 2017
	80426	5	☐	Bituminous Surface Treatment with Fog Seal	Jan. 1, 2020	Jan. 1, 2022
	80436	6	☐	Blended Finely Divided Minerals	April 1, 2021	
*	80241	7	☐	Bridge Demolition Debris	July 1, 2009	
*	5053I	8	☐	Building Removal	Sept. 1, 1990	Aug. 1, 2022
*	5026I	9	☐	Building Removal with Asbestos Abatement	Sept. 1, 1990	Aug. 1, 2022
	80384	10	☑	Compensable Delay Costs	June 2, 2017	April 1, 2019
*	80198	11	☐	Completion Date (via calendar days)	April 1, 2008	
*	80199	12	☐	Completion Date (via calendar days) Plus Working Days	April 1, 2008	
	80261	13	☑	Construction Air Quality – Diesel Retrofit	June 1, 2010	Nov. 1, 2014
	80434	14	☐	Corrugated Plastic Pipe (Culvert and Storm Sewer)	Jan. 1, 2021	
*	80029	15	☐	Disadvantaged Business Enterprise Participation	Sept. 1, 2000	Mar. 2, 2019
	80229	16	☐	Fuel Cost Adjustment	April 1, 2009	Aug. 1, 2017
	80447	17	☐	Grading and Shaping Ditches	Jan. 1, 2023	
	80433	18	☐	Green Preformed Thermoplastic Pavement Markings	Jan. 1, 2021	Jan. 1, 2022
	80443	19	☐	High Tension Cable Median Barrier Removal	April 1, 2022	
	80446	20	☐	Hot-Mix Asphalt - Longitudinal Joint Sealant	Nov. 1, 2022	
	80438	21	☐	Illinois Works Apprenticeship Initiative – State Funded Contracts	June 2, 2021	Sept. 2, 2021
	80045	22	☐	Material Transfer Device	June 15, 1999	Jan. 1, 2022
	80441	23	☐	Performance Graded Asphalt Binder	Jan. 1, 2023	
*	3426I	24	☐	Railroad Protective Liability Insurance	Dec. 1, 1986	Jan. 1, 2022
	80445	25	☐	Seeding	Nov. 1, 2022	
	80340	26	☐	Speed Display Trailer	April 2, 2014	Jan. 1, 2022
	80127	27	☐	Steel Cost Adjustment	April 2, 2004	Jan. 1, 2022
	80397	28	☐	Subcontractor and DBE Payment Reporting	April 2, 2018	
	80391	29	☑	Subcontractor Mobilization Payments	Nov. 2, 2017	April 1, 2019
	80437	30	☐	Submission of Payroll Records	April 1, 2021	Nov. 1, 2022
	80435	31	☐	Surface Testing of Pavements – IRI	Jan. 1, 2021	Jan. 1, 2023
	80410	32	☐	Traffic Spotters	Jan. 1, 2019	
*	20338	33	☐	Training Special Provisions	Oct. 15, 1975	Sept. 2, 2021
	80429	34	☐	Ultra-Thin Bonded Wearing Course	April 1, 2020	Jan. 1, 2022
	80439	35	☐	Vehicle and Equipment Warning Lights	Nov. 1, 2021	Nov. 1, 2022
	80440	36	☐	Waterproofing Membrane System	Nov. 1, 2021	
	80302	37	☐	Weekly DBE Trucking Reports	June 2, 2012	Nov. 1, 2021
	80427	38	☑	Work Zone Traffic Control Devices	Mar. 2, 2020	
*	80071	39	☐	Working Days	Jan. 1, 2002	

Highlighted items indicate a new or revised special provision for the letting.

An * indicates the special provision requires additional information from the designer, which needs to be submitted separately The Project Coordination and Implementation Section will then include the information in the applicable special provision.

Attachment: _4798.056 Contract Specifications - Pavement Patching FINAL (O-2023-18 : 2023 Pavement Patching Project Award)

The following special provisions have been deleted from use.

File Name	Special Provision Title	Effective	Revised
5048I	Building Removal-Case II (Non-Friable Asbestos)	Sept. 1, 1990	April 1, 2010
5049I	Building Removal-Case III (Friable Asbestos)	Sept. 1, 1990	April 1, 2010

The following special provisions are in the 2023 Supplemental Specifications and Recurring Special Provisions.

File Name	Special Provision Title	New Location(s)	Effective	Revised
80293	Concrete Box Culverts with Skews > 30 Degrees and Design Fills ≤ 5 Feet	Articles 540.04 & 540.06	April 1, 2012	July 1, 2016
80311	Concrete End Sections for Pipe Culverts	Articles 540.07, 542.01, 542.02, 542.07, 542.11 & 542.12	Jan. 1, 2013	April 1, 2016
80422	High Tension Cable Median Barrier	Articles 644.02, 644.05, 782.01, 782.04, 782.07 & 1097.02	Jan. 1, 2020	Jan. 1, 2022
80442	Hot-Mix Asphalt	Articles 1030.09 & 1030.10	Jan. 1, 2022	Aug. 1, 2022
80444	Hot-Mix Asphalt – Patching	Errata – Article 442.08(b)	April 1, 2022	
80411	Luminaires, LED	Articles 801.05(a), 821.02(d), 821.03, 821.08 & 1067.01-1067.06	April 1, 2019	Jan. 1, 2022
80418	Mechanically Stabilized Earth Retaining Walls	Articles 1003.07 & 1004.06	Nov. 1, 2019	Nov. 1, 2020
80430	Portland Cement Concrete – Haul Time	Article 1020.11(a)(7)	July 1, 2020	
80395	Sloped Metal End Section for Pipe Culverts	Articles 540.07, 542.01, 542.02, 542.07, 542.11 & 542.12	Jan. 1, 2018	
80318	Traversable Pipe Grate for Concrete End Sections	Articles 540.04, 540.07, 540.08 & 542.01, 542.02, 542.07, 542.11 & 542.12	Jan. 1, 2013	Jan. 1, 2018

Attachment: _4798.056 Contract Specifications - Pavement Patching FINAL (O-2023-18 : 2023 Pavement Patching Project Award)

BDE SPECIAL PROVISIONS
For the January 15 and March 5, 2021 Lettings

The following special provisions indicated by a "check mark" are applicable to this contract and will be included by the Projec Coordination and Implementation Section of the BD&E. An * indicates a new or revised special provision for the letting.

	File Name	#		Special Provision Title	Effective	Revised
	80099	1	☐	Accessible Pedestrian Signals (APS)	April 1, 2003	April 1, 2020
	80274	2	☐	Aggregate Subgrade Improvement	April 1, 2012	April 1, 2016
	80192	3	☐	Automated Flagger Assistance Device	Jan. 1, 2008	
	80173	4	☐	Bituminous Materials Cost Adjustments	Nov. 2, 2006	Aug. 1, 2017
	80426	5	☐	Bituminous Surface Treatment with Fog Seal	Jan. 1, 2020	
	80241	6	☐	Bridge Demolition Debris	July 1, 2009	
	5026I	7	☐	Building Removal-Case I (Non-Friable and Friable Asbestos)	Sept. 1, 1990	April 1, 2010
	5048I	8	☐	Building Removal-Case II (Non-Friable Asbestos)	Sept. 1, 1990	April 1, 2010
	5049I	9	☐	Building Removal-Case III (Friable Asbestos)	Sept. 1, 1990	April 1, 2010
	5053I	10	☐	Building Removal-Case IV (No Asbestos)	Sept. 1, 1990	April 1, 2010
*	80425	11	☐	Cape Seal	Jan. 1, 2020	Jan. 1, 2021
	80384	12	■	Compensable Delay Costs	June 2, 2017	April 1, 2019
	80198	13	☐	Completion Date (via calendar days)	April 1, 2008	
	80199	14	☐	Completion Date (via calendar days) Plus Working Days	April 1, 2008	
	80293	15	☐	Concrete Box Culverts with Skews > 30 Degrees and Design Fills ≤ 5 Feet	April 1, 2012	July 1, 2016
	80311	16	☐	Concrete End Sections for Pipe Culverts	Jan. 1, 2013	April 1, 2016
	80261	17	■	Construction Air Quality – Diesel Retrofit	June 1, 2010	Nov. 1, 2014
	80387	18	☐	Contrast Preformed Plastic Pavement Marking	Nov. 1, 2017	
*	80434	19	☐	Corrugated Plastic Pipe (Culvert and Storm Sewer)	Jan. 1, 2021	
	80029	20	☐	Disadvantaged Business Enterprise Participation	Sept. 1, 2000	March 2, 2019
	80402	21	■	Disposal Fees	Nov. 1, 2018	
	80378	22	☐	Dowel Bar Inserter	Jan. 1, 2017	Jan. 1, 2018
	80421	23	☐	Electric Service Installation	Jan. 1, 2020	
	80415	24	■	Emulsified Asphalts	Aug. 1, 2019	
	80423	25	☐	Engineer's Field Office and Laboratory	Jan. 1, 2020	
	80229	26	☐	Fuel Cost Adjustment	April 1, 2009	Aug. 1, 2017
	80417	27	☐	Geotechnical Fabric for Pipe Underdrains and French Drains	Nov. 1, 2019	
	80420	28	☐	Geotextile Retaining Walls	Nov. 1, 2019	
*	80433	29	☐	Green Preformed Thermoplastic Pavement Markings	Jan. 1, 2021	
	80304	30	☐	Grooving for Recessed Pavement Markings	Nov. 1, 2012	Nov. 1, 2020
	80422	31	☐	High Tension Cable Median Barrier	Jan. 1, 2020	Nov. 1, 2020
	80416	32	☐	Hot-Mix Asphalt – Binder and Surface Course	July 2, 2019	Nov. 1, 2019
	80398	33	☐	Hot-Mix Asphalt – Longitudinal Joint Sealant	Aug. 1, 2018	Nov. 1, 2019
*	80406	34	☐	Hot-Mix Asphalt – Mixture Design Verification and Production (Modified for I-FIT)	Jan. 1, 2019	Jan. 1, 2021
	80347	35	☐	Hot-Mix Asphalt – Pay for Performance Using Percent Within Limits – Jobsite Sampling	Nov. 1, 2014	July 2, 2019
	80383	36	☐	Hot-Mix Asphalt – Quality Control for Performance	April 1, 2017	July 2, 2019
	80411	37	☐	Luminaires, LED	April 1, 2019	
	80393	38	☐	Manholes, Valve Vaults, and Flat Slab Tops	Jan. 1, 2018	March 1, 2019
	80045	39	☐	Material Transfer Device	June 15, 1999	Aug. 1, 2014
	80418	40	☐	Mechanically Stabilized Earth Retaining Walls	Nov. 1, 2019	Nov. 1, 2020
*	80424	41	☐	Micro-Surfacing and Slurry Sealing	Jan. 1, 2020	Jan. 1, 2021
	80428	42	■	Mobilization	April 1, 2020	
	80412	43	☐	Obstruction Warning Luminaires, LED	Aug. 1, 2019	
	80430	44	☐	Portland Cement Concrete – Haul Time	July 1, 2020	
	80359	45	☐	Portland Cement Concrete Bridge Deck Curing	April 1, 2015	Nov. 1, 2019
	80431	46	☐	Portland Cement Concrete Pavement Patching	July 1, 2020	

Attachment: _4798.056 Contract Specifications - Pavement Patching FINAL (O-2023-18 : 2023 Pavement Patching Project Award)

	80432	47	☐	Portland Cement Concrete Pavement Placement	July 1, 2020	
	80300	48	☐	Preformed Plastic Pavement Marking Type D - Inlaid	April 1, 2012	April 1, 2016
	3426I	49	☐	Railroad Protective Liability Insurance	Dec. 1, 1986	Jan. 1, 2006
	80157	50	☐	Railroad Protective Liability Insurance (5 and 10)	Jan. 1, 2006	
*	80306	51	☐	Reclaimed Asphalt Pavement (RAP) and Reclaimed Asphalt Shingles (RAS)	Nov. 1, 2012	Jan. 1, 2021
	80407	52	■	Removal and Disposal of Regulated Substances	Jan. 1, 2019	Jan. 1, 2020
	80419	53	☐	Silt Fence, Inlet Filters, Ground Stabilization and Riprap Filter Fabric	Nov. 1, 2019	April 1, 2020
	80395	54	☐	Sloped Metal End Section for Pipe Culverts	Jan. 1, 2018	
	80340	55	☐	Speed Display Trailer	April 2, 2014	Jan. 1, 2017
	80127	56	☐	Steel Cost Adjustment	April 2, 2004	Aug. 1, 2017
	80408	57	☐	Steel Plate Beam Guardrail Manufacturing	Jan. 1, 2019	
	80413	58	☐	Structural Timber	Aug. 1, 2019	
	80397	59	☐	Subcontractor and DBE Payment Reporting	April 2, 2018	
	80391	60	■	Subcontractor Mobilization Payments	Nov. 2, 2017	April 1, 2019
*	80435	61	☐	Surface Testing of Pavements – IRI	Jan. 1, 2021	
	80298	62	☐	Temporary Pavement Marking	April 1, 2012	April 1, 2017
	80409	63	■	Traffic Control Devices - Cones	Jan. 1, 2019	
	80410	64	☐	Traffic Spotters	Jan. 1, 2019	
	20338	65	☐	Training Special Provisions	Oct. 15, 1975	
	80318	66	☐	Traversable Pipe Grate for Concrete End Sections	Jan. 1, 2013	Jan. 1, 2018
	80429	67	☐	Ultra-Thin Bonded Wearing Course	April 1, 2020	
	80288	68	☐	Warm Mix Asphalt	Jan. 1, 2012	April 1, 2016
	80302	69	☐	Weekly DBE Trucking Reports	June 2, 2012	April 2, 2015
	80414	70	☐	Wood Fence Sight Screen	Aug. 1, 2019	April 1, 2020
	80427	71	■	Work Zone Traffic Control Devices	Mar. 2, 2020	
	80071	72	☐	Working Days	Jan. 1, 2002	

The following special provisions are in the 2021 Supplemental Specifications and Recurring Special Provisions.

File Name	Special Provision Title	New Location(s)	Effective	Revised
80277	Concrete Mix Design – Department Provided	Check Sheet #37	Jan. 1, 2012	April 1, 2016
80405	Elastomeric Bearings	Article 1083.01	Jan. 1, 2019	
80388	Equipment Parking and Storage	Article 701.11	Nov. 1, 2017	
80165	Moisture Cured Urethane Paint System	Article 1008.06	Nov. 1, 2006	Jan. 1, 2010
80349	Pavement Marking Blackout Tape	Articles 701.04, 701.19(f), 701.20(j) and 1095.06	Nov. 1, 2014	April 1, 2016
80371	Pavement Marking Removal	Articles 783.02-783.04, 783.06 and 1101.13	July 1, 2016	
80389	Portland Cement Concrete	Article 1020.04 Table 1 and Note 4	Nov. 1, 2017	
80403	Traffic Barrier Terminal, Type 1 Special	Articles 631.04 and 631.12	Nov. 1, 2018	

The following special provisions have been deleted from use.

File Name	Special Provision Title	Effective	Revised
80317	Surface Testing of Hot-Mix Asphalt Overlays	Jan. 1, 2013	Aug. 1, 2019

The following special provisions require additional information from the designer. The additional information needs to be submitted as a separate document. The Project Coordination and Implementation section will then include the information in the applicable special provision.

- Bridge Demolition Debris
- Building Removal - Case I
- Building Removal – Case II
- Building Removal - Case III
- Building Removal-Case IV
- Completion Date
- Completion Date Plus Working Days
- DBE Participation
- Material Transfer Device
- Railroad Protective Liability Insurance
- Training Special Provisions
- Working Days

Attachment: _4798.056 Contract Specifications - Pavement Patching FINAL (O-2023-18 : 2023 Pavement Patching Project Award)

COMPENSABLE DELAY COSTS (BDE)

Effective: June 2, 2017
Revised: April 1, 2019

Revise Article 107.40(b) of the Standard Specifications to read:

"(b) Compensation. Compensation will not be allowed for delays, inconveniences, or damages sustained by the Contractor from conflicts with facilities not meeting the above definition; or if a conflict with a utility in an unanticipated location does not cause a shutdown of the work or a documentable reduction in the rate of progress exceeding the limits set herein. The provisions of Article 104.03 notwithstanding, compensation for delays caused by a utility in an unanticipated location will be paid according to the provisions of this Article governing minor and major delays or reduced rate of production which are defined as follows.

(1) Minor Delay. A minor delay occurs when the work in conflict with the utility in an unanticipated location is completely stopped for more than two hours, but not to exceed two weeks.

(2) Major Delay. A major delay occurs when the work in conflict with the utility in an unanticipated location is completely stopped for more than two weeks.

(3) Reduced Rate of Production Delay. A reduced rate of production delay occurs when the rate of production on the work in conflict with the utility in an unanticipated location decreases by more than 25 percent and lasts longer than seven calendar days."

Revise Article 107.40(c) of the Standard Specifications to read:

"(c) Payment. Payment for Minor, Major, and Reduced Rate of Production Delays will be made as follows.

(1) Minor Delay. Labor idled which cannot be used on other work will be paid for according to Article 109.04(b)(1) and (2) for the time between start of the delay and the minimum remaining hours in the work shift required by the prevailing practice in the area.

Equipment idled which cannot be used on other work, and which is authorized to standby on the project site by the Engineer, will be paid for according to Article 109.04(b)(4).

(2) Major Delay. Labor will be the same as for a minor delay.

Equipment will be the same as for a minor delay, except Contractor-owned equipment will be limited to two weeks plus the cost of move-out to either the

Contractor's yard or another job and the cost to re-mobilize, whichever is less. Rental equipment may be paid for longer than two weeks provided the Contractor presents adequate support to the Department (including lease agreement) to show retaining equipment on the job is the most economical course to follow and in the public interest.

(3) Reduced Rate of Production Delay. The Contractor will be compensated for the reduced productivity for labor and equipment time in excess of the 25 percent threshold for that portion of the delay in excess of seven calendar days. Determination of compensation will be in accordance with Article 104.02, except labor and material additives will not be permitted.

Payment for escalated material costs, escalated labor costs, extended project overhead, and extended traffic control will be determined according to Article 109.13."

Revise Article 108.04(b) of the Standard Specifications to read:

"(b) No working day will be charged under the following conditions.

(1) When adverse weather prevents work on the controlling item.

(2) When job conditions due to recent weather prevent work on the controlling item.

(3) When conduct or lack of conduct by the Department or its consultants, representatives, officers, agents, or employees; delay by the Department in making the site available; or delay in furnishing any items required to be furnished to the Contractor by the Department prevents work on the controlling item.

(4) When delays caused by utility or railroad adjustments prevent work on the controlling item.

(5) When strikes, lock-outs, extraordinary delays in transportation, or inability to procure critical materials prevent work on the controlling item, as long as these delays are not due to any fault of the Contractor.

(6) When any condition over which the Contractor has no control prevents work on the controlling item."

Revise Article 109.09(f) of the Standard Specifications to read:

"(f) Basis of Payment. After resolution of a claim in favor of the Contractor, any adjustment in time required for the work will be made according to Section 108. Any adjustment in the costs to be paid will be made for direct labor, direct materials, direct equipment, direct jobsite overhead, direct offsite overhead, and other direct costs allowed by the resolution. Adjustments in costs will not be made for interest charges, loss of anticipated profit, undocumented loss of efficiency, home office overhead and unabsorbed overhead

other than as allowed by Article 109.13, lost opportunity, preparation of claim expenses and other consequential indirect costs regardless of method of calculation.

The above Basis of Payment is an essential element of the contract and the claim cost recovery of the Contractor shall be so limited."

Add the following to Section 109 of the Standard Specifications.

"**109.13 Payment for Contract Delay.** Compensation for escalated material costs, escalated labor costs, extended project overhead, and extended traffic control will be allowed when such costs result from a delay meeting the criteria in the following table.

Contract Type	Cause of Delay	Length of Delay
Working Days	Article 108.04(b)(3) or Article 108.04(b)(4)	No working days have been charged for two consecutive weeks.
Completion Date	Article 108.08(b)(1) or Article 108.08(b)(7)	The Contractor has been granted a minimum two week extension of contract time, according to Article 108.08.

Payment for each of the various costs will be according to the following.

(a) Escalated Material and/or Labor Costs. When the delay causes work, which would have otherwise been completed, to be done after material and/or labor costs have increased, such increases will be paid. Payment for escalated material costs will be limited to the increased costs substantiated by documentation furnished by the Contractor. Payment for escalated labor costs will be limited to those items in Article 109.04(b)(1) and (2), except the 35 percent and 10 percent additives will not be permitted.

(b) Extended Project Overhead. For the duration of the delay, payment for extended project overhead will be paid as follows.

(1) Direct Jobsite and Offsite Overhead. Payment for documented direct jobsite overhead and documented direct offsite overhead, including onsite supervisory and administrative personnel, will be allowed according to the following table.

Original Contract Amount	Supervisory and Administrative Personnel
Up to $5,000,000	One Project Superintendent
Over $ 5,000,000 - up to $25,000,000	One Project Manager, One Project Superintendent or Engineer, and One Clerk
Over $25,000,000 - up to $50,000,000	One Project Manager, One Project Superintendent, One Engineer, and

Attachment: _4798.056 Contract Specifications - Pavement Patching FINAL (O-2023-18 : 2023 Pavement Patching Project Award)

	One Clerk
Over $50,000,000	One Project Manager, Two Project Superintendents, One Engineer, and One Clerk

(2) Home Office and Unabsorbed Overhead. Payment for home office and unabsorbed overhead will be calculated as 8 percent of the total delay cost.

(c) Extended Traffic Control. Traffic control required for an extended period of time due to the delay will be paid for according to Article 109.04.

When an extended traffic control adjustment is paid under this provision, an adjusted unit price as provided for in Article 701.20(a) for increase or decrease in the value of work by more than ten percent will not be paid.

Upon payment for a contract delay under this provision, the Contractor shall assign subrogation rights to the Department for the Department's efforts of recovery from any other party for monies paid by the Department as a result of any claim under this provision. The Contractor shall fully cooperate with the Department in its efforts to recover from another party any money paid to the Contractor for delay damages under this provision."

80384

Attachment: _4798.056 Contract Specifications - Pavement Patching FINAL (O-2023-18 : 2023 Pavement Patching Project Award)

CONSTRUCTION AIR QUALITY – DIESEL RETROFIT (BDE)

Effective: June 1, 2010
Revised: November 1, 2014

The reduction of emissions of particulate matter (PM) for off-road equipment shall be accomplished by installing retrofit emission control devices. The term "equipment" refers to diesel fuel powered devices rated at 50 hp and above, to be used on the jobsite in excess of seven calendar days over the course of the construction period on the jobsite (including rental equipment).

Contractor and subcontractor diesel powered off-road equipment assigned to the contract shall be retrofitted using the phased in approach shown below. Equipment that is of a model year older than the year given for that equipment's respective horsepower range shall be retrofitted:

Effective Dates	Horsepower Range	Model Year
June 1, 2010 1/	600-749	2002
	750 and up	2006
June 1, 2011 2/	100-299	2003
	300-599	2001
	600-749	2002
	750 and up	2006
June 1, 2012 2/	50-99	2004
	100-299	2003
	300-599	2001
	600-749	2002
	750 and up	2006

1/ Effective dates apply to Contractor diesel powered off-road equipment assigned to the contract.
2/ Effective dates apply to Contractor and subcontractor diesel powered off-road equipment assigned to the contract.

The retrofit emission control devices shall achieve a minimum PM emission reduction of 50 percent and shall be:

a) Included on the U.S. Environmental Protection Agency (USEPA) *Verified Retrofit Technology List* (http://www.epa.gov/cleandiesel/verification/verif-list.htm), or verified by the California Air Resources Board (CARB) (http://www.arb.ca.gov/diesel/verdev/vt/cvt.htm); or

b) Retrofitted with a non-verified diesel retrofit emission control device if verified retrofit emission control devices are not available for equipment proposed to be used on the project, and if the Contractor has obtained a performance certification from the retrofit

device manufacturer that the emission control device provides a minimum PM emission reduction of 50 percent.

Note: Large cranes (Crawler mounted cranes) which are responsible for critical lift operations are exempt from installing retrofit emission control devices if such devices adversely affect equipment operation.

Diesel powered off-road equipment with engine ratings of 50 hp and above, which are unable to be retrofitted with verified emission control devices or if performance certifications are not available which will achieve a minimum 50 percent PM reduction, may be granted a waiver by the Department if documentation is provided showing good faith efforts were made by the Contractor to retrofit the equipment.

Construction shall not proceed until the Contractor submits a certified list of the diesel powered off-road equipment that will be used, and as necessary, retrofitted with emission control devices. The list(s) shall include (1) the equipment number, type, make, Contractor/rental company name; and (2) the emission control devices make, model, USEPA or CARB verification number, or performance certification from the retrofit device manufacturer. Equipment reported as fitted with emissions control devices shall be made available to the Engineer for visual inspection of the device installation, prior to being used on the jobsite.

The Contractor shall submit an updated list of retrofitted off-road construction equipment as retrofitted equipment changes or comes on to the jobsite. The addition or deletion of any diesel powered equipment shall be included on the updated list.

If any diesel powered off-road equipment is found to be in non-compliance with any portion of this special provision, the Engineer will issue the Contractor a diesel retrofit deficiency deduction.

Any costs associated with retrofitting any diesel powered off-road equipment with emission control devices shall be considered as included in the contract unit prices bid for the various items of work involved and no additional compensation will be allowed. The Contractor's compliance with this notice and any associated regulations shall not be grounds for a claim.

Diesel Retrofit Deficiency Deduction

When the Engineer determines that a diesel retrofit deficiency exists, a daily monetary deduction will be imposed for each calendar day or fraction thereof the deficiency continues to exist. The calendar day(s) will begin when the time period for correction is exceeded and end with the Engineer's written acceptance of the correction. The daily monetary deduction will be $1,000.00 for each deficiency identified.

The deficiency will be based on lack of diesel retrofit emissions control.

If a Contractor accumulates three diesel retrofit deficiency deductions for the same piece of equipment in a contract period, the Contractor will be shutdown until the deficiency is corrected.

Attachment: _4798.056 Contract Specifications - Pavement Patching FINAL (O-2023-18 : 2023 Pavement Patching Project Award)

Such a shutdown will not be grounds for any extension of the contract time, waiver of penalties, or be grounds for any claim.

80261

SUBCONTRACTOR MOBILIZATION PAYMENTS (BDE)

Effective: November 2, 2017
Revised: April 1, 2019

Replace the second paragraph of Article 109.12 of the Standard Specifications with the following:

"This mobilization payment shall be made at least seven days prior to the subcontractor starting work. The amount paid shall be at the following percentage of the amount of the subcontract reported on form BC 260A submitted for the approval of the subcontractor's work.

Value of Subcontract Reported on Form BC 260A	Mobilization Percentage
Less than $10,000	25%
$10,000 to less than $20,000	20%
$20,000 to less than $40,000	18%
$40,000 to less than $60,000	16%
$60,000 to less than $80,000	14%
$80,000 to less than $100,000	12%
$100,000 to less than $250,000	10%
$250,000 to less than $500,000	9%
$500,000 to $750,000	8%
Over $750,000	7%"

80391

WORK ZONE TRAFFIC CONTROL DEVICES (BDE)

Effective: March 2, 2020

Add the following to Article 701.03 of the Standard Specifications:

"(q) Temporary Sign Supports ..... 1106.02"

Revise the third paragraph of Article 701.14 of the Standard Specifications to read:

"For temporary sign supports, the Contractor shall provide a FHWA eligibility letter for each device used on the contract. The letter shall provide information for the set-up and use of the device as well as a detailed drawing of the device. The signs shall be supported within 20 degrees of vertical. Weights used to stabilize signs shall be attached to the sign support per the manufacturer's specifications."

Revise the first paragraph of Article 701.15 of the Standard Specifications to read:

"**701.15 Traffic Control Devices.** For devices that must meet crashworthiness standards, the Contractor shall provide a manufacturer's self-certification or a FHWA eligibility letter for each Category 1 device and a FHWA eligibility letter for each Category 2 and Category 3 device used on the contract. The self-certification or letter shall provide information for the set-up and use of the device as well as a detailed drawing of the device."

Revise the first six paragraphs of Article 1106.02 of the Standard Specifications to read:

"**1106.02 Devices.** Work zone traffic control devices and combinations of devices shall meet crashworthiness standards for their respective categories. The categories are as follows.

Category 1 includes small, lightweight, channelizing and delineating devices that have been in common use for many years and are known to be crashworthy by crash testing of similar devices or years of demonstrable safe performance. These include cones, tubular markers, plastic drums, and delineators, with no attachments (e.g. lights). Category 1 devices manufactured after December 31, 2019 shall be MASH-16 compliant. Category 1 devices manufactured on or before December 31, 2019, and compliant with NCHRP 350 or MASH 2009, may be used on contracts let before December 31, 2024.

Category 2 includes devices that are not expected to produce significant vehicular velocity change but may otherwise be hazardous. These include vertical panels with lights, barricades, temporary sign supports, and Category 1 devices with attachments (e.g. drums with lights). Category 2 devices manufactured after December 31, 2019 shall be MASH-16 compliant. Category 2 devices manufactured on or before December 31, 2019, and compliant with NCHRP 350 or MASH 2009, may be used on contracts let before December 31, 2024.

Category 3 includes devices that are expected to cause significant velocity changes or other potentially harmful reactions to impacting vehicles. These include crash cushions (impact

attenuators), truck mounted attenuators, and other devices not meeting the definitions of Category 1 or 2. Category 3 devices manufactured after December 31, 2019 shall be MASH-16 compliant. Category 3 devices manufactured on or before December 31, 2019, and compliant with NCHRP 350 or MASH 2009, may be used on contracts let before December 31, 2029. Category 3 devices shall be crash tested for Test Level 3 or the test level specified.

Category 4 includes portable or trailer-mounted devices such as arrow boards, changeable message signs, temporary traffic signals, and area lighting supports. It is preferable for Category 4 devices manufactured after December 31, 2019 to be MASH-16 compliant; however, there are currently no crash tested devices in this category, so it remains exempt from the NCHRP 350 or MASH compliance requirement.

For each type of device, when no more than one MASH-16 compliant is available, an NCHRP 350 or MASH-2009 compliant device may be used, even if manufactured after December 31, 2019."

Revise Articles 1106.02(g), 1106.02(k), and 1106.02(l) to read:

"(g) Truck Mounted/Trailer Mounted Attenuators. The attenuator shall be approved for use at Test Level 3. Test Level 2 may be used for normal posted speeds less than or equal to 45 mph.

(k) Temporary Water Filled Barrier. The water filled barrier shall be a lightweight plastic shell designed to accept water ballast and be on the Department's qualified product list.

Shop drawings shall be furnished by the manufacturer and shall indicate the deflection of the barrier as determined by acceptance testing; the configuration of the barrier in that test; and the vehicle weight, velocity, and angle of impact of the deflection test. The Engineer shall be provided one copy of the shop drawings.

(l) Movable Traffic Barrier. The movable traffic barrier shall be on the Department's qualified product list.

Shop drawings shall be furnished by the manufacturer and shall indicate the deflection of the barrier as determined by acceptance testing; the configuration of the barrier in that test; and the vehicle weight, velocity, and angle of impact of the deflection test. The Engineer shall be provided one copy of the shop drawings. The barrier shall be capable of being moved on and off the roadway on a daily basis."

80427

Attachment: _4798.056 Contract Specifications - Pavement Patching FINAL (O-2023-18 : 2023 Pavement Patching Project Award)

Cook County Prevailing Wage Rates posted on 12/1/2022

Trade Title	Rg	Type	C	Base	Foreman	Overtime M-F	Overtime Sa	Overtime Su	Overtime Hol	H/W	Pension	Vac	Trng	Othe Ins
ASBESTOS ABT-GEN	All	ALL		47.40	48.40	1.5	1.5	2.0	2.0	17.05	15.21	0.00	0.90	
ASBESTOS ABT-MEC	All	BLD		39.60	42.77	1.5	1.5	2.0	2.0	14.77	13.59	0.00	0.86	
BOILERMAKER	All	BLD		53.66	58.48	2.0	2.0	2.0	2.0	6.97	23.69	0.00	2.67	
BRICK MASON	All	BLD		49.81	54.79	1.5	1.5	2.0	2.0	12.10	21.56	0.00	1.10	
CARPENTER	All	ALL		52.01	54.01	1.5	1.5	2.0	2.0	11.79	24.76	1.50	0.80	
CEMENT MASON	All	ALL		49.75	51.75	2.0	1.5	2.0	2.0	17.08	20.74	0.00	1.00	
CERAMIC TILE FINISHER	All	BLD		44.18	44.18	1.5	1.5	2.0	2.0	12.25	14.77	0.00	1.00	
CERAMIC TILE LAYER	All	BLD		51.44	55.44	1.5	1.5	2.0	2.0	12.25	18.48	0.00	1.08	
COMMUNICATION ELECTRICIAN	All	BLD		47.16	50.46	1.5	1.5	2.0	2.0	12.70	14.10	1.25	1.57	0
ELECTRIC PWR EQMT OP	All	ALL		58.25	63.91	1.5	1.5	2.0	2.0	13.08	19.67	0.00	3.19	
ELECTRIC PWR GRNDMAN	All	ALL		45.44	63.91	1.5	1.5	2.0	2.0	10.20	15.34	0.00	2.49	
ELECTRIC PWR LINEMAN	All	ALL		58.25	63.91	1.5	1.5	2.0	2.0	13.08	19.67	0.00	3.19	
ELECTRICIAN	All	ALL		52.05	55.69	1.5	1.5	2.0	2.0	17.65	18.30	1.25	1.92	1
ELEVATOR CONSTRUCTOR	All	BLD		62.47	70.28	2.0	2.0	2.0	2.0	16.03	20.21	5.00	0.65	
FENCE ERECTOR	All	ALL		46.89	48.89	1.5	1.5	2.0	2.0	13.68	17.42	0.00	0.75	
GLAZIER	All	BLD		48.75	50.25	1.5	2.0	2.0	2.0	15.19	24.43	0.00	1.70	
HEAT/FROST INSULATOR	All	BLD		52.80	55.97	1.5	1.5	2.0	2.0	14.77	16.76	0.00	0.86	
IRON WORKER	All	ALL		55.81	57.81	2.0	2.0	2.0	2.0	16.05	25.31	0.00	0.49	
LABORER	All	ALL		47.40	48.15	1.5	1.5	2.0	2.0	17.05	15.21	0.00	0.90	
LATHER	All	ALL		52.01	54.01	1.5	1.5	2.0	2.0	11.79	24.76	1.50	0.80	
MACHINIST	All	BLD		53.18	57.18	1.5	1.5	2.0	2.0	9.93	8.95	1.85	1.47	
MARBLE FINISHER	All	ALL		38.00	51.41	1.5	1.5	2.0	2.0	12.10	19.60	0.00	0.60	
MARBLE SETTER	All	BLD		48.96	53.86	1.5	1.5	2.0	2.0	12.10	21.03	0.00	0.78	
MATERIAL TESTER I	All	ALL		37.40		1.5	1.5	2.0	2.0	17.05	15.21	0.00	0.90	
MATERIALS TESTER II	All	ALL		42.40		1.5	1.5	2.0	2.0	17.05	15.21	0.00	0.90	
MILLWRIGHT	All	ALL		52.01	54.01	1.5	1.5	2.0	2.0	11.79	24.76	1.50	0.80	
OPERATING ENGINEER	All	BLD	1	55.10	59.10	2.0	2.0	2.0	2.0	22.15	19.30	2.00	2.55	
OPERATING ENGINEER	All	BLD	2	53.80	59.10	2.0	2.0	2.0	2.0	22.15	19.30	2.00	2.55	
OPERATING ENGINEER	All	BLD	3	51.25	59.10	2.0	2.0	2.0	2.0	22.15	19.30	2.00	2.55	
OPERATING ENGINEER	All	BLD	4	49.50	59.10	2.0	2.0	2.0	2.0	22.15	19.30	2.00	2.55	
OPERATING ENGINEER	All	BLD	5	58.85	59.10	2.0	2.0	2.0	2.0	22.15	19.30	2.00	2.55	

Attachment: _4798.056 Contract Specifications - Pavement Patching FINAL (O-2023-18 : 2023 Pavement Patching Project Award)

OPERATING ENGINEER	All	BLD	6	56.10	59.10	2.0	2.0	2.0	2.0	22.15	19.30	2.00	2.55
OPERATING ENGINEER	All	BLD	7	58.10	59.10	2.0	2.0	2.0	2.0	22.15	19.30	2.00	2.55
OPERATING ENGINEER	All	FLT	1	61.10	61.10	1.5	1.5	2.0	2.0	21.40	18.60	2.00	2.40
OPERATING ENGINEER	All	FLT	2	59.60	61.10	1.5	1.5	2.0	2.0	21.40	18.60	2.00	2.40
OPERATING ENGINEER	All	FLT	3	58.10	61.10	1.5	1.5	2.0	2.0	21.40	18.60	2.00	2.40
OPERATING ENGINEER	All	FLT	4	53.60	61.10	1.5	1.5	2.0	2.0	21.40	18.60	2.00	2.40
OPERATING ENGINEER	All	FLT	5	62.60	61.10	1.5	1.5	2.0	2.0	21.40	18.60	2.00	2.40
OPERATING ENGINEER	All	FLT	6	41.00	61.10	1.5	1.5	2.0	2.0	21.40	18.60	2.00	2.40
OPERATING ENGINEER	All	HWY	1	53.30	57.30	1.5	1.5	2.0	2.0	22.15	19.30	2.00	2.55
OPERATING ENGINEER	All	HWY	2	52.75	57.30	1.5	1.5	2.0	2.0	22.15	19.30	2.00	2.55
OPERATING ENGINEER	All	HWY	3	50.70	57.30	1.5	1.5	2.0	2.0	22.15	19.30	2.00	2.55
OPERATING ENGINEER	All	HWY	4	49.30	57.30	1.5	1.5	2.0	2.0	22.15	19.30	2.00	2.55
OPERATING ENGINEER	All	HWY	5	48.10	57.30	1.5	1.5	2.0	2.0	22.15	19.30	2.00	2.55
OPERATING ENGINEER	All	HWY	6	56.30	57.30	1.5	1.5	2.0	2.0	22.15	19.30	2.00	2.55
OPERATING ENGINEER	All	HWY	7	54.30	57.30	1.5	1.5	2.0	2.0	22.15	19.30	2.00	2.55
ORNAMENTAL IRON WORKER	All	ALL		53.32	55.82	2.0	2.0	2.0	2.0	14.23	25.00	0.00	1.75
PAINTER	All	ALL		50.30	56.59	1.5	1.5	1.5	2.0	14.26	14.99	0.00	1.72
PAINTER - SIGNS	All	BLD		41.55	46.67	1.5	1.5	2.0	2.0	3.04	3.90	0.00	0.00
PILEDRIVER	All	ALL		52.01	54.01	1.5	1.5	2.0	2.0	11.79	24.76	1.50	0.80
PIPEFITTER	All	BLD		53.00	56.00	1.5	1.5	2.0	2.0	11.85	22.85	0.00	2.92
PLASTERER	All	BLD		47.75	50.62	1.5	1.5	2.0	2.0	17.08	19.18	0.00	1.00
PLUMBER	All	BLD		54.80	58.10	1.5	1.5	2.0	2.0	16.70	17.04	0.00	1.58
ROOFER	All	BLD		48.00	53.00	1.5	1.5	2.0	2.0	11.83	15.26	0.00	0.99
SHEETMETAL WORKER	All	BLD		49.10	53.03	1.5	1.5	2.0	2.0	13.53	28.20	0.00	1.00
SIGN HANGER	All	BLD		34.72	37.50	1.5	1.5	2.0	2.0	6.85	4.50	0.00	0.00
SPRINKLER FITTER	All	BLD		53.25	56.00	1.5	1.5	2.0	2.0	14.20	18.60	0.00	0.75
STEEL ERECTOR	All	ALL		55.81	57.81	2.0	2.0	2.0	2.0	16.05	25.31	0.00	0.49
STONE MASON	All	BLD		49.81	54.79	1.5	1.5	2.0	2.0	12.10	21.56	0.00	1.10
TERRAZZO FINISHER	All	BLD		45.57	45.57	1.5	1.5	2.0	2.0	12.25	17.14	0.00	1.03
TERRAZZO MECHANIC	All	BLD		49.41	52.91	1.5	1.5	2.0	2.0	12.25	18.60	0.00	1.07
TRAFFIC SAFETY WORKER I	All	HWY		39.30	40.90	1.5	1.5	2.0	2.0	9.65	9.10	0.00	0.10
TRAFFIC SAFETY WORKER II	ALL	HWY		40.30	41.90	1.5	1.5	2.0	2.0	9.65	9.10	0.00	0.10
TRUCK DRIVER	E	ALL	1	39.95	40.60	1.5	1.5	2.0	2.0	12.30	15.24	0.00	0.15
TRUCK DRIVER	E	ALL	2	40.20	40.60	1.5	1.5	2.0	2.0	12.30	15.24	0.00	0.15
TRUCK DRIVER	E	ALL	3	40.40	40.60	1.5	1.5	2.0	2.0	12.30	15.24	0.00	0.15
TRUCK DRIVER	E	ALL	4	40.60	40.60	1.5	1.5	2.0	2.0	12.30	15.24	0.00	0.15

TRUCK DRIVER	W	ALL	1	40.63	41.18	1.5	1.5	2.0	2.0	10.70	14.71	0.00	0.15
TRUCK DRIVER	W	ALL	2	40.78	41.18	1.5	1.5	2.0	2.0	10.70	14.71	0.00	0.15
TRUCK DRIVER	W	ALL	3	40.98	41.18	1.5	1.5	2.0	2.0	10.70	14.71	0.00	0.15
TRUCK DRIVER	W	ALL	4	41.18	41.18	1.5	1.5	2.0	2.0	10.70	14.71	0.00	0.15
TUCKPOINTER	All	BLD		49.53	50.53	1.5	1.5	2.0	2.0	9.04	21.06	0.00	1.07

Legend
Rg Region
Type Trade Type - All,Highway,Building,Floating,Oil & Chip,Rivers
C Class
Base Base Wage Rate
OT M-F Unless otherwise noted, OT pay is required for any hour greater than 8 worked each day, Mon through Fri. The number listed is the multiple of the base wage.
OT Sa Overtime pay required for every hour worked on Saturdays
OT Su Overtime pay required for every hour worked on Sundays
OT Hol Overtime pay required for every hour worked on Holidays
H/W Health/Welfare benefit
Vac Vacation
Trng Training
Other Ins Employer hourly cost for any other type(s) of insurance provided for benefit of worker.

Explanations COOK COUNTY

The following list is considered as those days for which holiday rates of wages for work performed apply: New Years Day, Memorial Day, Fourth of July, Labor Day, Thanksgiving Day, Christmas Day and Veterans Day in some classifications/counties. Generally, any of these holidays which fall on a Sunday is celebrated on the following Monday. This then makes work performe on that Monday payable at the appropriate overtime rate for holiday pay. Common practice in a given local may alter certain days of celebration. If in doubt, please check with IDOL.

TRUCK DRIVERS (WEST) - That part of the county West of Barrington Road.

EXPLANATION OF CLASSES

ASBESTOS - GENERAL - removal of asbestos material/mold and hazardous materials from any place in a building, including mechanical systems where those mechanical systems are to be removed. This includes the removal of asbestos materials/mold and hazardous materials from ductwork or pipes in a building when the building is to be demolished at the time or at some clo future date. ASBESTOS - MECHANICAL - removal of asbestos material from mechanical systems, such as pipes, ducts, and boilers, where the mechanical systems are to remain.

CERAMIC TILE FINISHER

The grouting, cleaning, and polishing of all classes of tile, whether for interior or exterior purposes, all burned, glazed or unglaze products; all composition materials, granite tiles, warning detectable tiles, cement tiles, epoxy composite materials, pavers, glass mosaics, fiberglass, and all substitute materials, for tile made in tile-like units; all mixtures in tile like form of cement, metals, anc other materials that are for and intended for use as a finished floor surface, stair treads, promenade roofs, walks, walls, ceilings, swimming pools, and all other places where tile is to form a finished interior or exterior. The mixing of all setting mortars including but not limited to thin-set mortars, epoxies, wall mud, and any other sand and cement mixtures or adhesives when

Attachment: _4798.056 Contract Specifications - Pavement Patching FINAL (O-2023-18 : 2023 Pavement Patching Project Award)

used in the preparation, installation, repair, or maintenance of tile and/or similar materials. The handling and unloading of all sand, cement, lime, tile, fixtures, equipment, adhesives, or any other materials to be used in the preparation, installation, repair, maintenance of tile and/or similar materials. Ceramic Tile Finishers shall fill all joints and voids regardless of method on all tile work, particularly and especially after installation of said tile work. Application of any and all protective coverings to all types of tile installations including, but not be limited to, all soap compounds, paper products, tapes, and all polyethylene coverings, plywood, masonite, cardboard, and any new type of products that may be used to protect tile installations, Blastrac equipment, and all floor scarifying equipment used in preparing floors to receive tile. The clean up and removal of all waste and materials. All demolition of existing tile floors and walls to be re-tiled.

COMMUNICATIONS ELECTRICIAN

Installation, operation, inspection, maintenance, repair and service of radio, television, recording, voice sound vision production and reproduction, telephone and telephone interconnect, facsimile, data apparatus, coaxial, fibre optic and wireless equipment, appliances and systems used for the transmission and reception of signals of any nature, business, domestic, commercial, education, entertainment, and residential purposes, including but not limited to, communication and telephone, electronic and sound equipment, fibre optic and data communication systems, and the performance of any task directly related to such installation or service whether at new or existing sites, such tasks to include the placing of wire and cable and electrical power conduit or other raceway work within the equipment room and pulling wire and/or cable through conduit and the installation o any incidental conduit, such that the employees covered hereby can complete any job in full.

MARBLE FINISHER

Loading and unloading trucks, distribution of all materials (all stone, sand, etc.), stocking of floors with material, performing all rigging for heavy work, the handling of all material that may be needed for the installation of such materials, building of scaffolding, polishing if needed, patching, waxing of material if damaged, pointing up, caulking, grouting and cleaning of marbl holding water on diamond or Carborundum blade or saw for setters cutting, use of tub saw or any other saw needed for preparation of material, drilling of holes for wires that anchor material set by setters, mixing up of molding plaster for installatio of material, mixing up thin set for the installation of material, mixing up of sand to cement for the installation of material and such other work as may be required in helping a Marble Setter in the handling of all material in the erection or installation of interior marble, slate, travertine, art marble, serpentine, alberene stone, blue stone, granite and other stones (meaning as to stor any foreign or domestic materials as are specified and used in building interiors and exteriors and customarily known as stone i the trade), carrara, sanionyx, vitrolite and similar opaque glass and the laying of all marble tile, terrazzo tile, slate tile and precas tile, steps, risers treads, base, or any other materials that may be used as substitutes for any of the aforementioned materials an which are used on interior and exterior which are installed in a similar manner.

MATERIAL TESTER I: Hand coring and drilling for testing of materials; field inspection of uncured concrete and asphalt.

MATERIAL TESTER II: Field inspection of welds, structural steel, fireproofing, masonry, soil, facade, reinforcing steel, formwork, cured concrete, and concrete and asphalt batch plants; adjusting proportions of bituminous mixtures.

OPERATING ENGINEER - BUILDING

Class 1. Asphalt Plant; Asphalt Spreader; Autograde; Backhoes with Caisson Attachment; Batch Plant; Benoto (requires Two Engineers); Boiler and Throttle Valve; Caisson Rigs; Central Redi-Mix Plant; Combination Back Hoe Front End-loader Machine; Compressor and Throttle Valve; Concrete Breaker (Truck Mounted); Concrete Conveyor; Concrete Conveyor (Truck Mounted); Concrete Paver Over 27E cu. ft; Concrete Paver 27E cu. ft. and Under: Concrete Placer; Concrete Placing Boom; Concrete Pump (Truck Mounted); Concrete Tower; Cranes, All; Cranes, Hammerhead; Cranes, (GCI and similar Type); Creter Crane; Spider Crane; Crusher, Stone, etc.; Derricks, All; Derricks, Traveling; Formless Curb and Gutter Machine; Grader, Elevating; Grouting Machines; Heavy Duty Self-Propelled Transporter or Prime Mover; Highlift Shovels or Front Endloader 2-1/4 yd. and over; Hoists, Elevators outside type rack and pinion and similar machines; Hoists, One, Two and Three Drum; Hoists, Two Tugger One Floor; Hydraulic

Attachment: _4798.056 Contract Specifications - Pavement Patching FINAL (O-2023-18 : 2023 Pavement Patching Project Award)

Backhoes; Hydraulic Boom Trucks; Hydro Vac (and similar equipment); Locomotives, All; Motor Patrol; Lubrication Technician; Manipulators; Pile Drivers and Skid Rig; Post Hole Digger; Pre-Stress Machine; Pump Cretes Dual Ram; Pump Cretes: Squeeze Cretes-Screw Type Pumps; Gypsum Bulker and Pump; Raised and Blind Hole Drill; Roto Mill Grinder; Scoops - Tractor Drawn; Sli Form Paver; Straddle Buggies; Operation of Tie Back Machine; Tournapull; Tractor with Boom and Side Boom; Trenching Machines.

Class 2. Boilers; Broom, All Power Propelled; Bulldozers; Concrete Mixer (Two Bag and Over); Conveyor, Portable; Forklift Trucks; Highlift Shovels or Front Endloaders under 2-1/4 yd.; Hoists, Automatic; Hoists, Inside Elevators; Hoists, Sewer Dragging Machin Hoists, Tugger Single Drum; Laser Screed; Rock Drill (Self-Propelled); Rock Drill (Truck Mounted); Rollers, All; Steam Generators; Tractors, All; Tractor Drawn Vibratory Roller; Winch Trucks with "A" Frame.

Class 3. Air Compressor; Combination Small Equipment Operator; Generators; Heaters, Mechanical; Hoists, Inside Elevators (remodeling or renovation work); Hydraulic Power Units (Pile Driving, Extracting, and Drilling); Pumps, over 3" (1 to 3 not to exceed a total of 300 ft.); Low Boys; Pumps, Well Points; Welding Machines (2 through 5); Winches, 4 Small Electric Drill Winches

Class 4. Bobcats and/or other Skid Steer Loaders; Oilers; and Brick Forklift.

Class 5. Assistant Craft Foreman.

Class 6. Gradall.

Class 7. Mechanics; Welders.

OPERATING ENGINEERS - HIGHWAY CONSTRUCTION

Class 1. Asphalt Plant; Asphalt Heater and Planer Combination; Asphalt Heater Scarfire; Asphalt Spreader; Autograder/GOMACC or other similar type machines: ABG Paver; Backhoes with Caisson Attachment; Ballast Regulator; Belt Loader; Caisson Rigs; Car Dumper; Central Redi-Mix Plant; Combination Backhoe Front Endloader Machine, (1 cu. yd. Backhoe Bucket or over or with attachments); Concrete Breaker (Truck Mounted); Concrete Conveyor; Concrete Paver over 27E cu. ft.; Concrete Placer; Concrete Tube Float; Cranes, all attachments; Cranes, Tower Cranes of all types: Creter Crane: Spider Crane; Crusher, Stone, etc.; Derricks, All; Derrick Boats; Derricks, Traveling; Dredges; Elevators, Outside type Rack & Pinion and Similar Machines; Formless Curb and Gutter Machine; Grader, Elevating; Grader, Motor Grader, Motor Patrol, Auto Patrol, Form Grader, Pull Grader, Subgrader; Guard Rail Post Driver Truck Mounted; Hoists, One, Two and Three Drum; Heavy Duty Self-Propelled Transporter or Prime Mover; Hydraulic Backhoes; Backhoes with shear attachments up to 40' of boom reach; Lubrication Technician; Manipulators; Mucking Machine; Pile Drivers and Skid Rig; Pre-Stress Machine; Pump Cretes Dual Ram; Rock Drill - Crawler or Skid Rig; Rock Drill - Truc Mounted; Rock/Track Tamper; Roto Mill Grinder; Slip-Form Paver; Snow Melters; Soil Test Drill Rig (Truck Mounted); Straddle Buggies; Hydraulic Telescoping Form (Tunnel); Operation of Tieback Machine; Tractor Drawn Belt Loader; Tractor Drawn Belt Loader (with attached pusher - two engineers); Tractor with Boom; Tractaire with Attachments; Traffic Barrier Transfer Machine; Trenching; Truck Mounted Concrete Pump with Boom; Raised or Blind Hole Drills (Tunnel Shaft); Underground Boring and/or Mining Machines 5 ft. in diameter and over tunnel, etc; Underground Boring and/or Mining Machines under 5 ft. in diameter; Wheel Excavator; Widener (APSCO).

Class 2. Batch Plant; Bituminous Mixer; Boiler and Throttle Valve; Bulldozers; Car Loader Trailing Conveyors; Combination Backhc Front Endloader Machine (Less than 1 cu. yd. Backhoe Bucket or over or with attachments); Compressor and Throttle Valve; Compressor, Common Receiver (3); Concrete Breaker or Hydro Hammer; Concrete Grinding Machine; Concrete Mixer or Paver 7 Series to and including 27 cu. ft.; Concrete Spreader; Concrete Curing Machine, Burlap Machine, Belting Machine and Sealing Machine; Concrete Wheel Saw; Conveyor Muck Cars (Haglund or Similar Type); Drills, All; Finishing Machine - Concrete; Highlift Shovels or Front Endloader; Hoist - Sewer Dragging Machine; Hydraulic Boom Trucks (All Attachments); Hydro-Blaster; Hydro Excavating (excluding hose work); Laser Screed; All Locomotives, Dinky; Off-Road Hauling Units (including articulating) Non Self Loading Ejection Dump; Pump Cretes: Squeeze Cretes - Screw Type Pumps, Gypsum Bulker and Pump; Roller, Asphalt; Rotary

Snow Plows; Rototiller, Seaman, etc., self-propelled; Self-Propelled Compactor; Spreader - Chip - Stone, etc.; Scraper - Single/Tw Engine/Push and Pull; Scraper - Prime Mover in Tandem (Regardless of Size); Tractors pulling attachments, Sheeps Foot, Disc, Compactor, etc.; Tug Boats.

Class 3. Boilers; Brooms, All Power Propelled; Cement Supply Tender; Compressor, Common Receiver (2); Concrete Mixer (Two Bag and Over); Conveyor, Portable; Farm-Type Tractors Used for Mowing, Seeding, etc.; Forklift Trucks; Grouting Machine; Hoist Automatic; Hoists, All Elevators; Hoists, Tugger Single Drum; Jeep Diggers; Low Boys; Pipe Jacking Machines; Post-Hole Digger; Power Saw, Concrete Power Driven; Pug Mills; Rollers, other than Asphalt; Seed and Straw Blower; Steam Generators; Stump Machine; Winch Trucks with "A" Frame; Work Boats; Tamper-Form-Motor Driven.

Class 4. Air Compressor; Combination - Small Equipment Operator; Directional Boring Machine; Generators; Heaters, Mechanica Hydraulic Power Unit (Pile Driving, Extracting, or Drilling); Light Plants, All (1 through 5); Pumps, over 3" (1 to 3 not to exceed a total of 300 ft.); Pumps, Well Points; Vacuum Trucks (excluding hose work); Welding Machines (2 through 5); Winches, 4 Small Electric Drill Winches.

Class 5. SkidSteer Loader (all); Brick Forklifts; Oilers.

Class 6. Field Mechanics and Field Welders

Class 7. Dowell Machine with Air Compressor; Gradall and machines of like nature.

OPERATING ENGINEER - FLOATING

Class 1. Craft Foreman; Master Mechanic; Diver/Wet Tender; Engineer; Engineer (Hydraulic Dredge).

Class 2. Crane/Backhoe Operator; Boat Operator with towing endorsement; Mechanic/Welder; Assistant Engineer (Hydraulic Dredge); Leverman (Hydraulic Dredge); Diver Tender.

Class 3. Deck Equipment Operator, Machineryman, Maintenance of Crane (over 50 ton capacity) or Backhoe (115,000 lbs. or more); Tug/Launch Operator; Loader/Dozer and like equipment on Barge, Breakwater Wall, Slip/Dock, or Scow, Deck Machinery, etc.

Class 4. Deck Equipment Operator, Machineryman/Fireman (4 Equipment Units or More); Off Road Trucks; Deck Hand, Tug Engineer, Crane Maintenance (50 Ton Capacity and Under) or Backhoe Weighing (115,000 pounds or less); Assistant Tug Operator.

Class 5. Friction or Lattice Boom Cranes.

Class 6. ROV Pilot, ROV Tender

TERRAZZO FINISHER

The handling of sand, cement, marble chips, and all other materials that may be used by the Mosaic Terrazzo Mechanic, and the mixing, grinding, grouting, cleaning and sealing of all Marble, Mosaic, and Terrazzo work, floors, base, stairs, and wainscoting by hand or machine, and in addition, assisting and aiding Marble, Masonic, and Terrazzo Mechanics.

TRAFFIC SAFETY Worker I

Traffic Safety Worker I - work associated with the delivery, installation, pick-up and servicing of safety devices during periods of roadway construction, including such work as set-up and maintenance of barricades, barrier wall reflectors, drums, cones, delineators, signs, crash attenuators, glare screen and other such items, and the layout and application or removal of conflicting and/or temporary roadway markings utilized to control traffic in construction zones, as well as flagging for these operations.

TRAFFIC SAFETY WORKER II

Work associated with the installation and removal of permanent pavement markings and/or pavement markers including both installations performed by hand and installations performed by truck.

TRUCK DRIVER - BUILDING, HEAVY AND HIGHWAY CONSTRUCTION - EAST & WEST

Class 1. Two or three Axle Trucks. A-frame Truck when used for transportation purposes; Air Compressors and Welding Machines, including those pulled by cars, pick-up trucks and tractors; Ambulances; Batch Gate Lockers; Batch Hopperman; Car and Truck Washers; Carry-alls; Fork Lifts and Hoisters; Helpers; Mechanics Helpers and Greasers; Oil Distributors 2-man operation; Pavement Breakers; Pole Trailer, up to 40 feet; Power Mower Tractors; Self-propelled Chip Spreader; Skipman; Slurry Trucks, 2-man operation; Slurry Truck Conveyor Operation, 2 or 3 man; Teamsters; Unskilled Dumpman; and Truck Drivers hauling warning lights, barricades, and portable toilets on the job site.

Class 2. Four axle trucks; Dump Crets and Adgetors under 7 yards; Dumpsters, Track Trucks, Euclids, Hug Bottom Dump Turnapulls or Turnatrailers when pulling other than self-loading equipment or similar equipment under 16 cubic yards; Mixer Trucks under 7 yards; Ready-mix Plant Hopper Operator, and Winch Trucks, 2 Axles.

Class 3. Five axle trucks; Dump Crets and Adgetors 7 yards and over; Dumpsters, Track Trucks, Euclids, Hug Bottom Dump Turnatrailers or turnapulls when pulling other than self-loading equipment or similar equipment over 16 cubic yards; Explosives and/or Fission Material Trucks; Mixer Trucks 7 yards or over; Mobile Cranes while in transit; Oil Distributors, 1-man operation; Pole Trailer, over 40 feet; Pole and Expandable Trailers hauling material over 50 feet long; Slurry trucks, 1-man operation; Winch trucks, 3 axles or more; Mechanic--Truck Welder and Truck Painter.

Class 4. Six axle trucks; Dual-purpose vehicles, such as mounted crane trucks with hoist and accessories; Foreman; Master Mechanic; Self-loading equipment like P.B. and trucks with scoops on the front.

Other Classifications of Work:

For definitions of classifications not otherwise set out, the Department generally has on file such definitions which are available If a task to be performed is not subject to one of the classifications of pay set out, the Department will upon being contacted state which neighboring county has such a classification and provide such rate, such rate being deemed to exist by reference in this document. If no neighboring county rate applies to the task, the Department shall undertake a special determination, such special determination being then deemed to have existed under this determination. If a project requires these, or any classification not listed, please contact IDOL at 217-782-1710 for wage rates or clarifications.

LANDSCAPING

Landscaping work falls under the existing classifications for laborer, operating engineer and truck driver. The work performed b landscape plantsman and landscape laborer is covered by the existing classification of laborer. The work performed by landscape operators (regardless of equipment used or its size) is covered by the classifications of operating engineer. The worl performed by landscape truck drivers (regardless of size of truck driven) is covered by the classifications of truck driver.

MATERIAL TESTER & MATERIAL TESTER/INSPECTOR I AND II

Notwithstanding the difference in the classification title, the classification entitled "Material Tester I" involves the same job dutie as the classification entitled "Material Tester/Inspector I". Likewise, the classification entitled "Material Tester II" involves the sam job duties as the classification entitled "Material Tester/Inspector II".

Attachment: _4798.056 Contract Specifications - Pavement Patching FINAL (O-2023-18 : 2023 Pavement Patching Project Award)

Lake County Prevailing Wage Rates posted on 12/1/2022

Trade Title	Rg	Type	C	Base	Foreman	Overtime M-F	Overtime Sa	Overtime Su	Overtime Hol	H/W	Pension	Vac	Trng	Othe Ins
ASBESTOS ABT-GEN	All	ALL		47.40	48.40	1.5	1.5	2.0	2.0	17.05	15.21	0.00	0.90	
ASBESTOS ABT-MEC	All	BLD		39.60	42.77	1.5	1.5	2.0	2.0	14.77	13.59	0.00	0.86	
BOILERMAKER	All	BLD		53.66	58.48	2.0	2.0	2.0	2.0	6.97	23.69	0.00	2.67	
BRICK MASON	All	BLD		49.81	54.79	1.5	1.5	2.0	2.0	12.10	21.56	0.00	1.10	
CARPENTER	All	ALL		52.01	54.01	1.5	1.5	2.0	2.0	11.79	24.76	1.50	0.80	
CEMENT MASON	All	ALL		48.00	50.00	2.0	1.5	2.0	2.0	11.65	28.36	0.00	0.55	
CERAMIC TILE FINISHER	All	BLD		44.18	44.18	1.5	1.5	2.0	2.0	12.25	14.77	0.00	1.00	
CERAMIC TILE LAYER	All	BLD		51.44	55.44	1.5	1.5	2.0	2.0	12.25	18.48	0.00	1.08	
COMMUNICATION TECHNICIAN	All	BLD		41.20	44.00	1.5	1.5	2.0	2.0	13.82	18.94	2.16	0.93	
ELECTRIC PWR EQMT OP	All	ALL		47.56	64.89	1.5	1.5	2.0	2.0	7.00	13.32	0.00	1.19	1
ELECTRIC PWR GRNDMAN	All	ALL		36.53	64.89	1.5	1.5	2.0	2.0	7.00	10.23	0.00	0.92	1
ELECTRIC PWR LINEMAN	All	ALL		57.17	64.89	1.5	1.5	2.0	2.0	7.00	16.01	0.00	1.43	1
ELECTRIC PWR TRK DRV	All	ALL		37.86	64.89	1.5	1.5	2.0	2.0	7.00	10.61	0.00	0.95	1
ELECTRICIAN	All	BLD		43.02	47.27	1.5	1.5	2.0	2.0	15.12	25.79	6.55	0.71	
ELEVATOR CONSTRUCTOR	All	BLD		62.47	70.28	2.0	2.0	2.0	2.0	16.03	20.21	5.00	0.65	
FENCE ERECTOR	All	ALL		46.89	48.89	1.5	1.5	2.0	2.0	13.68	17.42	0.00	0.75	
GLAZIER	All	BLD		48.75	50.25	1.5	2.0	2.0	2.0	15.19	24.43	0.00	1.70	
HEAT/FROST INSULATOR	All	BLD		52.80	55.97	1.5	1.5	2.0	2.0	14.77	16.76	0.00	0.86	
IRON WORKER	All	ALL		55.81	57.81	2.0	2.0	2.0	2.0	16.05	25.31	0.00	0.49	
LABORER	All	ALL		47.40	48.15	1.5	1.5	2.0	2.0	17.05	15.21	0.00	0.90	
LATHER	All	ALL		52.01	54.01	1.5	1.5	2.0	2.0	11.79	24.76	1.50	0.80	
MACHINIST	All	BLD		53.18	57.18	1.5	1.5	2.0	2.0	9.93	8.95	1.85	1.47	
MARBLE FINISHER	All	ALL		38.00	51.41	1.5	1.5	2.0	2.0	12.10	19.60	0.00	0.60	
MARBLE SETTER	All	BLD		48.96	53.86	1.5	1.5	2.0	2.0	12.10	21.03	0.00	0.78	
MATERIAL TESTER I	All	ALL		37.40		1.5	1.5	2.0	2.0	17.05	15.21	0.00	0.90	
MATERIALS TESTER II	All	ALL		42.40		1.5	1.5	2.0	2.0	17.05	15.21	0.00	0.90	
MILLWRIGHT	All	ALL		52.01	54.01	1.5	1.5	2.0	2.0	11.79	24.76	1.50	0.80	
OPERATING ENGINEER	All	BLD	1	55.10	59.10	2.0	2.0	2.0	2.0	22.15	19.30	2.00	2.55	
OPERATING ENGINEER	All	BLD	2	53.80	59.10	2.0	2.0	2.0	2.0	22.15	19.30	2.00	2.55	
OPERATING ENGINEER	All	BLD	3	51.25	59.10	2.0	2.0	2.0	2.0	22.15	19.30	2.00	2.55	
OPERATING ENGINEER	All	BLD	4	49.50	59.10	2.0	2.0	2.0	2.0	22.15	19.30	2.00	2.55	

Attachment: _4798.056 Contract Specifications - Pavement Patching FINAL (O-2023-18 : 2023 Pavement Patching Project Award)

OPERATING ENGINEER	All	BLD	5	58.85	59.10	2.0	2.0	2.0	2.0	22.15	19.30	2.00	2.55
OPERATING ENGINEER	All	BLD	6	56.10	59.10	2.0	2.0	2.0	2.0	22.15	19.30	2.00	2.55
OPERATING ENGINEER	All	BLD	7	58.10	59.10	2.0	2.0	2.0	2.0	22.15	19.30	2.00	2.55
OPERATING ENGINEER	All	FLT	1	61.10	61.10	1.5	1.5	2.0	2.0	21.40	18.60	2.00	2.40
OPERATING ENGINEER	All	FLT	2	59.60	61.10	1.5	1.5	2.0	2.0	21.40	18.60	2.00	2.40
OPERATING ENGINEER	All	FLT	3	58.10	61.10	1.5	1.5	2.0	2.0	21.40	18.60	2.00	2.40
OPERATING ENGINEER	All	FLT	4	53.60	61.10	1.5	1.5	2.0	2.0	21.40	18.60	2.00	2.40
OPERATING ENGINEER	All	FLT	5	62.60	61.10	1.5	1.5	2.0	2.0	21.40	18.60	2.00	2.40
OPERATING ENGINEER	All	FLT	6	41.00	61.10	1.5	1.5	2.0	2.0	21.40	18.60	2.00	2.40
OPERATING ENGINEER	All	HWY	1	53.30	57.30	1.5	1.5	2.0	2.0	22.15	19.30	2.00	2.55
OPERATING ENGINEER	All	HWY	2	52.75	57.30	1.5	1.5	2.0	2.0	22.15	19.30	2.00	2.55
OPERATING ENGINEER	All	HWY	3	50.70	57.30	1.5	1.5	2.0	2.0	22.15	19.30	2.00	2.55
OPERATING ENGINEER	All	HWY	4	49.30	57.30	1.5	1.5	2.0	2.0	22.15	19.30	2.00	2.55
OPERATING ENGINEER	All	HWY	5	48.10	57.30	1.5	1.5	2.0	2.0	22.15	19.30	2.00	2.55
OPERATING ENGINEER	All	HWY	6	56.30	57.30	1.5	1.5	2.0	2.0	22.15	19.30	2.00	2.55
OPERATING ENGINEER	All	HWY	7	54.30	57.30	1.5	1.5	2.0	2.0	22.15	19.30	2.00	2.55
ORNAMENTAL IRON WORKER	All	ALL		53.32	55.82	2.0	2.0	2.0	2.0	14.23	25.00	0.00	1.75
PAINTER	All	ALL		50.30	56.59	1.5	1.5	1.5	2.0	14.26	14.99	0.00	1.72
PAINTER - SIGNS	All	BLD		41.55	46.67	1.5	1.5	2.0	2.0	3.04	3.90	0.00	0.00
PILEDRIVER	All	ALL		52.01	54.01	1.5	1.5	2.0	2.0	11.79	24.76	1.50	0.80
PIPEFITTER	All	BLD		53.00	56.00	1.5	1.5	2.0	2.0	11.85	22.85	0.00	2.92
PLASTERER	All	BLD		48.65	51.57	2.0	1.5	2.0	2.0	11.65	28.21	0.00	0.55
PLUMBER	All	BLD		54.80	58.10	1.5	1.5	2.0	2.0	16.70	17.04	0.00	1.58
ROOFER	All	BLD		48.00	53.00	1.5	1.5	2.0	2.0	11.83	15.26	0.00	0.99
SHEETMETAL WORKER	All	BLD		49.10	53.03	1.5	1.5	2.0	2.0	13.53	28.20	0.00	1.00
SIGN HANGER	All	BLD		34.72	37.50	1.5	1.5	2.0	2.0	6.85	4.50	0.00	0.00
SPRINKLER FITTER	All	BLD		53.25	56.00	1.5	1.5	2.0	2.0	14.20	18.60	0.00	0.75
STEEL ERECTOR	All	ALL		55.81	57.81	2.0	2.0	2.0	2.0	16.05	25.31	0.00	0.49
STONE MASON	All	BLD		49.81	54.79	1.5	1.5	2.0	2.0	12.10	21.56	0.00	1.10
TERRAZZO FINISHER	All	BLD		45.57	45.57	1.5	1.5	2.0	2.0	12.25	17.14	0.00	1.03
TERRAZZO MECHANIC	All	BLD		49.41	52.91	1.5	1.5	2.0	2.0	12.25	18.60	0.00	1.07
TRAFFIC SAFETY WORKER I	All	HWY		39.30	40.90	1.5	1.5	2.0	2.0	9.65	9.10	0.00	0.10
TRAFFIC SAFETY WORKER II	ALL	HWY		40.30	41.90	1.5	1.5	2.0	2.0	9.65	9.10	0.00	0.10
TRUCK DRIVER	All	ALL	1	42.09	42.64	1.5	1.5	2.0	2.0	11.80	11.75	0.00	0.15
TRUCK DRIVER	All	ALL	2	42.24	42.64	1.5	1.5	2.0	2.0	11.80	11.75	0.00	0.15
TRUCK DRIVER	All	ALL	3	42.44	42.64	1.5	1.5	2.0	2.0	11.80	11.75	0.00	0.15

TRUCK DRIVER	All	ALL	4	42.64	42.64	1.5	1.5	2.0	2.0	11.80	11.75	0.00	0.15
TUCKPOINTER	All	BLD		49.53	50.53	1.5	1.5	2.0	2.0	9.04	21.06	0.00	1.07

Legend
Rg Region
Type Trade Type - All,Highway,Building,Floating,Oil & Chip,Rivers
C Class
Base Base Wage Rate
OT M-F Unless otherwise noted, OT pay is required for any hour greater than 8 worked each day, Mon through Fri. The number listed is the multiple of the base wage.
OT Sa Overtime pay required for every hour worked on Saturdays
OT Su Overtime pay required for every hour worked on Sundays
OT Hol Overtime pay required for every hour worked on Holidays
H/W Health/Welfare benefit
Vac Vacation
Trng Training
Other Ins Employer hourly cost for any other type(s) of insurance provided for benefit of worker.

Explanations LAKE COUNTY

The following list is considered as those days for which holiday rates of wages for work performed apply: New Years Day, Memorial Day, Fourth of July, Labor Day, Thanksgiving Day, Christmas Day and Veterans Day in some classifications/counties. Generally, any of these holidays which fall on a Sunday is celebrated on the following Monday. This then makes work performe on that Monday payable at the appropriate overtime rate for holiday pay. Common practice in a given local may alter certain days of celebration. If in doubt, please check with IDOL.

EXPLANATION OF CLASSES

ASBESTOS - GENERAL - removal of asbestos material/mold and hazardous materials from any place in a building, including mechanical systems where those mechanical systems are to be removed. This includes the removal of asbestos materials/mold and hazardous materials from ductwork or pipes in a building when the building is to be demolished at the time or at some clo future date.

ASBESTOS - MECHANICAL - removal of asbestos material from mechanical systems, such as pipes, ducts, and boilers, where the mechanical systems are to remain.

CERAMIC TILE FINISHER

The grouting, cleaning, and polishing of all classes of tile, whether for interior or exterior purposes, all burned, glazed or unglaze products; all composition materials, granite tiles, warning detectable tiles, cement tiles, epoxy composite materials, pavers, glass mosaics, fiberglass, and all substitute materials, for tile made in tile-like units; all mixtures in tile like form of cement, metals, anc other materials that are for and intended for use as a finished floor surface, stair treads, promenade roofs, walks, walls, ceilings, swimming pools, and all other places where tile is to form a finished interior or exterior. The mixing of all setting mortars including but not limited to thin-set mortars, epoxies, wall mud, and any other sand and cement mixtures or adhesives when used in the preparation, installation, repair, or maintenance of tile and/or similar materials. The handling and unloading of all sand, cement, lime, tile, fixtures, equipment, adhesives, or any other materials to be used in the preparation, installation, repair, maintenance of tile and/or similar materials. Ceramic Tile Finishers shall fill all joints and voids regardless of method on all tile work, particularly and especially after installation of said tile work. Application of any and all protective coverings to all types of

Attachment: _4798.056 Contract Specifications - Pavement Patching FINAL (O-2023-18 : 2023 Pavement Patching Project Award)

tile installations including, but not be limited to, all soap compounds, paper products, tapes, and all polyethylene coverings, plywood, masonite, cardboard, and any new type of products that may be used to protect tile installations, Blastrac equipment, and all floor scarifying equipment used in preparing floors to receive tile. The clean up and removal of all waste and materials. All demolition of existing tile floors and walls to be re-tiled.

COMMUNICATION TECHNICIAN

Low voltage construction, installation, maintenance and removal of telecommunication facilities (voice, sound, data and video) including outside plant, telephone, security systems and data inside wire, interconnect, terminal equipment, central offices, PAB fiber optic cable and equipment, micro waves, V-SAT, bypass, CATV, WAN (wide area network), LAN (local area networks), and ISDN (integrated system digital network), pulling of wire in raceways, but not the installation of raceways.

MARBLE FINISHER

Loading and unloading trucks, distribution of all materials (all stone, sand, etc.), stocking of floors with material, performing all rigging for heavy work, the handling of all material that may be needed for the installation of such materials, building of scaffolding, polishing if needed, patching, waxing of material if damaged, pointing up, caulking, grouting and cleaning of marbl holding water on diamond or Carborundum blade or saw for setters cutting, use of tub saw or any other saw needed for preparation of material, drilling of holes for wires that anchor material set by setters, mixing up of molding plaster for installatio of material, mixing up thin set for the installation of material, mixing up of sand to cement for the installation of material and such other work as may be required in helping a Marble Setter in the handling of all material in the erection or installation of interior marble, slate, travertine, art marble, serpentine, alberene stone, blue stone, granite and other stones (meaning as to stor any foreign or domestic materials as are specified and used in building interiors and exteriors and customarily known as stone i the trade), carrara, sanionyx, vitrolite and similar opaque glass and the laying of all marble tile, terrazzo tile, slate tile and precas tile, steps, risers treads, base, or any other materials that may be used as substitutes for any of the aforementioned materials an which are used on interior and exterior which are installed in a similar manner.

MATERIAL TESTER I: Hand coring and drilling for testing of materials; field inspection of uncured concrete and asphalt.

MATERIAL TESTER II: Field inspection of welds, structural steel, fireproofing, masonry, soil, facade, reinforcing steel, formwork, cured concrete, and concrete and asphalt batch plants; adjusting proportions of bituminous mixtures.

OPERATING ENGINEER - BUILDING

Class 1. Asphalt Plant; Asphalt Spreader; Autograde; Backhoes with Caisson Attachment; Batch Plant; Benoto (requires Two Engineers); Boiler and Throttle Valve; Caisson Rigs; Central Redi-Mix Plant; Combination Back Hoe Front End-loader Machine; Compressor and Throttle Valve; Concrete Breaker (Truck Mounted); Concrete Conveyor; Concrete Conveyor (Truck Mounted); Concrete Paver Over 27E cu. ft; Concrete Paver 27E cu. ft. and Under: Concrete Placer; Concrete Placing Boom; Concrete Pump (Truck Mounted); Concrete Tower; Cranes, All; Cranes, Hammerhead; Cranes, (GCI and similar Type); Creter Crane; Spider Crane; Crusher, Stone, etc.; Derricks, All; Derricks, Traveling; Formless Curb and Gutter Machine; Grader, Elevating; Grouting Machines; Heavy Duty Self-Propelled Transporter or Prime Mover; Highlift Shovels or Front Endloader 2-1/4 yd. and over; Hoists, Elevators outside type rack and pinion and similar machines; Hoists, One, Two and Three Drum; Hoists, Two Tugger One Floor; Hydraulic Backhoes; Hydraulic Boom Trucks; Hydro Vac (and similar equipment); Locomotives, All; Motor Patrol; Lubrication Technician; Manipulators; Pile Drivers and Skid Rig; Post Hole Digger; Pre-Stress Machine; Pump Cretes Dual Ram; Pump Cretes: Squeeze Cretes-Screw Type Pumps; Gypsum Bulker and Pump; Raised and Blind Hole Drill; Roto Mill Grinder; Scoops - Tractor Drawn; Sli Form Paver; Straddle Buggies; Operation of Tie Back Machine; Tournapull; Tractor with Boom and Side Boom; Trenching Machines.

Class 2. Boilers; Broom, All Power Propelled; Bulldozers; Concrete Mixer (Two Bag and Over); Conveyor, Portable; Forklift Trucks; Highlift Shovels or Front Endloaders under 2-1/4 yd.; Hoists, Automatic; Hoists, Inside Elevators; Hoists, Sewer Dragging Machin

Attachment: _4798.056 Contract Specifications - Pavement Patching FINAL (O-2023-18 : 2023 Pavement Patching Project Award)

Hoists, Tugger Single Drum; Laser Screed; Rock Drill (Self-Propelled); Rock Drill (Truck Mounted); Rollers, All; Steam Generators; Tractors, All; Tractor Drawn Vibratory Roller; Winch Trucks with "A" Frame.

Class 3. Air Compressor; Combination Small Equipment Operator; Generators; Heaters, Mechanical; Hoists, Inside Elevators (remodeling or renovation work); Hydraulic Power Units (Pile Driving, Extracting, and Drilling); Pumps, over 3" (1 to 3 not to exceed a total of 300 ft.); Low Boys; Pumps, Well Points; Welding Machines (2 through 5); Winches, 4 Small Electric Drill Winches

Class 4. Bobcats and/or other Skid Steer Loaders; Oilers; and Brick Forklift.

Class 5. Assistant Craft Foreman.

Class 6. Gradall.

Class 7. Mechanics; Welders.

OPERATING ENGINEERS - HIGHWAY CONSTRUCTION

Class 1. Asphalt Plant; Asphalt Heater and Planer Combination; Asphalt Heater Scarfire; Asphalt Spreader; Autograder/GOMACC or other similar type machines: ABG Paver; Backhoes with Caisson Attachment; Ballast Regulator; Belt Loader; Caisson Rigs; Car Dumper; Central Redi-Mix Plant; Combination Backhoe Front Endloader Machine, (1 cu. yd. Backhoe Bucket or over or with attachments); Concrete Breaker (Truck Mounted); Concrete Conveyor; Concrete Paver over 27E cu. ft.; Concrete Placer; Concrete Tube Float; Cranes, all attachments; Cranes, Tower Cranes of all types: Creter Crane: Spider Crane; Crusher, Stone, etc.; Derricks, All; Derrick Boats; Derricks, Traveling; Dredges; Elevators, Outside type Rack & Pinion and Similar Machines; Formless Curb and Gutter Machine; Grader, Elevating; Grader, Motor Grader, Motor Patrol, Auto Patrol, Form Grader, Pull Grader, Subgrader; Guard Rail Post Driver Truck Mounted; Hoists, One, Two and Three Drum; Heavy Duty Self-Propelled Transporter or Prime Mover; Hydraulic Backhoes; Backhoes with shear attachments up to 40' of boom reach; Lubrication Technician; Manipulators; Mucking Machine; Pile Drivers and Skid Rig; Pre-Stress Machine; Pump Cretes Dual Ram; Rock Drill - Crawler or Skid Rig; Rock Drill - Truc Mounted; Rock/Track Tamper; Roto Mill Grinder; Slip-Form Paver; Snow Melters; Soil Test Drill Rig (Truck Mounted); Straddle Buggies; Hydraulic Telescoping Form (Tunnel); Operation of Tieback Machine; Tractor Drawn Belt Loader; Tractor Drawn Belt Loader (with attached pusher - two engineers); Tractor with Boom; Tractaire with Attachments; Traffic Barrier Transfer Machine; Trenching; Truck Mounted Concrete Pump with Boom; Raised or Blind Hole Drills (Tunnel Shaft); Underground Boring and/or Mining Machines 5 ft. in diameter and over tunnel, etc; Underground Boring and/or Mining Machines under 5 ft. in diameter; Wheel Excavator; Widener (APSCO).

Class 2. Batch Plant; Bituminous Mixer; Boiler and Throttle Valve; Bulldozers; Car Loader Trailing Conveyors; Combination Backho Front Endloader Machine (Less than 1 cu. yd. Backhoe Bucket or over or with attachments); Compressor and Throttle Valve; Compressor, Common Receiver (3); Concrete Breaker or Hydro Hammer; Concrete Grinding Machine; Concrete Mixer or Paver 7 Series to and including 27 cu. ft.; Concrete Spreader; Concrete Curing Machine, Burlap Machine, Belting Machine and Sealing Machine; Concrete Wheel Saw; Conveyor Muck Cars (Haglund or Similar Type); Drills, All; Finishing Machine - Concrete; Highlift Shovels or Front Endloader; Hoist - Sewer Dragging Machine; Hydraulic Boom Trucks (All Attachments); Hydro-Blaster; Hydro Excavating (excluding hose work); Laser Screed; All Locomotives, Dinky; Off-Road Hauling Units (including articulating) Non Self Loading Ejection Dump; Pump Cretes: Squeeze Cretes - Screw Type Pumps, Gypsum Bulker and Pump; Roller, Asphalt; Rotary Snow Plows; Rototiller, Seaman, etc., self-propelled; Self-Propelled Compactor; Spreader - Chip - Stone, etc.; Scraper - Single/Tw Engine/Push and Pull; Scraper - Prime Mover in Tandem (Regardless of Size); Tractors pulling attachments, Sheeps Foot, Disc, Compactor, etc.; Tug Boats.

Class 3. Boilers; Brooms, All Power Propelled; Cement Supply Tender; Compressor, Common Receiver (2); Concrete Mixer (Two Bag and Over); Conveyor, Portable; Farm-Type Tractors Used for Mowing, Seeding, etc.; Forklift Trucks; Grouting Machine; Hoist Automatic; Hoists, All Elevators; Hoists, Tugger Single Drum; Jeep Diggers; Low Boys; Pipe Jacking Machines; Post-Hole Digger; Power Saw, Concrete Power Driven; Pug Mills; Rollers, other than Asphalt; Seed and Straw Blower; Steam Generators; Stump

Machine; Winch Trucks with "A" Frame; Work Boats; Tamper-Form-Motor Driven.

Class 4. Air Compressor; Combination - Small Equipment Operator; Directional Boring Machine; Generators; Heaters, Mechanica Hydraulic Power Unit (Pile Driving, Extracting, or Drilling); Light Plants, All (1 through 5); Pumps, over 3" (1 to 3 not to exceed a total of 300 ft.); Pumps, Well Points; Vacuum Trucks (excluding hose work); Welding Machines (2 through 5); Winches, 4 Small Electric Drill Winches.

Class 5. SkidSteer Loader (all); Brick Forklifts; Oilers.

Class 6. Field Mechanics and Field Welders

Class 7. Dowell Machine with Air Compressor; Gradall and machines of like nature.

OPERATING ENGINEER - FLOATING

Class 1. Craft Foreman; Master Mechanic; Diver/Wet Tender; Engineer; Engineer (Hydraulic Dredge).

Class 2. Crane/Backhoe Operator; Boat Operator with towing endorsement; Mechanic/Welder; Assistant Engineer (Hydraulic Dredge); Leverman (Hydraulic Dredge); Diver Tender.

Class 3. Deck Equipment Operator, Machineryman, Maintenance of Crane (over 50 ton capacity) or Backhoe (115,000 lbs. or more); Tug/Launch Operator; Loader/Dozer and like equipment on Barge, Breakwater Wall, Slip/Dock, or Scow, Deck Machinery, etc.

Class 4. Deck Equipment Operator, Machineryman/Fireman (4 Equipment Units or More); Off Road Trucks; Deck Hand, Tug Engineer, Crane Maintenance (50 Ton Capacity and Under) or Backhoe Weighing (115,000 pounds or less); Assistant Tug Operator.

Class 5. Friction or Lattice Boom Cranes.

Class 6. ROV Pilot, ROV Tender

TRAFFIC SAFETY Worker I

Traffic Safety Worker I - work associated with the delivery, installation, pick-up and servicing of safety devices during periods of roadway construction, including such work as set-up and maintenance of barricades, barrier wall reflectors, drums, cones, delineators, signs, crash attenuators, glare screen and other such items, and the layout and application or removal of conflicting and/or temporary roadway markings utilized to control traffic in construction zones, as well as flagging for these operations.

TRAFFIC SAFETY WORKER II

Work associated with the installation and removal of permanent pavement markings and/or pavement markers including both installations performed by hand and installations performed by truck.

TRUCK DRIVER - BUILDING, HEAVY AND HIGHWAY CONSTRUCTION

Class 1. Two or three Axle Trucks. A-frame Truck when used for transportation purposes; Air Compressors and Welding Machines, including those pulled by cars, pick-up trucks and tractors; Ambulances; Batch Gate Lockers; Batch Hopperman; Car and Truck Washers; Carry-alls; Fork Lifts and Hoisters; Helpers; Mechanics Helpers and Greasers; Oil Distributors 2-man operation; Pavement Breakers; Pole Trailer, up to 40 feet; Power Mower Tractors; Self-propelled Chip Spreader; Skipman; Slurry Trucks, 2-man operation; Slurry Truck Conveyor Operation, 2 or 3 man; Teamsters; Unskilled Dumpman; and Truck Drivers hauling warning lights, barricades, and portable toilets on the job site.

Attachment: _4798.056 Contract Specifications - Pavement Patching FINAL (O-2023-18 : 2023 Pavement Patching Project Award)

Class 2. Four axle trucks; Dump Crets and Adgetors under 7 yards; Dumpsters, Track Trucks, Euclids, Hug Bottom Dump Turnapulls or Turnatrailers when pulling other than self-loading equipment or similar equipment under 16 cubic yards; Mixer Trucks under 7 yards; Ready-mix Plant Hopper Operator, and Winch Trucks, 2 Axles.

Class 3. Five axle trucks; Dump Crets and Adgetors 7 yards and over; Dumpsters, Track Trucks, Euclids, Hug Bottom Dump Turnatrailers or turnapulls when pulling other than self-loading equipment or similar equipment over 16 cubic yards; Explosives and/or Fission Material Trucks; Mixer Trucks 7 yards or over; Mobile Cranes while in transit; Oil Distributors, 1-man operation; Pole Trailer, over 40 feet; Pole and Expandable Trailers hauling material over 50 feet long; Slurry trucks, 1-man operation; Winch trucks, 3 axles or more; Mechanic--Truck Welder and Truck Painter.

Class 4. Six axle trucks; Dual-purpose vehicles, such as mounted crane trucks with hoist and accessories; Foreman; Master Mechanic; Self-loading equipment like P.B. and trucks with scoops on the front.

TERRAZZO FINISHER

The handling of sand, cement, marble chips, and all other materials that may be used by the Mosaic Terrazzo Mechanic, and the mixing, grinding, grouting, cleaning and sealing of all Marble, Mosaic, and Terrazzo work, floors, base, stairs, and wainscoting by hand or machine, and in addition, assisting and aiding Marble, Masonic, and Terrazzo Mechanics.

Other Classifications of Work:

For definitions of classifications not otherwise set out, the Department generally has on file such definitions which are available. a task to be performed is not subject to one of the classifications of pay set out, the Department will upon being contacted stat which neighboring county has such a classification and provide such rate, such rate being deemed to exist by reference in this document. If no neighboring county rate applies to the task, the Department shall undertake a special determination, such special determination being then deemed to have existed under this determination. If a project requires these, or any classification not listed, please contact IDOL at 217-782-1710 for wage rates or clarifications.

LANDSCAPING

Landscaping work falls under the existing classifications for laborer, operating engineer and truck driver. The work performed b landscape plantsman and landscape laborer is covered by the existing classification of laborer. The work performed by landscape operators (regardless of equipment used or its size) is covered by the classifications of operating engineer. The worl performed by landscape truck drivers (regardless of size of truck driven) is covered by the classifications of truck driver.

MATERIAL TESTER & MATERIAL TESTER/INSPECTOR I AND II

Notwithstanding the difference in the classification title, the classification entitled "Material Tester I" involves the same job dutie as the classification entitled "Material Tester/Inspector I". Likewise, the classification entitled "Material Tester II" involves the sam job duties as the classification entitled "Material Tester/Inspector II".

Attachment: _4798.056 Contract Specifications - Pavement Patching FINAL (O-2023-18 : 2023 Pavement Patching Project Award)

For any operation that encroaches in the area between the centerline and a line 24 (600) outside the edge of the pavement for a period of less than 15 minutes.

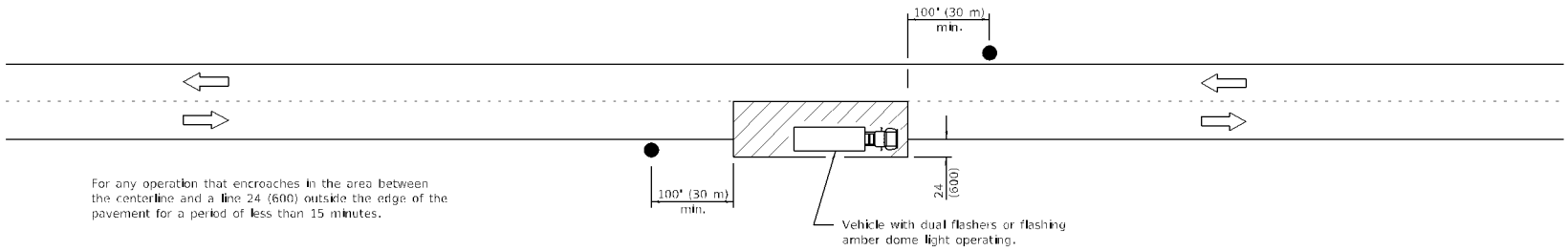

For any operation that is more than 24 (600) outside the edge of the pavement for a period of less than 60 minutes.

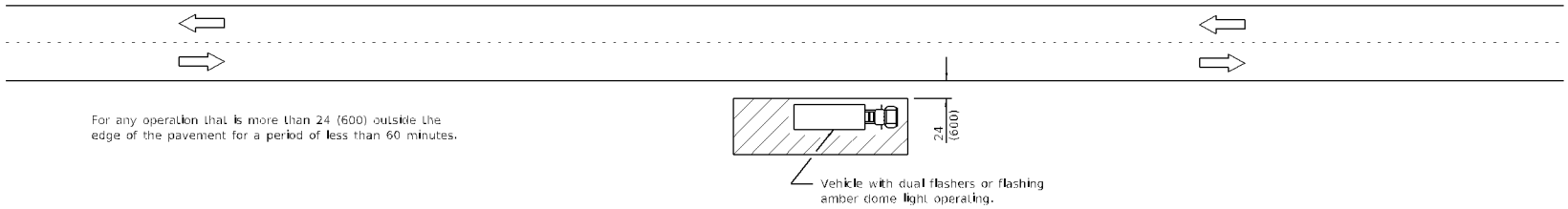

For any operation that encroaches in the area between the centerline and a line 24 (600) outside the edge of the pavement for a period in excess of 15 minutes but less than 60 minutes.

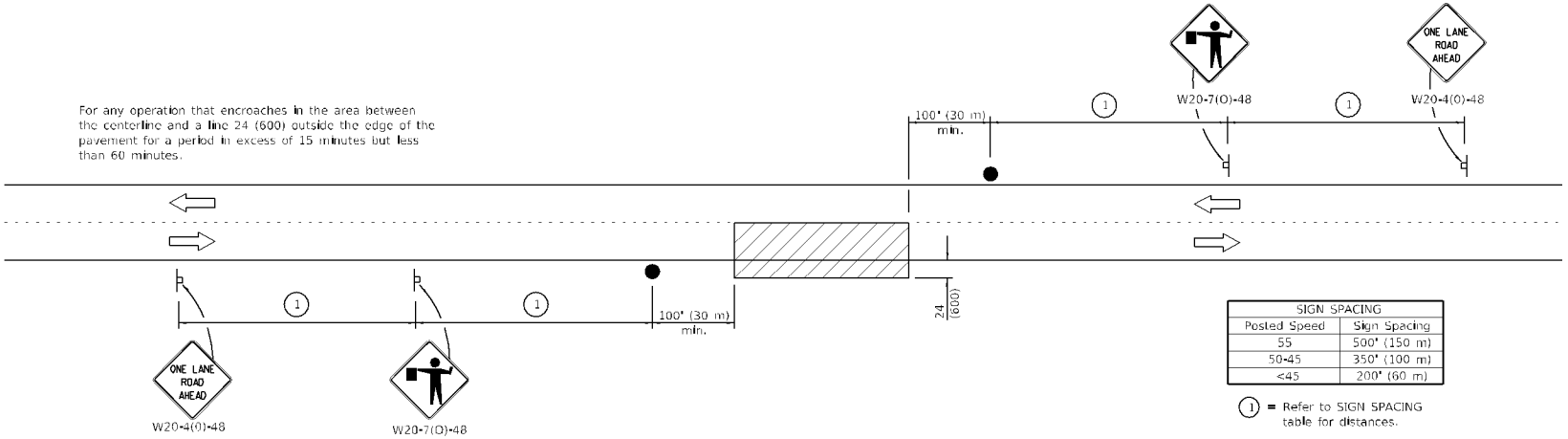

SIGN SPACING	
Posted Speed	Sign Spacing
55	500' (150 m)
50-45	350' (100 m)
<45	200' (60 m)

(1) = Refer to SIGN SPACING table for distances.

All dimensions are in inches (millimeters) unless otherwise shown.

TYPICAL APPLICATIONS

Marking patches
Field survey
String line
Utility operations
Cleaning up debris on pavement

SYMBOLS

Work area
Sign on portable or permanent support
Flagger with traffic control sign

DATE	REVISIONS
1-1-11	Revised flagger sign.
1-1-09	Switched units to
	English (metric).

LANE CLOSURE, 2L, 2W, SHORT TIME OPERATIONS

STANDARD 701301-04

Illinois Department of Transportation

PASSED January 1, 2011
ENGINEER OF SAFETY ENGINEERING

APPROVED January 1, 2011
ENGINEER OF DESIGN AND ENVIRONMENT

ISSUED 1-1-97

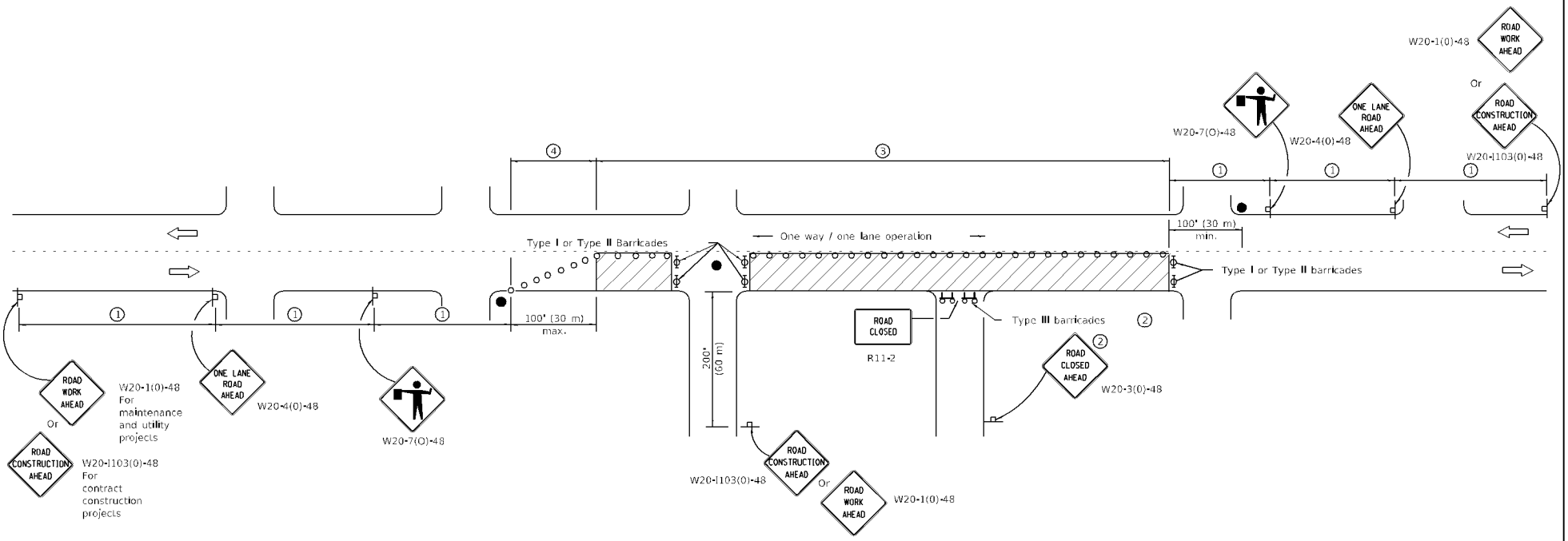

SIGN SPACING	
Posted Speed	Sign Spacing
55	500' (150 m)
50-45	350' (100 m)
<45	200' (60 m)

SYMBOLS

- Work area
- Cone, drum or barricade (not required for moving operations)
- Sign on portable or permanent support
- Flagger with traffic control sign
- Barricade or drum with flashing light
- Type III barricade with flashing lights

1. Refer to SIGN SPACING TABLE for distances.
2. For approved sideroad closures.
3. Cones at 25' (8 m) centers for 250' (75 m). Additional cones may be placed at 50' (15 m) centers. When drums or Type I or Type II barricades are used, the interval between devices may be doubled.
4. Cones, drums or barricades at 20' (6 m) centers.

GENERAL NOTES

This Standard is used where at any time, day or night, any vehicle, equipment, workers or their activities encroach on the pavement requiring the closure of one traffic lane in an urban area.

All dimensions are in inches (millimeters) unless otherwise shown.

Illinois Department of Transportation

PASSED January 1, 2011
ENGINEER OF SAFETY ENGINEERING

APPROVED January 1, 2011
ENGINEER OF DESIGN AND ENVIRONMENT

ISSUED 1-1-97

DATE	REVISIONS
1-1-11	Revised flagger sign.
1-1-09	Switched units to
	English (metric).
	Corrected sign No.'s.

URBAN LANE CLOSURE, 2L, 2W, UNDIVIDED

STANDARD 701501-06

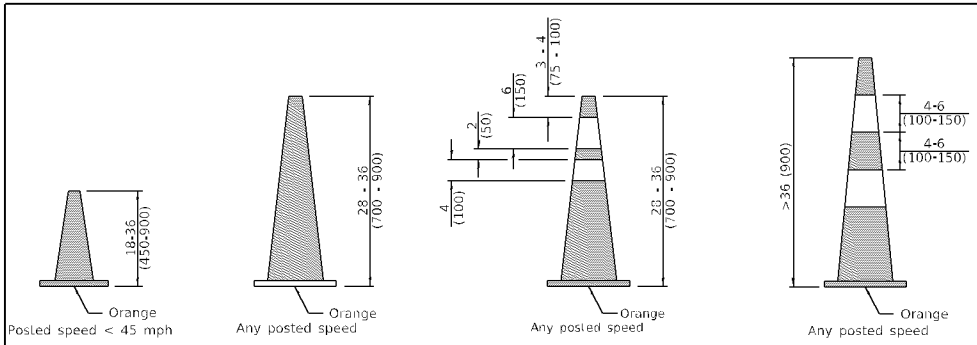

DAYTIME USE

CONES

DAY OR NIGHTTIME USE

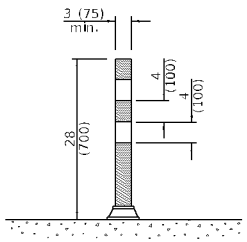

TUBULAR MARKER

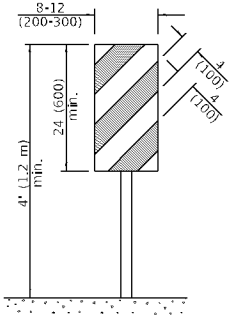

VERTICAL PANEL
POST MOUNTED

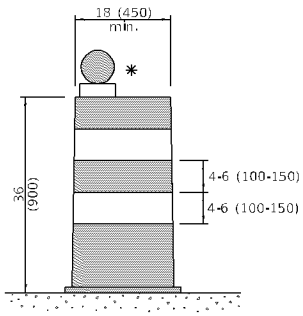

DRUM

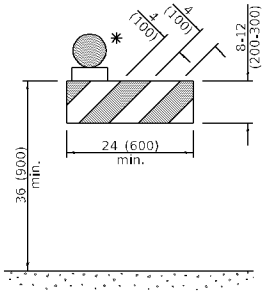

TYPE I BARRICADE

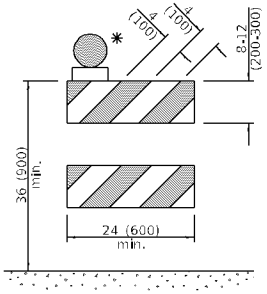

TYPE II BARRICADE

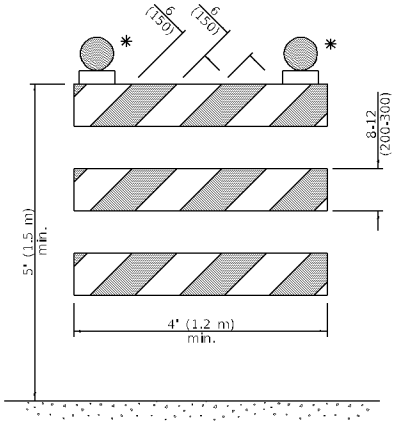

TYPE III BARRICADE

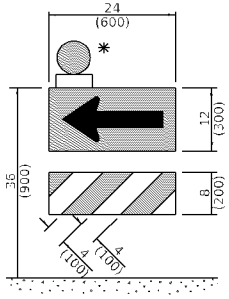

DIRECTION INDICATOR BARRICADE

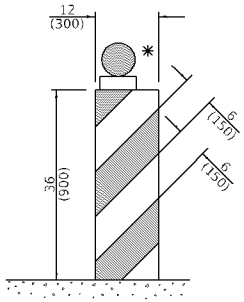

VERTICAL BARRICADE

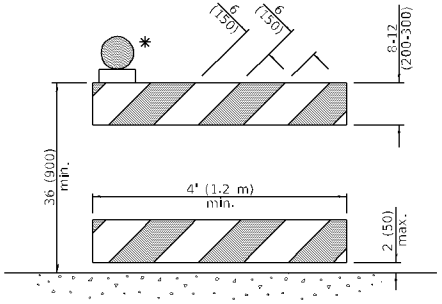

DETECTABLE PEDESTRIAN CHANNELIZING BARRICADE

✱ Warning lights (if required)

GENERAL NOTES

All heights shown shall be measured above the pavement surface.

All dimensions are in inches (millimeters) unless otherwise shown.

DATE	REVISIONS
1-1-19	Revised cone usage and
	added cones >36" (900 m) height.
1-1-18	Revised END WORK ZONE
	SPEED LIMIT sign from
	orange to white background.

TRAFFIC CONTROL DEVICES

(Sheet 1 of 3)

STANDARD 701901-08

Illinois Department of Transportation

APPROVED January 1, 2019
ENGINEER OF SAFETY PROG. AND ENGINEERING

APPROVED January 1, 2019
ENGINEER OF DESIGN AND ENVIRONMENT

BBS CAMSSI 1-1-13

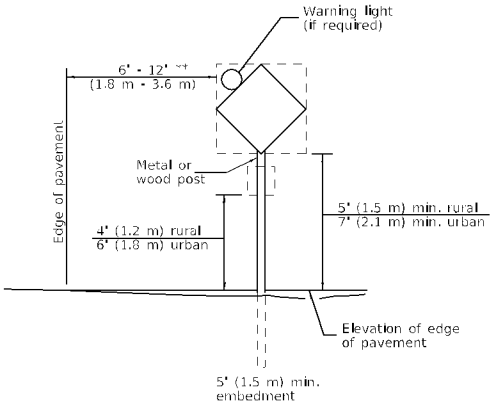

POST MOUNTED SIGNS

** When curb or paved shoulder are present this dimension shall be 24 (600) to the face of curb or 6' (1.8 m) to the outside edge of the paved shoulder.

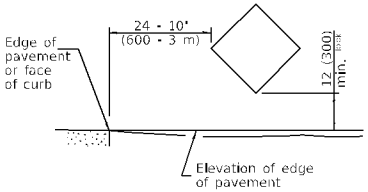

SIGNS ON TEMPORARY SUPPORTS

*** When work operations exceed four days, this dimension shall be 5' (1.5 m) min. If located behind other devices, the height shall be sufficient to be seen completely above the devices.

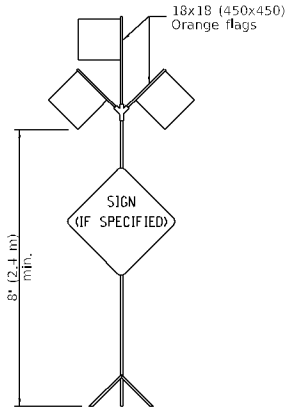

HIGH LEVEL WARNING DEVICE

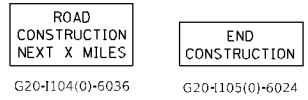

G20-I104(0)-6036 G20-I105(0)-6024

This signing is required for all projects 2 miles (3200 m) or more in length.

ROAD CONSTRUCTION NEXT X MILES sign shall be placed 500' (150 m) in advance of project limits.

END CONSTRUCTION sign shall be erected at the end of the job unless another job is within 2 miles (3200 m).

Dual sign displays shall be utilized on multi-lane highways.

WORK LIMIT SIGNING

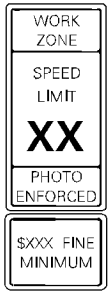

W21-I15(0)-3618

R2-1-3648

R10-I108p-3618 ****

R2-I106p-3618

Sign assembly as shown on Standards or as allowed by District Operations.

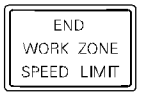

G20-I103-6036

This sign shall be used when the above sign assembly is used.

HIGHWAY CONSTRUCTION SPEED ZONE SIGNS

**** R10-I108p shall only be used along roadways under the juristiction of the State.

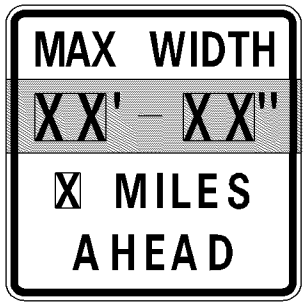

W12-I103-4848

WIDTH RESTRICTION SIGN

XX'-XX" width and X miles are variable.

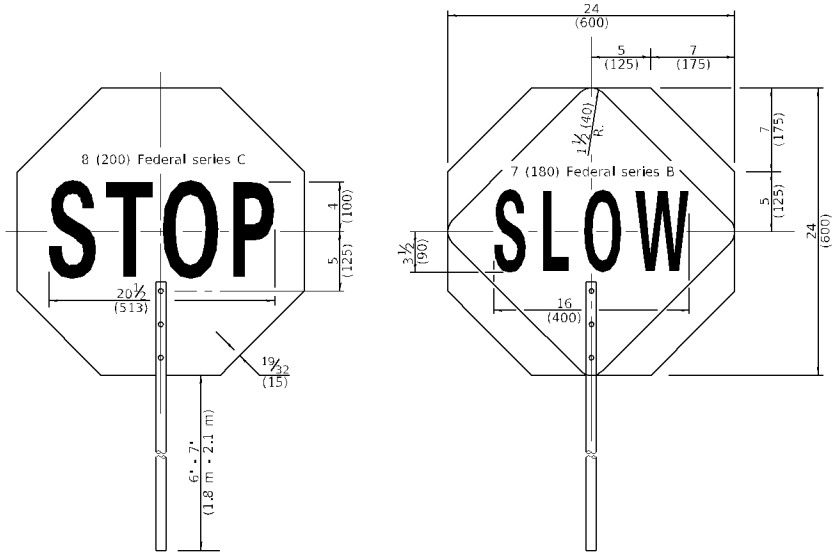

FRONT SIDE REVERSE SIDE

FLAGGER TRAFFIC CONTROL SIGN

Illinois Department of Transportation

APPROVED January 1, 2019
ENGINEER OF SAFETY PROG. AND ENGINEERING

APPROVED January 1, 2019
ENGINEER OF DESIGN AND ENVIRONMENT

BSCOSE 1-1-13

TRAFFIC CONTROL DEVICES

(Sheet 2 of 3)

STANDARD 701901-08

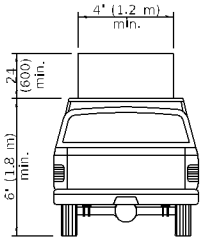

TYPE A ROOF MOUNTED

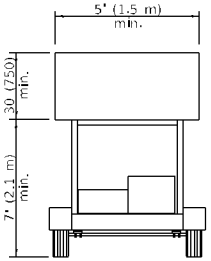

TYPE B ROOF OR TRAILER MOUNTED

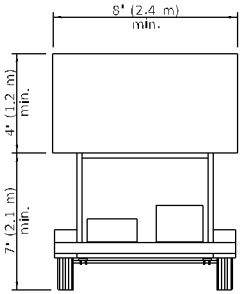

TYPE C TRAILER MOUNTED

ARROW BOARDS

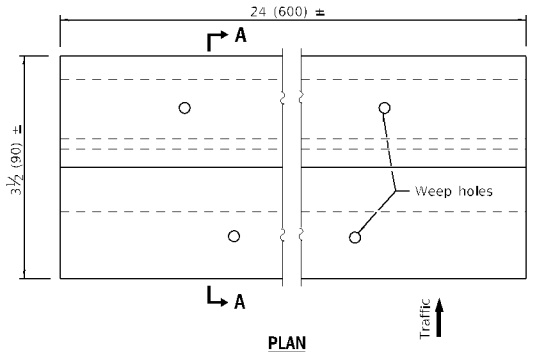

PLAN

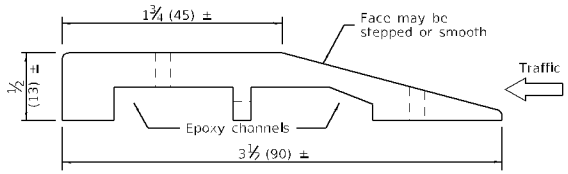

SECTION A-A

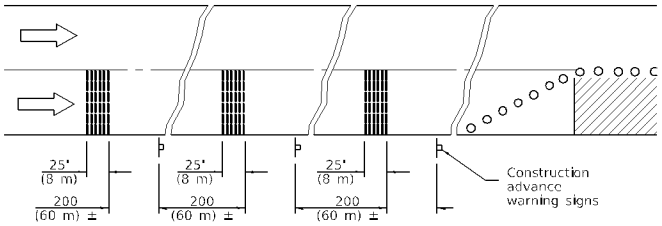

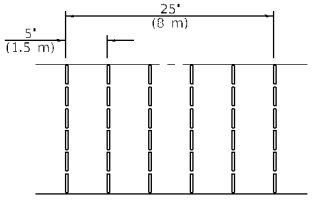

TYPICAL INSTALLATION

TEMPORARY RUMBLE STRIPS

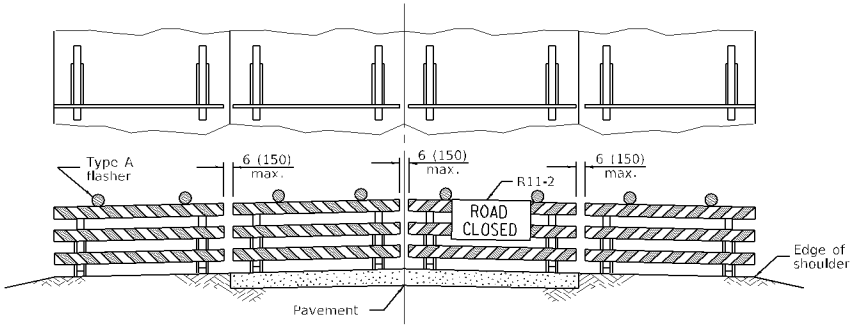

ROAD CLOSED TO ALL TRAFFIC

Reflectorized striping may be omitted on the back side of the barricades. If a Type III barricade with an attached sign panel which meets NCHRP 350 is not available, the sign may be mounted on an NCHRP 350 temporary sign support directly in front of the barricade.

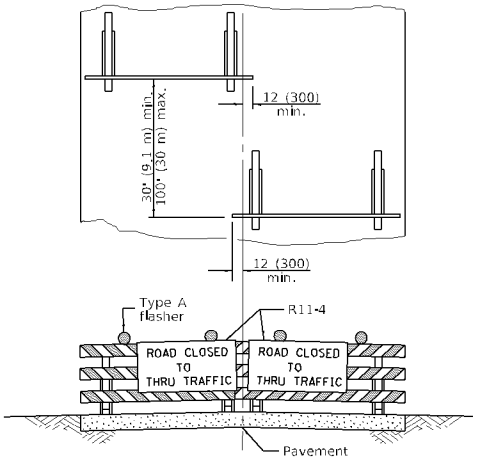

ROAD CLOSED TO THRU TRAFFIC

Reflectorized striping shall appear on both sides of the barricades. If a Type III barricade with an attached sign panel which meets NCHRP 350 is not available, the signs may be mounted on NCHRP 350 temporary sign supports directly in front of the barricade.

TYPICAL APPLICATIONS OF TYPE III BARRICADES CLOSING A ROAD

Illinois Department of Transportation

APPROVED January 1, 2019
ENGINEER OF SAFETY PROG. AND ENGINEERING

APPROVED January 1, 2019
ENGINEER OF DESIGN AND ENVIRONMENT

BBS CD ISSUED 1-1-13

TRAFFIC CONTROL DEVICES

(Sheet 3 of 3)

STANDARD 701901-08

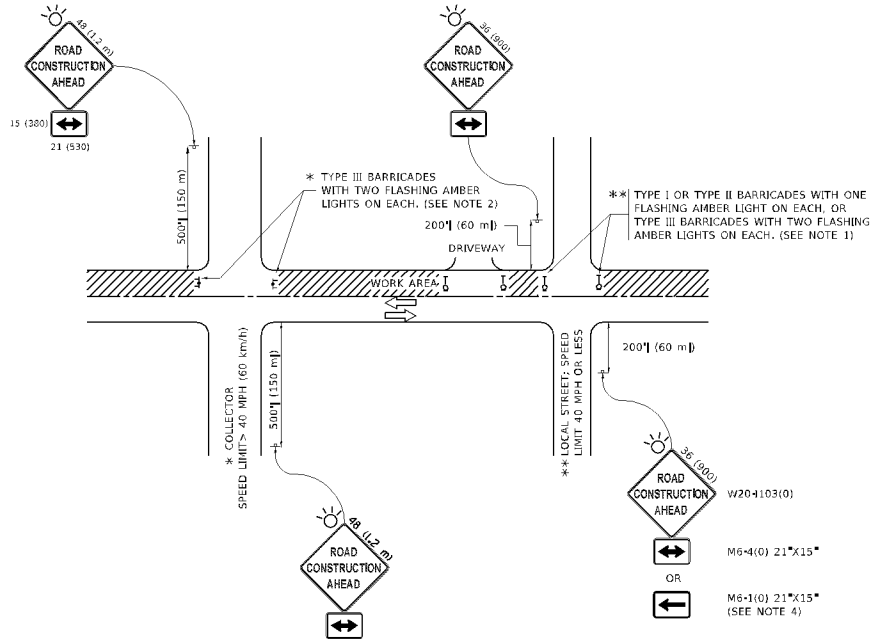

NOTES:

1. SIDE ROAD WITH A SPEED LIMIT OF 40 MPH (60 km/h) OR LESS AS SHOWN ON THE DRAWING AND AS DIRECTED BY THE ENGINEER:

   a) ONE "ROAD CONSTRUCTION AHEAD" SIGN 36 x 36 (900x900) WITH A FLASHER MOUNTED ON IT APPROXIMATELY 200' (60 m) IN ADVANCE OF THE MAIN ROUTE.

   b) THE CLOSED PORTION OF THE MAIN ROUTE SHALL BE PROTECTED BY BLOCKING WITH TYPE I, TYPE II OR TYPE III BARRICADES, 1/3 OF THE CROSS SECTION OF THE CLOSED PORTION.

2. SIDE ROAD WITH A SPEED LIMIT GREATER THAN 40 MPH (60 km/h) AS SHOWN ON THE DRAWING AND AS DIRECTED BY THE ENGINEER:

   a) ONE "ROAD CONSTRUCTION AHEAD" SIGN 48 x 48 (1.2 m x 1.2 m) WITH A FLASHER MOUNTED ON IT APPROXIMATELY 500' (150 m) IN ADVANCE OF THE MAIN ROUTE.

   b) THE CLOSED PORTION OF THE MAIN ROUTE SHALL BE PROTECTED BY BLOCKING WITH TYPE III BARRICADES, 1/2 OF THE CROSS SECTION OF THE CLOSED PORTION.

3. CONES MAY BE SUBSTITUTED FOR BARRICADES OR DRUMS AT HALF THE SPACING DURING DAY OPERATIONS. CONES SHALL BE A MINIMUM OF 28 (710) IN HEIGHT.

4. WHEN THE SIDE ROAD LIES BETWEEN THE BEGINNING OF THE MAINLINE SIGNING AND THE WORK ZONE, A SINGLE HEADED ARROW (M6-1) SHALL BE USED IN LIEU OF THE DOUBLE HEADED ARROW (M6-4).

5. WHEN WORK IS BEING PERFORMED ON A SIDE ROAD OR DRIVEWAY, FOLLOW THE APPLICABLE STANDARD(S). THE DIRECTIONAL ARROW (M6-1 OR M6-4) SHALL BE COVERED OR REMOVED WHEN NO LONGER CONSISTENT WITH THE TRAFFIC CONTROL SET-UP.

6. ADVANCE WARNING SIGNS ARE TO BE OMITTED ON DRIVEWAYS UNLESS OTHERWISE SPECIFIED IN THE PLANS OR BY THE ENGINEER.

7. THE TRAFFIC CONTROL AND PROTECTION FOR SIDE ROADS, INTERSECTIONS, AND DRIVEWAYS SHALL BE INCLUDED IN THE COST OF SPECIFIED TRAFFIC CONTROL STANDARDS OR ITEMS.

All dimensions are in inches (millimeters) unless otherwise shown.

USER NAME = tedmc	DESIGNED - J. HUA	REVISED - A. HOUSEH 10-15-96	
	DRAWN -	REVISED - T. TAMMACHER 01-06-00	
PLOT SCALE = 50.0000 ' / in.	CHECKED -	REVISED - A. SCHUETZE 07-01-13	
PLOT DATE = 3/7/2016	DATE - 06-89	REVISED - A. SCHUETZE 09-15-16	

STATE OF ILLINOIS
DEPARTMENT OF TRANSPORTATION

TRAFFIC CONTROL AND PROTECTION FOR SIDE ROADS, INTERSECTIONS, AND DRIVEWAYS

SCALE: NONE | SHEET 1 OF 1 SHEETS | STA. | TO STA.

F.A. RTE.	SECTION	COUNTY	TOTAL SHEETS	SHEET NO.
	TC-10	CONTRACT NO.		
		I.D.NO.:	FED. AID PROJ.:	

Ordinance No. O-2023-19 : Ordinance Authorizing the Village President to Execute a Purchase Agreement with THG Holdings, LLC for the Sale of 400 LaSalle Lane

Recommendation of Action

Staff recommends the Village Board approve the attached Ordinance authorizing the Village President to execute the attached Purchase Agreement with THG Holdings, LLC, subject to the final review and approval of the Village Attorney. This action requires a vote of two-thirds of the Corporate Authorities.

The Village currently owns property located at the southwest corner of LaSalle Lane and Buffalo Grove Road. The site is approximately 1.1 acres. On November 7, 2022, the Village Board approved a resolution declaring the property as surplus and directing staff to pursue offers for the site. For the Board's consideration is an Ordinance authorizing the Village President to execute a Purchase Agreement with THG Holdings, LLC for the Sale of 400 LaSalle for $1.4 million.

ATTACHMENTS:

- BOT Memo (DOCX)
- Ord (DOCX)
- Final Draft Purchase Ag. (PDF)

Trustee Liaison
Johnson

Staff Contact
Chris Stilling, Community Development

Tuesday, February 21, 2023	

VILLAGE OF
BUFFALO GROVE

MEMORANDUM

DATE: February 14, 2023

TO: Dane Bragg, Village Manager

FROM: Christopher Stilling, Deputy Village Manager

SUBJECT: 400 LaSalle Lane Purchase Agreement

Recommendation

Staff believes selling the surplus property, subject to the terms and conditions in the attached Purchase Agreement, is in the best interest of the Village. Therefore, staff recommends the Village Board approve the attached Ordinance authorizing the Village President to execute the attached Purchase Agreement with THG Holdings, LLC, subject to the final review and approval of the Village Attorney. **This action requires a vote of two-thirds of the Corporate Authorities.**

Background

The Village currently owns property located at the southwest corner of LaSalle Lane and Buffalo Grove Road. The site is approximately 1.1 acres and has been used as staging and storage for Public Works operations. Given that Public Works will relocate into a larger facility, staff has determined that the property is surplus and is no longer needed.



On November 7, 2022, the Village Board approved a resolution declaring the property as surplus and directing staff to pursue offers for the site. Subsequent to the meeting, staff prepared a Notice of Sale of Surplus Real Estate and published it in the newspaper. Staff also shared the notice with the development community. Proposals were required to be submitted no later than December 16, 2022. The Village received a total of 2 responses and THG Holdings, LLC provided the Village with the strongest offer. As a result, staff is requesting that the Village Board approve an Ordinance authorizing the Village President to execute the attached Purchase Agreement with THG Holdings, LLC.

Key Terms

THG Holdings LLC (Purchaser) will purchase the property for $1.4M. They are proposing to develop the property with 12 2-story townhomes in 3 building (4-units/building). The overall plan fits in the context of the neighborhood given that there are duplexes to the west and 2-story single-family to the south. While more specific contract details are outlined in the attached Agreement, some of the key terms include:

- Proposed Use- 12 Townhomes in 3 buildings
- Purchase Price- $1,400,000
- Earnest Money- $30,000
- Feasibility Period- 90-days, with another 120-days for entitlements
- Closing- 30-days following entitlement approvals

As part of the process to sell the surplus real estate, the Village completed an appraisal for the property, which is on file with the Clerk's office. The appraised values were determined based on the existing and potential future uses. The highest appraised value was $1,317,000. THG Holdings, LLC has offered $1,400,000.

The Village is retaining approximately 8,500 square feet directly to the east. This area includes several Village utilities and needs to be preserved for future maintenance.

The Purchaser has submitted plans to begin their entitlement process for the property and has requested a referral to the Planning & Zoning as part of a separate Board request. Staff estimates that the entitlement process will take 60-90 days. Because their proposal is contingent on receiving zoning approval, we expect the final sale of the property to occur in the early summer of 2023.

Ordinance No. 2023 -__

ORDINANCE AUTHORIZING THE VILLAGE PRESIDENT TO ENTER INTO A PURCHASE AGREEMENT WITH THG HOLDINGS L.L.C. FOR THE SALE OF THE VILLAGE OWNED PROPERTY LOCATED AT 400 LASALLE LANE, BUFFALO GROVE, ILLINOIS

WHEREAS, the Village of Buffalo Grove ("Village") is a Home Rule Unit pursuant to the Illinois Constitution of 1970; and,

WHEREAS, the Village owns a vacant parcel that is approximately 1.1 acres located at the southwest corner of Buffalo Grove Road and LaSalle Lane (the "Property"); and

WHEREAS, the Village has the power to authorize the sale of surplus real estate pursuant to 65 ILCS 5/11-76-4.1 of the Illinois Municipal Code; and

WHEREAS, on November 7, 2022, the Village Board approved Resolution No. 2022-19 declaring the Property to be surplus real estate of the Village and directing the Village Manager to advertise for offers to purchase the Property pursuant to 65 ILCS 5/11-76-4.1 of the Illinois Municipal Code; and

WHEREAS, THG Holdings, LLC submitted an offer to purchase the surplus Property from the Village, subject to the terms and conditions outlined in Exhibit A; and

WHEREAS, the Village desires to sell the surplus Property pursuant to a Purchase Agreement ("Agreement") by and between the Village ("Seller") and THG Holdings, LLC ("Buyer"), attached hereto as Exhibit A and made a part hereof; and

WHEREAS, the Village deems it necessary and in the best interest of the Village to approve and authorize the execution of the Agreement to sell the Property; and

WHEREAS, Village and Buyer have negotiated mutually agreeable terms, as more fully set forth in the Agreement for the sale of the Property.

NOW, THEREFORE, BE IT ORDAINED BY THE PRESIDENT AND BOARD OF TRUSTEES OF THE VILLAGE OF BUFFALO GROVE, COUNTIES OF COOK AND LAKE, STATE OF ILLINOIS, as follows:

SECTION 1. The foregoing recitals are hereby incorporated and made a part of this Ordinance.

SECTION 2. The Village President is hereby authorized and directed to execute the attached Agreement pending final review and approval by the Village Attorney.

Attachment: Ord (O-2023-19 : Ordinance Approving a Purchase Agreement with THG Holdings, LLC for the Sale of 400 LaSalle)

SECTION 3. The officials, officers, employees, and contractors of the Village are hereby authorized to take such further actions as are necessary to carry out the intent and purpose of this Ordinance and of the attached Agreement.

SECTION 4. This Ordinance shall be in full force and effect from and after its passage and approval. This Ordinance shall not be codified.

YES: _____

NAYS: _____

ABSENT: _____

PASSED: _____, 2023

APPROVED: _____, 2023

APPROVED:

_____
Village President

ATTEST:

_____
Village Clerk

EXHIBIT A

Purchase Agreement for 400 LaSalle Lane, Buffalo Grove, Illinois

PURCHASE AGREEMENT

THIS PURCHASE AGREEMENT ("Agreement") made this ____ day of February, 2023 ("Effective Date" or Contract Date"), by and between **THE VILLAGE OF BUFFALO GROVE, ILLINOIS**, an Illinois municipal corporation (hereinafter referred to as "Seller") and **THG HOLDINGS LLC,** an Illinois limited liability company (hereinafter referred to as "Buyer"). (Seller and Buyer shall each sometimes hereinafter be individually referred to as "Party" or, collectively, "Parties").

Subject to the terms and conditions of this Agreement, Seller agrees to sell and Buyer agrees to buy a parcel of vacant land situated in Lake County, Buffalo Grove, Illinois, consisting of a total of approximately Forty Eight Thousand Eight Hundred Twenty Five (48,825) square feet, more or less, the exact square footage of the Property may be determined based upon the Survey, provided Buyer elects to obtain the Survey, located at the Southwest corner of LaSalle Lane and Buffalo Grove Road, Lake County, Buffalo Grove, Illinois, with a Permanent Index Number of 15-29-200-012 (affects also the Retained Parcel), being legally described in Exhibit "A" attached hereto and made a part hereof and shown on the Map attached hereto and made a part hereof as Exhibit "B", together with all hereditaments and appurtenances pertaining to such tracts, and all improvements located thereon, including without limitation all of Seller's right, title, and interest in and to adjacent streets, alleys, and rights-of-way (all of which will be hereafter collectively referred to as the "Property"). Seller and Buyer understand acknowledge and agree that Seller retains the parcel directly to the east of the Property along Buffalo Grove Road ("Retained Parcel") and shown on the Lake County Tax Map attached hereto and made a part hereof as Exhibit "B". The Retained Parcel is not included in this transaction.

1. **PURCHASE PRICE/POSSESSION**. (a) Purchase Price. The Purchase Price of the Property is One Million Four Hundred Thousand and No/100 Dollars ($1,400,000.00), plus or minus prorations and adjustments as set forth in this Agreement. Said Purchase Price is payable by wire transfer on the date of Closing (as herein defined), at which time Seller shall turn over possession of the Property to Buyer. The purchase of the Property is subject to all of the conditions contained hereinbelow.

(b) Earnest Money. Within three (3) business days after the Effective Date, Buyer shall deposit into escrow with the Title Company, its earnest money deposit (the "Earnest Money"), in the amount of Thirty Thousand and 00/100 Dollars ($30,000.00). The Earnest Money shall be held in a joint order escrow account with the Title Company ("Joint Order Escrow"). Said Earnest Money shall be nonrefundable except as elsewhere provided in this Agreement but shall be applicable to the Purchase Price. At Closing, the Earnest Money shall be applied to the Purchase Price.

2. **SURVEY**. On or before the Effective Date, Buyer, at Buyer's sole cost and expense, shall obtain and deliver to Seller a boundary survey of the Property. Buyer may, at Buyer's cost, subject to the Survey credit set forth in this Paragraph 2, obtain and, if obtained, shall deliver an ALTA-ACSM survey of the Property (collectively, the "**Survey**") prepared by a surveyor duly registered in the State of Illinois, and certified by said surveyor to have been prepared in accordance with the most current minimum detail requirements of the American Land Title Association land survey standards, and dated as of a date on or after the Effective Date, said Survey to be certified to Seller, Buyer and its assigns, Buyer's designated lender(s) (if applicable), and the Title Company. The Survey shall conform to the 2021 Minimum Standard Detail Requirements for ALTA/NSPS Land Title Surveys and shall include Table A Optional Items 1, 2, 3, 4, 8 and 14, and such other detail determined by Buyer that will assist with its development of the Property. At Closing, provided Buyer obtains the

Survey and delivers a copy of the Survey to Seller, Seller shall provide Buyer a credit against the Purchase Price for the cost of the survey ("Survey Credit"), provided, such Survey Credit shall not exceed Four Thousand and No/100 Dollars ($4,000.00).

3. **TITLE COMMITMENT; TITLE POLICY**. Within five (5) days after the Effective Date, Seller shall cause to be ordered from, and as soon thereafter as practicable, but in no event more than fifteen (15) days after the Effective Date, cause to be furnished to Buyer and Seller, a Commitment for a 2006 Owner's ALTA Title Insurance Form B title commitment, with extended coverage ("Commitment") issued by Chicago Title Insurance Company ("Title Company") setting forth the state of title to the Property and all exceptions and restrictions of record including deed restrictions, liens and covenants; it being expressly understood that the cost of the title premium and extended coverage shall be paid for by Seller and any further Buyer required endorsements shall be paid for by Buyer. Said Commitment shall indicate that Seller is the sole owner of the Property, that Seller is fully authorized to convey the Property and it shall indicate the amount of any real estate taxes attributable to the Property. Simultaneous with delivery of such Commitment, the Title Company shall also furnish Buyer with copies of all documents affecting the Property and reflected in the Commitment. In the event any exceptions appear in such Commitment or title documents other than the standard printed exceptions (which shall be modified in the Owner's Title Policy as hereafter provided) or in the Survey that are unacceptable to Buyer, then Buyer shall, within ten (10) days after Buyer's receipt of the last of such Survey and Commitment and title documents, notify Seller in writing of such fact. Seller may, at Seller's option, undertake to eliminate or modify such unacceptable exceptions to the reasonable satisfaction of Buyer. Seller shall have no obligation to take any actions to eliminate, cure or modify Buyer's title objections, however, Seller shall, without further cost to Seller, use commercially reasonable efforts to work with the Buyer to attempt to cure Buyer's title and Survey objections on or before the expiration of the Feasibility Period. If Seller is unwilling or unable to commit to cure such objections within ten (10) days after Seller's receipt of Buyer's objections, Buyer may elect, upon notice to Seller on or before the expiration of the Feasibility Period, as defined herein, to terminate this Agreement, in which event the Agreement shall terminate, the Earnest Money shall be paid to Buyer, and the Parties shall have no further obligations to each other, as Buyer's sole, exclusive remedy, in lieu of any other remedy at law or in equity. Any exceptions not objected to by Buyer shall hereinafter be referred to as "Permitted Exceptions". Notwithstanding anything contained herein to the contrary, any and all mortgages, trust deeds, security interests, encumbrances and liens of record affecting the Property and caused by Seller shall be paid off by Seller, at or prior to Closing.

4. **ESCROW CLOSING**. This sale shall be closed through an escrow with the Title Company, in accordance with the general provisions of the usual forms of deed and money escrow agreement prepared by Seller (consistent with the provisions of this Agreement) and reasonably acceptable to Buyer and the Title Company which will be executed by the Parties and the Title Company. Upon the creation of such an escrow, payment of Purchase Price and delivery of the Deed shall be made through the escrow and this Agreement and any and all sums paid to Seller by Buyer prior to Closing shall be deposited in the escrow. Seller shall provide for any undertaking ("GAP Undertaking") to the Title Company necessary for the escrow closing to occur and the cost of the "GAP" coverage shall be paid by Seller. The cost of the escrow shall be divided equally by Buyer and Seller.

5. **DOCUMENTS TO BE DELIVERED BY SELLER**. Unless otherwise expressly provided herein, within fifteen (15) days after the Effective Date ("Due Diligence Document Delivery Date"), Seller shall deliver to Buyer and Buyer's counsel, to the extent not previously delivered, true,

accurate and correct copies of the following documents (collectively "Due Diligence Documents") with respect to the Property in Seller's possession or control:

(i) All licenses, permits, authorizations, and approvals, if any, issued by all governmental authorities having jurisdiction over the Property and in the possession or control of Seller.

(ii) All leases, service and executory contracts, if any, affecting the Property.

(iii) All existing liens and encumbrances.

(iv) Any and all title documents in the possession of Seller, including but not limited to any existing title policy, later title commitment, surveys, and studies and documents affecting title, whether or not said documents are specified in any such policy or commitment.

(v) Any and all soil studies or tests of the Property previously conducted by or in possession or control of Seller.

(vi) To the extent in Seller's possession or control: inspection reports, environmental reports, any studies or reports relating to subsurface conditions, grading plans, topographical maps and similar information respecting the condition of the Property.

6. **FEASIBILITY PERIOD**. Buyer its agents, architects, engineers, lenders, and consultants shall have ninety (90) after the Effective Date (the "Feasibility Period") to inspect the Property and to examine any information or documentation relating to the Property, including but not limited to offsite utility availability, marketing studies, engineering studies, soil analysis, core drilling, land use and zoning studies, mechanical studies, sewer studies, environmental and ecological studies, economic studies and conduct any and all physical inspections of the Property and an investigation as to the status of title and zoning of the Property with Buyer having the right to contact and discuss the Property with any governmental office, official or agency. During the Feasibility Period, Buyer, at Buyer's cost, may cause to be prepared a Phase I Environmental Site Assessment and, if necessary or required, and if consented to and approved by Seller, said approval and consent not to be unreasonably withheld or delayed, a Phase II report (collectively, the "ESA") of the Property in accordance with any current American Society for Testing and Materials ("ASTM") standards. If prepared, the ESA will be certified to Buyer and Seller, and Buyer will cause a copy of the ESA to be delivered to Seller upon Seller's request. Seller shall cooperate with Buyer in allowing Buyer to make such inspections and allow Buyer full access during reasonable business hours to the Property for the purpose of such inspections. Buyer shall notify Seller no less than one (1) business day in advance of making any such inspections. Buyer shall save, defend, indemnify and hold Seller harmless from any damages, claims and/or mechanics, materialmen or supplier's lien claims arising out of Buyer's entry onto the Property and Buyer shall return the Property to its substantially former condition after completion of any soil borings or investigations, reasonable wear and tear excepted. Additionally, Buyer shall obtain general liability insurance insuring Seller as a primary insured for any damages or claims resulting from Buyer's actions, studies or inspections and Buyer's entry onto the Property pursuant to this Paragraph 6, evidencing general liability insurance of not less than One Million and no/100 Dollars ($1,000,000.00) per occurrence. Prior to entry onto the Property, Buyer shall deliver a copy of a certificate evidencing the insurance required by this Paragraph 6 to Seller. In the event of Buyer's termination of this Agreement pursuant to Paragraph 6, within five (5) days after any such termination Buyer shall return all studies previously delivered by Seller to Seller, and Buyer shall deliver to Seller, copies of any and all studies

conducted by or on behalf of Buyer under this Paragraph 6, except for any market or financial studies or analyses.

Should Buyer determine in Buyer's sole, exclusive and unfettered judgment on or before the expiration of the Feasibility Period that the Property is not suitable for Buyer's intended use as a residential development of 12 townhome units/3 buildings on 3 rezoned lots on the Property ("Intended Use") for any reason whatsoever, or for no reason at all, at any time prior to the expiration of the Feasibility Period Buyer may, at its sole option, terminate this Agreement by written notice to Seller delivered prior to the expiration of the Feasibility Period, whereupon this Agreement shall become null and void and of no further force or effect and the Parties hereto shall have no further obligations to one another, except that the Earnest Money, and any accrued interest thereon, if any, shall be promptly returned to Buyer and the indemnification of Seller by Buyer as contained in this Paragraph 6 shall survive any termination or Closing of this transaction, or Buyer may waive the provisions of this paragraph and this Agreement shall remain in full force and effect. Buyer's failure to notify Seller on or before the expiration date of Buyer's Feasibility Period, as defined herein, shall constitute a waiver of this Paragraph and this Agreement shall remain in full force and effect. Upon expiration of the Feasibility Period, the Earnest Money shall be non-refundable in any event, except for a Seller default.

The Parties hereto acknowledge that Buyer may expend material sums of money in reliance on Seller's obligations under this Agreement, in connection with negotiating and executing this Agreement, furnishing the Earnest Money, conducting the inspections contemplated by this Paragraph 6, completing the reports contemplated by this Agreement and preparing for Closing and that Buyer would not have entered into this Agreement without the availability of the Feasibility Period. The Parties, therefore, agree that adequate consideration exists to support Seller's obligations hereunder even before the expiration of the Feasibility Period.

7. **APPROVAL PERIOD.** (a) Zoning Approval. If after the expiration of the Feasibility Period, Buyer has not terminated the Agreement, Buyer shall have the earlier of: (a) One Hundred Twenty (120) days after the expiration of the Feasibility Period; or (b) the date of approval of the re-zoning and Final Plat of Subdivision for the Property by the Village Board of the Village of Buffalo Grove (the "Approval Period") in which to seek to obtain a rezoning of the Property and approval of a final Plat of Subdivision ("Final Plat"), with any and all special use permits and variations from the Village of Buffalo Grove, except for Building Permits for the construction and installation of Buyer's Intended Use, so as to permit Buyer's Intended Use. On or before thirty (30) days after the expiration of the Feasibility Period, Buyer shall submit to the Village of Buffalo Grove, Illinois, a completed and executed zoning application for a rezoning of the Property from R-1 classification to R-8 classification necessary to achieve a rezoning for Buyer's Intended Use. During the Approval Period, Buyer, at Buyer's sole risk and sole cost and expense, shall attempt to rezone the Property from its present zoning classification to an R-8 classification so as to allow development and use of the Property in accordance with Buyer's Intended Use. In addition to said rezoning or otherwise in order to permit Buyer's Intended Use of the Property, a Final Plat of the Property to separate the Property from the Retained Property will be required. Seller shall reasonably cooperate with Buyer and shall execute such documents required by Buyer in connection therewith in compliance with all applicable governmental laws, ordinances and regulations. It is hereby expressly understood by and between the Parties hereto that any Petition or Application for rezoning and for Final Plat approval shall contain a provision that the rezoning and Final Plat are subject to Seller's prior written approval (which will not be unreasonably delayed, conditioned or withheld) and may not be finalized without Seller's signature. Seller shall deliver written notice to all Parties upon the approval by the Village Board of the Village of Buffalo Grove of

the rezoning and Final Plat ("Zoning Approval Notice") which shall satisfy the approval contingency requirements of this Paragraph and shall cause the time period to close to begin to run and, upon receipt of the Zoning Approval Notice, Buyer waives the remainder of the Approval Period and the right to terminate as set forth in this Paragraph 7.

(b) Final Plat Required. Buyer and Seller understand, acknowledge and agree that after the Effective Date, it shall be Buyer's obligation to obtain approval of Preliminary and Final Plats of the Property ("Final Plat Approval") from the Village Board of the Village of Buffalo Grove to conform to the terms and conditions of this Agreement. Buyer shall be responsible for and shall pay any and all expenses related to or associated with obtaining Final Plat Approval. Buyer shall submit to the Village Board of the Village of Buffalo Grove, and Seller, the Preliminary Plat and all necessary and reasonable materials and documentation required pursuant to any and all ordinances, codes and regulations for initial review during the Approval Period. The Preliminary and Final Plat shall also plat the Retained Property as separate lot(s) as determined by the Village of Buffalo Grove, in its reasonable discretion, and may include easements, conditions and dedications affecting the Retained Property, all as determined by the Village of Buffalo Grove, in its reasonable discretion, and shall include a restriction that the development of the Intended Use shall be at least fifteen (15) feet away from the infrastructure and utilities located on the Retained Property. Seller shall reasonably cooperate with Buyer in an effort to obtain the Final Plat Approval by the Village Board of the Village of Buffalo Grove. The posting of any required bond or security and the payment any impact fees consistent with existing Village requirements all in accordance with and pursuant to the Village of Buffalo Grove municipal code, shall be paid by Buyer. It shall be Buyer's obligation and responsibility to obtain and deliver an approved, executed Final Plat to the Title Company at or prior to Closing, ready to be recorded.

(c) If at any time prior to the expiration of the Approval Period, Buyer determines that it shall not be able to obtain approval of the re-zoning and Final Plat of Subdivision for the Property by the Village Board of the Village of Buffalo Grove as it deems, in its reasonable discretion, to be necessary for its Intended Use of the Property, this Agreement may, at Buyer's reasonable election, be terminated. Such termination shall be effected by written notice thereof to Seller given prior to the expiration of the Approval Period, and shall have the effect of rendering this Agreement null and void, whereupon the Earnest Money, together with interest thereon, if any, shall be paid to Seller, and this Agreement shall be null and void.

(d) The Parties acknowledge that the Village of Buffalo Grove is acting in multiple capacities. Seller is the party granting or denying zoning approval, Seller is the party granting or denying Final Plat Approval, Seller will determine the amount of security or bonds required by Buyer in connection with its development of the Property, and Seller will assess impact fees all in accordance with and pursuant to the Village of Buffalo Grove municipal code. In furtherance of the subject transaction, the Village of Buffalo Grove shall use reasonable efforts to coordinate its departments to guide the subject transaction and approvals to a timely conclusion, all in accordance with and pursuant to the Village of Buffalo Grove municipal code. If there are delays in obtaining approvals due to timing of Village of Buffalo Grove meetings and through no fault of Buyer, notice requirements or moratoriums which extend dates beyond the timing contained in this Agreement, then Buyer shall be granted an extension of time equal to delays experienced by Buyer due to such timing of Village of Buffalo Grove meetings or delays due to notice requirements or moratoriums, but in no event shall such extension exceed thirty (30) days. Fees assessed by the Village of Buffalo Grove shall be consistent with its normal

practice in accordance with and pursuant to the Village of Buffalo Grove municipal code.

8. **CLOSING DATE**. The Closing Date shall be thirty (30) days after the earlier of: (a) expiration of the Approval Period; or (b) the date of approval of the re-zoning and Final Plat of Subdivision for the Property by the Village Board of the Village of Buffalo Grove, provided that Buyer has not terminated this Agreement pursuant to a right to do so contained herein, and provided that all other covenants and conditions herein contained on the part of Seller have been complied with by Seller. Notwithstanding anything herein contained to the contrary, Buyer may elect to close this transaction on any earlier date by written notice to Seller delivered at least fifteen (15) days prior to Buyer's intended closing date. The Parties agree that the Closing may be set up remotely and/or in a manner so that the Parties and their respective attorneys, or any of them, need not be physically present and may deliver all necessary documents by overnight mail or other means.

9. **REPRESENTATIONS, WARRANTIES AND COVENANTS**.

(A) To induce Buyer to execute, deliver and perform this Agreement and without regard to any independent investigations made by Buyer, Seller represents, warrants and covenants to Buyer that as of the date hereof and the Closing Date:

(a) Except as disclosed to Buyer by Seller, there are no leases, tenancies, or other rights of occupancy, possession or use for any portion of the Property. At the Closing, there shall be no leases, tenancies or other rights of occupancy, possession or use for the Property. All leases and tenancies shall be terminated with proper notice given in accordance with all governmental regulations, statutes and ordinances.

(b) Seller is not a party to any written agreement with any person, firm, corporation, or other entity that has any right or option to acquire the Property or any portion thereof.

(c) There is not pending, nor has Seller received a written threat from a public authority of a contemplated condemnation of the Property or any part thereof.

(d) There are and shall be no liens or claims against Seller applicable to the Property for federal withholding taxes or estate taxes, or any other taxes or charges whatsoever.

(e) Seller's execution of and performance under this Agreement shall not constitute a breach of any agreement, understanding, order, judgment or decree, written or oral, to which Seller is a party and to which any part of the Property may be bound.

(f) There are and will be no recorded or unrecorded mechanics' or materialmen's' liens or claims for such liens affecting the Property, and as of the Closing Date.

(g) Pending the Closing, Seller agrees that Seller will not transfer the Property except as herein expressly contemplated or create any easements, liens, mortgages, or other encumbrances with respect to the Property, except with Buyer's prior written consent.

(h) That Seller is the owner in fee simple absolute of the title to the Property, with full power and authority to enter into and consummate this transaction.

(i) Seller has not received any written notices from any federal, state, county or municipal authority as to the existence of any Hazardous Materials or Hazardous Substances (as defined under federal law) at the Property and Seller has no knowledge of any other environmental problem or hazardous materials issues in any way related to the Property.

(j) Seller is not a "foreign person," "foreign partnership," "foreign trust" or "foreign estate" as those terms are defined in Section 1445 of the Internal Revenue Code.

The continued validity in all material respects of all representations, covenants and warranties set forth in this Agreement shall be a condition precedent to the performance of Buyer's obligations hereunder. Seller shall notify Buyer promptly if Seller becomes aware of any transaction or occurrence prior to Closing Date which would make any of the representations or warranties of Seller contained in this Paragraph 9 untrue in any material respect. All representations and warranties set forth in this Agreement shall be continuing and shall be true and correct on and as of the Closing Date with the same force and effect as if made at that time, and Seller shall deliver an affidavit or certificate at Closing re-making all representations, covenants and warranties as of the Closing Date. Seller's representations and warranties shall survive Closing for a period of one (1) year.

(C) In addition to any other representations and warranties of Buyer contained herein, Buyer represents and warrants that, as of the Effective Date and as of the Closing Date, Buyer has the legal power, right and authority to enter into this Agreement, to consummate the transactions contemplated hereby, and to execute and deliver all documents and instruments to be delivered by Buyer hereunder. Buyer's execution of and performance under this Agreement shall not constitute a breach of any agreement, understanding, order, judgment or decree, written or oral, to which Buyer is a party and to which any part of the Property may be bound.

10. **CONDITION OF PROPERTY**. Subsequent to the execution of this Agreement and until the Closing Date, Seller agrees, at Seller's sole cost and expense, that the Property will be kept in good order, free from waste and neglect, in accordance with past practice to allow Seller to deliver the Property to Buyer in the same condition as exists on the date hereof.

11. **CONDITIONS PRECEDENT**. This Agreement and Buyer's obligation to close are subject to the following additional express conditions precedent set forth below. Notwithstanding anything to the contrary which may be contained herein, each of the conditions precedent may be waived in writing by Buyer, such conditions being intended for the exclusive protection and benefit of Buyer.

(a) The continued validity of each and all of the representations, warranties and covenants of Seller contained in this Agreement in all material respects.

(b) The delivery of all Closing documents required to be delivered by Seller described in this Agreement, draft versions of which shall be provided to Buyer's counsel not less than three (3) days before Closing.

(c) Seller shall deliver good and marketable title to the Property at Closing and there shall be no condemnation proceedings instituted by any governmental agency at any time prior to Closing.

Buyer and Seller acknowledge and agree that Building Permits for the construction and installation of Buyer's Intended Use shall not be a condition precedent to Buyer's obligation to close. If any of the conditions precedent to Buyer's obligations set forth in this Paragraph or elsewhere in the Agreement are not fulfilled at or within the times set forth herein for the fulfillment thereof (after any applicable cure period), or not otherwise waived in writing by Buyer, Buyer may terminate this Agreement by written notice to Seller, in which event this Agreement shall terminate, as Buyer's sole, exclusive remedy, in lieu of any other remedy at law or in equity and, unless such termination was caused by a Seller default or Seller's failure to satisfy Seller's portion of the conditions set forth above, the Earnest Money shall be paid to Seller.

12. **PRORATIONS**. Buyer and Seller acknowledge and agree that due to the Property being owned by a governmental entity, real estate taxes are exempt. Therefore, there shall be no tax proration credit provided by Seller to Buyer at Closing. Any stamp tax, if any, imposed by State and County law on the transfer of the title shall be paid by Seller, however, due to the Property being owned by a governmental entity, State and County transfer taxes are exempt; and Buyer and Seller shall furnish completed Real Estate Transfer Declarations signed by both Parties in the form required pursuant to the Real Estate Transfer Act of the State of Illinois and Lake County. The Parties shall furnish any declaration signed by both Parties or meet other requirements as established by any local municipal ordinance with regard to a transfer or transaction tax. The Buffalo Grove transfer tax shall be paid by Seller.

13. **DEED/CLOSING MECHANICS - SELLER**. At the Closing of the transaction:

(a) Seller shall deliver to Buyer the following items, which items shall be in form and substance satisfactory to Buyer:

(i) On the Closing Date, Seller shall deliver to Buyer a later date marked Commitment and Seller shall direct the Title Company to issue a 2006 Owner's ALTA Policy of Title Insurance Form B, as required by Paragraph 3 hereof, at Seller's cost, to be issued by the Title Company in Buyer's favor in the full amount of the Purchase Price, with extended coverage, insuring Buyer's fee simple title to the Property, subject only to the Permitted Exceptions.

(ii) A Special Warranty Deed ("Deed"), in a form suitable for recording, conveying good and marketable fee simple title in the Property to Buyer, subject only to the Permitted Exceptions.

(iii) Possession of the Property.

(iv) Execute and deliver to Buyer the affidavit or certificate relating to Seller's representations and warranties contemplated in Paragraph 9(A).

(v) Execute and deliver to Buyer an Affidavit of Title covering the

Property, in customary form.

(vi) Execute and deliver to the Title Company an ALTA Statement.

(vii) Execute and deliver to the Title Company a GAP Undertaking.

(viii) Execute and deliver such documents as are necessary or appropriate to allow Buyer to comply with Section 1445 of the Internal Revenue Code regarding tax withholding on the sale of U.S. real property by a foreign person or execute and deliver such certificates or affidavits as are appropriate regarding exemption from such requirements.

(ix) Execute and deliver a Closing Statement.

(x) Execute and deliver an Affidavit of No Property Manager for the Property currently being conveyed.

(xi) Deliver a duly passed Municipal Ordinance reasonably satisfactory to the Title Company evidencing Seller's authority to enter into and consummate this transaction pursuant to this Agreement.

(xix) Execute and deliver such other instruments and documents specifically required to be delivered by Seller under the terms of this Agreement whether or not expressly set forth in this Paragraph.

14. **DEED/CLOSING MECHANICS - BUYER**. On or prior to the Closing Date, or as otherwise provided, Buyer shall do or perform the following:

(i) Cause to be delivered to Seller the Purchase Price.

(ii) Deliver a fully executed, recordable Final Plat which shall include Seller's signature as required by Section 7(b) hereof.

(iii) Execute and deliver a Closing Statement.

(iv) Execute and deliver such corporate, partnership and/or limited liability company resolutions and authorizations reasonably satisfactory to Seller and the Title Company evidencing Buyer's authority to enter into and consummate this transaction pursuant to this Agreement.

(v) Deliver a fully executed Buyer's broker's lien waiver as approved by the Title Company, if applicable and if required by the Title Company.

(vi) Execute and deliver such other instruments and documents specifically required to be delivered by Buyer under the terms of this Agreement whether or not expressly set forth in this Paragraph.

15. **CONDEMNATION**. Seller covenants and agrees that it will not commence a

condemnation action to take the Property, or any portion thereof, by its eminent domain powers while this Agreement remains executory.

16. **AS-IS, WHERE-IS TRANSACTION**. **SELLER AND BUYER HEREBY UNDERSTAND, ACKNOWLEDGE AND AGREE THAT BUYER IS PERMITTED THE OPPORTUNITY TO FULLY INSPECT THE PHYSICAL CONDITION OF THE PROPERTY. THUS, BUYER AND SELLER HEREBY UNDERSTAND, ACKNOWLEDGE AND AGREE THAT EXCEPT AS SET FORTH IN THIS AGREEMENT, IN THE DEED OR IN SELLER'S CLOSING CERTIFICATE REAFFIRMING REPRESENTATIONS AND WARRANTIES, SELLER AND ITS REPRESENTATIVES AND/OR AGENTS HAVE NOT MADE AND ARE NOT NOW MAKING, AND THEY SPECIFICALLY DISCLAIM ALL WARRANTIES, REPRESENTATIONS OR GUARANTIES OF ANY KIND OR CHARACTER, EXPRESSED OR IMPLIED, ORAL OR WRITTEN, PAST, PRESENT OR FUTURE, WITH RESPECT TO THE PROPERTY, PERSONAL PROPERTY, IF ANY, AND THE SIZE, LOCATION, AGE, USE DESIGN, QUALITY, DESCRIPTION, SUITABILITY, STRUCTURAL INTEGRITY, OPERATION OR PHYSICAL CONDITION OF THE PROPERTY, OR ANY PORTION THEREOF, AND THE PRESENCE OF HAZARDOUS MATERIALS IN OR ON, UNDER OR IN THE VICINITY OF THE PROPERTY, AND THE MERCHANTABILITY OF THE PROPERTY OR FITNESS OF THE PROPERTY FOR ANY PARTICULAR PURPOSE, AND THAT SELLER MAKES NO WARRANTY, EITHER EXPRESS, IMPLIED OR BY OPERATION OF LAW, THAT THE PROPERTY IS FIT FOR ANY PARTICULAR PURPOSE, EXCEPT AS STATED HEREIN. BUYER UNDERSTANDS, ACKNOWLEDGES AND AGREES THAT EXCEPT FOR SELLER'S WARRANTIES AND REPRESENTATIONS EXPRESSLY CONTAINED IN THIS AGREEMENT, BUYER HAS NOT RELIED UPON AND WILL NOT RELY UPON, EITHER DIRECTLY OR INDIRECTLY, ANY REPRESENTATION OR WARRANTY OF SELLER OR ITS REPRESENTATIVES OR ANY OF THEIR RESPECTIVE AGENTS AND ACKNOWLEDGES THAT NO SUCH REPRESENTATIONS HAVE BEEN MADE, AND BUYER WILL CONDUCT SUCH INSPECTIONS AND INVESTIGATIONS OF THE PROPERTY AS BUYER DEEMS NECESSARY, INCLUDING, BUT NOT LIMITED TO THE FINANCIAL, PHYSICAL AND ENVIRONMENTAL CONDITIONS THEREOF, AND SHALL RELY UPON SAME. UPON CLOSING, BUYER SHALL ASSUME THE RISK THAT ADVERSE MATTERS INCLUDING, BUT NOT LIMITED TO ADVERSE FINANCIAL, PHYSICAL AND ENVIRONMENTAL CONDITIONS WHICH MAY NOT HAVE BEEN REVEALED BY BUYER'S INSPECTIONS AND INVESTIGATIONS (OR SELLER'S REPRESENTATIONS AND WARRANTIES) MAY EXIST. BUYER ACKNOWLEDGES AND AGREES THAT, EXCEPT AS OTHERWISE SET FORTH HEREIN, UPON CLOSING, SELLER SHALL SELL AND CONVEY TO BUYER, AND BUYER SHALL ACCEPT THE PROPERTY "AS-IS", "WHERE-IS", "WITH ALL FAULTS". BUYER FURTHER ACKNOWLEDGES AND AGREES THAT THERE ARE NO ORAL AGREEMENTS, WARRANTIES OR REPRESENTATIONS, COLLATERAL TO OR AFFECTING THE PROPERTY BY SELLER, ANY AGENT OF SELLER OF THIRD PARTY. THE TERMS OF THIS PARAGRAPH SHALL SPECIFICALLY SURVIVE THE CLOSING.**

17. **DEFAULT**. If Seller is unable to convey title to the Property in accordance with the condition in this Agreement, if there has occurred a material breach of any of Seller's representations, warranties, and/or covenants, or if the conditions precedent to Buyer's performance specified herein have

neither been satisfied nor waived by Buyer, Buyer may, at Buyer's option, terminate this Agreement by written notice forwarded to Seller on or prior to the Closing Date, in which event the Earnest Money shall be returned to Buyer and this Agreement shall be terminated, or Buyer may elect to enforce this Agreement by an action for specific performance of this Agreement, as Buyer's sole, exclusive remedies in lieu of any other remedy at law or in equity, Buyer hereby specifically waiving any and all right to damages arising from the breach of this Agreement by Seller.

If Buyer fails to consummate this Agreement for any reason (other than Seller's default or a termination of this Agreement by Seller or Buyer pursuant to a right to do so expressly provided for in this Agreement), Seller shall, as Seller's sole remedy, and in lieu of any other remedy, legal or equitable in nature, terminate this Agreement and the Earnest Money shall be paid to Seller as liquidated damages and not as a penalty, damages being difficult or impossible to ascertain, in which event all obligations of the Parties hereunder shall cease and this Agreement shall have no further force and effect, Seller hereby expressly waiving and releasing any right to seek other damages against Buyer.

Neither Seller nor Buyer shall avail itself of any remedy granted to it hereunder based upon an alleged default of the other party hereunder unless and until written notice of the alleged default, in reasonable detail, has been delivered to the defaulting Party by the non-defaulting Party and the alleged default has not been cured on or before 5:00 p.m., Chicago time, on the third (3rd) business day next following delivery of said notice of default.

18. **REAL ESTATE COMMISSION**. Buyer and Seller represent and warrant to each other that Seller has not dealt with any broker, and that no Seller's broker was the procuring cause of the transaction contemplated by this Agreement. Any commission due and owing to any broker that was retained or procured by Buyer for this transaction shall be paid by Buyer outside of the Closing. If applicable, or if required by the Title Company, Buyer shall obtain a fully executed, final lien waiver, approved by the Title Company, and deliver the original executed broker's lien waiver to the Title Company at or prior to Closing. Buyer and Seller each agree to protect, defend, indemnify and hold harmless the other, their successors and assigns, from and against any and all obligation, cost, expense and liability, including without limitation, all reasonable attorney's fees and court costs, arising out of any claim for brokerage commission, finder's commission or other such compensation as a result of the dealings of Buyer or Seller in connection with such transaction.

19. **MISCELLANEOUS PROVISIONS**.

(a) **Assignment**. Upon the consent of Seller, not to be unreasonably withheld or delayed, Buyer may only assign its rights in this Agreement to any entity that are in part owned or controlled by Buyer, Derick Goodman or Steven Goodman. Buyer may designate a nominee a single purpose entity created to take title to the Property at Closing which entity shall be owned in part or controlled by Buyer, Derick Goodman or Steven Goodman. Any assignments by Buyer shall not release Buyer of its obligations hereunder.

(b) **Notices**. All notices required or desired to be given hereunder shall be deemed given if and when delivered personally, when sent by electronic mail with the immediate mailing of a copy of the notice via U.S. Mail, First Class, or on the next business day after being deposited with a national overnight courier service, or on the third business day after being deposited in the United States certified or registered mail,

return receipt requested, postage prepaid, addressed to a party at its address set forth below, or to such other address as the party to receive such notice may have designated to all other parties by notice in accordance herewith:

(i) If to Seller:

The Village of Buffalo Grove, Illinois
c/o Christopher Stilling, AICP Deputy
Village Manager
50 Raupp Boulevard
Buffalo Grove, Illinois 60089
Phone: (847) 459-2500
Email: cstilling@vbg.org

with a copy to:

Schain, Banks, Kenny & Schwartz, Ltd.
Three First National Plaza
70 West Madison Street
Suite 2300
Chicago, Illinois 60602
Attention: Richard G. Golab
Facsimile: (312) 345-5701
rgolab@schainbanks.com

(ii) If to Buyer:

THG Holdings, LLC
747 Lake Cook Road 100W
Deerfield, Illinois 60015
Attention: Derick B. Goodman
Telephone: _____
Email: _____

with a copy to:

Charles E. Alexander
40 Skokie Boulevard, Suite 400
Northbrook, Illinois 60062
Telephone: 847/559-8600
Facsimile: 847/559-9197
Email: calexander@ceapc.net

Electronic mail notices sent on a non-business day shall be deemed given on the following business day.

(c) **Entire Agreement**. This Agreement and Exhibits "A" and "B", which are attached hereto and made a part hereof, constitute the entire agreement between Seller and Buyer, and there are no other covenants, agreements, promises, terms, provisions, conditions, undertakings, or understandings, either oral or written, between them concerning the Property other than those herein set forth. No subsequent alteration, amendment, change, deletion or addition to this Agreement shall be binding upon Seller or Buyer unless in writing and signed by both Seller and Buyer.

(d) **Headings**. The headings, captions, numbering system, etc., are inserted

only as a matter of convenience and may under no circumstances be considered in interpreting the provisions of the Agreement.

(e) **Binding Effect**. All of the provisions of this Agreement are hereby made binding upon the personal representatives, heirs, successors, and assigns of both parties hereto.

(f) **Time of Essence**. Time is of the essence of this Agreement.

(g) **Unenforceable or Inapplicable Provisions**. If any provision hereof is for any reason unenforceable or inapplicable, the other provisions hereof will remain in full force and effect in the same manner as if such unenforceable or inapplicable provision had never been contained herein.

(h) **Counterparts**. This Agreement can be executed in counterparts, each of which shall be an original and, together will constitute a fully executed and binding contract. The exchange of executed signature pages by facsimile or electronic email Portable Document Format (PDF) transmission shall constitute effective delivery of such signature pages and may be used in lieu of the original signature pages for all purposes. In the event this Agreement is executed by the exchange of facsimile or electronic email Portable Document Format (PDF) copies, the Parties agree that upon written notice from one Party to another, to exchange ink-signed counterparts promptly after the execution and delivery of this Agreement.

(i) **Applicable Law, Place of Performance**. This Agreement shall be construed under and in accordance with the laws of the State of Illinois. All obligations contained in this Agreement are performed in Lake County, State of Illinois.

(j) **Buyer's Waiver of Conditions Precedent**. Buyer may, at Buyer's sole option, waive any of the conditions precedent to Buyer's performance specified in this Agreement by giving written notice to Seller at any time on or before the Closing Date.

(k) **Survival Clause**. The representations, warranties and covenants contained herein shall not merge in the deed or any other document and shall survive the Closing for a period of one (1) year after the Closing.

(l) **Further Assurances**. The parties each agree to do, execute, acknowledge and deliver all such further acts, instruments and assurances and to take all such further action before or after Closing as shall be necessary or desirable to fully carry out this Agreement and to fully consummate and effect the transactions contemplated hereby.

(m) **Construction**. This Agreement shall not be construed more strictly against one party than against the other merely by virtue of the fact that it may have been prepared primarily by counsel for one of the Parties, it being recognized that both Buyer and Seller have contributed substantially and materially to the preparation of this Agreement.

(n) **Attorney's Fees**. In the event of any action or proceeding brought by either Party against the other for any matter arising out of or in any way relating to this Agreement or the Property, each party shall bear its own attorneys' fees and costs incurred in such action.

(o) **Closing Date**. In the event that the Closing Date or any other deadline date described in this Agreement falls on a weekend or a holiday, the Closing Date or other deadline date shall be deemed to be the next business day.

(p) **Proprietary Capacity**. The Village of Buffalo Grove enters into this Agreement solely in its proprietary capacity as a land owner. The Parties hereto understand, acknowledge and agree that no provision or term in this Agreement shall be interpreted to be an admission, approval, acquiescence, right or permit by or from the Village of Buffalo Grove regarding any matter relating to the Village's municipal power and authority. The Parties hereto understand, acknowledge and agree they must fully comply in all respects to the Village or Buffalo Grove's regulatory and permitting ordinances and requirements.

(q) **Marketing**. Buyer shall not market the Property for sale prior to Closing. Notwithstanding anything contained herein to the contrary, Buyer may obtain and erect one (1) sign on the Property, marketing the residences to be constructed and sold on the Property once the Village of Buffalo Grove's Board approves the rezoning of the Property pursuant to Paragraph 7, hereunder. Prior to construction of any sign pursuant to this Paragraph 19(q), Buyer shall obtain, at Buyer's cost, a permit for such sign and the sign shall meet all Village of Buffalo Grove code requirements for the sign.

(SIGNATURES APPEAR ON THE FOLLOWING PAGE)

DATED this _____ day of February, 2023, which is the date this Agreement has been signed by whichever of Buyer or Seller is the last to sign this Agreement. All references to the "Contract Date", "Effective Date" or similar references shall mean this date.

SELLER:

THG HOLDINGS LLC, an Illinois limited liability company

By:_____
Name: _____
Its: _____

BUYER:

THE VILLAGE OF BUFFALO GROVE, ILLINOIS, an Illinois municipal corporation

By:_____
Name:_____
Its:_____

EXHIBIT "A"

LEGAL DESCRIPTION

THAT PART OF THE NORTHEAST QUARTER OF THE NORTHEAST QUARTER OF SECTION 29, TOWNSHIP 43 NORTH, RANGE 11 EAST OF THE THIRD PRINCIPAL MERIDIAN, DESCRIBED AS FOLLOWS: BEGINNING AT THE SOUTHEAST CORNER OF LOT 1 IN THE VILLAS OF BUFFALO GROVE UNIT TWO; THENCE NORTH 00 DEGREES 12 MINUTES 30 SECONDS EAST, A DISTANCE OF 106.31 FEET (MEASURE), 105.0 FEET (RECORD) TO THE NORTHEAST CORNER THEREOF; THENCE NORTH 89 DEGREES 48 MINUTES 15 SECONDS EAST, PARALLEL WITH THE SOUTH LINE OF THE NORTHEAST QUARTER OF THE NORTHEAST QUARTER OF SAID SECTION 29, A DISTANCE OF 455.00 FEET; ; THENCE SOUTH 00 DEGREES 12 MINUTES 30 SECOND S WEST, A DISTANCE OF 106.31 FEET TO A POINT OF THE SOUTH LINE OF THE NORTHEAST QUARTER OF THE NORTHWEST QUARTER OF SAID SECTION 29; THENCE SOUTH 89 DEGREES 48 MINUTES 15 SECONDS WEST, ALONG THE SOUTH LINE OF THE NORTHEAST QUARTER OF THE NORTHEAST QUARTER OF SAID SECTION 29, A DISTANCE OF 455.75 FEET TO THE POINT OF BEGINNING, IN LAKE COUNTY, ILLINOIS.

EXHIBIT "B"

MAP OF PROPERTY

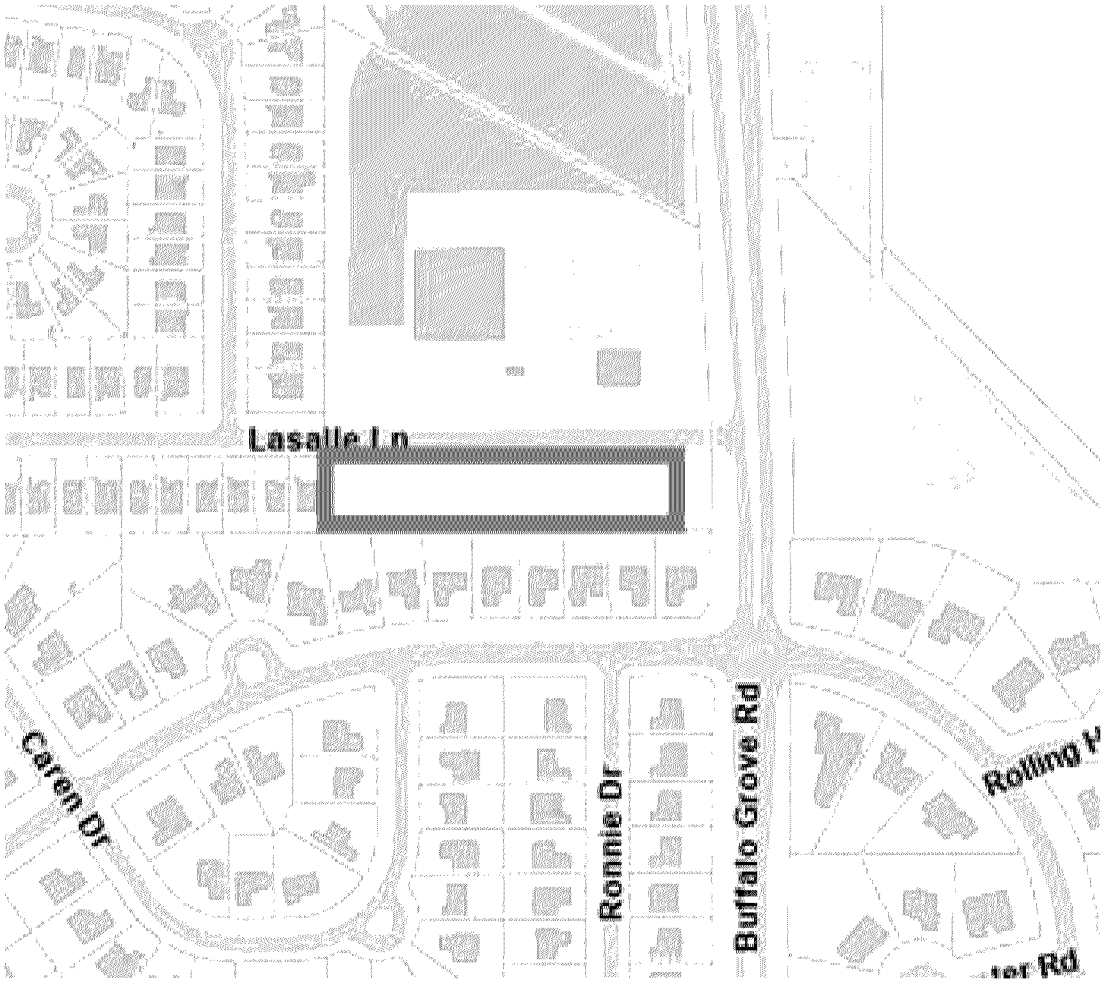

Ordinance No. O-2023-20 : Ordinance Approving a Text Amendment in the I District Allowing for a Public Works Facility as a Special Use

Recommendation of Action

The Planning & Zoning Commission unanimously recommended approval. Staff concurs with this recommendation.

Public Works Facility will be moving to 1650 Leider Lane is seeking a text amendment to the Zoning Ordinance to allow Public Works Facility as a Special Use in the Industrial. Additional information can be found the attached staff memorandum.

ATTACHMENTS:

- BOT Memo (DOCX)
- Ordinance (DOC)

Trustee Liaison
Johnson

Staff Contact
Nicole Woods, Community Development

Tuesday, February 21, 2023	

VILLAGE OF
BUFFALO GROVE

DATE: February 21, 2023

TO: Dane Bragg, Village Manager

FROM: Nicole Woods, Community Development Director
Kelly Purvis, Deputy Community Development Director

SUBJECT: Text amendment to the Village Zoning Ordinance (Title 17 of the Buffalo Grove Municipal Code) to add language concerning a special use for an Public Works Facility in the Industrial District.

BACKGROUND

Buffalo Grove Public Works Department is seeking zoning approvals to allow the relocation of the Public Works facility from 51 Raupp Boulevard to 1650 Leider Lane. The property is a little over 9 acres in area, zoned for Industrial Use, and is currently improved with a 173,000 square foot building that was formerly used as a warehouse and distribution facility. To accommodate the request, staff is seeking approval of a text amendment to the Industrial District to allow a Public Works facility as a special use. A special use request has also been filed by the petitioner.

The 2009 Comprehensive Plan indicates that the subject property and all surrounding properties should be Industrial Uses. Staff believes that the Public Works facility is compatible with the surrounding uses, which are all industrial uses with significant truck traffic and outside storage. Currently, the Industrial District does not allow for municipal buildings other than Police and Fire Stations. The addition of Public Works facilities is logical, and fitting given the similar nature of their operations and other uses allowed in the Industrial District.

PLANNING & ZONING COMMISSION (PZC) RECOMMENDATION

The PZC recommended approval (7-0) of the text amendment.

PUBLIC HEARING COMMENTS

There were no comments from the public concerning the text amendment.

PROPOSED TEXT AMENDEMENT

Pursuant to the Zoning Ordinance, the Industrial District does not allow Public Works Facility as either a permitted or a special use. The following draft language is proposed (shown below in bold and underlined) and would be listed under Section 17.48.020 C. (Special Use in the I District):

> *11. Police station**,** ~~or~~ fire station, or **Public Works facility;***

ACTION REQUESTED

Staff recommends that the Village Board approve an Ordinance amending the Village Zoning Ordinance (Title 17 of the Buffalo Grove Municipal Code) to add language concerning a special use for a Public Works facility in the Industrial District.

Underlined = addition
~~Blacklined~~ = removal
2/21/2023

ORDINANCE NO. 2023 - _____

AN ORDINANCE AMENDING THE COMPREHENSIVE ZONING ORDINANCE, TITLE 17, OF THE VILLAGE OF BUFFALO GROVE MUNICIPAL CODE

WHEREAS, the Village of Buffalo Grove is a Home Rule Unit pursuant to the Illinois Constitution of 1970.

NOW THEREFORE BE IT ORDAINED BY THE PRESIDENT AND BOARD OF TRUSTEES OF THE VILLAGE OF BUFFALO GROVE, COOK AND LAKE COUNTIES, ILLINOIS, as follows:

Section 1. Subsection C. of Section 17.48.020, Special Uses, of the Village of Buffalo Grove Municipal Code, is hereby amended by adding the following text:

11. Police station**, ~~or~~** fire station**, or public works facility**;

Section 2. If any section, paragraph, clause, or provision of this Ordinance shall be held invalid, the invalidity thereof shall not affect any other provision of this Ordinance.

Section 3. Any person violating any portion of this Ordinance shall be punished according to the provisions of Chapter 1.08 of the Buffalo Grove Municipal Code.

Section 4. This Ordinance shall be in full force and effect from and after its passage, approval, and publication. This Ordinance may be published in pamphlet form.

AYES:_____

NAYES:_____

ABSENT:_____

PASSED:_____, 2023

APPROVED:_____, 2023

PUBLISHED:_____, 2023

APPROVED:

_____

Beverly Sussman, Village President

ATTEST:

_____

Janet Sirabian, Village Clerk

Attachment: Ordinance (O-2023-20 : Ordinance Approving a Text Amendment in the I District Allowing for Public Works Facility)

Ordinance No. O-2023-21 : Ordinance Approving Special Use and Preliminary Plan with Zoning Variations for New Public Works Facility at 1650 Leider Lane

Recommendation of Action

The Planning & Zoning Commission unanimously recommended approval, subject to the conditions in the attached Ordinance. Staff concurs with this recommendation.

The Buffalo Grove Public Works Department is looking to relocate to 1650 Leider Lane. The property is a little over 9 acres in area, zoned for Industrial Use, and is currently improved with a 173,000 square foot building that was formerly used as a warehouse and distribution facility. Planned improvements include a complete interior renovation of the existing building and construction of a salt storage dome and dry material storage structures. In order for the project to move forward as proposed, the following approvals are needed: a Special Use for a Public Works Facility and outdoor storage in the Industrial District, Preliminary Plan approval and Zoning Variations related to the placement of the accessory structures and open outside storage of materials.

ATTACHMENTS:

- BOT Memo (DOCX)
- Ordinance (DOCX)
- Exhibit B Plan Set (PDF)
- Exhibit C Draft PZC Minutes 2.1.23 (PDF)

Trustee Liaison
Johnson

Staff Contact
Nicole Woods, Community Development

Tuesday, February 21, 2023	

VILLAGE OF
BUFFALO GROVE

MEMORANDUM

DATE: February 21, 2023

TO: Dane Bragg, Village Manager

FROM: Nicole Woods, Community Development Director
Kelly Purvis, Deputy Community Development Director

SUBJECT: 1650 Leider Lane – Public Works Facility. The petitioner is seeking approval of Special Uses to allow a Public Works Facility on the subject property with outside storage of materials, Preliminary Plan approval, and Variations from the Zoning Code related to the placement of accessory structures on the property and outside storage of materials.

BACKGROUND

The Buffalo Grove Public Works Department is seeking zoning approvals to allow relocation of the Public Works facility to 1650 Leider Lane. The property is a little over 9 acres in area, zoned for Industrial Use, and is currently improved with a 173,000 square foot building that was formerly used as a warehouse and distribution facility. Planned improvements include a complete interior renovation of the existing building and construction of a salt storage dome and dry material storage structures.



In order for the project to move forward as proposed, the following approvals are needed:

1. A Special Use to allow a Public Works facility in the Industrial District;
2. A Special Use for outside storage of materials;
3. Approval of the Preliminary Plan;
4. The following Zoning Variations:
   a. A Variation from Section 17.32.020 to allow a salt storage dome to be constructed in the rear yard, closer than 3 feet from the interior property line;
   b. A Variation from Section 17.32.020 to allow material storage structures to be constructed within the required side yard setback and closer to the street than the midpoint of the principal building;
   c. A Variation from Section 17.48.020(C)9 to allow outside storage of materials that will not be fully enclosed.

PLANNING & ZONING ANALYSIS

Operations:

- The Public Works Department has 50 full time employees plus 8-10 seasonal employees.
- Typical hours of operation are 7:00 am to 3:30 pm Monday – Friday but may be extended seasonally (snow removal) or for emergencies such as water main breaks.

Proposed Plan:

- The 1650 Leider Lane building is approximately 173,000 square feet in area and was previously used as a warehouse and distribution facility with accessory uses for an office and outside material storage.
- Approximately 130,000 square feet of the building will be designed for the use of the Public Works Department, while the remaining 43,000 square feet will be leased to a future tenant.
- To meet the needs of the Public Works Department, the building will require a full interior renovation, however the building footprint will remain unchanged.
- The current building is compliant with all required setbacks and the 50-foot height limitation for the Industrial District.

Existing Building on 1650 Leider Lane Property

Accessory Structures:

- Public Works is proposing to construct a salt storage dome and dry materials storage structures on the south part of the site.
- The salt storage dome will be located in the rear yard of the property approximately 2 feet from the interior lot line. It is permitted to be constructed no closer than 3 feet from the south property line, therefore, a variation will be needed.
- The salt storage dome will be approximately 43 feet tall, which is complaint with the 50-foot height limitation in the industrial district.
- The proposed materials storage structures will be very similar to the storage structures at the current Public Works facility, which are approximately 20 feet in height and open on one side. The new storage structures will be 4,000 sf initially, with the option to build out an additional 40 ft by 40 ft storage structure in the future if needed. The storage area at the current Public Works facility is 2,400 sf.
- The additional storage space proposed at the new facility will give Public Works greater control over materials' supply chains.

Storage Material Structures at Current Public Works Facility

- A special use is required to allow outside storage of materials on the site. In addition, a variation is necessary as the structures will not be fully enclosed and the proposed 8-foot fence that will secure the site will be shorter than the opening of the storage structures.
- The material storage enclosures will be located within the interior side yard, approximately 2 feet from the south property line. Accessory structures located in the side yard in the industrial district must be setback from interior lot lines a minimum of 15-feet and must be no closer to the front lot line than the mid-point of the principal building. The material storage structures will need variations from both requirements when fully built out as shown on the preliminary engineering plans.
- Given the location of the salt dome and materials storage structures on the site (on the side and towards the rear of the building) and in the Village (in the Industrial District surrounded by only industrial uses), staff finds these variation and special use requests reasonable.

Site Access & Traffic:

- There are 5 access drives to the various parking and loading areas on the property.
- The site can be accessed from Industrial Drive, but the main entrances are on Leider Lane.
- For daily operations, the Public Works vehicles will use Leider Lane to access Aptakisic Road.
- It is anticipated that Public Works will generate less traffic than the previous use and that the traffic patterns will remain the same.

Parking:

- There will be ample parking provided at the 1650 Lieder Lane with 240 spaces proposed (inside and outside the building).
- This is sufficient parking for both the Public Works facility as well as an additional tenant as the current Public Works facility has 70 parking stalls.
- The Department's 58 work vehicles will be stored inside the building while employee and visitor parking will be provided outside in the existing parking lots.
- The Code requires 65 parking stalls be provided (39 for the industrial use and 26 for the office use).

Lighting:

- There will be some updates to the exterior lighting on the south and west side of the site.
- Light fixture cut sheets and a photometric plan which are compliant with the Village's requirements have been included in the plan set.
- The lighting levels will not exceed .5 fc at any of the property lines.
- Both pole mounted and wall mounted fixtures are proposed.

Landscaping:

- There are minimal changes proposed to the existing landscaping on the property.
- The Village's Forestry Division will maintain and work to improve the existing landscaping with native plantings as shown on the attached Landscape Plan.

Stormwater & Engineering:

- The drainage pattern on the site will not be altered.
- There will be some reduction of impervious surfaces on the site, which will reduce stormwater runoff.

Signage:

- One freestanding, double faced sign is proposed, just north of the main entrance to the building.
- The sign will be setback the required 10 feet from all property lines and is compliant with the code limitations for height and sign area.

Current Public Works Facility Signage

PUBLIC HEARING COMMENTS

There were no comments from the public.

PLANNING & ZONING COMMISSION (PZC) RECOMMENDATION

The PZC **unanimously recommended approval** of the Special Uses for a Public Works Facility with outside storage of materials, a Preliminary Plan, and Zoning Variations to accommodate the relocation of the Buffalo Grove Public Works facility and construction of new accessory structures at 1650 Leider Lane, subject to the following conditions:

1. The proposed development shall be developed in substantial conformance with the plans attached as part of the petition.
2. The Final Engineering plans shall be submitted in a manner acceptable to the Village.
3. Any directional or incidental signage added to the sign package shall be reviewed administratively by staff.
4. The Special Use is granted to the Village of Buffalo Grove Public Works Department to operate at 1650 Leider Lane, which shall not run with the land.
5. The Special Use granted to the Buffalo Grove Public Works Department is assignable to subsequent petitioners seeking assignment of this special use as follows:
   i. Upon application of a petitioner seeking assignment of this Special Use, the Corporate Authorities, in their sole discretion, may refer said application of assignment to the appropriate commission(s) for a public hearing or may hold a public hearing at the Village Board.
   ii. Such assignment shall be valid only upon the adoption of a proper, valid, and binding ordinance by the Corporate Authorities granting said assignment, which may be granted or denied for any reason.

RECOMMENDATION

Staff recommends that the Village Board adopt an Ordinance granting approval of the requested Special Uses, Preliminary Plan, and Zoning Variations to accommodate the relocation of the Buffalo Grove Public Works facility and construction of new accessory structures at 1650 Leider Lane, subject to the conditions in the attached Ordinance.

ATTACHMENTS

- Narrative Description
- Alta Surveys
- Preliminary Engineering Plans
- South Elevation – Accessory Structures
- Landscape Plan
- Photometric Plan
- Light Fixture Cut Sheets
- Signage Exhibit
- Response to Special Use Standards
- Response to Zoning Variation Standards

ORDINANCE NO. 2023 - ____

AN ORDINANCE APPROVING SPECIAL USES,
A PRELIMINARY PLAN AND ZONING CODE VARIATIONS
FOR 1650 LEIDER LANE
VILLAGE OF BUFFALO GROVE,
COOK AND LAKE COUNTIES, ILLINOIS

Public Works Facility
1650 Leider Lane

WHEREAS, the Village of Buffalo Grove is a Home Rule Unit by virtue of the Illinois Constitution of 1970; and,

WHEREAS, 1650 Leider Lane, Buffalo Grove, IL ("Property") is a 9.3-acre site in the I Industrial District which is currently improved with a vacant 173,000 square foot building and is hereinafter legally described in Exhibit A; and,

WHEREAS, Darren Monico, ("Petitioner") has filed a petition on behalf of the Buffalo Grove Public Works Department, to allow the Public Works Facility to be relocated to the subject property, and is requesting the following approvals:

1. A Special Use to allow a Public Works facility in the Industrial District;

2. A Special Use for outside storage of materials;

3. Approval of the Preliminary Plan;

4. The following Zoning Variations:
   a. A Variation from Section 17.32.020 to allow a salt storage dome to be constructed in the rear yard, closer than 3 feet from the interior property line;

   b. A Variation from Section 17.32.020 to allow material storage structures to be constructed within the required side yard setback and closer to the street than the midpoint of the principal building;

   c. A Variation from Section 17.48.020(C)9 to allow outside storage of materials that will not be fully enclosed; and,

WHEREAS, the Village Planning & Zoning Commission conducted a public hearing on February 1, 2023, concerning the petition for approval of the Special Uses, Preliminary Plan, and Zoning Variations; and,

WHEREAS, the Planning & Zoning Commission made findings and determined that the petition meets the criteria for Special Uses and Variations as set forth in the Buffalo Grove Zoning Ordinance, as described in the minutes attached as Exhibit C; and,

WHEREAS, the Planning & Zoning Commission voted 7 to 0 to unanimously recommend approval of the requested Special Uses, Preliminary Plan, and Zoning Variations; and,

WHEREAS, the President and Village Board of Trustees after due and careful consideration have concluded that the proposed Special Uses, Preliminary Plan, and Zoning Variations are reasonable and will serve the best interests of the Village.

WHEREAS, the proposed development shall be operated in accordance with and pursuant to the following exhibits:

EXHIBIT A Legal Description of the Property

EXHIBIT B Plan Set

EXHIBIT C Draft Minutes from the February 1, 2023, Planning & Zoning Commission Meeting

NOW, THEREFORE, BE IT ORDAINED BY THE PRESIDENT AND BOARD OF TRUSTEES OF THE VILLAGE OF BUFFALO GROVE, COOK AND LAKE COUNTIES, ILLINOIS:

Section 1. This Ordinance is made pursuant to and in accordance with the Village's Zoning Ordinance and the Village's Home Rule powers. The preceding whereas clauses are hereby made a part of this Ordinance.

Section 2. The Corporate Authorities hereby adopt a proper, valid, and binding ordinance approving the Special Uses, Preliminary Plan, and Zoning Variations for the Property at 1650 Leider Lane, Buffalo Grove, IL, subject to the following conditions:

A. The proposed development shall be developed in substantial conformance with the plans attached as part of the petition.

B. The Final Engineering plans shall be submitted in a manner acceptable to the Village.

C. Any directional or incidental signage added to the sign package shall be reviewed administratively by staff.

D. The Special Use is granted to the Village of Buffalo Grove Public Works Department to operate at 1650 Leider Lane, which shall not run with the land.

E. The Special Use granted to the Buffalo Grove Public Works Department is assignable to subsequent petitioners seeking assignment of this special use as follows:

   a. Upon application of a petitioner seeking assignment of this Special Use, the Corporate Authorities, in their sole discretion, may refer said application of assignment to the appropriate commission(s) for a public hearing or may hold a public hearing at the Village Board.

b. Such assignment shall be valid only upon the adoption of a proper, valid, and binding ordinance by the Corporate Authorities granting said assignment, which may be granted or denied for any reason.

Section 3. This Ordinance shall be in full force and effect upon passage.

This Ordinance shall not be codified.

AYES: _____

NAYS: _____

ABSENT: _____

PASSED: _____

APPROVED: _____

ATTEST:

_____
Village Clerk

APPROVED:

_____
Beverly Sussman, Village President

EXHIBIT A

Legal Description
Public Works Facility
1650 Leider Lane

LOT 3 IN THE FINAL PLAT OF APTAKISIC CREEK CORPORATE PARK, BEING A SUBDIVISION OF PART OF THE NORTHWEST ¼ OF SECTION 27, TOWNSHIP 43 NORTH, RANGE 11, EAST OF THE THIRD PRINCIPAL MERIDIAN, ACCORDING TO THE PLAT THEREOF RECORDED AUGUST 11, 2008 AS DOCUMENT NUMBER 6379848, IN LAKE COUNTY, ILLINOIS.

PIN: 15-27-101-010

EXHIBIT B

Plan Set
Public Works Facility
1650 Leider Lane

EXHIBIT C

Minutes from the February 1, 2023, Planning & Zoning Commission Meeting
Public Works Facility
1650 Leider Lane

VILLAGE OF
BUFFALO GROVE

Engineering Division
Fifty-One Raupp Blvd.
Buffalo Grove, IL 60089-2198

Darren T. Monico, P.E.
Village Engineer
Phone 847-459-2523
dmonico@vbg.org

December 15, 2022

Nicole Woods
Director of Community Development
Village of Buffalo Grove

RE: 1650 Leider Lane Project Narrative

Dear Ms. Woods,

The Village of Buffalo Grove recently purchased 1650 Leider Lane, a vacant industrial building, to be used as the new location of the Public Works Department. By repurposing an existing building, the Village was able to significantly reduce the cost to move the operations when compared to the purchase and construction of a new building. However, to fully function effectively for the Public Works Department, the new property will require certain accommodations such as a text amendment, special uses, and variations from the Zoning Code.

Project Narrative

The 1650 Leider Lane property is a large industrial building that is approximately 173,000 square feet in size and was formerly used as a warehouse with a small office area. The Village is planning on using 130,000 square feet of the building for its Public Works operations while approximately 43,000 square feet will be marketed for lease to a separate entity in the future. To meet the needs of the Public Works Department, the building will need a full interior renovation, but will maintain the same building footprint. In addition, a salt dome accessory structure, and an area for the outside storage of materials are proposed. These structures are critical to Public Works operations.

As most of the proposed renovation work will be within the building, there are minimal changes proposed for the existing landscaping. However, the trash areas will remain enclosed as per Village code and the Forestry department will work on maintaining and improving the existing landscaping as per the attached plan. This will include looking for areas to install native plants to beautify and reduce maintenance responsibilities on the property.

The property is currently screened with 10-foot-tall wooden fence which will be replaced with a Code compliant 8-foot fence. There is an existing, publicly accessible entry from the main parking lot for use by the public and visitors to the facility which will be maintained for this new use.

Typical Operations

When the renovation is complete, this building will house the Public Works Department which consists of approximately 50 full time employees plus 8 to 10 seasonal employees. The hours of operation are 7 am to 3:30 pm plus emergency operations for infrastructure maintenance such as water main breaks or winter snow plowing. The building has adequate areas for parking which will be located both inside and outside the building. There will be 240 parking stalls located at the 1650 Leider Lane property, whereas the current Public Works facility has 70 parking stalls.

The parking for the department's work vehicles will be inside the building while the employee and visitor parking will be outside in the existing parking lots. In working with an architect and with the Village's space needs analysis, the inside building layout will hold the Village's work trucks and equipment without the need to provide new parking areas for trucks outside the building. Due to its previous use as an industrial building, the truck turning analysis for the lot and the existing entrances are sufficient for the village vehicles and any oversized vehicles such as fire trucks or semi-trucks and trailers.

For the daily departmental operations, the Public Works vehicles will use Leider Lane to access Aptakisic Road. As the building was previously used for an industrial use, the traffic patterns are expected to remain the same and will not negatively impact the existing road or the intersection of Aptakisic Road and Leider Lane. Due to the limited nature of public and private traffic heading to the Public Works Department, it is expected that this use will generate less traffic than the past industrial use. Access to the site will be made through the existing entrances and no new entrances are proposed. Leider Lane is a private road maintained by a property management association made up of the 4 properties located at 1625, 1650, 1700, and 1701 Leider Lane.

The properties around Leider Lane are all industrial or commercial uses and this proposed use will fit right in with the typical work in the area. As Public Work operations can sometimes happen at night, this new area is not near residential properties and any noise after normal business hours will not be unusual for this industrial area. More information is provided in the attached responses to the Special Use and Zoning Variation standards.

Sincerely,

Darren Monico, P.E.
Village Engineer
Village of Buffalo Grove

ALTA/NSPS LAND TITLE SURVEY

PARKING SUMMARY

CAR PARKING SPACES =	45
TRUCK PARKING SPACES =	0
HANDICAPPED PARKING SPACES =	3
TOTAL PARKING SPACES =	48

DETAIL

SCALE 1"=20'

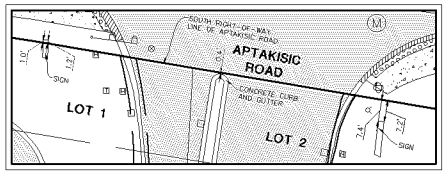

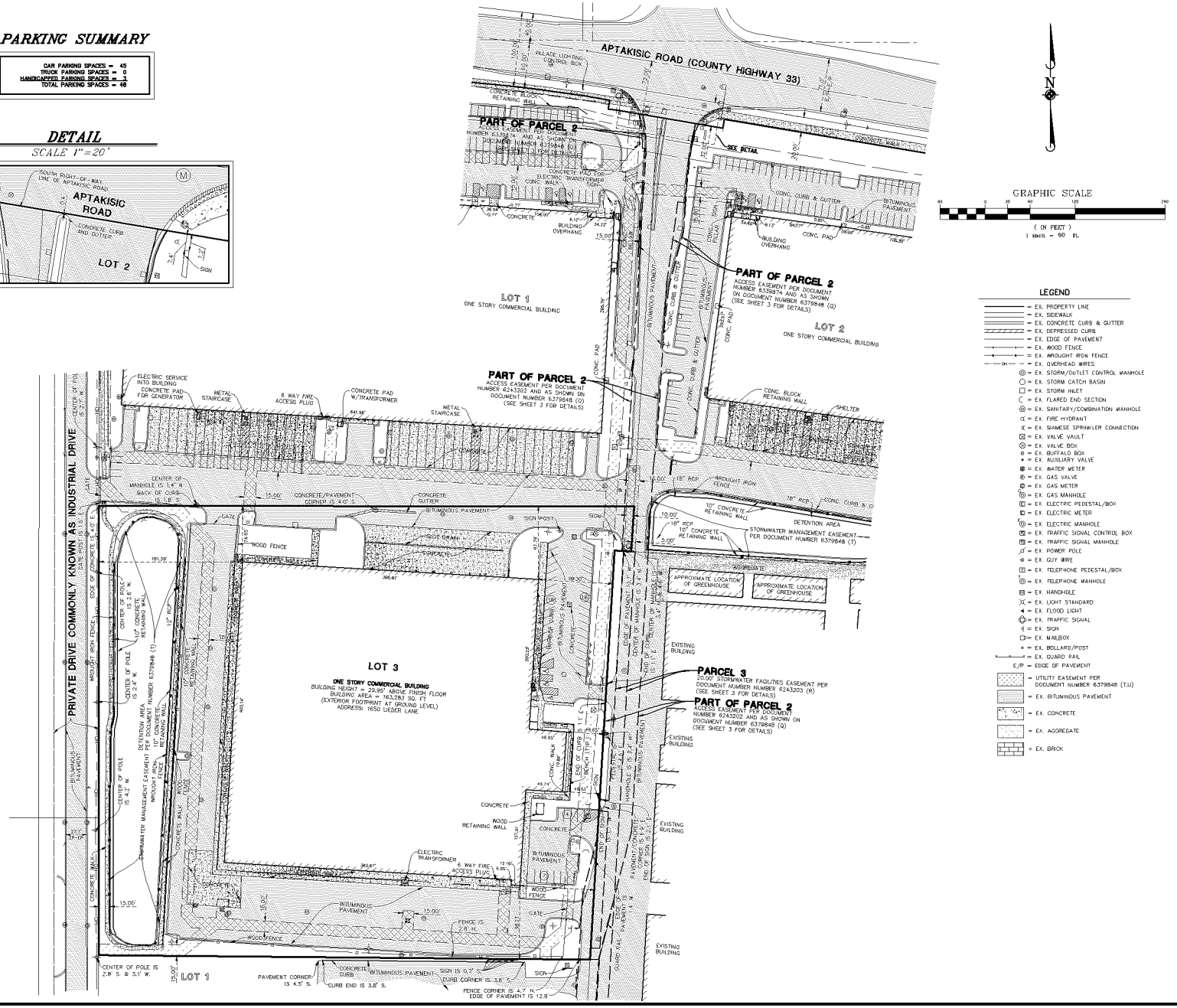

LEGEND

- = EX. PROPERTY LINE
- = EX. SIDEWALK
- = EX. CONCRETE CURB & GUTTER
- = EX. DEPRESSED CURB
- = EX. EDGE OF PAVEMENT
- = EX. WOOD FENCE
- = EX. WROUGHT IRON FENCE
- = EX. OVERHEAD WIRES
- = EX. STORM/OUTLET CONTROL MANHOLE
- = EX. STORM CATCH BASIN
- = EX. STORM INLET
- = EX. FLARED END SECTION
- = EX. SANITARY/COMBINATION MANHOLE
- = EX. FIRE HYDRANT
- = EX. SIAMESE SPRINKLER CONNECTION
- = EX. VALVE VAULT
- = EX. VALVE BOX
- = EX. BUFFALO BOX
- = EX. AUXILIARY VALVE
- = EX. WATER METER
- = EX. GAS VALVE
- = EX. GAS METER
- = EX. GAS MANHOLE
- = EX. ELECTRIC PEDESTAL/BOX
- = EX. ELECTRIC METER
- = EX. ELECTRIC MANHOLE
- = EX. TRAFFIC SIGNAL CONTROL BOX
- = EX. TRAFFIC SIGNAL MANHOLE
- = EX. POWER POLE
- = EX. GUY WIRE
- = EX. TELEPHONE PEDESTAL/BOX
- = EX. TELEPHONE MANHOLE
- = EX. HANDHOLE
- = EX. LIGHT STANDARD
- = EX. FLOOD LIGHT
- = EX. TRAFFIC SIGNAL
- = EX. SIGN
- = EX. MAILBOX
- = EX. BOLLARD/POST
- = EX. GUARD RAIL
- E/P = EDGE OF PAVEMENT
- = UTILITY EASEMENT PER DOCUMENT NUMBER 6379848 (T,U)
- = EX. BITUMINOUS PAVEMENT
- = EX. CONCRETE
- = EX. AGGREGATE
- = EX. BRICK

REVISIONS	DATE	DRAWN BY

Manhard CONSULTING LTD
Civil Engineers • Land Surveyors • Land Planners • Landscape Architects • Environmental Scientists • Construction Managers • Pioneers

LOT 3 IN APTAKISIC CREEK CORPORATE PARK SUBDIVISION
BUFFALO GROVE, ILLINOIS
ALTA/NSPS LAND TITLE SURVEY

PROJ. MGR.: BRV
PROJ. ASSOC.: AAS
DRAWN BY: AAS
DATE: 03/15/22
SCALE: 1"=60'

SHEET 5 OF 5
PDBBG

© 2022 MANHARD CONSULTING, LTD. ALL RIGHTS RESERVED

March 25, 2022 – 12:30 Dwg Name: P:\2019\Grove\Corp\Plat Drawings\Alta Survey\2022 ALTA\Ch-PDBBG-ALTA.dwg Updated By: KBrewer

Attachment Exhibit B Plan Set (O-2023-21 - Ordinance Approving Special Use and Preliminary Plan with Zoning Variations at 1650 Lieder Lane)

PARKING TABLE	
STANDARD	65
HANDICAP	4
TOTAL	69

PROPOSED LEGEND

- HEAVY DUTY HMA PAVEMENT (2" SURFACE, 4" BINDER, 10" STONE)
- HMA PAVEMENT (1.5" SURFACE, 2.5" BINDER, 10" STONE)
- PCC PAVEMENT (8" PCC, 6" STONE)
- PCC SIDEWALK (5" PCC, 5" STONE)
- LANDSCAPING GRAVEL
- NATIVE PLANTINGS
- SOD RESTORATION
- DETECTABLE WARNINGS
- B6.12 CURB & GUTTER (REGULAR)
- B6.12 CURB & GUTTER (DEPRESSED)
- B6.12 CURB & GUTTER (REVERSE PITCH)
- BARRIER CURB
- BARRIER CURB (DEPRESSED)
- FENCE
- RETAINING WALL

N

GRAPHIC SCALE

30 0 15 30

(IN FEET)
1 inch = 30 ft.

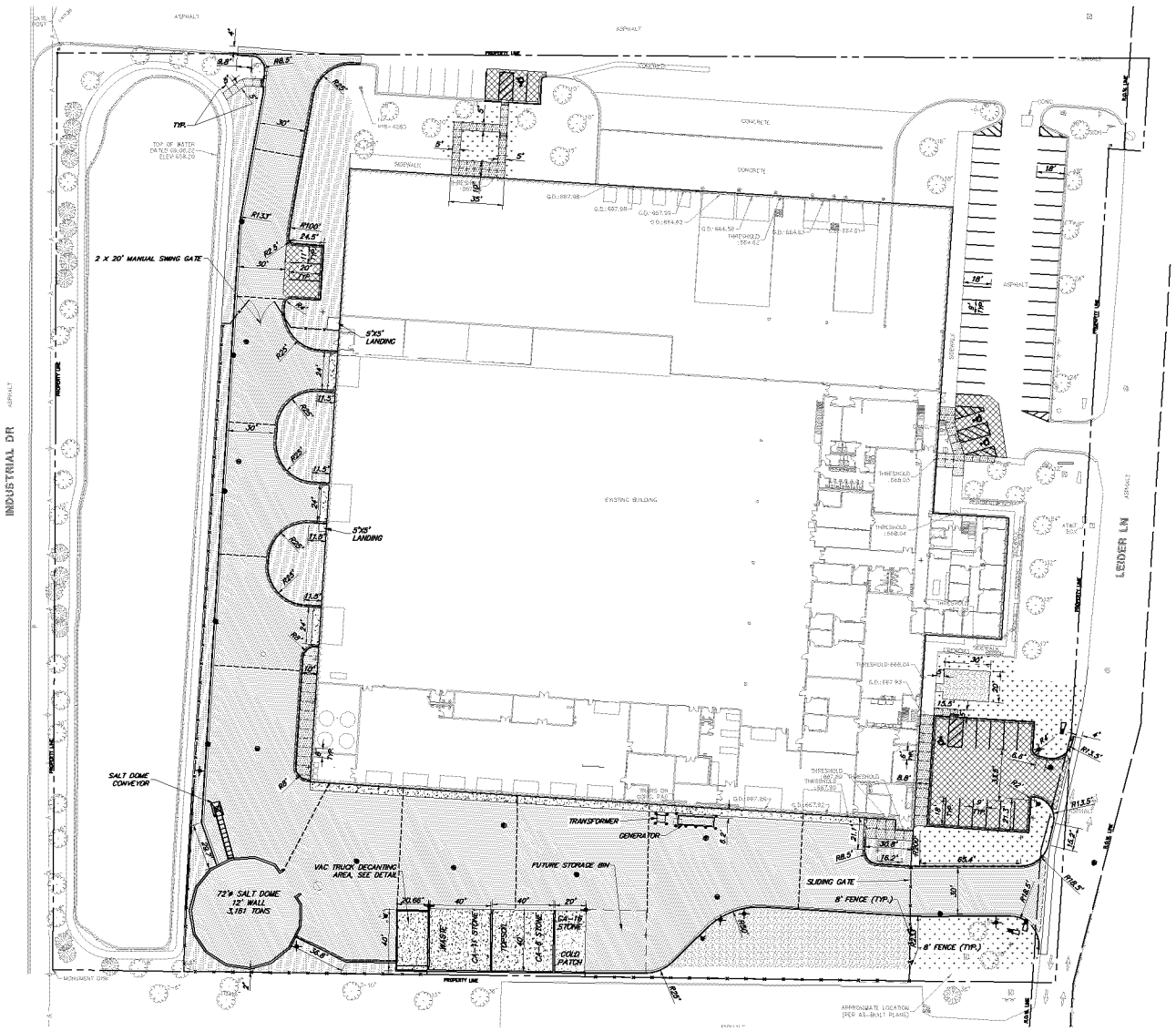

GEOMETRIC AND PAVING PLAN

1. All pavement dimensions are to edge of pavement, unless otherwise noted. E=edge of pavement, B=back of curb, F=face of curb. Radii dimensions are to back of curb.
2. Install all curb and sidewalk as shown. Note some curbs require reverse pitch gutter. Dowel new sidewalk and curb to existing and proposed curbs per general notes. When constructing a carriage walk, the proposed sidewalk contraction and expansion joints shall align with existing curb joints.
3. Provide 1.90% cross slope and 4.5% maximum longitudinal slope on all sidewalks and pedestrian path ways unless otherwise indicated. Illinois accessibility code requires a maximum constructed cross slope of 2.00% and longitudinal slope of 5.00%.
4. Install bituminous pavement as shown. Refer to detail sheet for specific pavement sections and general note sheet for construction, testing and compaction requirements.
5. Install PCC pavement as shown. Refer to detail sheet for specific pavement section and general notes for construction, testing and compaction requirements.
6. All parking lot stall markings shall be 4" Yellow paint and all other parking lot pavement markings shall be paint, color as noted, in accordance with Section 780 of the IDOT Standard Specifications. (Two single applications, 15 mils each required). Site pavement marking shall be coordinated with Site engineer. Contractor shall notify site engineer 48 hrs prior to installing pavement marking.
7. For handicapped stall markings, refer to Handicapped Parking Stall and Sign Dimensioning Detail.
8. Install new signs and handicapped parking signs using 2" galvanized square tube post and telescoping post sleeve per IDOT standard.
9. Install retaining wall as shown. Refer to detail sheet for material and design requirements.
10. Contractor shall install temporary erosion control seed and blanket as necessary to meet soil erosion and sediment control requirements. Refer to notes and details throughout the plan set for specific material requirements.
11. For final restoration, the contractor shall be responsible for restoring all disturbed turf areas and proposed turf areas as follows:
    a. Refer to Landscape plans for plant and tree material and installation requirements.
    b. Refer to Landscape plans for topsoil, seed and sod material and restoration requirements.
    c. Prior to placement of topsoil restoration area subgrade material shall be rototilled and re-compacted to a maximum of 85% standard proctor to a depth of 6".
    d. Spread a minimum of 8" of existing site salvaged screened topsoil or new pulverized topsoil on all disturbed areas. Compact to 80% standard proctor.
    e. Topsoil must be free of litter, brush, rocks and earth clods of greater than 1 inch in any dimension. Contain between 1%-10% organic matter, 12%-50% clay, and less than 55% sand content. pH shall be between 6.0 and 8.0.
    f. Seed restoration areas as follows:
       - IDOT Class 1 seed. (Lawn mixture)
       - IDOT Class 4 seed. (Native Grass)
       - Fertilizer shall be applied following IDOT requirements.
       - Erosion control blanket shall be North American Green S75 or approved equal installed following manufacturer guidelines.
    g. Sod restoration areas as follows:
       - Sod shall be 24" wide x 54" long or 2.5' by 30' long thick cut (1-1/2") of well rooted growth material.
       - Seed mixture shall closely match IDOT Class 1.
       - Sod shall be rolled after installation.
    h. Contractor shall be responsible for watering the restored area per IDOT specifications for a duration of 30 days prior to the Owner's final review and acceptance. If restoration has not shown a "catch" or uniform stand, the contractor shall repeat reseeding or resodding until a uniform stand is achieved.
13. Once restoration has been completed, the contractor shall remove erosion control devices. Silt fence trenches shall be backfilled and restored in kind. Storm structures shall be cleaned of debris.

SUPPLEMENTAL CONDITIONS AND GEOMETRIC NOTES

14. Install parking lot and concrete pavement as shown. Where normal duty pavement replacement is indicated, the existing stone base shall be regraded to meet the 4" asphalt depth and recompacted and proof rolled prior to repaving.
15. All 8" PCC pavement and B6.12 curb and gutter contraction joints shall be sawcut a minimum of 2" deep within 12 hours of pour.
16. Hot mix Asphalt (HMA) paving – After passing proof roll, the contractor shall string line the parking lot. Any areas that do not meet minimum pavement cross slope (1.0%) will be corrected, re-compacted and re-proof rolled.
17. Upon rough grading of subgrade, furnish and place 12" of topsoil from site topsoil. Topsoil shall be rototilled after placement to a 10" depth prior to final grading and compaction to 80% standard density. Seed shall be IDOT Class 1 spread at a rate of 400 lb per acre. Fertilizer shall be a 1:1:1 ratio of nitrogen, phosphorus and potassium nutrients. The mixture shall be spread at a rate of 270 lb per acre. Upon placement of seed and fertilizer all areas shall be covered with IDOT mulch method 3A.
18. Note a temporary water irrigation system shall be installed to water this area for a minimum of 60 days following IDOT guidelines. Note this will be watered during the summer. Establishment of vegetation is required within 45 days of initial seeding.

GEWALT HAMILTON ASSOCIATES, INC.
625 Forest Edge Drive ■ Vernon Hills, IL 60061
Tel 847.478.9700 ■ Fax 847.478.9701

COPYRIGHT NOTICE
This drawing is the property of Gewalt Hamilton Assoc., Inc. and is not to be used for any purpose other than the specific project and site named herein, and cannot be reproduced in any manner without the express written permission from Gewalt Hamilton Associates, Inc.

GEOMETRIC PLAN

BUFFALO GROVE - PUBLIC WORKS FACILITY IMPROVEMENTS
1650 LIEDER LANE
BUFFALO GROVE, ILLINOIS 60089

NO.	BY	DATE	REVISION	NO.	BY	DATE	REVISION

FILE: 5921.001-PP.dwg
DRAWN BY: TLM DATE 1/24/23
CHECKED BY: BJN DATE 1/24/23
GHA PROJECT # 5921.010
SCALE: 1" = 30'
SHEET NUMBER: 3 OF X SHEETS

Attachment: Exhibit B Plan Set (O-2023-21 : Ordinance Approving Special Use and Preliminary Plan with Zoning Variations at 1650 Lieder Lane)

UTILITY PLAN NOTES

1. The contractor shall verify the exact location and elevation of existing utilities prior to initiating work. Any discrepancies found between the information noted on the plans and actual field conditions, or any conflicts with proposed improvements shall be reported to the engineer immediately. The contractor shall not proceed any further until given written clarification on how to proceed.
2. Install storm sewer as shown. Refer to Storm Sewer requirement table on General Notes Sheet for pipe material, joint, frame and grate, stone bedding and testing requirements.
3. Install sanitary sewer as shown. Refer to Sanitary Sewer requirement table on General Notes Sheet for pipe material, joint, frame and grate, stone bedding and testing requirements.
4. Install watermain as shown. Refer to Water Main requirement table on General Notes Sheet for pipe material, joint, frame and grate, valves, fire hydrant, stone bedding and testing requirements.
5. Contractor shall provide the following as-constructed documents at the conclusion of the project:
   a. Water Main
      - As-constructed location of all bends, tees, valves, copper unions, etc. (measured dimension from two fixed above grade objects are required for buried objects)
      - Rim and top of pipe elevations for all structures
      - Provide all testing documentations.
   b. Sanitary Sewer
      - As-constructed locations of structures, service connections, cleanouts.
      - Rim and invert elevations.
      - Color video with transcript required for new sewer lines installed.
   c. Storm Sewer
      - As-constructed locations of structures, service connections, cleanouts.
      - Rim and invert elevations.
      - Color video with transcript required for new sewer lines installed.

SUPPLEMENTAL CONDITIONS AND UTILITY NOTES

6. Refer to MEP and Architectural plans for electric and gas requirements and final routing.
7. The Contractor shall include all associated costs with the removal, transport, disposal, testing and certification of "Uncontaminated Soil" as defined under 415 ILCS 5/3.160 including any fees, taxes, or surcharges charged by or through the operator(s) of Clean Construction or Demolition Debris Fill Operations or Uncontaminated Soil Fill Operations for the acceptance of Uncontaminated Soil.
8. All existing structures as noted shall have the bottom of the structure and sumps vacuum cleaned.
9. All connections to the combined sewer must be watertight in conformance with ASTM C-923.
10. All connections to existing structures shall be machined cored holes.
11. The existing sewer on the property must be cleaned and televised before and after construction in the presence of a DWM inspector. A copy of the video on a CD shall be submitted to the DWM.
12. Contractor shall ensure positive drainage to all inlets and catchbasins. Areas of surface ponding shall be corrected by the contractor at no additional expense to the Owner.
13. Drainage, sewer and valve vault rims shall be flush with adjacent finished grades. All rim elevation of structures shall be adjusted to finished grade of roadways, island, curblines, etc. If a conflict exists, notify engineer prior to final adjustment of structure elevation.
14. Existing storm structures to remain within the redevelopment area have been noted with 'Adjust Rim' or Adjust MH'. 'Adjust Rim' requires removal of frame, additional or removal of concrete rings and reinstallation of frame. 'Adjust MH' requires removal of frame, flattop or cone, and first barrel section, installation of new shorter barrel section and reinstallation of flattop or cone and frame.
15. Install site lighting per electrical plans. Refer to electrical plans for light fixture, post, make and model and foundation details. Also refer to electrical plans for final wire routing connections and requirements.
16. Install power feed conduits as shown. Refer to electrical plans for conduit and manhole details and building termination connections.

UTILITY PLAN LEGEND

	EXISTING STORM SEWER
	EXISTING SANITARY SEWER
	EXISTING WATERMAIN
	PROPOSED STORM SEWER
	PROPOSED SANITARY SEWER
	PROPOSED WATERMAIN

EXISTING	PROPOSED	
		STORM MANHOLE
		STORM CATCHBASIN
		STORM INLET
		FLARED END SECTION
		SANITARY MANHOLE
		VALVE VAULT
		VALVE BOX
		FIRE HYDRANT
		BUFFALO BOX
		STREET LIGHT
		POWER POLE
		SIGN

N

GRAPHIC SCALE

25 0 10 20

(IN FEET)
1 inch = 20 ft.

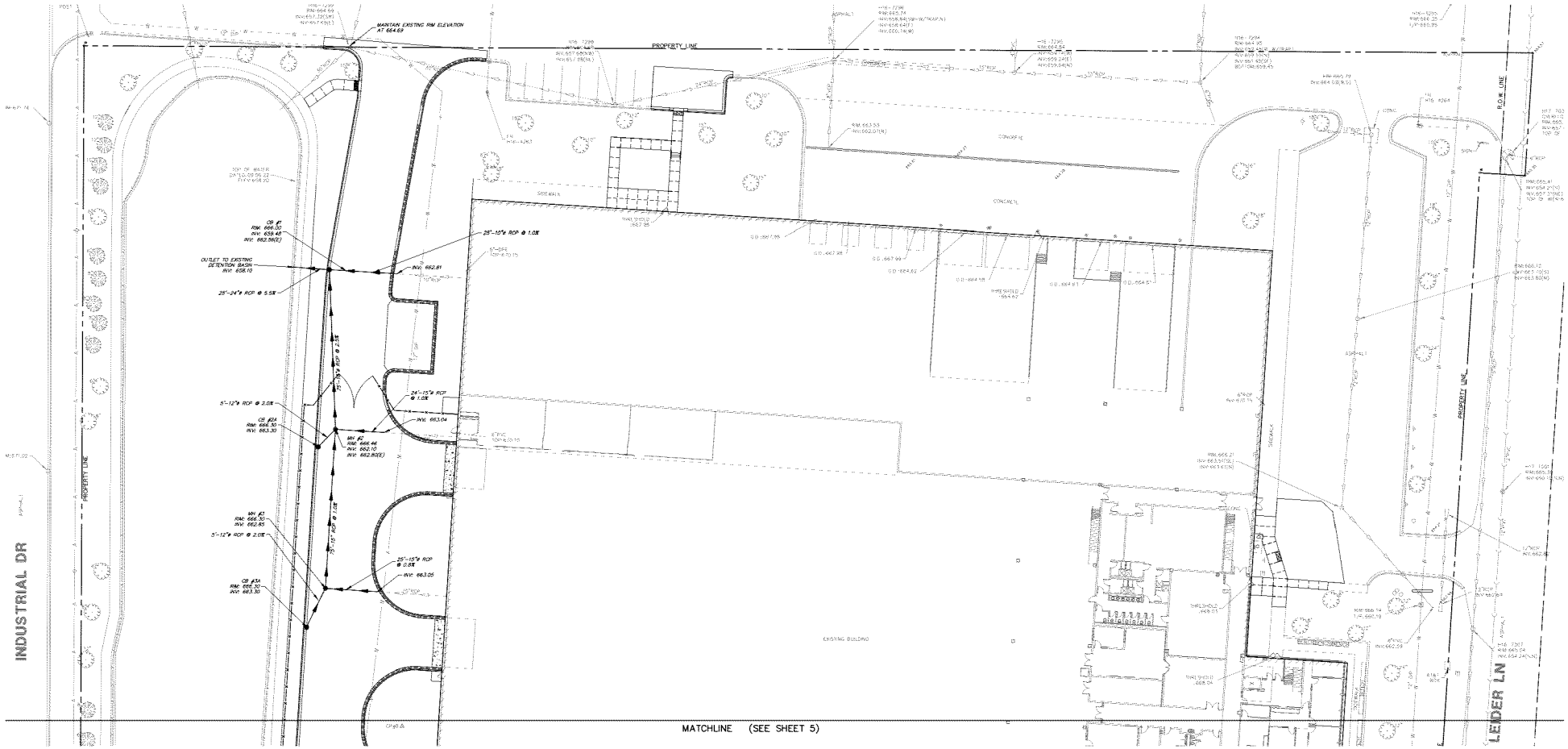

GEWALT HAMILTON ASSOCIATES, INC.
625 Forest Edge Drive ■ Vernon Hills, IL 60061
TEL 847.478.9700 ■ FAX 847.478.9701

COPYRIGHT NOTICE
This drawing is the property of Gewalt Hamilton Assoc., Inc and is not to be used for any purpose other than the specific project and site named herein, and cannot be reproduced in any manner without the express written permission from Gewalt Hamilton Associates, Inc.

UTILITY PLAN

BUFFALO GROVE - PUBLIC WORKS FACILITY IMPROVEMENTS
1650 LIEDER LANE
BUFFALO GROVE, ILLINOIS 60089

NO.	BY	DATE	REVISION	NO.	BY	DATE	REVISION

FILE: 5921.001-PR.dwg
DRAWN BY: TLM DATE 1/24/23
GHA PROJECT # 5921.010
CHECKED BY: BJW DATE 1/24/23
SCALE: 1" = 20'

SHEET NUMBER 4 OF X SHEETS

Attachment: Exhibit B Prior Bat (O-2023-21 : Ordinance Approving Special Use and Preliminary Plan with Zoning Variations at 1650 Lieder Lane)

UTILITY PLAN LEGEND

- EXISTING STORM SEWER
- EXISTING SANITARY SEWER
- EXISTING WATERMAIN
- PROPOSED STORM SEWER
- PROPOSED SANITARY SEWER
- PROPOSED WATERMAIN

EXISTING	PROPOSED	
		STORM MANHOLE
		STORM CATCHBASIN
		STORM INLET
		FLARED END SECTION
		SANITARY MANHOLE
		VALVE VAULT
		VALVE BOX
		FIRE HYDRANT
		BUFFALO BOX
		STREET LIGHT
		POWER POLE
		SIGN

N

GRAPHIC SCALE

20 0 10 20

(IN FEET)
1 inch = 20 ft.

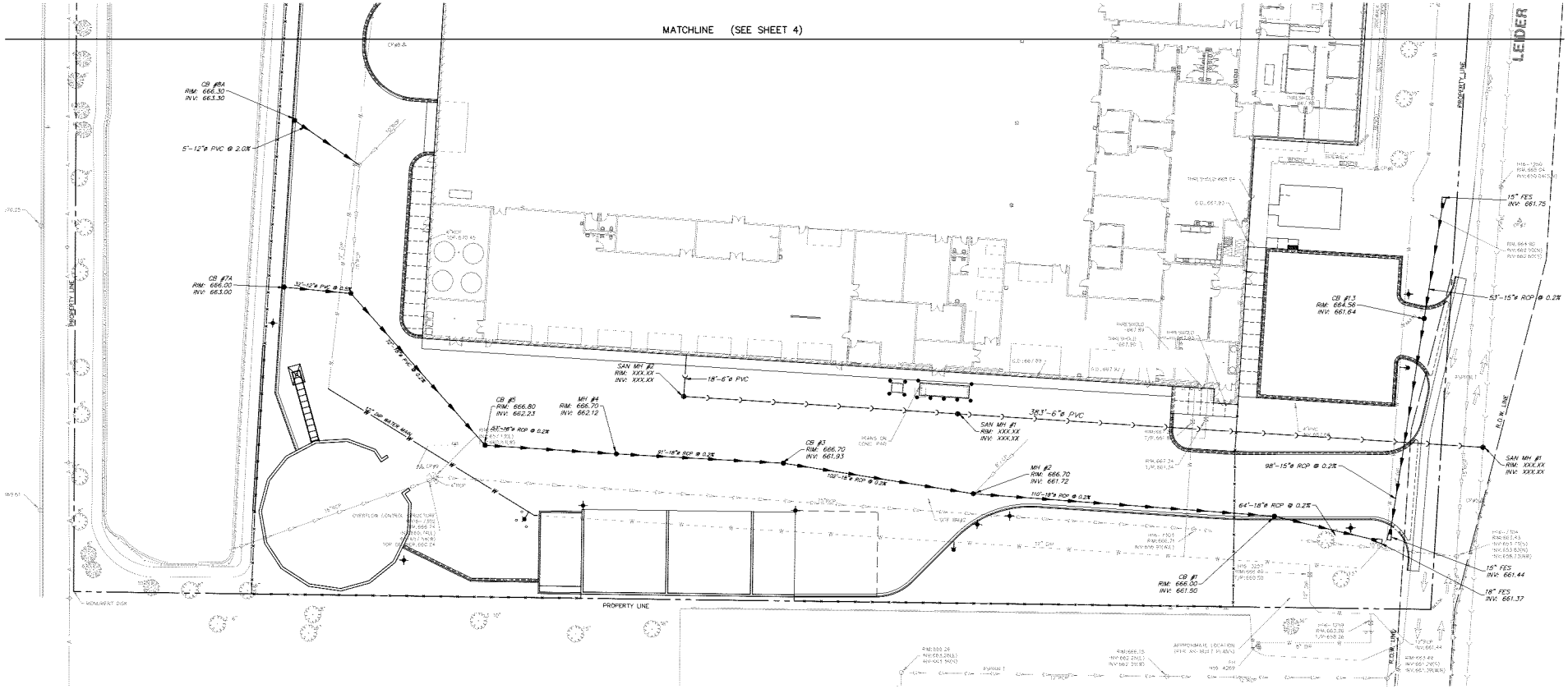

GEWALT HAMILTON ASSOCIATES, INC.
625 Forest Edge Drive ■ Vernon Hills, IL 60061
TEL 847.478.9700 ■ FAX 847.478.9701

COPYRIGHT NOTICE
This drawing is the property of Gewalt Hamilton Assoc., Inc and is not to be used for any purpose other than the specific project and site named herein, and cannot be reproduced in any manner without the express written permission from Gewalt Hamilton Associates, Inc.

UTILITY PLAN

BUFFALO GROVE - PUBLIC WORKS FACILITY IMPROVEMENTS
1650 LIEDER LANE
BUFFALO GROVE, ILLINOIS 60089

NO.	BY	DATE	REVISION	NO.	BY	DATE	REVISION

FILE: 5921.001-PR.dwg
DRAWN BY: TLM DATE: 1/24/23
GHA PROJECT # 5921.010
CHECKED BY: BJW DATE: 1/24/23
SCALE: 1" = 20'
SHEET NUMBER 5 OF X SHEETS

Attachment: Exhibit B Prior Ord (O-2023-21 : Ordinance Approving Special Use and Preliminary Plan with Zoning Variations at 1650 Lieder Lane)

GRADING PLAN NOTES

1. Prior to starting any construction, provide soil erosion and sediment control devices as shown on the plans and as required per IEPA NPDES guidelines. Refer to notes and details throughout the entire plan set.
2. Prior to starting any excavation work, provide tree protection, preservation and root pruning as shown on the plans and notes throughout the entire plan set.
3. Contractor shall refer to subsurface soil exploration report.
4. Refer to General Notes for grading, compaction and proof roll requirements.
5. Handicap accessible parking spaces shall be constructed between 1.0% and 1.90% maximum slopes in any one direction. Illinois accessibility code permits a maximum constructed slope of 2.00%.
6. Crushed concrete meeting IDOT certifications for the design plan gradations for non-porous pavement and sidewalk stone base, structural fill, and trench backfill will be permitted.
7. Crushed concrete may not be used for underdrain trench or porous fill conditions.
8. The contractor shall import or export soil as necessary to construct the site to specified plan grades. Such work is considered incidental to the contract and no additional compensation shall be allowed for such work. Minor adjustments to grades can be accommodated with Project Engineer approval.
9. The Contractor shall include all associated costs with the removal, transport, disposal, testing and certification of "Uncontaminated Soil" as defined under 415 ILCS 5/3.160 including any fees, taxes, or surcharges charged by or through the operator(s) of Clean Construction or Demolition Debris Fill Operations or Uncontaminated Soil Fill Operations for the acceptance of Uncontaminated Soil.
10. All structures shall be adjusted to meet finished turf and pavement grades.
11. Refer to soil erosion and sediment control notes and details for seed and blanket requirements for temporary stabilization.
12. Refer to geometric plan or landscape plan for final restoration requirements.
13. Contractor shall provide the following as-constructed documents at the conclusion of the project:
    a. Lawn or open space areas
       - Spot elevations at a maximum 50 foot grid.
       - Spot elevation top and bottom of berms or swales
       - Spot elevations and ridge / high and low points.
    b. Parking lot and hard surfaces
       - Top of curb and flowline elevations at similar locations to proposed grading.
       - Spot elevations at summit / high and low points.
    c. ADA parking stalls, sidewalk ramps, and ADA Routes
       - Provide 6 spot elevations within the parking stall 3 along the front and rear of the stall at 8 foot spacing along the stall pavement markings.
       - Provide 4 spot grades per square at landings and any tampers or ramps.
       - Provide spot elevations along route at maximum 10 foot spacing on both sides of the path to confirm cross and longitudinal slopes requirements have been met.
    d. Buildings
       - Top of foundation elevations.
       - Finished floor elevations at doorways.

SUPPLEMENTAL CONDITIONS AND GRADING NOTES

14. Provide makeup CA-6 stone, fine grading and recompaction of existing stone base. Compact existing base to 95% modified proctor density (ASTM D-1557). Prior to approval of the stone base, all pavement areas will be proof rolled. Any areas found to deflect shall be scarified and recompacted as directed by the engineer, until this standard is achieved.
15. Refer to SWPPP Plan for sequence of construction. Note mass grading work zone areas shall be minimized to prevent erosion. Once a work zone has been rough graded, stabilize area with mulch and proceed to next work area until site is completed.
16. Contractor shall ensure positive drainage to all inlets and catchbasins. Areas of surface ponding shall be corrected by the contractor at no additional expense to the Owner.
17. All lawn areas disturbed as a result of construction shall be restored to preconstruction lawn condition following restoration requirements.

N

GRAPHIC SCALE

20 0 10 20

(IN FEET)
1 inch = 20 ft.

GRADING LEGEND

- TOP OF CURB FLOW LINE
- PROPOSED SPOT ELEVATION
- CONTOUR
- STRUCTURE ADJUSTMENT
- SUMMITS
- SLOPES
- SWALES
- ADA ACCESSIBLE PATH

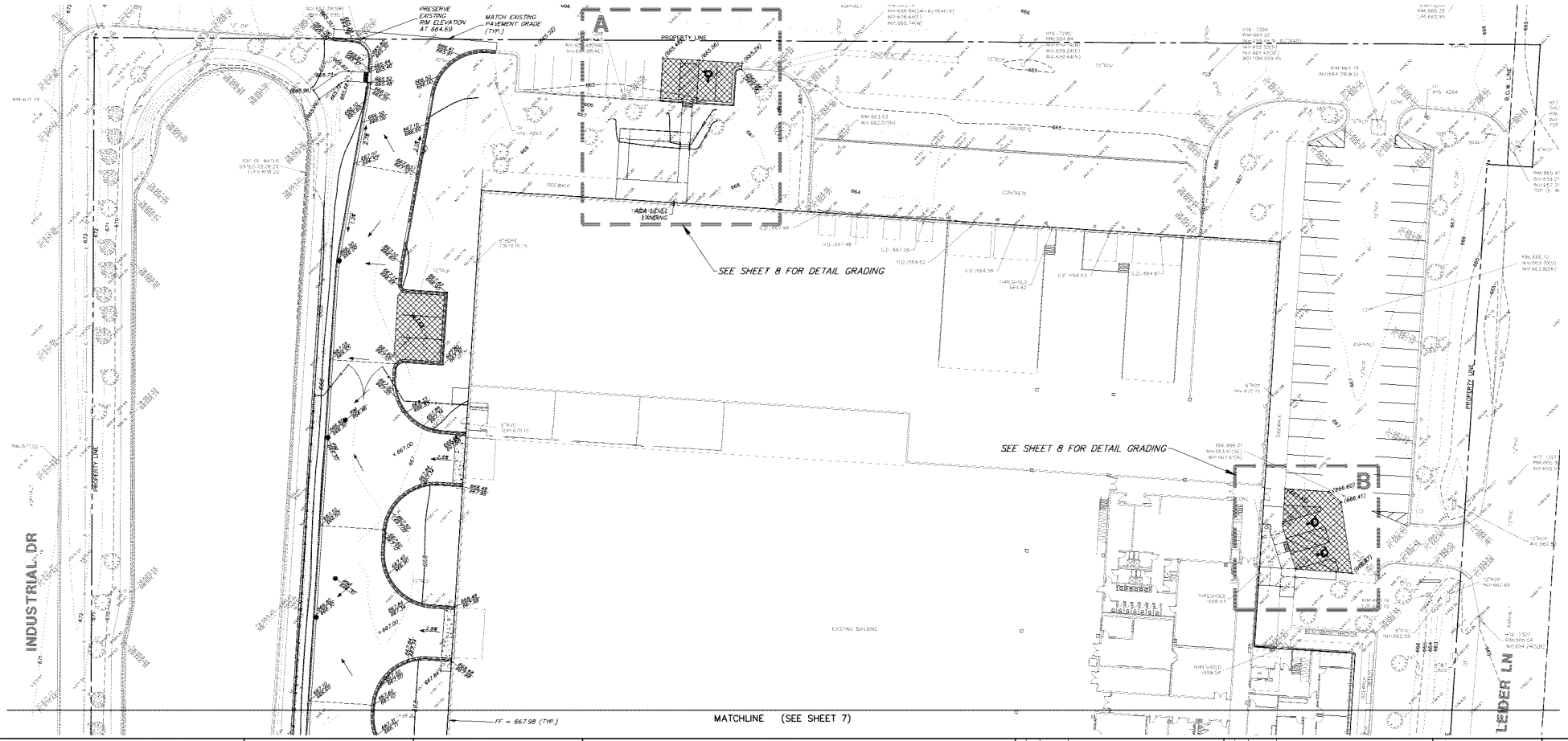

Attachment: Exhibit B Prior Ord (O-2023-21 Ordinance Approving Special Use and Preliminary Plan with Zoning Variations at 1650 Lieder Lane)

GEWALT HAMILTON ASSOCIATES, INC.
625 Forest Edge Drive ■ Vernon Hills, IL 60061
TEL 847.478.9700 ■ FAX 847.478.9701

COPYRIGHT NOTICE
This drawing is the property of Gewalt Hamilton Assoc., Inc. and is not to be used for any purpose other than the specific project and site named herein, and cannot be reproduced in any manner without the express written permission from Gewalt Hamilton Associates, Inc.

GRADING PLAN

BUFFALO GROVE - PUBLIC WORKS FACILITY IMPROVEMENTS
1650 LIEDER LANE
BUFFALO GROVE, ILLINOIS 60089

NO.	BY	DATE	REVISION	NO.	BY	DATE	REVISION

FILE: 5921.001-PR.dwg
DRAWN BY: TLM DATE 1/24/23
CHECKED BY: BJW DATE 1/24/23
GHA PROJECT # 5921.010
SCALE: 1" = 20'

SHEET NUMBER 6 OF X SHEETS

GRADING LEGEND

- TOP OF CURB / FLOW LINE
- PROPOSED SPOT ELEVATION
- CONTOUR
- STRUCTURE ADJUSTMENT
- SUMMITS
- SLOPES
- SWALES

N

GRAPHIC SCALE

20 0 10 20

(IN FEET)
1 inch = 20 ft.

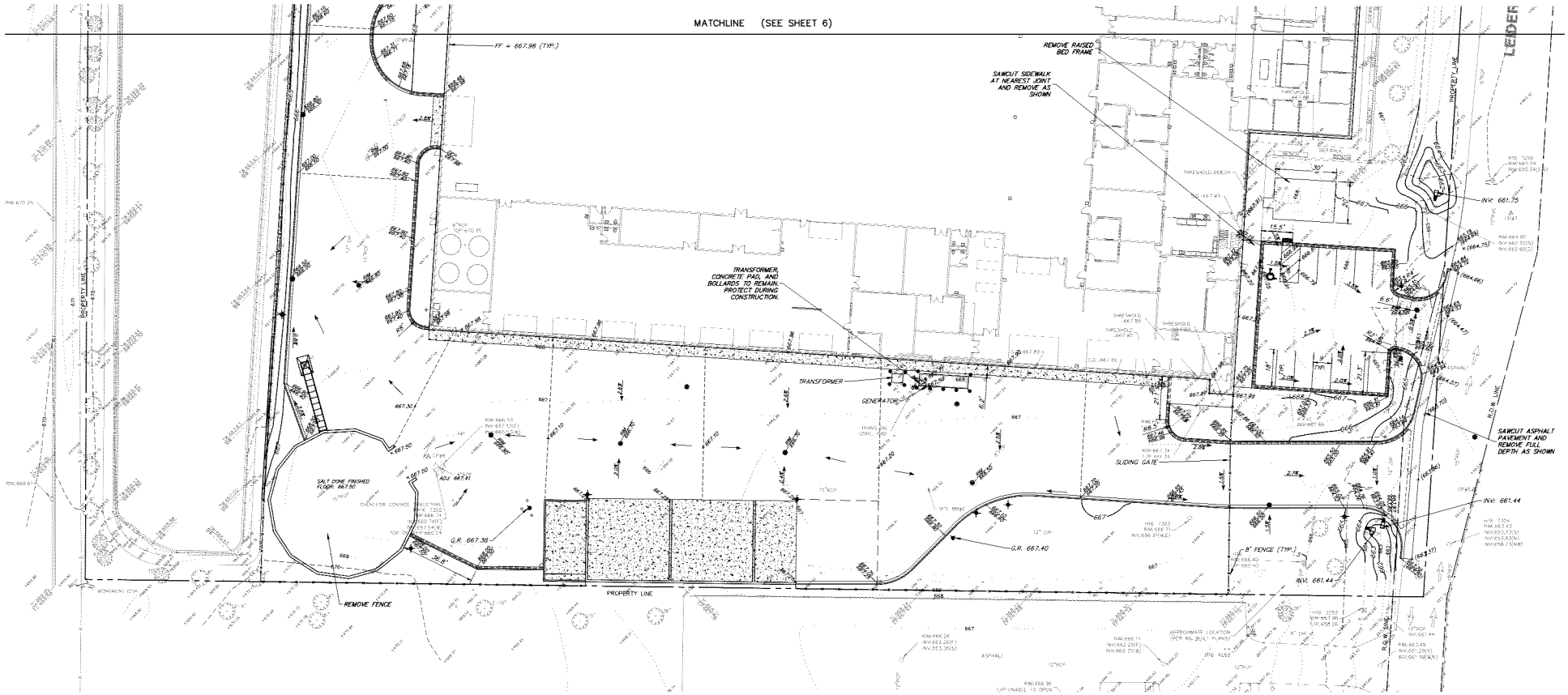

GHA GEWALT HAMILTON ASSOCIATES, INC.
625 Forest Edge Drive ■ Vernon Hills, IL 60061
Tel 847.478.9700 ■ Fax 847.478.9701

COPYRIGHT NOTICE
This drawing is the property of Gewalt Hamilton Assoc., Inc. and is not to be used for any purpose other than the specific project and site named herein, and cannot be reproduced in any manner without the express written permission from Gewalt Hamilton Associates, Inc.

GRADING PLAN

BUFFALO GROVE - PUBLIC WORKS FACILITY IMPROVEMENTS
1650 LIEDER LANE
BUFFALO GROVE, ILLINOIS 60089

NO.	BY	DATE	REVISION	NO.	BY	DATE	REVISION

FILE: 5921.001-PR.dwg
DRAWN BY: TLM DATE: 1/24/23
GHA PROJECT # 5921.010
CHECKED BY: BJW DATE: 1/24/23
SCALE: 1" = 20'
SHEET NUMBER 7 OF X SHEETS

Attachment: Exhibit B Prior Ord (O-2023-21 Ordinance Approving Special Use and Preliminary Plan with Zoning Variations at 1650 Lieder Lane)

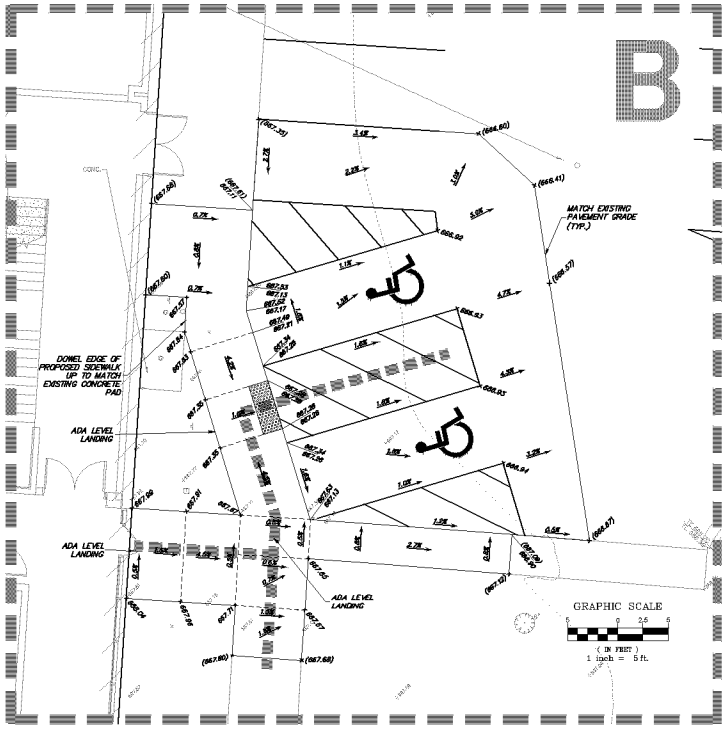

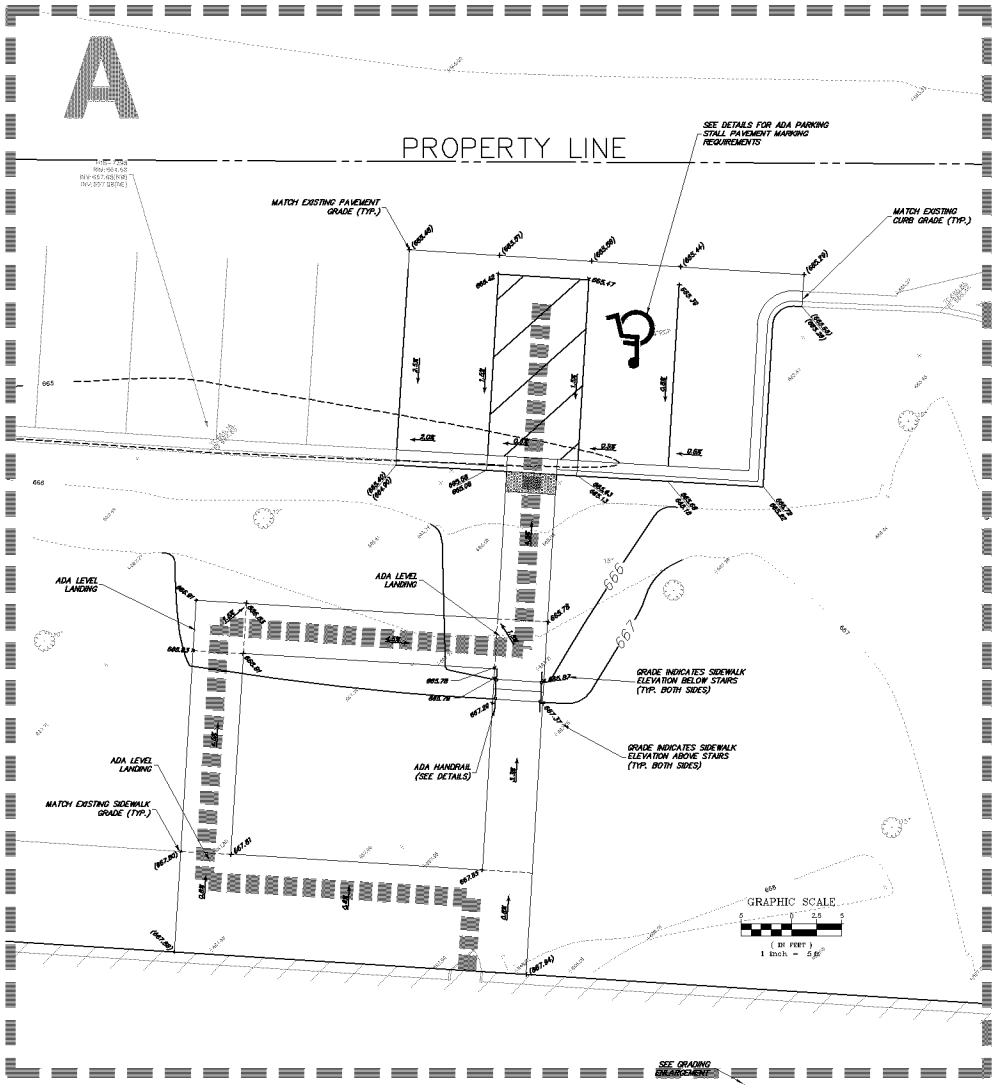

N

GRADING LEGEND

- TOP OF CURB / FLOW LINE
- PROPOSED SPOT ELEVATION
- CONTOUR
- STRUCTURE ADJUSTMENT
- SUMMITS
- SLOPES
- SWALES
- ADA ACCESSIBLE PATH

GEWALT HAMILTON ASSOCIATES, INC.
625 Forest Edge Drive ■ Vernon Hills, IL 60061
Tel 847.478.9700 ■ Fax 847.478.9701

COPYRIGHT NOTICE
This drawing is the property of Gewalt Hamilton Assoc., Inc. and is not to be used for any purpose other than the specific project and site named herein, and cannot be reproduced in any manner without the express written permission from Gewalt Hamilton Associates, Inc.

GRADING PLAN - CLOSEUPS

BUFFALO GROVE - PUBLIC WORKS FACILITY IMPROVEMENTS
1650 LIEDER LANE
BUFFALO GROVE, ILLINOIS 60089

NO.	BY	DATE	REVISION	NO.	BY	DATE	REVISION

FILE: 5921.001-PP.dwg
DRAWN BY: TLM DATE 1/24/23
CHECKED BY: BJN DATE 1/24/23
GHA PROJECT # 5921.010
SCALE: 1" = 20'
SHEET NUMBER: 8 OF X SHEETS

Attachment: Exhibit B Plan Set (O-2023-21 : Ordinance Approving Special Use and Preliminary Plan with Zoning Variations at 1650 Lieder Lane)

Village of Buffalo Grove

New Public Works Facility
January, 2023

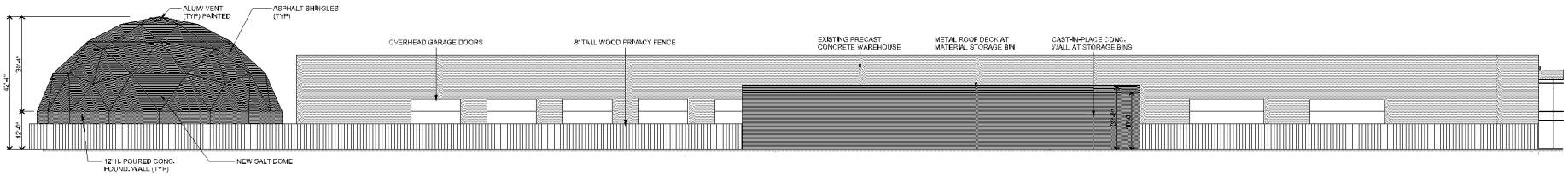

B1 **PROPOSED SOUTH ELEVATION**
1/16" = 1'-0"
0 12' 24'

Attachment: Exhibit B Plan Set (O-2023-21 | Ordinance Approving Special Use and Preliminary Plan with Zoning Variations at 1650 Ladder Lane)

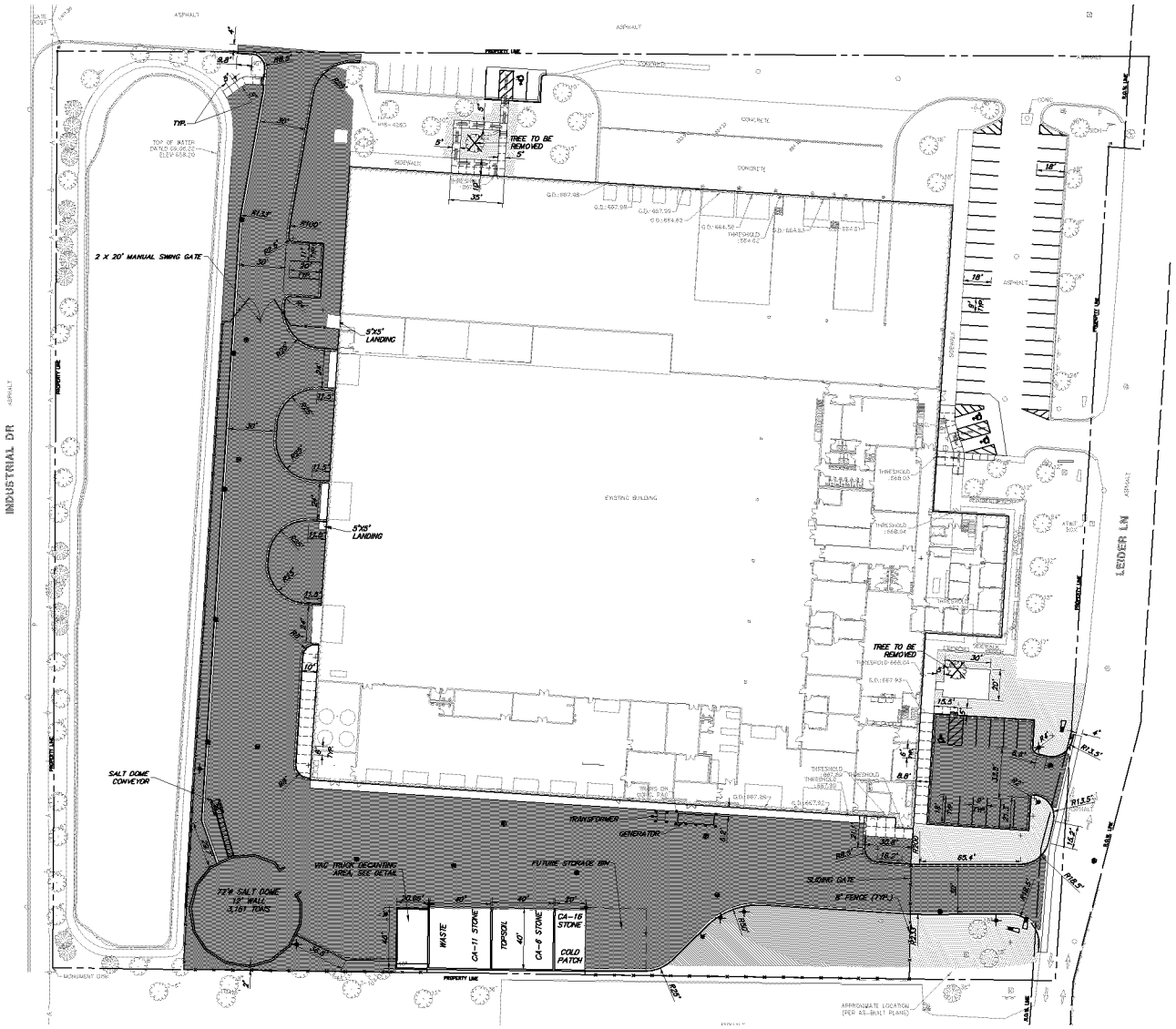

N

GRAPHIC SCALE

30 0 15 30

(IN FEET)
1 inch = 30 ft.

PROPOSED LEGEND

- NATIVE PLANTINGS
- LAWN GRASS MIXTURE
- CONCRETE PAVEMENT
- GRAVEL
- ASPHALT PAVEMENT

GEOMETRIC AND PAVING PLAN

1. All pavement dimensions are to edge of pavement, unless otherwise noted. E=edge of pavement, B=back of curb, F=face of curb. Radii dimensions are to back of curb.
2. Install all curb and sidewalk as shown. Note some curbs require reverse pitch gutter. Dowel new sidewalk and curb to existing and proposed curbs per general notes. When constructing a carriage walk, the proposed sidewalk contraction and expansion joints shall align with existing curb joints.
3. Provide 1.90% cross slope and 4.5% maximum longitudinal slope on all sidewalks and pedestrian path ways unless otherwise indicated. Illinois accessibility code requires a maximum constructed cross slope of 2.00% and longitudinal slope of 5.00%.
4. Install bituminous pavement as shown. Refer to detail sheet for specific pavement sections and general note sheet for construction, testing and compaction requirements.
5. Install PCC pavement as shown. Refer to detail sheet for specific pavement section and general notes for construction, testing and compaction requirements.
6. All parking lot stall markings shall be 4" Yellow paint and all other parking lot pavement markings shall be paint, color as noted, in accordance with Section 780 of the IDOT Standard Specifications. (Two single applications, 16 mils each required). Site pavement marking shall be coordinated with Site engineer. Contractor shall notify site engineer 48 hrs prior to installing pavement marking.
7. For handicapped stall markings, refer to Handicapped Parking Stall and Sign Dimensioning Detail.
8. Install new signs and handicapped parking signs using 2" galvanized square tube post and telescoping post sleeve per IDOT standard.
9. Install retaining wall as shown. Refer to detail sheet for material and design requirements.
10. Contractor shall install temporary erosion control seed and blanket as necessary to meet soil erosion and sediment control requirements. Refer to notes and details throughout the plan set for specific material requirements.
11. For final restoration, the contractor shall be responsible for restoring all disturbed turf areas and proposed turf areas as follows:
    a. Refer to Landscape plans for plant and tree material and installation requirements.
    b. Refer to Landscape plans for topsoil, seed and sod material and restoration requirements.
    c. Prior to placement of topsoil restoration area subgrade material shall be rototilled and re-compacted to a maximum of 80% standard proctor to a depth of 6".
    d. Spread a minimum of 6" of existing site salvaged screened topsoil or new pulverized topsoil on all disturbed areas. Compact to 80% standard proctor.
    e. Topsoil must be free of litter, brush, rocks and earth clods of greater than 1 inch in any dimension. Contain between 15-10% organic matter, 12%-50% clay, and less than 55% sand content. pH shall be between 6.0 and 8.0.
    f. Seed restoration areas as follows:
    - IDOT Class 1 seed. (Lawn mixture)
    - IDOT Class 4 seed. (Native Grass)
    - Fertilizer shall be applied following IDOT requirements.
    - Erosion control blanket shall be North American Green S75 or approved equal installed following manufacturer guidelines.
    g. Sod restoration areas as follows:
    - Sod shall be 24" wide x 54" long or 2.5' by 30' long thick cut (1-1/2") of well rooted growth material.
    - Seed mixture shall closely match IDOT Class 1.
    - Sod shall be rolled after installation.
    h. Contractor shall be responsible for watering the restored area per IDOT specifications for a duration of 30 days prior to the Owner's final review and acceptance. If restoration has not shown a "catch" or uniform stand, the contractor shall repeat reseeding or resodding until a uniform stand is achieved.
13. Once restoration has been completed, the contractor shall remove erosion control devices. Silt fence trenches shall be backfilled and restored in kind. Storm structures shall be cleaned of debris.

SUPPLEMENTAL CONDITIONS AND GEOMETRIC NOTES

14. Install parking lot and concrete pavement as shown. Where normal duty pavement replacement is indicated, the existing stone base shall be regraded to meet the 4" asphalt depth and recompacted and proof rolled prior to repaving.
15. All 8" PCC pavement and B6.12 curb and gutter contraction joints shall be sawcut a minimum of 2" deep within 12 hours of pour.
16. Hot mix Asphalt (HMA) paving – After passing proof roll, the contractor shall string line the parking lot. Any areas that do not meet minimum pavement cross slope (1.0%) will be corrected, re-compacted and re-proof rolled.
17. Upon rough grading of subgrade, furnish and place 12" of topsoil from site topsoil. Topsoil shall be rototilled after placement to a 10" depth prior to final grading and compaction to 80% standard density. Seed shall be IDOT Class 1 spread at a rate of 400 lb per acre. Fertilizer shall be a 1:1:1 ratio of nitrogen, phosphorus and potassium nutrients. The mixture shall be spread at a rate of 270 lb per acre. Upon placement of seed and fertilizer all areas shall be covered with IDOT mulch method 3A.
18. Note a temporary water irrigation system shall be installed to water this area for a minimum of 60 days following IDOT guidelines. Note this will be watered during the summer. Establishment of vegetation is required within 45 days of initial seeding.

GEWALT HAMILTON ASSOCIATES, INC.
625 Forest Edge Drive ■ Vernon Hills, IL 60061
Tel 847.478.9700 ■ Fax 847.478.9701

COPYRIGHT NOTICE
This drawing is the property of Gewalt Hamilton Assoc., Inc. and is not to be used for any purpose other than the specific project and site named herein, and cannot be reproduced in any manner without the express written permission from Gewalt Hamilton Associates, Inc.

LANDSCAPE PLAN

BUFFALO GROVE - PUBLIC WORKS FACILITY IMPROVEMENTS
1650 LIEDER LANE
BUFFALO GROVE, ILLINOIS 60089

NO.	BY	DATE	REVISION	NO.	BY	DATE	REVISION

FILE: 5921.001-PP.dwg
DRAWN BY: TLM | GHA PROJECT # 5921.010
DATE 1/24/23
CHECKED BY: BJN | SCALE 1" = 30'
DATE 1/24/23

SHEET NUMBER: 1 OF 1 SHEETS

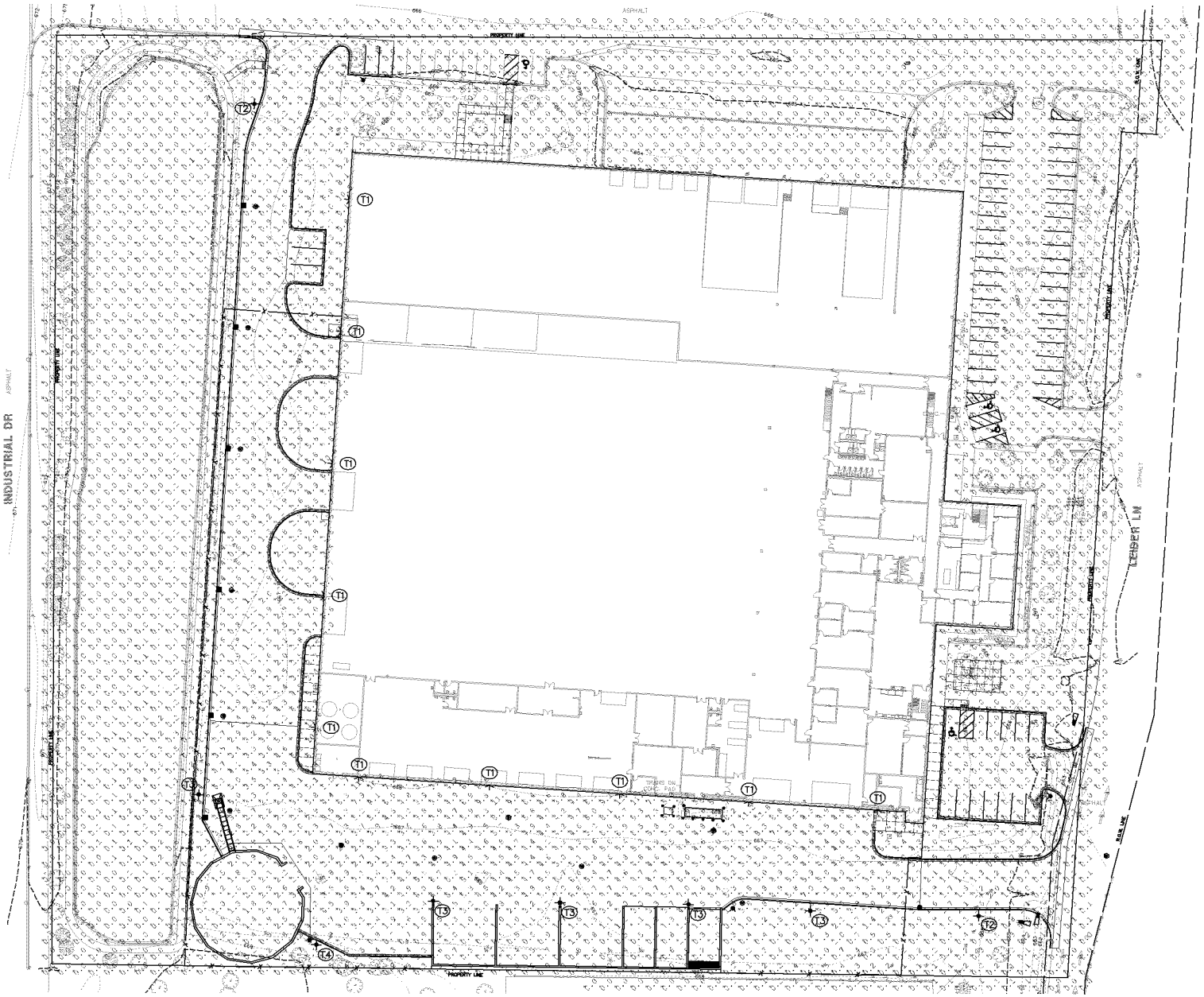

Proposed Lighting Schedule	
Label	Manufacturer & Model Specifics
T1	Lithonia Lighting – WDGE4 LED Series P6–[185W/25,863 Lumens], Type R4, 4000K Building Mounted Light (20–Ft. M.H.)
T2	Lithonia Lighting – RSX1 LED Series P1–[51W/7,189 Lumens], Type R4, 4000K 22.5–Ft. M.H.
T3	Lithonia Lighting – RSX2 LED Series P4–[187W/25,329 Lumens], Type R4, 4000K 27.5–Ft. M.H.
T4	Lithonia Lighting – RSX2 LED Series P3–[147W/22,317 Lumens], Type R4, 4000K 27.5–Ft. M.H. with House Side Shield

PROPOSED PHOTOMETRICS – PROJECT SITE					
	AVE	MIN	MAX	AVE/MIN	MAX/MIN
WEST LOT	2.1	0.5	9.2	4.1	19.2
SOUTH LOT	4.8	0.4	12.2	11.9	30.5
WEST LOT ENT	1.2	0.3	2.6	4.1	8.7
SOUTH LOT ENT	1.3	0.3	2.7	4.2	9.0

PROPOSED PHOTOMETRICS – AT PROPERTY LINE			
	AVG ILLUMINANCE (FC)	MIN	MAX
EAST	0.02	0.0	0.2
SOUTH	0.02	0.0	0.5
WEST	0.00	0.0	0.0

PHOTOMETRIC CALCULATIONS ARE MADE USING THE PROPOSED SPECIFICATIONS IN AGI-32 LIGHTING ANALYSIS SOFTWARE. CALCULATIONS ARE BASED ON PUBLISHED DATA UTILIZING THE MANUFACTURERS IES FILES FOR THE PROPOSED LUMINAIRES. ACTUAL ILLUMINANCE VALUES WILL VARY DEPENDING ON MECHANICAL AND ENVIRONMENTAL CONDITIONS. SHOWN ARE THE AVERAGE AT GRADE HORIZONTAL ILLUMINANCE (FC).

GHA GEWALT HAMILTON ASSOCIATES, INC.
625 Forest Edge Drive ■ Vernon Hills, IL 60061
Tel 847.478.9700 ■ Fax 847.478.9701

COPYRIGHT NOTICE
This drawing is the property of Gewalt Hamilton Assoc., Inc. and is not to be used for any purpose other than the specific project and site named herein, and cannot be reproduced in any manner without the express written permission from Gewalt Hamilton Associates, Inc.

PHOTOMETRIC PLAN

BUFFALO GROVE - PUBLIC WORKS FACILITY IMPROVEMENTS
1650 LIEDER LANE
BUFFALO GROVE, ILLINOIS 60089

NO.	BY	DATE	REVISION	NO.	BY	DATE	REVISION

FILE: 5921.001_EL.dwg
DRAWN BY: JZ DATE: 1-11-23
CHA PROJECT # 5921.010
CHECKED BY: BJN DATE: 1-11-23
SCALE: NTS
SHEET NUMBER: 1 OF 1 SHEETS

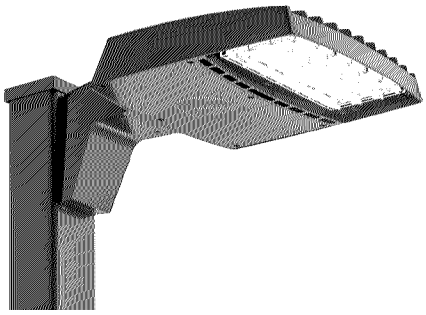

RSX1 LED
Area Luminaire

Catalog Number

Notes

Type

Specifications

EPA (ft²@0°):	0.57 ft² (0.05 m²)
Length:	21.8" (55.4 cm) (SPA mount)
Width:	13.3" (33.8 cm)
Height:	3.0" (7.6 cm) Main Body 7.2" (18.4 cm) Arm
Weight: (SPA mount):	22.0 lbs (10.0 kg)

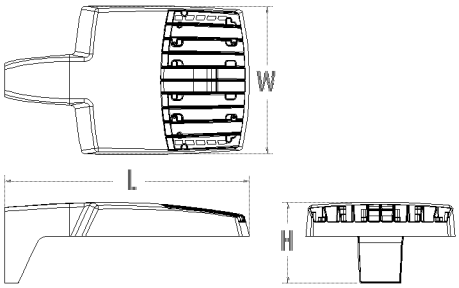

Introduction

The new RSX LED Area family delivers maximum value by providing significant energy savings, long life and outstanding photometric performance at an affordable price. The RSX1 delivers 7,000 to 17,000 lumens allowing it to replace 70W to 400W HID luminaires.

The RSX features an integral universal mounting mechanism that allows the luminaire to be mounted on most existing drill hole patterns. This "no-drill" solution provides significant labor savings. An easy-access door on the bottom of mounting arm allows for wiring without opening the electrical compartment. A mast arm adaptor, adjustable integral slipfitter and other mounting configurations are available.

Ordering Information

EXAMPLE: RSX1 LED P4 40K R3 MVOLT SPA DDBXD

RSX1 LED

Series	Performance Package	Color Temperature	Distribution	Voltage	Mounting
RSX1 LED	P1 P2 P3 P4	30K 3000K 40K 4000K 50K 5000K	R2 Type 2 Wide R3 Type 3 Wide R3S Type 3 Short R4 Type 4 Wide R4S Type 4 Short R5 Type 5 Wide [1] R5S Type 5 Short [1] AFR Automotive Front Row AFRR90 Automotive Front Row Right Rotated AFRL90 Automotive Front Row Left Rotated	MVOLT (120V-277V) [2] HVOLT (347V-480V) [3] XVOLT (277V-480V) [4] **(use specific voltage for options as noted)** 120 [3] 277 [5] 208 [3] 347 [5] 240 [3] 480 [5]	SPA Square pole mounting (3.0" min. SQ pole for 1 at 90°, 3.5" min. SQ pole for 2, 3, 4 at 90°) RPA Round pole mounting (3.2" min. dia. RND pole for 2, 3, 4 at 90°, 3.0" min. dia. RND pole for 1 at 90°, 2 at 180°, 3 at 120°) MA Mast arm adaptor (fits 2-3/8" OD horizontal tenon) IS Adjustable slipfitter (fits 2-3/8" OD tenon) [6] WBA Wall bracket [1] WBASC Wall bracket with surface conduit box AASP Adjustable tilt arm square pole mounting [6] AARP Adjustable tilt arm round pole mounting [6] AAWB Adjustable tilt arm with wall bracket [6] AAWSC Adjustable tilt arm wall bracket and surface conduit box [6]

Options

Shipped Installed

HS	House-side shield [7]
PE	Photocontrol, button style [8,9]
PER7	Seven-wire twist-lock receptacle only (no controls) [9,10,11]
SF	Single fuse (120, 277, 347) [5]
DF	Double fuse (208, 240, 480) [5]
SPD20KV	20KV Surge pack (10KV standard)
FAO	Field adjustable output [9]
DMG	0-10V dimming extend out back of housing for external control (control ordered separate) [9]

Shipped Installed

***Standalone and Networked Sensors/Controls (factory default settings, see table page 9)**

NLTAIR2 PIRHN	nLight AIR generation 2, with Networked, Bi-Level motion/ambient sensor [9,12,13,14]
BAA	Buy America(n) Act Compliant
CCE	Coastal Construction [15]

***Note: NLTAIR2 PIRHN with nLight Air can be used as a standalone or networked solution. Sensor coverage pattern is affected when luminaire is tilted.**

Shipped Separately (requires some field assembly)

EGS	External glare shield [7]
EGFV	External glare full visor (360° around light aperture) [7]
BS	Bird spikes [16]

Finish

DDBXD	Dark Bronze
DBLXD	Black
DNAXD	Natural Aluminum
DWHXD	White
DDBTXD	Textured Dark Bronze
DBLBXD	Textured Black
DNATXD	Textured Natural Aluminum
DWHGXD	Textured White

© 2018-2023 Acuity Brands Lighting, Inc. All rights reserved.

Ordering Information

Accessories

Ordered and shipped separately.

RSX1HS	RSX1 House side shield (includes 1 shield)
RSX1HSAFRR U	RSX1 House side shield for AFR rotated optics (includes 1 shield)
RSX1EGS (FINISH) U	External glares hield (specify finish)
RSX1EGFV (FINISH) U	External glare full visor (specify finish)
RSXRPA (FINISH) U	RSX Universal round pole adaptor plate (specify finish)
RSXWBA (FINISH) U	RSX WBA wall bracket (specify finish) [1]
RSXSCB (FINISH) U	RSX Surface conduit box (specify finish, for use with WBA, WBA not included)
DLL127F 1.5 JU	Photocell -SSL twist-lock (120-277V) [17]
DLL347F 1.5 CUL JU	Photocell -SSL twist-lock (347V) [17]
DLL480F 1.5 CUL JU	Photocell -SSL twist-lock (480V) [17]
DSHORT SBK U	Shorting cap [18]

NOTES

1 Any Type 5 distribution, is not available with WBA.
2 MVOLT driver operates on any line voltage from 120-277V (50/60 Hz).
3 HVOLT driver operates on any line voltage from 347-480V (50/60 Hz).
4 XVOLT driver not available with P1 or P2. XVOLT driver operates on any line voltage from 277V-480V (50/60 Hz). XVOLT not available with fusing (SF or DF) and not available with PE.
5 Single fuse (SF) requires 120V, 277V or 347V. Double fuse (DF) requires 208V, 240V or 480V.
6 Maximum tilt is 90° above horizontal.
7 It may be ordered as an accessory.
8 Requires MVOLT or 347V.
9 Two or more of the following options cannot be combined including PE, DMG, PER7, FAO and NLTAIR2 PIRHN. (Exception: PE and FAO can be combined; also PE and DMG can be combined.)
10 Compatible with standard twist-lock photocells for dusk to dawn operation or advanced control nodes that provide 0-10V dimming signals. Wire 4/Wire 5 wired to dimming leads on driver. Wire6/Wire7 capped inside luminaire. Twistlock photocell ordered and shipped as a separate line item from Acuity Brands Controls. See accessories. Shorting Cap included.
11 For units with option PER7, the mounting must be restricted to +/- 45° from horizontal aim per ANSI C136.10-2010.
12 Must be ordered with PIRHN.
13 Requires MVOLT or HVOLT.
14 Must be ordered with NLTAIR2. For additional information on PIRHN visit here.
15 CCE option not available with WBA, WBASC, AASP, AARP, AAWB, AAWBSC, EGS, EGFV and BS.
16 Must be ordered with fixture for factory pre-drilling.
17 Requires luminaire to be specified with PER7 option. Ordered and shipped as a separate line item from Acuity Brands Controls.

External Shields



House Side Shield

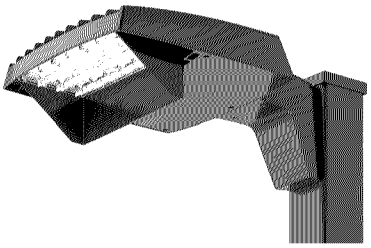

External Glare Shield

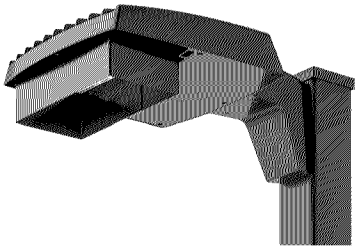

External 360 Full Visor

Pole/Mounting Informatiion

Accessories including bullhorns, cross arms and other adpaters are available under the accessories tab at Lithonia's Outdoor Poles and Arms product page. Click here to visit Accessories.

HANDHOLE ORIENTATION

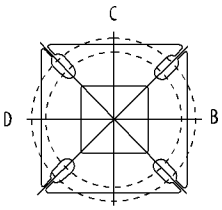

RSX POLE DRILLING

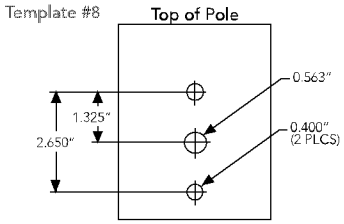

RSX STANDARD ARM & ADJUSTABLE ARM

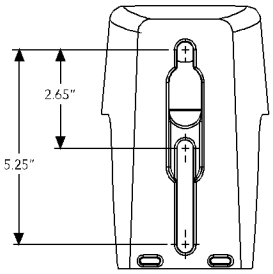

Round Tenon Mount - Pole Top Slipfitters

Tenon O.D.	RSX Mounting	Single	2 at 180°	2 at 90°	3 at 120°	3 at 90°	4 at 90°
2 - 3/8"	RPA, AARP	AS3-5 190	AS3-5 280	AS3-5 290	AS3-5 320	AS3-5 390	AS3-5 490
2 - 7/8"	RPA, AARP	AST25-190	AST25-280	AST25-290	AST25-320	AST25-390	AST25-490
4"	RPA, AARP	AST35-190	AST35-280	AST35-290	AST35-320	AST35-390	AST35-490

Drill/Side Location by Configuration Type

Drilling Template	Mounting Option	Single	2 @ 180	2 @ 90	3 @ 120	3 @ 90	4 @ 90
	Head Location	Side B	Side B & D	Side B & C	Round Pole Only	Side B, C & D	Side A, B, C & D
#8	**Drill Nomendature**	DM19AS	DM28AS	DM29AS	DM32AS	DM39AS	DM49AS

RSX1 - Luminaire EPA

*Includes luminaire and integral mounting arm. Other tenons, arms, brackets or other accessories are not included in this EPA data.

Fixture Quantity & Mounting Configuration		Single	2 @ 90	2 @ 180	3 @ 90	3 @ 120	4 @ 90	2 Side by Side	3 Side by Side	4 Side by Side
Mounting Type	**Tilt**									
SPA - Square Pole Adaptor	0°	0.57	1.03	1.05	1.52	1.36	2.03	1.31	1.7	2.26
RPA - Round Pole Adaptor		0.62	1.08	1.15	1.62	1.46	2.13	1.36	1.8	2.36
MA - Mast Arm Adaptor		0.49	0.95	0.89	1.36	1.2	1.87	1.23	1.54	2.1
IS - Integral Slipfitter AASP/AARP - Adjustable Arm Square/Round Pole	0°	0.57	1.03	1.05	1.52	1.36	2.03	1.31	1.7	2.26
	10°	0.68	1.34	1.33	2	1.74	2.64	1.35	2.03	2.71
	20°	0.87	1.71	1.73	2.56	2.26	3.42	1.75	2.62	3.49
	30°	1.24	2.19	2.3	3.21	2.87	4.36	2.49	3.73	4.97
	40°	1.81	2.68	2.98	3.85	3.68	5.30	3.62	5.43	7.24
	45°	2.11	2.92	3.44	4.2	4.08	5.77	4.22	6.33	8.44
	50°	2.31	3.17	3.72	4.52	4.44	6.26	4.62	6.94	9.25
	60°	2.71	3.66	4.38	5.21	5.15	7.24	5.43	8.14	10.86
	70°	2.78	3.98	4.54	5.67	5.47	7.91	5.52	8.27	11.03
	80°	2.76	4.18	4.62	5.97	5.76	8.31	5.51	8.27	11.03
	90°	2.73	4.25	4.64	6.11	5.91	8.47	5.45	8.18	10.97

© 2018-2023 Acuity Brands Lighting, Inc. All rights reserved.

Photometric Diagrams

To see complete photometric reports or download .ies files for this product, visit Lithonia Lighting's RSX Area homepage.

Isofootcandle plots for the RSX1 LED P4 40K. Distances are in units of mounting height (20').

LEGEND
- 0.1 fc
- 0.5 fc
- 1.0 fc

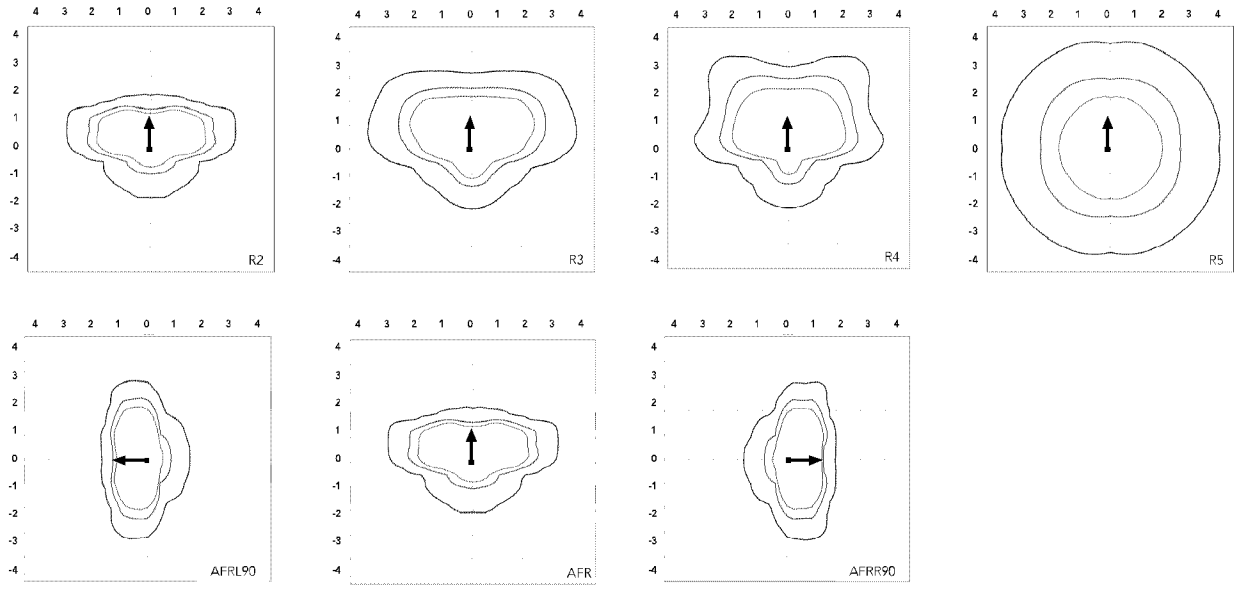

Performance Data

Lumen Ambient Temperature (LAT) Multipliers

Use these factors to determine relative lumen output for average ambient temperatures from 0-50°C (32-122°F).

Ambient	Ambient	Lumen Multiplier
0°C	32°F	1.05
5°C	41°F	1.04
10°C	50°F	1.03
15°C	59°F	1.02
20°C	68°F	1.01
25°C	77°F	1.00
30°C	86°F	0.99
35°C	95°F	0.98
40°C	104°F	0.97
45°C	113°F	0.96
50°C	122°F	0.95

Electrical Load

		Current (A)					
Performance Package	System Watts (W)	120V	208V	240V	277V	347V	480V
P1	51W	0.42	0.25	0.21	0.19	0.14	0.11
P2	72W	0.60	0.35	0.30	0.26	0.21	0.15
P3	109W	0.91	0.52	0.45	0.39	0.31	0.23
P4	133W	1.11	0.64	0.55	0.48	0.38	0.27

Projected LED Lumen Maintenance

Operating Hours	50,000	75,000	100,000
Lumen Maintenance Factor	>0.97	>0.95	>0.92

Values calculated according to IESNA TM-21-11 methodology and valid up to 40°C.

© 2018-2023 Acuity Brands Lighting, Inc. All rights reserved.

Attachment: Exhibit B Plan Set (O-2023-21 : Ordinance Approving Special Use and Preliminary Plan with Zoning Variations at 1650 Leider Lane)

Performance Data

Lumen Output

Lumen values are from photometric tests performed in accordance with IESNA LM-79-08. Data is considered to be representative of the configurations shown, within the tolerances allowed by Lighting Facts. Contact factory for performance data on any configurations not shown here.

Performance Package	System Watts	Distribution Type	30K (3000K, 70 CRI)					40K (4000K, 70 CRI)					50K (5000K, 70 CRI)				
			Lumens	B	U	G	LPW	Lumens	B	U	G	LPW	Lumens	B	U	G	LPW
P1	51W	R2	6,482	1	0	1	126	7,121	1	0	1	139	7,121	1	0	1	139
		R3	6,459	1	0	2	127	7,096	1	0	2	139	7,096	1	0	2	139
		R3S	6,631	1	0	1	129	7,286	1	0	2	142	7,286	1	0	2	142
		R4	6,543	1	0	2	128	7,189	1	0	2	141	7,189	1	0	2	141
		R4S	6,313	1	0	1	124	6,936	1	0	1	136	6,936	1	0	1	136
		R5	6,631	3	0	2	130	7,286	3	0	2	143	7,286	3	0	2	143
		R5S	6,807	3	0	1	133	7,479	3	0	1	147	7,479	3	0	1	147
		AFR	6,473	1	0	1	127	7,112	1	0	1	139	7,112	1	0	1	139
		AFRR90	6,535	2	0	2	127	7,179	2	0	2	140	7,179	2	0	2	140
		AFRL90	6,562	2	0	1	128	7,210	2	0	2	140	7,210	2	0	2	140
P2	72W	R2	8,991	2	0	1	123	9,878	2	0	1	135	9,878	2	0	1	135
		R3	8,959	2	0	2	124	9,843	2	0	2	137	9,843	2	0	2	137
		R3S	9,198	2	0	2	126	10,106	2	0	2	139	10,106	2	0	2	139
		R4	9,077	2	0	2	126	9,972	2	0	2	139	9,972	2	0	2	139
		R4S	8,757	1	0	2	122	9,622	2	0	2	134	9,622	2	0	2	134
		R5	9,198	4	0	2	128	10,106	4	0	2	140	10,106	4	0	2	140
		R5S	9,443	3	0	1	131	10,374	3	0	1	144	10,374	3	0	1	144
		AFR	8,979	2	0	1	125	9,865	2	0	1	137	9,865	2	0	1	137
		AFRR90	9,064	3	0	2	124	9,959	3	0	2	137	9,959	3	0	2	137
		AFRL90	9,102	3	0	2	125	10,001	3	0	2	137	10,001	3	0	2	137
P3	109W	R2	12,808	2	0	1	117	14,072	2	0	2	129	14,072	2	0	2	129
		R3	12,763	2	0	2	117	14,023	2	0	2	129	14,023	2	0	2	129
		R3S	13,104	2	0	2	120	14,397	2	0	2	132	14,397	2	0	2	132
		R4	12,930	2	0	2	119	14,206	2	0	2	130	14,206	2	0	2	130
		R4S	12,475	2	0	2	114	13,707	2	0	2	126	13,707	2	0	2	126
		R5	13,104	4	0	2	120	14,397	4	0	2	132	14,397	4	0	2	132
		R5S	13,452	3	0	2	123	14,779	3	0	2	136	14,779	3	0	2	136
		AFR	12,791	2	0	1	117	14,053	2	0	2	129	14,053	2	0	2	129
		AFRR90	12,913	3	0	3	118	14,187	3	0	3	130	14,187	3	0	3	130
		AFRL90	12,967	3	0	2	118	14,247	3	0	3	130	14,247	3	0	3	130
P4	133W	R2	14,943	2	0	2	112	16,417	2	0	2	123	16,417	2	0	2	123
		R3	14,890	2	0	3	112	16,360	2	0	3	123	16,360	2	0	3	123
		R3S	15,287	2	0	2	115	16,796	2	0	2	126	16,796	2	0	2	126
		R4	15,085	2	0	3	113	16,574	2	0	3	125	16,574	2	0	3	125
		R4S	14,554	2	0	2	109	15,991	2	0	2	120	15,991	2	0	2	120
		R5	15,287	4	0	2	115	16,796	4	0	2	126	16,796	4	0	2	126
		R5S	15,693	4	0	2	118	17,242	4	0	2	130	17,242	4	0	2	130
		AFR	14,923	2	0	2	112	16,395	2	0	2	123	16,395	2	0	2	123
		AFRR90	15,065	3	0	3	113	16,551	3	0	3	124	16,551	3	0	3	124
		AFRL90	15,128	3	0	3	114	16,621	3	0	3	125	16,621	3	0	3	125

Attachment: Exhibit B Plan Set (O-2023-21 : Ordinance Approving Special Use and Preliminary Plan with Zoning Variations at 1650 Leider Lane)

© 2018-2023 Acuity Brands Lighting, Inc. All rights reserved.

Dimensions & Weights

Luminaire Weight by Mounting Type

Mounting Configuration	Total Luminaire Weight
SPA	22 lbs
RPA	24 lbs
MA	22 lbs
WBA	25 lbs
WBASC	28 lbs
IS	25 lbs
AASP	25 lbs
AARP	27 lbs
AAWB	28 lbs
AAWSC	31 lbs

RSX1 with Round Pole Adapter (RPA)

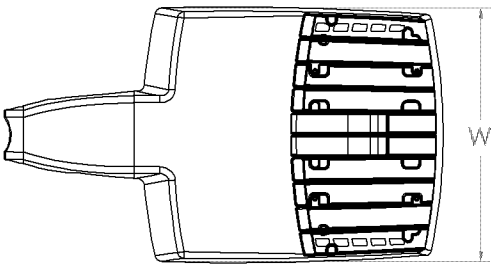

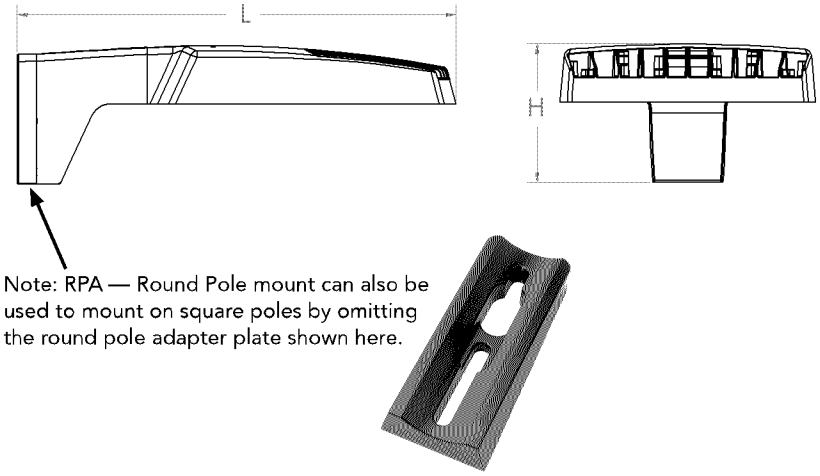

Length: 22.8" (57.9 cm)
Width: 13.3" (33.8 cm)
Height: 3.0" (7.6 cm) Main Body
7.2" (18.4 cm) Arm

RSX1 with Mast Arm Adapter (MA)

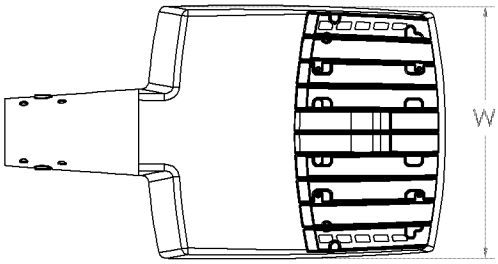

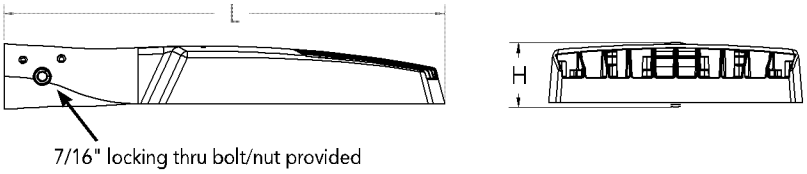

Length: 23.2" (59.1 cm)
Width: 13.3" (33.8 cm)
Height: 3.0" (7.6 cm) Main Body
3.5" (8.9 cm) Arm

RSX1 with Adjustable Slipfitter (IS)

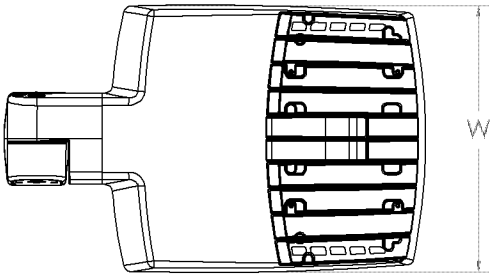

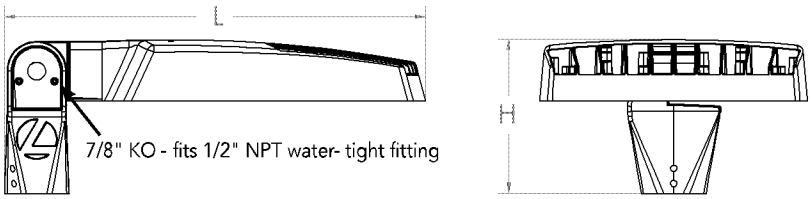

Length: 20.7" (52.7 cm)
Width: 13.3" (33.8 cm)
Height: 3.0" (7.6 cm) Main Body
7.6" (19.3 cm) Arm

© 2018-2023 Acuity Brands Lighting, Inc. All rights reserved.

Dimensions

RSX1 with Wall Bracket (WBA)

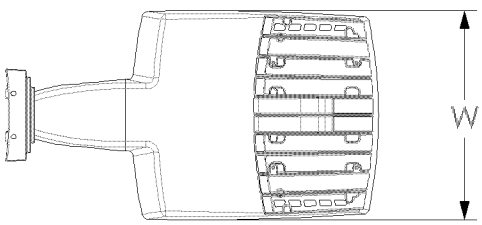

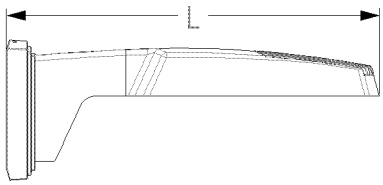

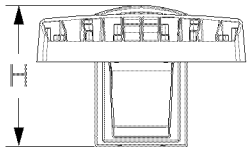

Length: 23.6" (59.9 cm)
Width: 13.3" (33.8 cm)
Height: 3.0" (7.6 cm) Main Body
8.9" (22.6 cm) Arm

Wall Bracket (WBA) Mounting Detail

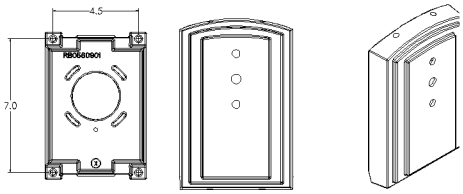

RSX1 with Wall Bracket with Surface Conduit Box (WBASC)

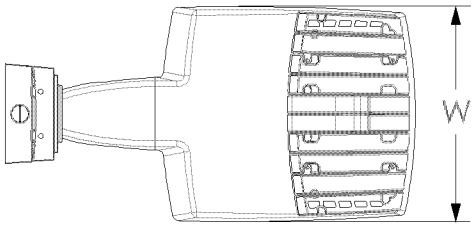

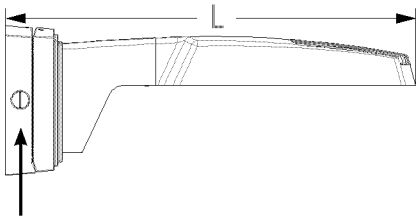

3/4" NPT taps with plugs - Qty (4) provided

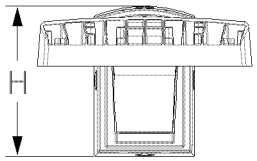

Surface Conduit Box (SCB) Mounting Detail

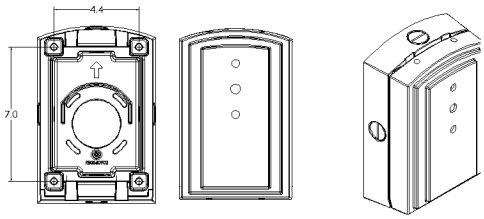

Length: 25.3" (64.3 cm)
Width: 13.3" (33.8 cm)
Height: 3.0" (7.6 cm) Main Body
9.2" (23.4 cm) Arm

Attachment: Exhibit B Plan Set (O-2023-21 : Ordinance Approving Special Use and Preliminary Plan with Zoning Variations at 1650 Leider Lane)

© 2018-2023 Acuity Brands Lighting, Inc. All rights reserved.

Dimensions

RSX1 with Adjustable Tilt Arm - Square or Round Pole (AASP or AARP)

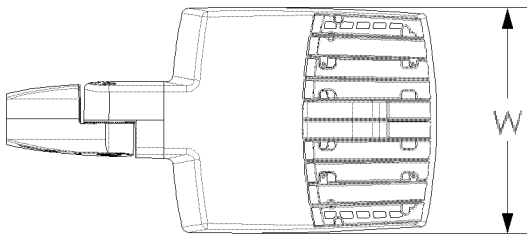

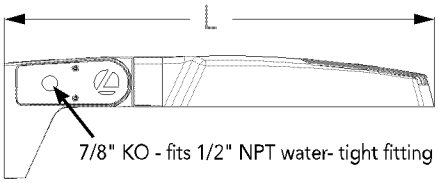

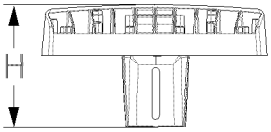

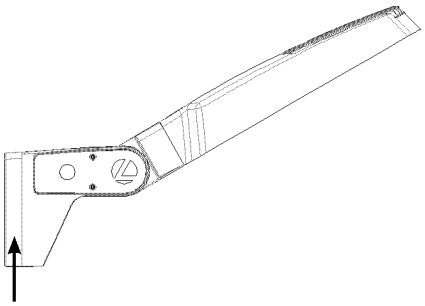

Length: 25.3" (65.3 cm) **AASP**
26.3" (66.8 cm) **AARP**
Width: 13.3" (33.8 cm)
Height: 3.0" (7.6 cm) Main Body
7.2" (18.2 cm) Arm

NOTE:
RPA - Round Pole mount can also be used to mount on square poles by omitting the round pole adapter plate shown here.

Notes

AASP: Requires 3.0" min. square pole for 1 at 90°. Requires 3.5" min. square pole for mounting 2, 3, 4 at 90°.

AARP: Requires 3.2" min. dia. round pole for 2, 3, 4 at 90°. Requires 3.0" min. dia. round pole for mounting 1 at 90°, 2 at 180°, 3 at 120°.

RSX1 with Adjustable Tilt Arm with Wall Bracket (AAWB)

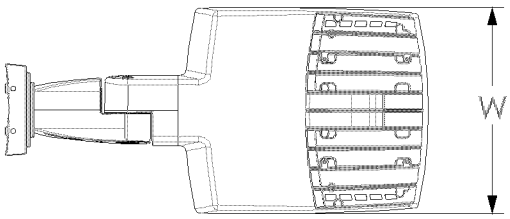

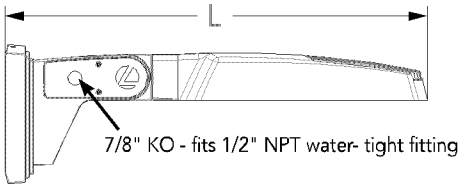

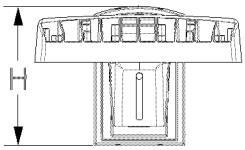

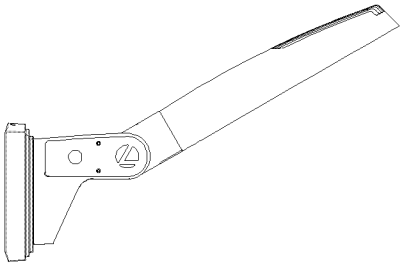

Wall Bracket (WBA) Mounting Detail

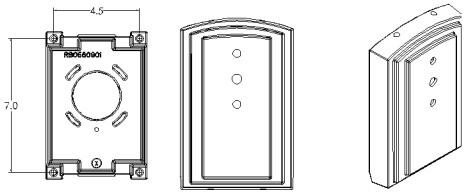

Length: 27.1" (68.8 cm)
Width: 13.3" (33.8 cm)
Height: 3.0" (7.6 cm) Main Body
8.9" (22.6 cm) Arm

© 2018-2023 Acuity Brands Lighting, Inc. All rights reserved.

Dimensions

RSX1 with Adjustable Tilt Arm with Wall Bracket and Surface Conduit Box (AAWSC)

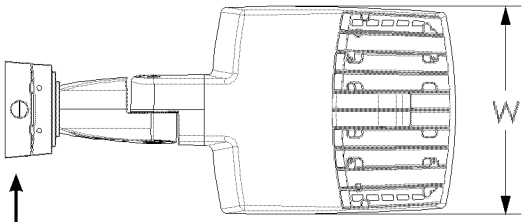

3/4" NPT taps
with plugs - Qty (4)
provided

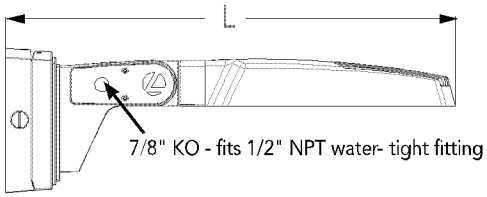

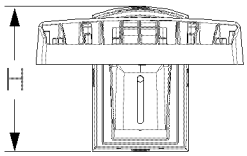

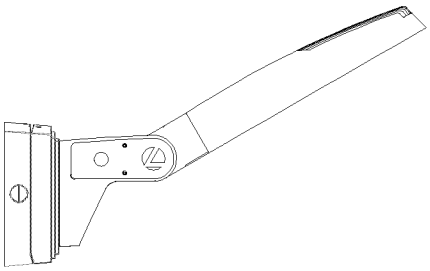

Length: 28.8" (73.2 cm)
Width: 13.3" (33.8 cm)
Height: 3.0" (7.6 cm) Main Body
9.2" (23.4 cm) Arm

Surface Conduit Box (SCB) Mounting Detail

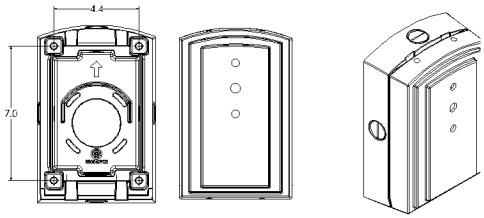

Automotive Front Row - Rotated Optics (AFRL90/R90)

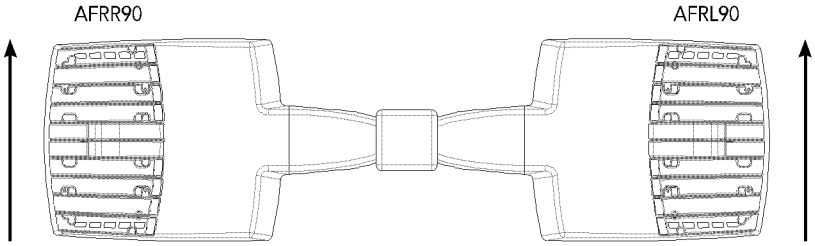

(Example: 2@180 - arrows indicate direction of light exiting the luminaire)

© 2018-2023 Acuity Brands Lighting, Inc. All rights reserved.

nLight Control - Sensor Coverage and Settings

nLight Sensor Coverage Pattern

NLTAIR2 PIRHN

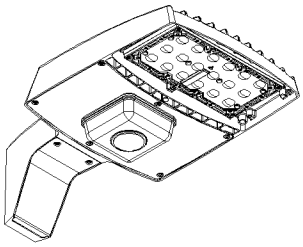



Top

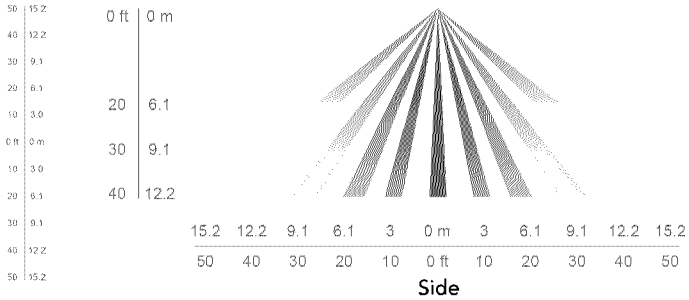

Motion Sensor Default Settings - Option PIRHN						
Option	Dimmed State (unoccupied)	High Level (when occupied)	Photocell Operation	Dwell Time (occupancy time delay)	Ramp-up Time (from unoccupied to occupied)	Ramp-down Time (from occupied to unoccupied)
NLTAIR2 PIRHN	Approx. 30% Output	100% Output	Enabled @ 1.5FC	7.5 minutes	3 seconds	5 minutes

*Note: NLTAIR2 PIRHN default settings including photocell set-point, high/low dim rates, and occupancy sensor time delay are all configurable using the Clairity Pro App. Sensor coverage pattern shown with luminaire at 0°. Sensor coverage pattern is affected when luminaire is titled.

FEATURES & SPECIFICATIONS

INTENDED USE

The RSX LED area family is designed to provide a long-lasting, energy-efficient solution for the one-for-one replacement of existing metal halide or high pressure sodium lighting. The RSX1 delivers 7,000 to 17,000 lumens and is ideal for replacing 70W to 400W HID pole-mounted luminaires in parking lots and other area lighting applications.

CONSTRUCTION

The RSX LED area luminaire features a rugged die-cast aluminum main body that uses heat-dissipating fins and flow-through venting to provide optimal thermal management that both enhances LED performance and extends component life. Integral "no drill" mounting arm allows the luminaire to be mounted on existing pole drillings, greatly reducing installation labor. The light engines and housing are sealed against moisture and environmental contaminants to IP66. The low-profile design results in a low EPA, allowing pole optimization. All mountings are rated for minimum 1.5 G vibration load per ANSI C136.31. 3G Mountings: Include SPA, RPA, MA, IS, AASP, and AARP rated for 3G vibration. 1.5G Mountings: Include WBA, WBASC, AAWB and AAWSC rated for 1.5G vibration.

FINISH

Exterior parts are protected by a zinc-infused Super Durable TGIC thermoset powder coat finish that provides superior resistance to corrosion and weathering. A tightly controlled multi-stage process ensures superior adhesion as well as a minimum finish thickness of 3 mils. The result is a high-quality finish that is warrantied not to crack or peel.

COASTAL CONSTRUCTION (CCE)

ptional corrosion resistant construction is engineered with added corrosion rotection in materials and/or pre-treatment of base material under superYurable paint. Provides additional corrosion protection for applications nearÜoastal areas. Finish is salt spray tested to over 5,000 hours per ASTM B117 with cribe rating of 10. Additional lead-times apply.

OPTICS

Precision acrylic refractive lenses are engineered for superior application efficiency, distributing the light to where it is needed most. Available in short and wide pattern distributions including Type 2, Type 3, Type 3S, Type 4, Type 4S, Type 5, Type 5S, AFR (Automotive Front Row), and AFR rotated AFRR90 and ARFL90.

ELECTRICAL

Light engine(s) configurations consist of high-efficacy LEDs mounted on metal-core circuit boards and aluminum heat sinks to maximize heat dissipation. Light engines are IP66 rated. LED lumen maintenance is >L92/100,000 hours. CCT's of 3000K, 4000K and 5000K (minimum 70 CRI) are available. Fixtures ship standard with 0-10v dimming driver. Class 1 electronic drivers ensure system power factor >90% and THD <20%. Easily serviceable 10kV surge protection device meets a minimum Category C Low operation (per ANSI/IEEE C62.41.2).

STANDARD CONTROLS

The RSX LED area luminaire has a wide assortment of control options. Dusk to dawn controls include MVOLT and 347V button-type photocells and NEMA twist-lock photocell receptacles.

nLIGHT AIR CONTROLS

The RSX LED area luminaire is also available with nLight® AIR for the ultimate in wireless control. This powerful controls platform provides out-of-the-box basic motion sensing with photocontrol functionality and is suitable for mounting heights up to 40 feet. No commissioning is required when using factory default settings that provide basic stand-alone motion occupancy dimming that is switched on and off with a built-in photocell. See chart above for motion sensor default out-of-box settings. For more advanced wireless functionality such as group dimming, nLight AIR can be commissioned using a smartphone and the easy-to use CLAIRITY app. nLight AIR equipped luminaries can be grouped, resulting in motion senso and photocell group response without the need for additional equipment. Scheduled dimmin with motion sensor over-ride can be achieved when used with the nLight Eclypse. Additional information about nLight Air can be found here.

INSTALLATION

Integral "no-drill" mounting arm allows for fast, easy mounting using existing pole drillings. Select the "SPA" option for square poles and the "RPA" option to mount to round poles. Not the RPA mount can also be used for mounting to square poles by omitting the RPA adapter plate. Select the "MA" option to attach the luminaire to a 2 3/8" horizontal mast arm or the "IS" option for an adjustable slipfitter that mounts on a 2 3/8" OD tenon. The adjustable slipfitter has an integral junction box and offers easy installation. Can be tilted up to 90° above horizontal. Additional mountings are available including a wall bracket, adjustable tilt arm for direct-to-pole and wall and a surface conduit box for wall mount applications.

LISTINGS

CSA Certified to meet U.S. and Canadian standards. Suitable for wet locations. Rated for -40°C minimum ambient. DesignLights Consortium® (DLC) Premium qualified product and DLC qualified product. Not all versions of this product may be DLC Premium qualified or DLC qualified. Please check the DLC Qualified Products List at www.designlights.org/QPL to confir which versions are qualified.
International Dark-Sky Association (IDA) Fixture Seal of Approval (FSA) is available for all products on this page utilizing 3000K color temperature only. U.S. Patent No. D882, 146S

BUY AMERICAN ACT

Product with the BAA option is assembled in the USA and meets the Buy America(n) government procurement requirements under FAR, DFARS and DOT regulations. Please refer to www.acuitybrands.com/buy-american for additional information.

WARRANTY

5-year limited warranty. This is the only warranty provided and no other statements in this specification sheet create any warranty of any kind. All other express and implied warranties ar disclaimed. Complete warranty terms located at:
www.acuitybrands.com/support/warranty/terms-and-conditions

Note: Actual performance may differ as a result of end-user environment and application. All values are design or typical values, measured under laboratory conditions at 25 °C. Specifications subject to change without notice.

© 2018-2023 Acuity Brands Lighting, Inc. All rights reserved.

Attachment: Exhibit B Plan Set (O-2023-21 : Ordinance Approving Special Use and Preliminary Plan with Zoning Variations at 1650 Leider Lane)

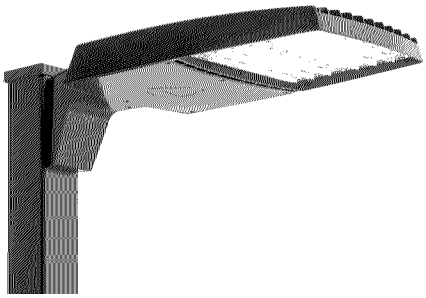

RSX2 LED
Area Luminaire

Catalog Number

Notes

Type

Introduction

The new RSX LED Area family delivers maximum value by providing significant energy savings, long life and outstanding photometric performance at an affordable price. The RSX2 delivers 11,000 to 31,000 lumens allowing it to replace 250W to 1000W HID luminaires.

The RSX features an integral universal mounting mechanism that allows the luminaire to be mounted on most existing drill hole patterns. This "no-drill" solution provides significant labor savings. An easy-access door on the bottom of mounting arm allows for wiring without opening the electrical compartment. A mast arm adaptor, adjustable integral slipfitter and other mounting configurations are available.

Specifications

EPA (ft²@0°):	0.69 ft² (0.06 m²)
Length:	29.3" (74.4 cm) (SPA mount)
Width:	13.4" (34.0 cm)
Height:	3.0" (7.6 cm) Main Body 7.2" (18.3 cm) Arm
Weight: (SPA mount)	30.0 lbs (13.6 kg)

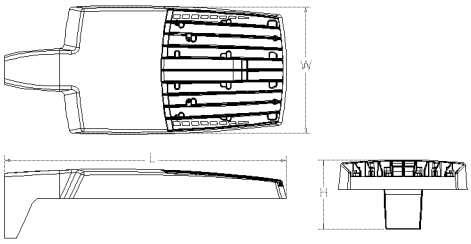

Ordering Information

EXAMPLE: RSX2 LED P6 40K R3 MVOLT SPA DDBXD

RSX2 LED

Series	Performance Package	Color Temperature	Distribution	Voltage	Mounting
RSX2 LED	P1 P2 P3 P4 P5 P6	30K 3000K 40K 4000K 50K 5000K	R2 Type 2 Wide R3 Type 3 Wide R3S Type 3 Short R4 Type 4 Wide R4S Type 4 Short R5 Type 5 Wide [1] R5S Type 5 Short [1] AFR Automotive Front Row AFRR90 Automotive Front Row Right Rotated AFRL90 Automotive Front Row Left Rotated	MVOLT (120V-277V) [2] HVOLT (347V-480V) [3] XVOLT (277V-480V) [4] **(use specific voltage for options as noted)** 120 [3] 277 [5] 208 [3] 347 [5] 240 [3] 480 [5]	SPA Square pole mounting (3.0" min. SQ pole for 1 at 90°, 3.5" min. SQ pole for 2, 3, 4 at 90° RPA Round pole mounting (3.2" min. dia. RND pole for 2, 3, 4 at 90°, 3.0" min. dia. RND pole for 1 at 90°, 2 at 180°, 3 at 120°) MA Mast arm adaptor (fits 2-3/8" OD horizontal tenon) IS Adjustable slipfitter (fits 2-3/8" OD tenon) [6] WBA Wall bracket [1] WBASC Wall bracket with surface conduit box AASP Adjustable tilt arm square pole mounting [6] AARP Adjustable tilt arm round pole mounting [6] AAWB Adjustable tilt arm with wall bracket [6] AAWSC Adjustable tilt arm wall bracket and surface conduit box [6]

Options

Shipped Installed

HS	House-side shield [7]
PE	Photocontrol, button style [8,9]
PEX	Photocontrol external threaded, adjustable [9,10]
PER7	Seven-wire twist-lock receptacle only (no controls) [9,11,12,13]
CE34	Conduit entry 3/4" NPT (Qty 2)
SF	Single fuse (120, 277, 347) [5]
DF	Double fuse (208, 240, 480) [5]
SPD20KV	20KV Surge pack (10KV standard)
FAO	Field adjustable output [9,13]
DMG	0-10V dimming extend out back of housing for external control (control ordered separate) [9,13]
DS	Dual switching [9,14]

Shipped Installed

***Standalone and Networked Sensors/Controls (factory default settings, see table page 9)**

NLTAIR2	nLight AIR generation 2 [13,15,16]
PIRHN	Networked, Bi-Level motion/ambient sensor (for use with NLTAIR2) [12,16,17]
BAA	Buy America(n) Act Compliant

*Note: PIRHN with nLight Air can be used as a standalone dimming sensor with out-of-box settings or as a wireless networked solution. See factory default settings table. Sensor coverage pattern is affected when luminaire is tilted.

Shipped Separately (requires some field assembly)

EGS	External glare shield [5]
EGFV	External glare full visor (360° around light aperture) [7]
BS	Bird spikes [18]

Finish

DDBXD	Dark Bronze
DBLXD	Black
DNAXD	Natural Aluminum
DWHXD	White
DDBTXD	Textured Dark Bronze
DBLBXD	Textured Black
DNATXD	Textured Natural Aluminum
DWHGXD	Textured White

© 2011-2022 Acuity Brands Lighting, Inc. All rights reserved.

Attachment: Exhibit B Plan Set (O-2023-21 : Ordinance Approving Special Use and Preliminary Plan with Zoning Variations at 1650 Leider Lane)

Ordering Information

Accessories

Ordered and shipped separately.

RSX2HS	RSX2 House side shield (includes 2 shields)
RSX2EGS (FINISH) U	External glare shield (specify finish)
RSX2HSAFRR (FINISH) U	RSX2 House side shields for AFR rotated optics (includes 2 shields)
RSX2EGFV (FINISH) U	External glare full visor (specify finish)
RSXRPA (FINISH) U	RSX Universal round pole adaptor plate (specify finish)
RSXWBA (FINISH) U	RSX WBA wall bracket (specify finish) [1]
RSX5CB (FINISH) U	RSX Surface conduit box (specify finish, for use with WBA, WBA not included)
DLL127F 1.5 JU	Photocell - SSL twist-lock (120-277V) [19]
DLL347F 1.5 CUL JU	Photocell - SSL twist-lock (347V) [19]
DLL480F 1.5 CUL JU	Photocell - SSL twist-lock (480V) [19]
DSHORT SBK U	Shorting cap [19]

NOTES

1. Any Type 5 distribution, is not available with WBA.
2. MVOLT driver operates on any line voltage from 120-277V (50/60 Hz).
3. HVOLT driver operates on any line voltage from 347-480V (50/60 Hz).
4. XVOLT driver not available with P1. XVOLT driver operates on any line voltage from 277V-480V (50/60 Hz). XVOLT not available with fusing (SF or DF) and not available with PE or PEX.
5. Single fuse (SF) requires 120V, 277V or 347V. Double fuse (DF) requires 208V, 240V or 480V.
6. Maximum tilt is 90° above horizontal.
7. It may be ordered as an accessory.
8. Requires MVOLT or 347V.
9. Not available in combination with other light sensing control options (following options cannot be combined: PE, PEX, PER7, FAO, DMG, DS, PIRHN). Exception: PE or PEX and FAO can be combined).
10. Requires 120V, 208V, 240V, or 277V.
11. Twistlock photocell ordered and shipped as a separate line item from Acuity Brands Controls. See accessories. Shorting Cap included. Dimming leads capped for future use.
12. For units with option PER7, the mounting must be restricted to +/- 4 from horizontal aim per ANSI C136.10-2010.
13. Two or more of the following options cannot be combined including DMG, DS, PER7, FAO and PIRHN.
14. DS only available on performance package P5 and P6.
15. Must be ordered with PIRHN.
16. Requires MVOLT or HVOLT.
17. Must be ordered with NLTAIR2. For additional information on PIRHN visit here.
18. Must be ordered with fixture for factory pre-drilling.
19. Requires luminaire to be specified with PER7 option. Ordered and shipped as a separate line item from Acuity Brands Controls.

External Shields



House Side Shield

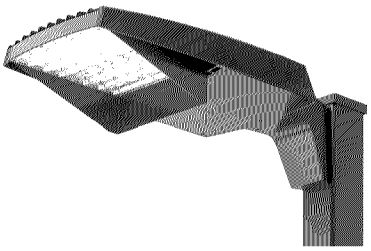

External Glare Shield

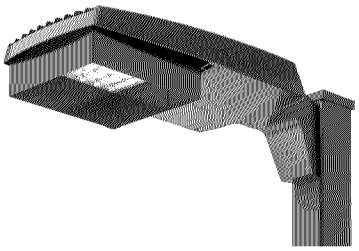

External 360 Full Visor

Pole/Mounting Informatiion

Accessories including bullhorns, cross arms and other adpaters are available under the accessories tab at Lithonia's Outdoor Poles and Arms product page. Click here to visit Accessories.

HANDHOLE ORIENTATION

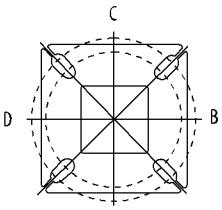

RSX POLE DRILLING

Template #8

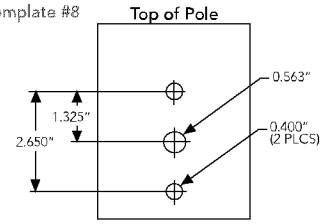

RSX STANDARD ARM & ADJUSTABLE ARM

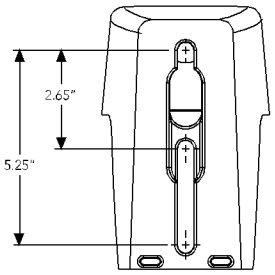

Round Tenon Mount - Pole Top Slipfitters

Tenon O.D.	RSX Mounting	Single	2 at 180°	2 at 90°	3 at 120°	3 at 90°	4 at 90°
2 - 3/8"	RPA, AARP	AS3-5 190	AS3-5 280	AS3-5 290	AS3-5 320	AS3-5 390	AS3-5 490
2 - 7/8"	RPA, AARP	AST25-190	AST25-280	AST25-290	AST25-320	AST25-390	AST25-490
4"	RPA, AARP	AST35-190	AST35-280	AST35-290	AST35-320	AST35-390	AST35-490

Drill/Side Location by Configuration Type

Drilling Template	Mounting Option	Single	2 @ 180	2 @ 90	3 @ 120	3 @ 90	4 @ 90
	Head Location	Side B	Side B & D	Side B & C	Round Pole Only	Side B, C & D	Side A, B, C & D
#8	**Drill Nomendature**	DM19AS	DM28AS	DM29AS	DM32AS	DM39AS	DM49AS

RSX2 - Luminaire EPA

*Includes luminaire and integral mounting arm. Other tenons, arms, brackets or other accessories are not included in this EPA data.

Fixture Quantity & Mounting Configuration		Single	2 @ 90	2 @ 180	3 @ 90	3 @ 120	4 @ 90	2 Side by Side	3 Side by Side	4 Side by Side
Mounting Type	**Tilt**									
SPA - Square Pole Adaptor	0°	0.69	1.22	1.27	1.8	1.61	2.39	1.37	2.06	2.74
RPA - Round Pole Adaptor		0.74	1.27	1.37	1.9	1.71	2.49	1.42	2.16	2.84
MA - Mast Arm Adaptor		0.61	1.14	1.11	1.64	1.45	2.23	1.29	1.9	2.58
IS - Integral Slipfitter AASP/AARP - Adjustable Arm Square/Round Pole	0°	0.69	1.22	1.27	1.8	1.61	2.39	1.37	2.06	2.74
	10°	0.53	1.06	1.05	1.58	1.37	2.08	1.06	1.59	2.12
	20°	0.52	1.02	1.03	1.52	1.33	2.02	1.03	1.55	2.07
	30°	0.64	1.11	1.18	1.63	1.45	2.21	1.27	1.91	2.54
	40°	0.81	1.21	1.35	1.74	1.65	2.39	1.62	2.43	3.23
	45°	0.91	1.25	1.5	1.81	1.75	2.48	1.82	2.73	3.64
	50°	1.34	1.83	2.17	2.61	2.56	3.62	2.68	4.02	5.36
	60°	2.2	2.97	3.57	4.24	4.17	5.89	4.41	6.61	8.82
	70°	2.86	4.13	4.7	5.89	5.71	8.21	5.71	8.57	11.42
	80°	3.4	5.13	5.67	7.34	7.09	10.21	6.79	10.19	13.59
	90°	3.85	5.96	6.55	8.58	8.31	11.88	7.70	11.56	15.41

© 2011-2022 Acuity Brands Lighting, Inc. All rights reserved.

Attachment: Exhibit B Plan Set (O-2023-21 : Ordinance Approving Special Use and Preliminary Plan with Zoning Variations at 1650 Leider Lane)

Photometric Diagrams

To see complete photometric reports or download .ies files for this product, visit Lithonia Lighting's RSX Area homepage.

Isofootcandle plots for the RSX2 LED P6 40K. Distances are in units of mounting height (30').

LEGEND
- 0.1 fc
- 0.5 fc
- 1.0 fc

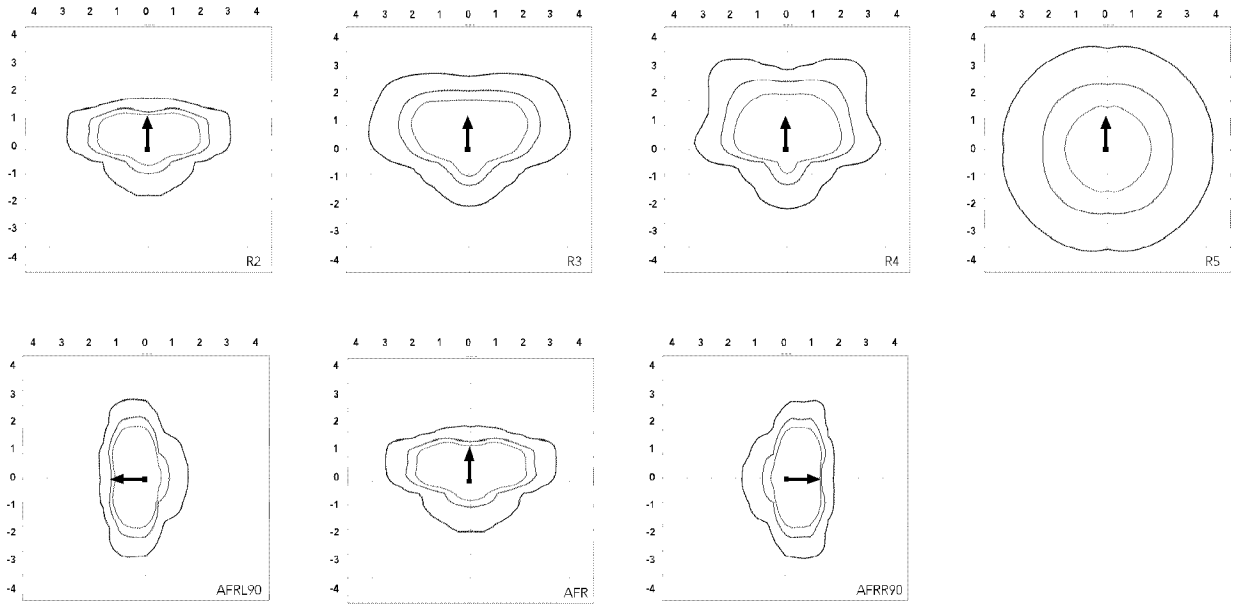

Performance Data

Lumen Ambient Temperature (LAT) Multipliers

Use these factors to determine relative lumen output for average ambient temperatures from 0-50°C (32-122°F).

Ambient	Ambient	Lumen Multiplier
0°C	32°F	1.05
5°C	41°F	1.04
10°C	50°F	1.03
15°C	59°F	1.02
20°C	68°F	1.01
25°C	77°F	1.00
30°C	86°F	0.99
35°C	95°F	0.98
40°C	104°F	0.97
45°C	113°F	0.96
50°C	122°F	0.95

Electrical Load

		Current (A)					
Performance Package	System Watts (W)	120V	208V	240V	277V	347V	480V
P1	71W	0.59	0.34	0.30	0.26	0.20	0.15
P2	111W	0.93	0.53	0.46	0.40	0.32	0.23
P3	147W	1.23	0.70	0.61	0.53	0.42	0.31
P4	187W	1.55	0.90	0.78	0.68	0.53	0.38
P5	210W	1.75	1.01	0.87	0.76	0.60	0.44
P6	244W	2.03	1.17	1.01	0.88	0.70	0.51

Projected LED Lumen Maintenance

Operating Hours	50,000	75,000	100,000
Lumen Maintenance Factor	>0.97	>0.95	>0.92

Values calculated according to IESNA TM-21-11 methodology and valid up to 40°C.

© 2011-2022 Acuity Brands Lighting, Inc. All rights reserved.

Performance Data

Lumen Output

Lumen values are from photometric tests performed in accordance with IESNA LM-79-08. Data is considered to be representative of the configurations shown, within the tolerances allowed by Lighting Facts. Contact factory for performance data on any configurations not shown here.

Performance Package	System Watts	Distribution Type	30K (3000K, 70 CRI)					40K (4000K, 70 CRI)					50K (5000K, 70 CRI)				
			Lumens	B	U	G	LPW	Lumens	B	U	G	LPW	Lumens	B	U	G	LPW
P1	71W	R2	10,040	2	0	1	139	11,031	2	0	1	153	11,031	2	0	1	153
		R3	10,005	2	0	2	141	10,992	2	0	2	155	10,992	2	0	2	155
		R3S	10,271	2	0	2	143	11,285	2	0	2	157	11,285	2	0	2	157
		R4	10,136	2	0	2	143	11,136	2	0	2	157	11,136	2	0	2	157
		R4S	9,779	2	0	2	138	10,744	2	0	2	151	10,744	2	0	2	151
		R5	10,271	4	0	2	145	11,285	4	0	2	159	11,285	4	0	2	159
		R5S	10,544	3	0	1	149	11,585	3	0	2	163	11,585	3	0	2	163
		AFR	10,026	2	0	1	141	11,016	2	0	1	155	11,016	2	0	1	155
		AFRR90	10,122	3	0	2	140	11,121	3	0	2	154	11,121	3	0	2	154
		AFRL90	10,164	3	0	2	141	11,167	3	0	2	155	11,167	3	0	2	155
P2	111W	R2	15,712	2	0	2	138	17,263	2	0	2	151	17,263	2	0	2	151
		R3	15,657	2	0	3	141	17,202	3	0	3	155	17,202	3	0	3	155
		R3S	16,075	2	0	2	141	17,661	2	0	2	155	17,661	2	0	2	155
		R4	15,862	2	0	3	143	17,427	2	0	3	157	17,427	2	0	3	157
		R4S	15,304	2	0	2	138	16,815	2	0	2	151	16,815	2	0	2	151
		R5	16,075	4	0	2	145	17,661	5	0	3	159	17,661	5	0	3	159
		R5S	16,502	4	0	2	149	18,130	4	0	2	163	18,130	4	0	2	163
		AFR	15,691	2	0	2	141	17,240	2	0	2	155	17,240	2	0	2	155
		AFRR90	15,841	3	0	3	139	17,404	4	0	3	153	17,404	4	0	3	153
		AFRL90	15,907	3	0	3	139	17,477	4	0	3	153	17,477	4	0	3	153
P3	147W	R2	19,855	3	0	2	132	21,814	3	0	2	145	21,814	3	0	2	145
		R3	19,785	3	0	3	135	21,737	3	0	4	148	21,737	3	0	4	148
		R3S	20,312	3	0	3	135	22,317	3	0	3	149	22,317	3	0	3	149
		R4	20,044	3	0	3	136	22,022	3	0	4	150	22,022	3	0	4	150
		R4S	19,339	3	0	3	132	21,247	3	0	3	145	21,247	3	0	3	145
		R5	20,313	5	0	3	138	22,317	5	0	3	152	22,317	5	0	3	152
		R5S	20,852	4	0	2	142	22,910	4	0	2	156	22,910	4	0	2	156
		AFR	19,828	3	0	2	135	21,785	3	0	2	148	21,785	3	0	2	148
		AFRR90	20,017	4	0	3	133	21,992	4	0	3	147	21,992	4	0	3	147
		AFRL90	20,101	4	0	3	134	22,084	4	0	3	147	22,084	4	0	3	147
P4	187W	R2	22,836	3	0	2	120	25,090	3	0	2	132	25,090	3	0	2	132
		R3	22,756	3	0	4	122	25,002	3	0	4	134	25,002	3	0	4	134
		R3S	23,363	3	0	3	123	25,668	3	0	3	135	25,668	3	0	3	135
		R4	23,054	3	0	4	123	25,329	3	0	4	135	25,329	3	0	4	135
		R4S	22,243	3	0	3	119	25,059	3	0	3	134	25,059	3	0	3	134
		R5	23,363	5	0	3	125	25,669	5	0	4	137	25,669	5	0	4	137
		R5S	23,983	4	0	2	128	26,350	4	0	2	141	26,350	4	0	2	141
		AFR	22,806	3	0	2	122	25,056	3	0	2	134	25,056	3	0	2	134
		AFRR90	23,023	4	0	3	121	25,295	4	0	3	133	25,295	4	0	3	133
		AFRL90	23,120	4	0	3	122	25,401	4	0	3	134	25,401	4	0	3	134
P5	210W	R2	26,141	3	0	2	122	28,721	3	0	2	135	28,721	3	0	2	135
		R3	26,049	3	0	4	124	28,620	3	0	4	136	28,620	3	0	4	136
		R3S	26,744	3	0	3	125	29,383	3	0	4	138	29,383	3	0	4	138
		R4	26,390	3	0	4	126	28,994	3	0	4	138	28,994	3	0	4	138
		R4S	25,462	3	0	3	121	27,974	3	0	3	133	27,974	3	0	3	133
		R5	26,744	5	0	4	127	29,383	5	0	4	140	29,383	5	0	4	140
		R5S	27,454	4	0	2	131	30,163	4	0	2	144	30,163	4	0	2	144
		AFR	26,106	3	0	2	124	28,682	3	0	2	137	28,682	3	0	2	137
		AFRR90	26,354	4	0	3	123	28,955	5	0	3	136	28,955	5	0	3	136
		AFRL90	26,465	4	0	3	124	29,077	5	0	3	136	29,077	5	0	3	136
P6	244W	R2	27,646	3	0	2	112	30,374	3	0	2	123	30,374	3	0	2	123
		R3	27,549	3	0	4	113	30,267	3	0	4	124	30,267	3	0	4	124
		R3S	28,283	3	0	3	115	31,075	3	0	4	126	31,075	3	0	4	126
		R4	27,909	3	0	4	114	30,663	3	0	4	126	30,663	3	0	4	126
		R4S	26,928	3	0	3	110	29,585	3	0	3	121	29,585	3	0	3	121
		R5	28,284	5	0	4	116	31,075	5	0	4	127	31,075	5	0	4	127
		R5S	29,035	4	0	2	119	31,900	5	0	3	131	31,900	5	0	3	131
		AFR	27,608	3	0	2	112	30,332	3	0	2	123	30,332	3	0	2	123
		AFRR90	27,872	4	0	3	113	30,622	5	0	3	124	30,622	5	0	3	124
		AFRL90	27,989	4	0	3	113	30,751	5	0	3	125	30,751	5	0	3	125

Attachment: Exhibit B Plan Set (O-2023-21 : Ordinance Approving Special Use and Preliminary Plan with Zoning Variations at 1650 Leider Lane)

© 2011-2022 Acuity Brands Lighting, Inc. All rights reserved.

Dimensions & Weights

Luminaire Weight by Mounting Type

Mounting Configuration	Total Luminaire Weight
SPA	30 lbs
RPA	32 lbs
MA	30 lbs
WBA	33 lbs
WBASC	36 lbs
IS	33 lbs
AASP	33 lbs
AARP	35 lbs
AAWB	36 lbs
AAWSC	39 lbs

RSX2 with Round Pole Adapter (RPA)

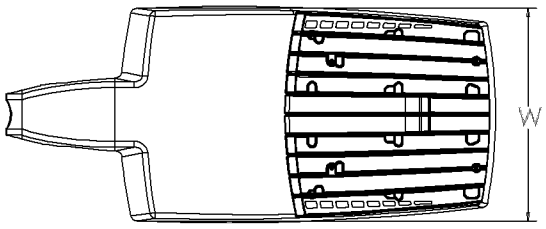

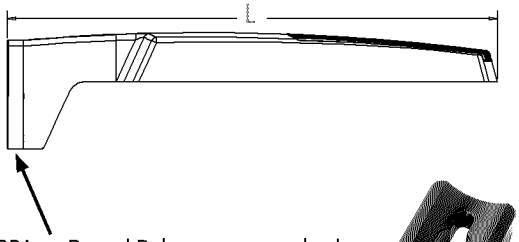

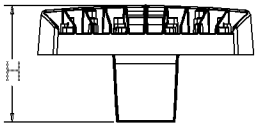

Length: 30.3" (77.0 cm)
Width: 13.4" (34.0 cm)
Height: 3.0" (7.6 cm) Main Body
7.2" (18.3 cm) Arm

Note: RPA — Round Pole mount can also be used to mount on square poles by omitting the round pole adapter plate shown here.

RSX2 with Mast Arm Adapter (MA)

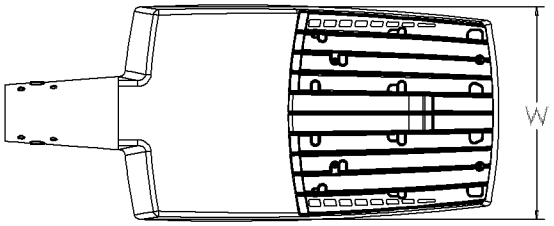

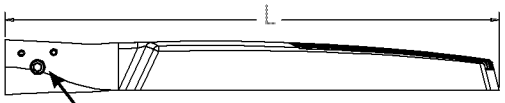

7/16" locking thru bolt/nut provided

Length: 30.6" (77.7 cm)
Width: 13.4" (34.0 cm)
Height: 3.0" (7.6 cm) Main Body
3.5" (8.9 cm) Arm

RSX2 with Adjustable Slipfitter (IS)

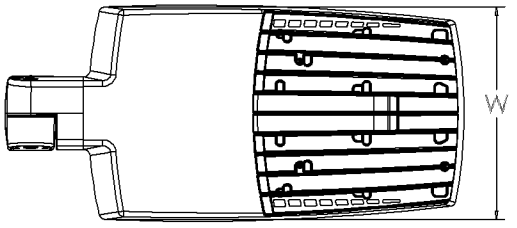

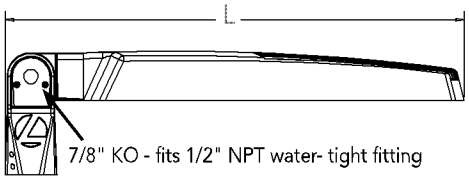

7/8" KO - fits 1/2" NPT water- tight fitting

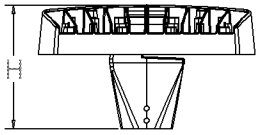

Length: 28.3" (71.9 cm)
Width: 13.4" (34.0 cm)
Height: 3.0" (7.6 cm) Main Body
7.6" (19.3 cm) Arm

© 2011-2022 Acuity Brands Lighting, Inc. All rights reserved.

Dimensions

RSX2 with Wall Bracket (WBA)

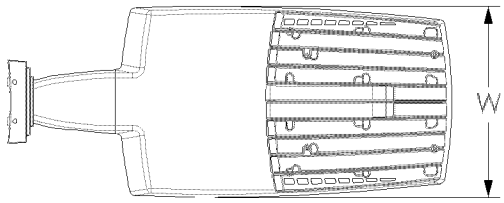

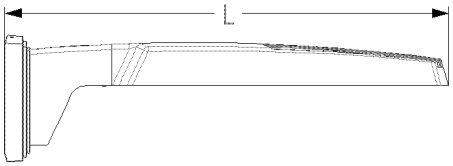

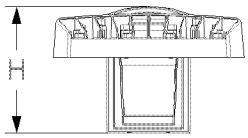

Length: 31.2" (79.2 cm)
Width: 13.4" (41.7 cm)
Height: 3.0" (7.6 cm) Main Body
8.9" (22.6 cm) Arm

Wall Bracket (WBA) Mounting Detail

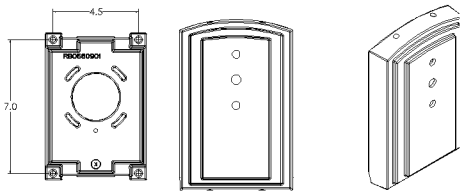

RSX2 with Wall Bracket with Surface Conduit Box (WBASC)

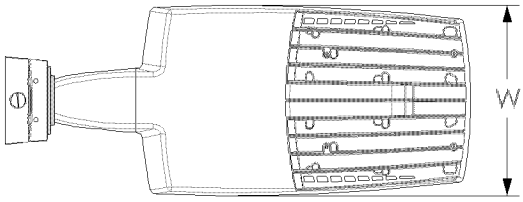

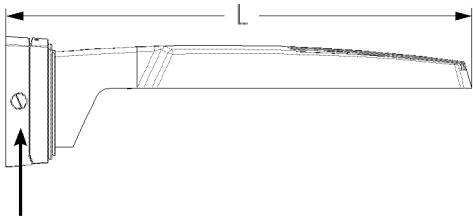

3/4" NPT taps with plugs - Qty (4) provided

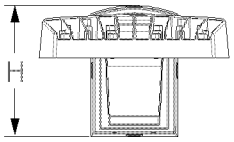

Surface Conduit Box (SCB) Mounting Detail

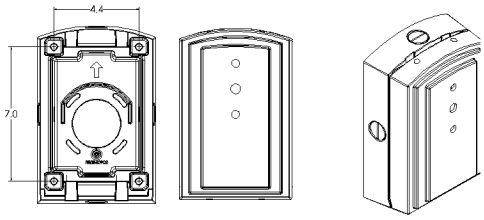

Length: 32.8" (83.3 cm)
Width: 13.4" (41.7 cm)
Height: 3.0" (7.6 cm) Main Body
9.2" (23.4 cm) Arm

Attachment: Exhibit B Plan Set (O-2023-21 : Ordinance Approving Special Use and Preliminary Plan with Zoning Variations at 1650 Leider Lane)

© 2011-2022 Acuity Brands Lighting, Inc. All rights reserved.

Dimensions

RSX2 with Adjustable Tilt Arm - Square or Round Pole (AASP or AARP)

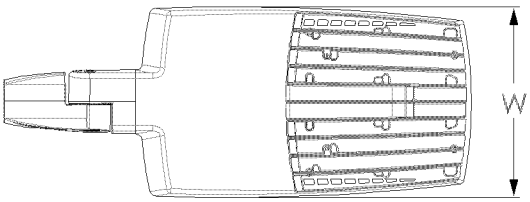

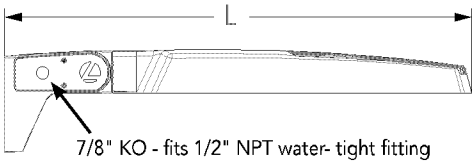

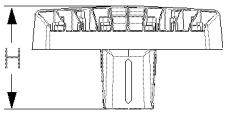

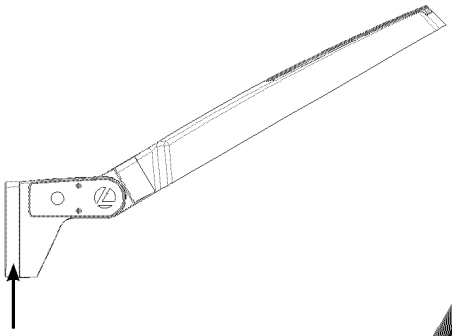

Length: 32.8" (83.3 cm) **AASP**
33.8" (85.9 cm) **AARP**
Width: 13.4" (34.0 cm)
Height: 3.0" (7.6 cm) Main Body
7.2" (18.2 cm) Arm

NOTE:
RPA - Round Pole mount can also be used to mount on square poles by omitting the round pole adapter plate shown here.

Notes

AASP: Requires 3.0" min. square pole for 1 at 90°. Requires 3.5" min. square pole for mounting 2, 3, 4 at 90°.

AARP: Requires 3.2" min. dia. round pole for 2, 3, 4 at 90°. Requires 3.0" min. dia. round pole for mounting 1 at 90°, 2 at 180°, 3 at 120°.

RSX2 with Adjustable Tilt Arm with Wall Bracket (AAWB)

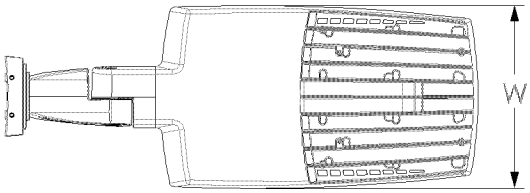

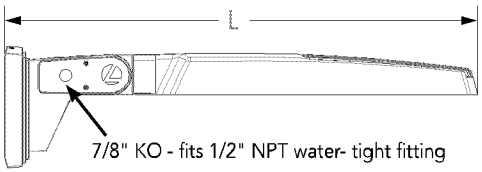

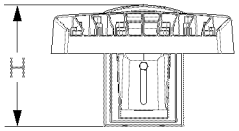

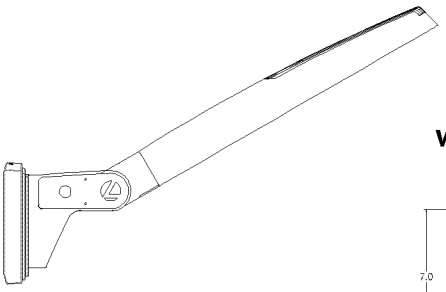

Wall Bracket (WBA) Mounting Detail

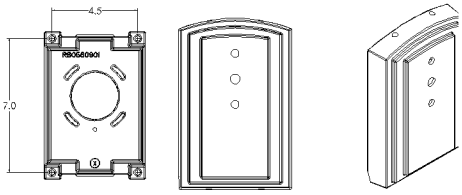

Length: 34.7" (88.0 cm)
Width: 13.4" (34.0 cm)
Height: 3.0" (7.6 cm) Main Body
8.9" (22.6 cm) Arm

© 2011-2022 Acuity Brands Lighting, Inc. All rights reserved.

Dimensions

RSX2 with Adjustable Tilt Arm with Wall Bracket and Surface Conduit Box (AAWSC)

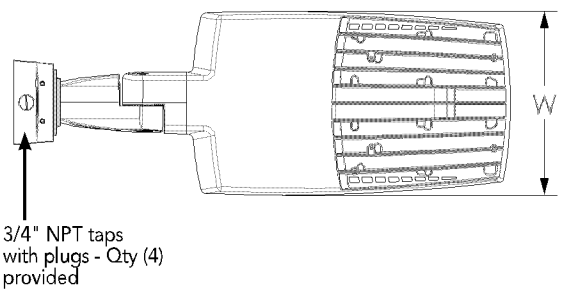

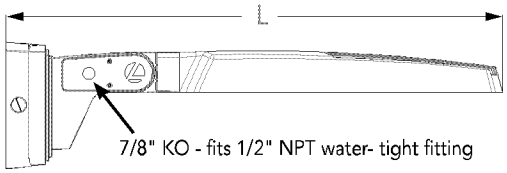

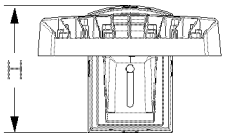

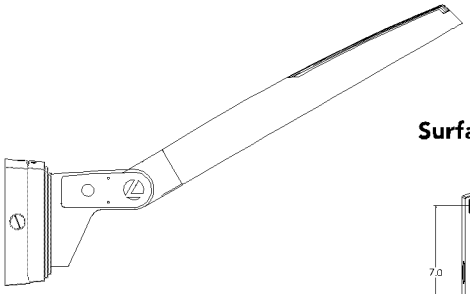

Length: 36.2" (91.9 cm)
Width: 13.4" (40.0 cm)
Height: 3.0" (7.6 cm) Main Body
9.2" (23.4 cm) Arm

Surface Conduit Box (SCB) Mounting Detai

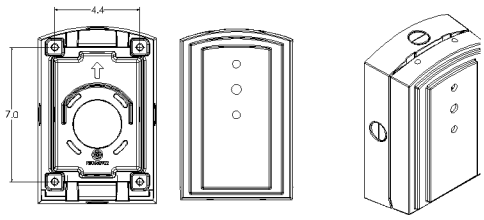

Additional Reference Drawings

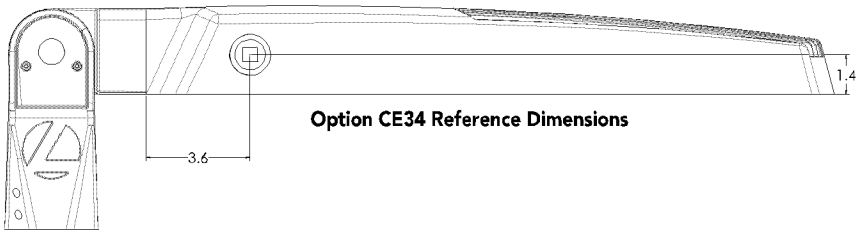

Option CE34 Reference Dimensions

Automotive Front Row - Rotated Optics (AFRL90/R90)

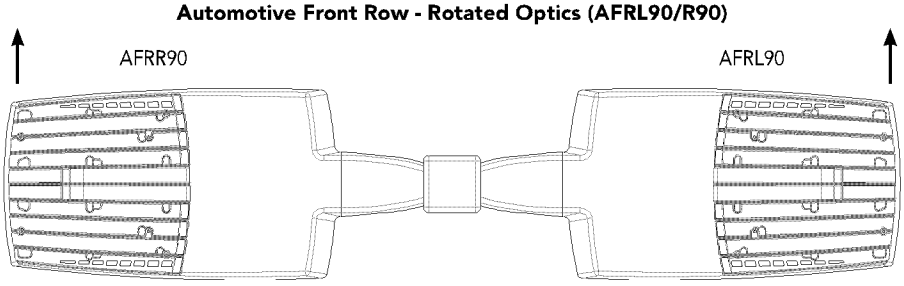

(Example: 2@180 - arrows indicate direction of light exiting the luminaire)

Attachment: Exhibit B Plan Set (O-2023-21 : Ordinance Approving Special Use and Preliminary Plan with Zoning Variations at 1650 Leider Lane)

© 2011-2022 Acuity Brands Lighting, Inc. All rights reserved.

nLight Control - Sensor Coverage and Settings

NLTAIR2 PIRHN nLight Sensor Coverage Pattern

nLight PIRHN

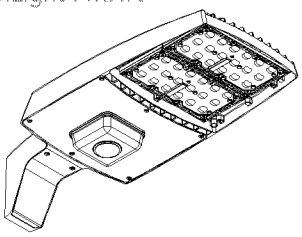



Top

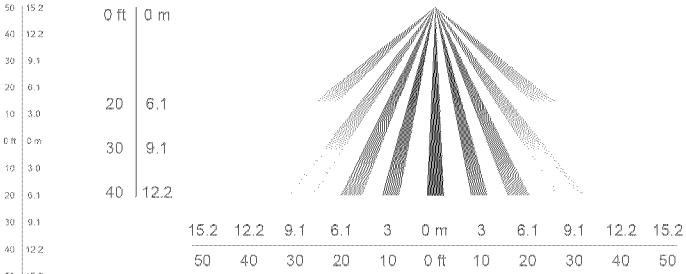

Side

Motion Sensor Default Settings* Option PIRHN						
Option	Dimmed State (unoccupied)	High Level (when occupied)	Photocell Operation	Dwell Time (occupancy time delay)	Ramp-up Time (from unoccupied to occupied)	Ramp-down Time (from occupied to unoccupied)
NLTAIR2 PIRHN	Approx. 30% Output	100% Output	Enabled @ 1.5FC	7.5 minutes	3 seconds	5 minutes

*Note: NLTAIR2 PIRHN default settings including photocell set-point, high/low dim rates, and occupancy sensor time delay are all configurable using the Clairity Pro App. Sensor coverage pattern shown with luminaire at 0°. Sensor coverage pattern is affected when luminaire is titled.

FEATURES & SPECIFICATIONS

INTENDED USE

The RSX LED area family is designed to provide a long-lasting, energy-efficient solution for the one-for-one replacement of existing metal halide or high pressure sodium lighting. The RSX2 delivers 11,000 to 31,000 lumens and is ideal for replacing 250W to 1000W HID pole-mounted luminaires in parking lots and other area lighting applications.

CONSTRUCTION AND DESIGN

The RSX LED area luminaire features a rugged die-cast aluminum main body that uses heat-dissipating fins and flow-through venting to provide optimal thermal management that both enhances LED performance and extends component life. Integral "no drill" mounting arm allows the luminaire to be mounted on existing pole drillings, greatly reducing installation labor. The light engines and housing are sealed against moisture and environmental contaminants to IP66. The low-profile design results in a low EPA, allowing pole optimization. Vibration rated per ANSI C136.31: 3G Mountings: Include SPA, RPA, MA, IS, AASP, AARP rated for 3G vibration. 1.5G Mountings: Include WBA, WBASC, AAWB and AAWSC rated for 1.5G vibration.

FINISH

Exterior parts are protected by a zinc-infused Super Durable TGIC thermoset powder coat finish that provides superior resistance to corrosion and weathering. A tightly controlled multi-stage process ensures superior adhesion as well as a minimum finish thickness of 3 mils. The result is a high-quality finish that is warrantied not to crack or peel.

OPTICS

Precision acrylic refractive lenses are engineered for superior application efficiency, distributing the light to where it is needed most. Available in short and wide pattern distributions including Type 2, Type 3, Type 3S, Type 4, Type 4S, Type 5, Type 5S, AFR (Automotive Front Row) and AFR rotated AFRR90 and ARFL90.

ELECTRICAL

Light engine(s) configurations consist of high-efficacy LEDs mounted on metal-core circuit boards and aluminum heat sinks to maximize heat dissipation. Light engines are IP66 rated. LED lumen maintenance is >L92/100,000 hours. CCT's of 3000K, 4000K and 5000K (minimum 70 CRI) are available. Fixtures ship standard with 0-10v dimming driver. Class 1 electronic drivers ensure system power factor >90% and THD <20%. Easily serviceable 10kV surge protection device meets a minimum Category C Low operation (per ANSI/IEEE C62.41.2).

STANDARD CONTROLS

The RSX LED area luminaire has a wide assortment of control options. Dusk to dawn controls include MVOLT and 347V button-type photocells and NEMA twist-lock photocell receptacles.

nLIGHT AIR CONTROLS

The RSX LED area luminaire is also available with nLight® AIR for the ultimate in wireless control. This powerful controls platform provides out-of-the-box basic motion sensing with photocontrol functionality and is suitable for mounting heights up to 40 feet. No commissioning is required when using factory default settings that provide basic stand-alone motion occupancy dimming that is switched on and off with a built-in photocell. See chart above for motion sensor default ou of-box settings. For more advanced wireless functionality, such as group dimming, nLight AIR car be commissioned using a smartphone and the easy-to-use CLAIRITY app. nLight AIR equipped luminaries can be grouped, resulting in motion sensor and photocell group response without the need for additional equipment. Scheduled dimming with motion sensor over-ride can be achieve when used with the nLight Eclypse. Additional information about nLight Air can be found here.

INSTALLATION

Integral "no-drill" mounting arm allows for fast, easy mounting using existing pole drillings. Sele the "SPA" option for square poles and the "RPA" option to mount to round poles. Note, the RPA mount can also be used for mounting to square poles by omitting the RPA adapter plate. Select the "MA" option to attach the luminaire to a 2 3/8" horizontal mast arm or the "IS" option for an adjustable slipfitter that mounts on a 2 3/8" OD tenon. The adjustable slipfitter has an integral junction box and offers easy installation. Can be tilted up to 90° above horizontal. Additional mountings are available including a wall bracket, adjustable tilt arm for direct-to-pole and wall and a surface conduit box for wall mount applications.

LISTINGS

CSA Certified to meet U.S. and Canadian standards. Suitable for wet locations. Rated for -40°C minimum ambient. DesignLights Consortium® (DLC) Premium qualified product and DLC qualifie product. Not all versions of this product may be DLC Premium qualified or DLC qualified. Please check the DLC Qualified Products List at www.designlights.org/QPL to confirm which versions are qualified.
International Dark-Sky Association (IDA) Fixture Seal of Approval (FSA) is available for all product on this page utilizing 3000K color temperature only. US Patent No. D882, 146S

BUY AMERICAN ACT

Product with the BAA option is assembled in the USA and meets the Buy America(n) governmen procurement requirements under FAR, DFARS and DOT regulations.
Please refer to www.acuitybrands.com/buy-american for additional information.

WARRANTY

5-year limited warranty. This is the only warranty provided and no other statements in this specification sheet create any warranty of any kind. All other express and implied warranties are disclaimed. Complete warranty terms located at:
www.acuitybrands.com/support/warranty/terms-and-conditions

Note: Actual performance may differ as a result of end-user environment and application.
All values are design or typical values, measured under laboratory conditions at 25 °C.
Specifications subject to change without notice.

© 2011-2022 Acuity Brands Lighting, Inc. All rights reserved.

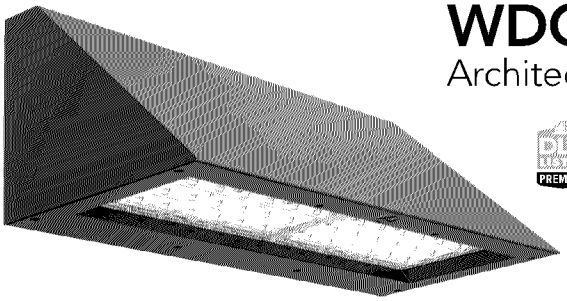

WDGE4 LED
Architectural Wall Sconce

Catalog Number

Notes

Type

Introduction

The WDGE LED family is designed to meet specifier's every wall-mounted lighting need in a widely accepted shape that blends with any architecture. The clean rectilinear design comes in four sizes with lumen packages ranging from 1,200 to 25,000 lumens, providing a true site-wide solution. Embedded with nLight® AIR wireless controls, the WDGE family provides additional energy savings and code compliance.

WDGE4 has been designed to deliver up to 25,000 lumens through a precision refractive lens with wide distribution, perfect for augmenting the lighting from pole mounted luminaires.

Specifications

Depth (D1): 10"
Depth (D2): 2"
Height: 9"
Width: 25"
Weight: (without options) 30.5 lbs

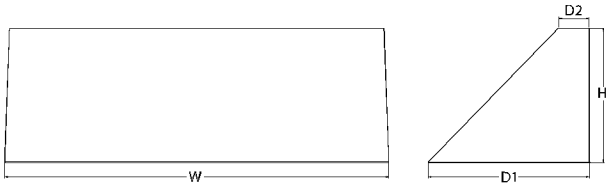

WDGE LED Family Overview

Luminaire	Standard EM, 0°C	Cold EM, -20°C	Sensor	Lumens (4000K)					
				P1	P2	P3	P4	P5	P6
WDGE1 LED	4W	--	--	1,200	2,000	--	--	--	--
WDGE2 LED	10W	18W	Standalone / nLight	1,200	2,000	3,000	4,500	6,000	--
WDGE3 LED	15W	18W	Standalone / nLight	7,500	8,500	10,000	12,000	--	--
WDGE4 LED	--	--	Standalone / nLight	12,000	16,000	18,000	20,000	22,000	25,000

Ordering Information

EXAMPLE: WDGE4 LED P3 40K 70CRI R3 MVOLT SRM DDBXD

Series	Package		Color Temperature		CRI	Distribution		Voltage	Mounting			
									Shipped included		Shipped separately	
WDGE4 LED	P1	P4	30K	3000K	70CRI	R2	Type 2	MVOLT	SRM	Surface mounting bracket	AWS	3/8inch Architectural wall spacer
	P2	P5	40K	4000K	80CRI	R3	Type 3	347[1]	ICW	Indirect Canopy/Ceiling Washer bracket (dry/damp locations only)[4]	PBBW	Surface-mounted back box (top, left, right conduit entry). Use when there is no junction box available.
	P3	P6	50K	5000K		R4	Type 4	480[1]				
						RFT	Forward Throw					

Options

PE[2]	Photocell, Button Type
DS[3]	Dual switching (comes with 2 drivers and 2 light engines)
DMG[3]	0-10V dimming wires pulled outside fixture (for use with an external control, ordered separately)
BCE	Bottom conduit entry for back box (PBBW). Total of 4 entry points.
SPD10KV	10kV Surge pack
BAA	Buy America(n) Act Compliant

Standalone Sensors/Controls

PIR	Bi-level (100/35%) motion sensor for 8-15' mounting heights. Intended for use on switched circuits with external dusk to dawn switching.
PIRH	Bi-level (100/35%) motion sensor for 15-30' mounting heights. Intended for use on switched circuits with external dusk to dawn switching
PIR1FC3V	Bi-level (100/35%) motion sensor for 8-15' mounting heights with photocell pre-programmed for dusk to dawn operation.
PIRH1FC3V	Bi-level (100/35%) motion sensor for 15-30' mounting heights with photocell pre-programmed for dusk to dawn operation.

Networked Sensors/Controls

NLTAIR2 PIR	nLightAIR Wireless enabled bi-level motion/ambient sensor for 8-15' mounting heights.
NLTAIR2 PIRH	nLightAIR Wireless enabled bi-level motion/ambient sensor for 15-30' mounting heights.

See page 3 for out of box functionality

Finish

DDBXD	Dark bronze
DBLXD	Black
DNAXD	Natural aluminum
DWHXD	White
DSSXD	Sandstone
DDBTXD	Textured dark bronze
DBLBXD	Textured black
DNATXD	Textured natural aluminum
DWHGXD	Textured white
DSSTXD	Textured sandstone

Accessories

Ordered and shipped separately.

WDGEAWS DDBXD	WDGE 3/8inch Architectural Wall Spacer (specify finish)
WDGE4PBBW DDBXD U	WDGE4 surface-mounted back box (specify finish)

NOTES

1. 347V and 480V not available with DS.
2. PE not available in 480V and with sensors/controls.
3. DS and DMG not available with sensors/controls.
4. Not qualified for DLC. Not available with emergency battery backup

© 2019-2022 Acuity Brands Lighting, Inc. All rights reserved.

Performance Data

Lumen Output

Lumen values are from photometric tests performed in accordance with IESNA LM-79-08. Data is considered to be representative of the configurations shown, within the tolerances allowed by Lighting Facts. Contact factory for performance data on any configurations not shown here.

Performance Package	System Watts	Dist. Type	30K (3000K, 70 CRI)					40K (4000K, 70 CRI)					50K (5000K, 70 CRI)				
			Lumens	LPW	B	U	G	Lumens	LPW	B	U	G	Lumens	LPW	B	U	G
P1	77W	R2	11,173	146	2	0	1	12,125	158	2	0	1	12,125	158	2	0	1
		R3	10,951	143	2	0	2	11,884	155	2	0	2	11,884	155	2	0	2
		R4	11,224	147	2	0	2	12,180	159	2	0	2	12,180	159	2	0	2
		RFT	11,104	145	2	0	2	12,050	157	2	0	2	12,050	157	2	0	2
P2	106W	R2	14,960	141	3	0	2	16,235	153	3	0	2	16,235	153	3	0	2
		R3	14,663	138	2	0	2	15,912	150	2	0	3	15,912	150	2	0	3
		R4	15,028	141	2	0	2	16,308	153	2	0	3	16,308	153	2	0	3
		RFT	14,868	140	2	0	2	16,134	152	2	0	2	16,134	152	2	0	2
P3	123W	R2	16,993	138	3	0	2	18,441	150	3	0	2	18,441	150	3	0	2
		R3	16,655	136	2	0	3	18,074	147	3	0	3	18,074	147	3	0	3
		R4	17,070	139	2	0	3	18,524	151	3	0	3	18,524	151	3	0	3
		RFT	16,888	138	2	0	3	18,327	149	2	0	3	18,327	149	2	0	3
P4	140W	R2	18,958	136	3	0	2	20,573	147	3	0	2	20,573	147	3	0	2
		R3	18,581	133	3	0	3	20,164	144	3	0	3	20,164	144	3	0	3
		R4	19,044	136	3	0	3	20,667	148	3	0	3	20,667	148	3	0	3
		RFT	18,841	135	2	0	3	20,446	146	3	0	3	20,446	146	3	0	3
P5	156W	R2	20,919	134	3	0	2	22,702	146	3	0	2	22,702	146	3	0	2
		R3	20,503	132	3	0	3	22,250	143	3	0	3	22,250	143	3	0	3
		R4	21,014	135	3	0	3	22,804	147	3	0	4	22,804	147	3	0	4
		RFT	20,790	134	3	0	3	22,561	145	3	0	3	22,561	145	3	0	3
P6	185W	R2	23,725	128	3	0	2	25,746	139	3	0	2	25,746	139	3	0	2
		R3	23,253	126	3	0	4	25,234	136	3	0	4	25,234	136	3	0	4
		R4	23,832	129	3	0	4	25,863	140	3	0	4	25,863	140	3	0	4
		RFT	23,578	127	3	0	3	25,587	138	3	0	4	25,587	138	3	0	4

Electrical Load

Performance Package	System Watts	Current (A)					
		120V	208V	240V	277V	347V	480V
P1	77W	0.635	0.366	0.319	0.280	0.223	0.161
P2	106W	0.889	0.514	0.449	0.395	0.309	0.228
P3	123W	1.014	0.585	0.510	0.447	0.356	0.258
P4	140W	1.159	0.668	0.582	0.509	0.403	0.294
P5	156W	1.296	0.743	0.647	0.564	0.451	0.326
P6	185W	1.512	0.864	0.751	0.655	0.526	0.378

Lumen Multiplier for 80CRI

CCT	Multiplier
30K	0.891
40K	0.906
50K	0.906

Lumen Ambient Temperature (LAT) Multipliers

Use these factors to determine relative lumen output for average ambient temperatures from 0-40°C (32-104°F).

Ambient		Lumen Multiplier
0°C	32°F	1.05
10°C	50°F	1.03
20°C	68°F	1.01
25°C	77°F	1.00
30°C	86°F	0.99
40°C	104°F	0.97

Projected LED Lumen Maintenance

Data references the extrapolated performance projections for the platforms noted in a 25°C ambient, based on 10,000 hours of LED testing (tested per IESNA LM-80-08 and projected per IESNA TM-21-11).

To calculate LLF, use the lumen maintenance factor that corresponds to the desired number of operating hours below. For other lumen maintenance values, contact factory.

Operating Hours	0	25,000	50,000	100,000
Lumen Maintenance Factor	1.0	>0.98	>0.96	>0.92

© 2019-2022 Acuity Brands Lighting, Inc. All rights reserved.

Attachment: Exhibit B Plan Set (O-2023-21 : Ordinance Approving Special Use and Preliminary Plan with Zoning Variations at 1650 Leider Lane)

Photometric Diagrams

To see complete photometric reports or download .ies files for this product, visit the Lithonia Lighting WDGE LED homepage. Tested in accordance with IESNA LM-79 and LM-80 standards.

LEGEND

- 0.25 fc
- 0.5 fc
- 1.0 fc

MH = 18ft
Grid = 18ft x 18ft

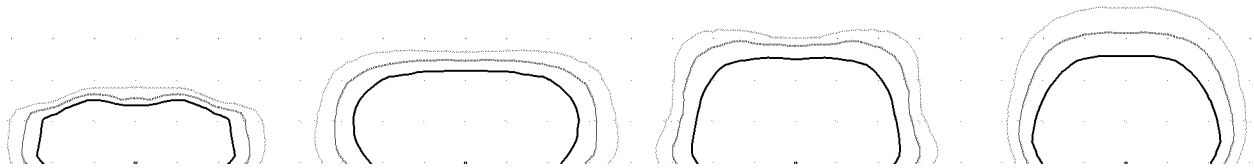

WDGE4 LED P2 40K 70CRI R2 | WDGE4 LED P2 40K 70CRI R3 | WDGE4 LED P2 40K 70CRI R4 | WDGE4 LED P2 40K 70CRI RFT

Control / Sensor Options

Motion/Ambient Sensor (PIR_, PIRH_)

Motion/Ambeint sensor (Sensor Switch MSOD) is integrated into the the luminaire. The sensor provides both Motion and Daylight based dimming of the luminaire. For motion detection, the sensor utilizes 100% Digital Passive Infrared (PIR) technology that is tuned for walking size motion while preventing false tripping from the environment. The integrated photocell enables additional energy savings during daytime periods when there is sufficient daylight. Optimize sensor coverage by either selecting PIR or PIRH option. PIR option comes with a sensor lens that is optimized to provide maximum coverage for mounting heights between 8-15ft, while PIRH is optimized for 15-40ft mounting height.

Networked Control (NLTAIR2)

nLight® AIR is a wireless lighting controls platform that allows for seamless integration of both indoor and outdoor luminaires. Five-tier security architecture, 900 MHz wireless communication and app (CLAIRITY™ Pro) based configurability combined together make nLight® AIR a secure, reliable an easy to use platform.

PIR

HIGH VIEW

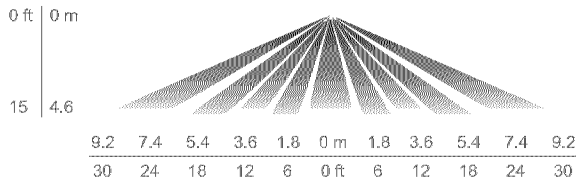

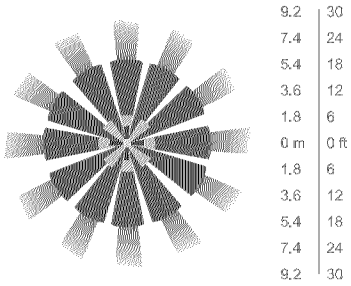

PIRH

SIDE VIEW

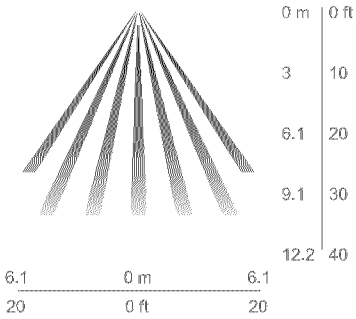

TOP VIEW

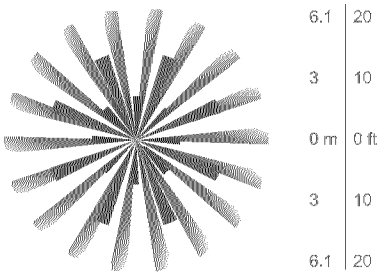

Option	Dim Level	High Level (when triggered)	Photocell Operation	Motion Time Delay	Ramp-down Time	Ramp-up Time
PIR or PIRH	Motion - 3V (37% of full output) Photocell - 0V (turned off)	10V (100% output)	Enabled @ 5fc	5 min	5 min	Motion - 3 sec Photocell - 45 sec
PIR1FC3V, PIRH1FC3V	Motion - 3V (37% of full output) Photocell - 0V (turned off)	10V (100% output)	Enabled @ 1fc	5 min	5 min	Motion - 3 sec Photocell - 45 sec
NLTAIR2 PIR, NLTAIR2 PIRH (out of box)	Motion - 3V (37% of full output) Photocell - 0V (turned off)	10V (100% output)	Enabled @ 5fc	7.5 min	5 min	Motion - 3 sec Photocell - 45 sec

© 2019-2022 Acuity Brands Lighting, Inc. All rights reserved.

Attachment: Exhibit B Plan Set (O-2023-21 : Ordinance Approving Special Use and Preliminary Plan with Zoning Variations at 1650 Leider Lane)

Mounting, Options & Accessories

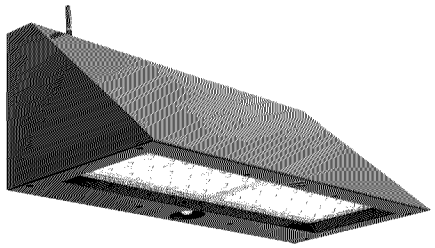

NLTAIR2 PIR – nLight AIR Motion/Ambient Sensor

D = 10"

H = 11"

W = 25"

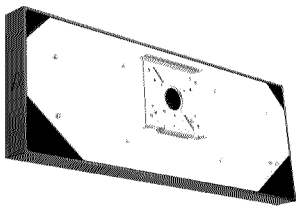

PBBW – Surface-Mounted Back Box
Use when there is no junction box available.

D = 1.75"

H = 9"

W = 25"



AWS – 3/8inch Architectural Wall Spacer

D = 0.38"

H = 4.4"

W = 7.5"

FEATURES & SPECIFICATIONS

INTENDED USE
Common architectural look, with clean rectilinear shape, of the WDGE LED was designed to blend with any type of construction, whether it be tilt-up, frame or brick. Applications include commercial offices, warehouses, hospitals, schools, malls, restaurants, and other commercial buildings.

CONSTRUCTION
The single-piece die-cast aluminum housing to optimize thermal transfer from the light engine and promote long life. The driver is mounted in direct contact with the casting for a low operating temperature and long life. The die-cast door frame is fully gasketed with a one-piece solid silicone gasket to keep out moisture and dust, providing an IP66 rating for the luminaire.

FINISH
Exterior painted parts are protected by a zinc-infused Super Durable TGIC thermoset powder coat finish that provides superior resistance to corrosion and weathering. A tightly controlled multi-stage process ensures a 3 mils thickness for a finish that can withstand extreme climate changes without cracking or peeling. Standard Super Durable colors include dark bronze, black, natural aluminum, sandstone and white. Available in textured and non-textured finishes.

OPTICS
Individually formed acrylic lenses are engineered for superior application efficiency which maximizes the light in the areas where it is most needed. Light engines are available in 3000 K, 4000 K or 5000 K configurations. The WDGE LED has zero uplight and qualifies as a Nighttime Friendly™ product, meaning it is consistent with the LEED® and Green Globes™ criteria for eliminating wasteful uplight.

ELECTRICAL
Light engine consists of high-efficacy LEDs mounted to metal-core circuit boards to maximize heat dissipation and promote long life (up to L92/100,000 hours at 25°C). The electronic driver has a power factor of >90%, THD <20%. Luminaire comes with built in 6kV surge protection, which meets a minimum Category C low exposure (per ANSI/IEEE C62.41.2). Fixture ships standard with 0-10v dimmable driver.

INSTALLATION
A universal mounting plate with integral mounting support arms allows the fixture to hinge down for easy access while making wiring connections. The 3/8" Architectural Wall Spacer (AWS) can be used to create a floating appearance or to accommodate small imperfections in the wall surface. The ICW option can be used to mount the luminaire inverted for indirect lighting in dry and damp locations. Design can withstand up to a 1.5 vibration load rating per ANSI C136.31.

LISTINGS
CSA certified to U.S. and Canadian standards. Light engines are IP66 rated; luminaire is IP65 rated. PIR options are rated for wet location. Rated for -40°C minimum ambient. DesignLights Consortium® (DLC) Premium qualified product and DLC qualified product. Not all versions of this product may be DLC Premium qualified or DLC qualified. Please check the DLC Qualified Products List at www.designlights.org/QPL to confirm which versions are qualified. International Dark-Sky Association (IDA) Fixture Seal of Approval (FSA) is available for all products on this page utilizing 3000K color temperature and SRM mounting only.

BUY AMERICAN ACT
This product is assembled in the USA and meets the Buy America(n) government procurement requirements under FAR, DFARS and DOT regulations.
Please refer to www.acuitybrands.com/buy-american for additional information.

WARRANTY
5-year limited warranty. This is the only warranty provided and no other statements in this specification sheet create any warranty of any kind. All other express and implied warranties are disclaimed. Complete warranty terms located at:
www.acuityoranos.com/support/warranty/terms-and-conditions

Note: Actual performance may differ as a result of end-user environment and application. All values are design or typical values, measured under laboratory conditions at 25 °C. Specifications subject to change without notice.

© 2019-2022 Acuity Brands Lighting, Inc. All rights reserved.

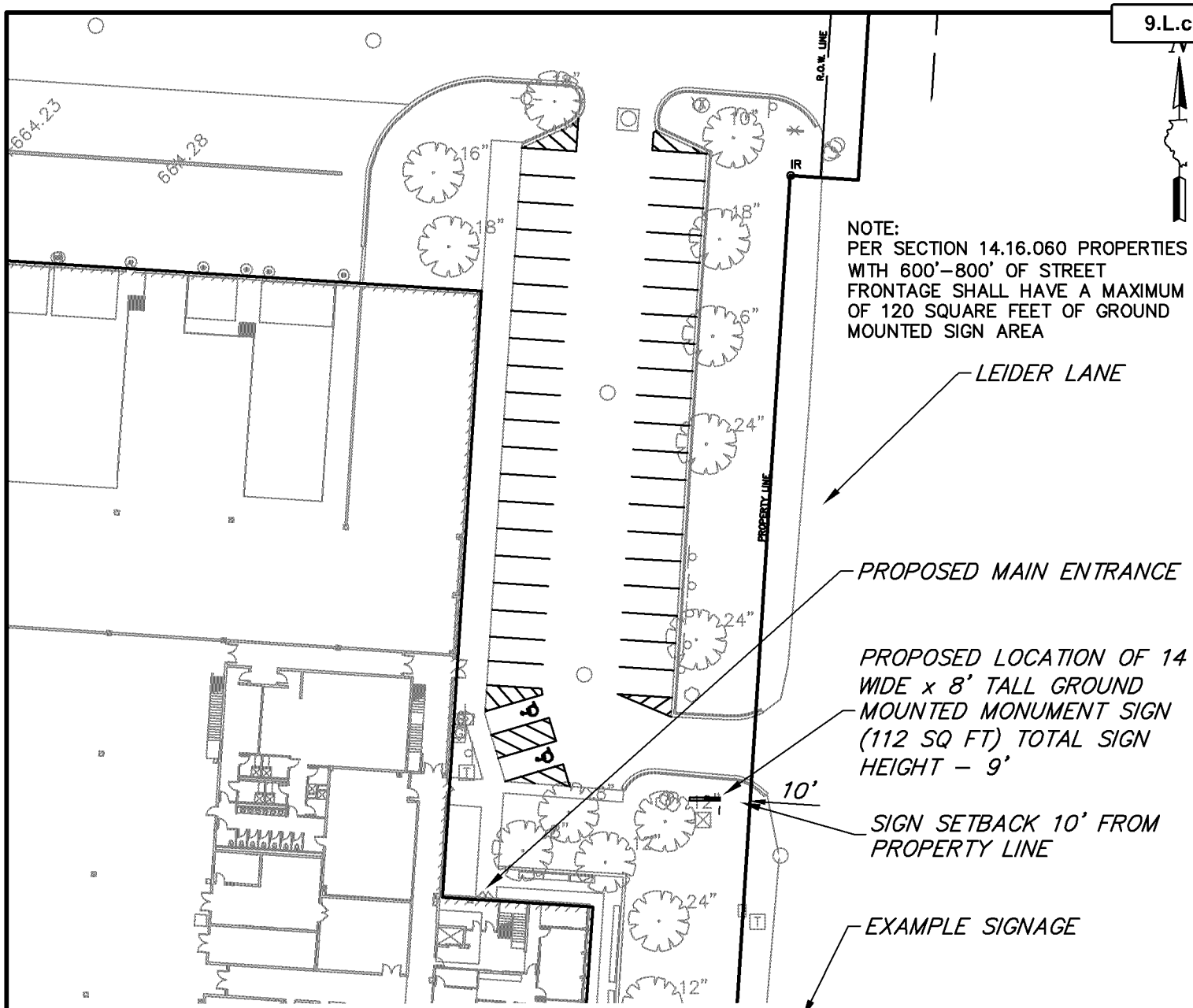

GEWALT HAMILTON ASSOCIATES, INC.
625 Forest Edge Drive ▪ Vernon Hills, IL. 60061
TEL 847.478.9700 ▪ FAX 847.478.9701

SIGN EXHIBIT

PUBLIC WORKS FACILITY
BUFFALO GROVE PUBLIC WORKS
BUFFALO GROVE, ILLINOIS

FILE: 5921.001–PR.dwg	
DRAWN BY: BJW	GHA PROJECT # 5921.000
DATE: 1/10/2023	
CHECKED BY: BJW	

VILLAGE OF
BUFFALO GROVE

Engineering Division
Fifty-One Raupp Blvd
Buffalo Grove, IL 60089-2198

Darren T. Monico, P.E.
Village Engineer
Phone 847-459-2523
dmonico@vbg.org

January 10, 2023

Nicole Woods
Director of Community Development
Village of Buffalo Grove

RE: 1650 Leider Lane Text Amendment Application

Dear Ms. Woods,

The Village of Buffalo Grove Public Works Department is requesting a Text Amendment to the Zoning Code that would allow Public Works Facilities as an allowable Special Use.

Currently the Zoning Code allows governmental facilities such as police stations or fire stations as a Special Use, but it does not allow a Public Works facility.

Therefore, we are requesting a Text Amendment to the Zoning Code that would allow Public Works Facilities as an allowable Special Use. The current code language is:

17.48.020.C. Special Uses. The following special uses may be permitted in specific situations in accordance with the procedures outlined in Chapter 17.28 of this Title, as appropriate:

11. Police station or fire station;

We propose that subsection 11 is amended to read:

11. Police station, fire station or public works facilities;

Thank you for your consideration.

Darren Monico, P.E.
Village Engineer
Village of Buffalo Grove

An Internationally Accredited
Public Works Agency
Since 2004

VILLAGE OF
BUFFALO GROVE

Engineering Division
Fifty-One Raupp Blvd.
Buffalo Grove, IL 60089-2198

Darren T. Monico, P.E.
Village Engineer
Phone 847-459-2523
dmonico@vbg.org

January 12, 2023

Nicole Woods
Director of Community Development
Village of Buffalo Grove

RE: 1650 Leider Lane Special Use Response Letter

Dear Ms. Woods,

As the Village of Buffalo Grove Public Works Department is requesting a special use for the proposed Public Works facility and outside storage of materials at 1650 Leider Lane, below is our response to the special use criteria.

1. The special use will serve the public convenience at the location of the subject property; or the establishment, maintenance or operation of the special use will not be detrimental to or endanger the public health, safety, morals, comfort, or general welfare.

   Response – The Public Works facility will serve the public convenience and is a benefit to the public health, safety, morals, comfort, and general welfare of the Village. The Public Works Department provides maintenance of the roads and utilities in the Village that affect all residents daily. Allowing outside storage is a critical component of these responsibilities.

2. The location and size of the special use, the nature and intensity of the operation involved in or conducted in connection with said special use, the size of the subject property in relation to such special use, and the location of the site with respect to streets giving access to it shall be such that it will be in harmony with the appropriate, orderly development of the district in which it is located.

   Response – The Public Works Facility at this location is appropriately sized for the building and property, and the nature and intensity of the operations and outside storage is in harmony with the operations of the adjacent properties.

3. The special use will not be injurious to the use and enjoyment of other property in the immediate vicinity of the subject property for the purposes already permitted in such zoning district, nor substantially diminish and impair other property valuations with the neighborhood.

Response – The proposed use and location of outside storage will not affect the surrounding properties in a negative manner as the use is appropriate for the industrial district and is similar to surrounding properties. The outside storage will be mostly enclosed, with the open side facing the Public Works building.

4. The nature, location and size of the buildings or structures involved with the establishment of the special use will not impede, substantially hinder or discourage the development and use of adjacent land and buildings in accord with the zoning district within which they lie.

   Response – As this is an existing building, the proposed use of this building and outside storage will not impede or discourage development and use of the adjacent properties as the proposed use is consistent with other properties in the area – many of which also store materials outside. The previous tenant on the site was also granted a special use for outside storage of materials.

5. Adequate utilities, access roads, drainage, and/or other necessary facilities have been or will be provided.

   Response – There are sufficient existing utilities and road access for this facility. No new utilities or roads or access drives are needed for this special use.

6. Parking areas shall be of adequate size for the particular special use, which areas shall be properly located and suitably screened from adjoining residential uses, and the entrance and exit driveways to and from these parking areas shall be designed so as to prevent traffic hazards, eliminate nuisance and minimize traffic congestion in the public streets.

   Response – The parking and driveways will be sufficiently sized for the proposed special use and will be appropriately screened by the existing 10' fence. All surrounding uses are industrial properties with similar or more intensive uses. It is anticipated that truck traffic would be reduced from the previous use of the site.

7. The proposed use will conform to all other applicable regulations of the zoning district, except the variations that are being requested separately.

   Response – The proposed use will still meet the other regulations of the zoning district, except for the few variations that are being requested.

For these reasons, the Public Works Department is requesting that a Special Use be granted to allow a Public Works Facility and outside storage of materials on the property at 1650 Leider Lane. Thank you for your consideration,

Darren Monico, P.E.
Village Engineer

VILLAGE OF
BUFFALO GROVE

Engineering Division
Fifty-One Raupp Blvd.
Buffalo Grove, IL 60089-2198

Darren T. Monico, P.E.
Village Engineer
Phone 847-459-2523
dmonico@vbg.org

January 12, 2023

Nicole Woods
Director of Community Development
Village of Buffalo Grove

RE: 1650 Leider Lane Variation Response Letter

Dear Ms. Woods,

As the Village of Buffalo Grove Public Works Department is requesting three zoning variations for the placement of accessory structures and semi-open storage of materials on the property at 1650 Leider Lane, below is our response to the zoning requirement criteria.

1. The property in question cannot yield a reasonable return if permitted to be used only under the conditions allowed by the regulations of the zoning district in which it is located.

   Response – The location of the salt dome and material storage structures and allowing semi-open storage are critical pieces to allow this building to be an efficient base for the Public Works Department. Without these items the property would provide less efficient and effective Public Works operations that would reduce the service levels to the residents.

2. The plight of the owner is due to unique circumstances.

   Response – The Public Works facility in and of itself is a unique use that requires certain amenities (salt storage dome, outdoor materials storage, etc.). Being that an existing building is being reused for the new facility, there are site constraints that result in the need for the requested variations.

3. The proposed variation will not alter the essential character of the neighborhood.

   Response – The proposed use and operation of the Public Works building is in character with the adjacent properties, and it will not alter the character of the neighborhood. The accessory structures are tucked back to the side and rear of the principal building and the outside storage will be partially screened by the storage structures and with a 10-foot fully enclosed fence.

For these reasons, the Public Works Department is requesting that three Zoning Variations be granted for the property at 1650 Leider Lane. Thank you for your consideration,

Darren Monico, P.E.
Village Engineer

An Internationally Accredited Public Works Agency Since 2004

MINUTES OF THE REGULAR MEETING OF THE PLANNING AND ZONING COMMISSION OF THE VILLAGE OF BUFFALO GROVE HELD IN THE COUNCIL CHAMBERS, 50 RAUPP BOULEVARD, BUFFALO GROVE, ILLINOIS ON WEDNESDAY, FEBRUARY 1, 2023

Call to Order

The meeting was called to order at 7:30 PM by Chairman Frank Cesario

Public Hearing/Items for Consideration

1. A Public Hearing to Consider a Request to the Village of Buffalo Grove for Approval of a Preliminary Plan to Construct an Off-Street Parking Facility at 901 Corporate Grove Drive. (Trustee Pike) (Staff Contact: Andrew Binder)

A Public Hearing to Consider a Request to the Village of Buffalo Grove for Approval of a Preliminary Plan to Construct an Off-Street Parking Facility at 901 Corporate Grove Drive. (Trustee Pike) (Staff Contact: Andrew Binder)

Binder, Associate Planner, presented the Planning and Zoning Commission with an overview of the petitioners request for approval of a preliminary plan to construct an off-street parking facility at 901 Corporate Grove Drive.

The petitioners were sworn in.

Com. Richards asked staff if there were any variations being requested by the petitioners.

Binder said no.

Chairperson Cesario asked staff if there were any ground water issues with the construction of the off-street parking.

Binder said no.

Com. Worlikar asked the petitioners if there was any proposed lighting for the parking lot.

Gano, petitioner, said there would be sufficient lighting as well as emergency call centers throughout the parking lot for their employees.

Com Worlikar asked if there are any parking restrictions and how they will make sure it is just staff.

Gano said they have their own security.

Com. Au asking if there is clear signage for the parking lot.

Gano spoke to the design of the lot and the additional landscaping and signage.

Com. Au asked if there was a cross walk for the employees to cross the street.

Gano said there will be sidewalks and a cross walk on each side.

Com. Au asked how busy the street is.

Gano said the road they are located on is not a short cut for drivers and is also located in an industrial area that does not see high traffic.

com. Spunt asked about lighting.

Gano said there would be sufficient lighting, comparable and consistent with the other parking lots.

Com. Spunt asked if there had been any complaints.

Gano said they have received no complaints about the lighting.

Com. Weinstein reference a photo including in the staff's presentation and asked if employees are parking on the street.

Gano explained the picture used in staff's presentation was old and was taken during at time when they had an event with approval from the Village to park on the street/

Com. Weinstein asked about the main entrance to the building and how staff who parking in the new lot will navigate to the entrance.

Gano pointed out the different entrances to their building and the parking assignments they are currently working on for their staff that makes sense.

The village staff report was entered as exhibit one.

Gano thanked the Planning and Zoning Commission for their time.

The public hearing was closed at 7:47 PM.

Com. Weinstein made a motion to recommend approval to the Village Board for the Preliminary Plan for an off-street parking facility at 901 Corporate Grove Drive, subject to the following conditions:

1. The proposed development shall be developed in substantial conformance with the plans attached and in accordance with Section 16.20.070 of the Development Ordinance.

2. Any incidental or directional signage for the site will be reviewed and administratively approved by Village staff.

3. The landscaping and parking lot screening shall be maintained by the property owner or tenant in perpetuity.

4. Final Engineering plans shall be revised in a manner acceptable to the Village as required.

Com. Richards seconded the motion.

Chairperson Cesario spoke to the commonality of the parking lot in these zoning areas.

Com. Richards spoke in favor of the motion.

RESULT:	**RECOMMENDATION TO APPROVE [UNANIMOUS]** **Next: 2/6/2023 7:30 PM**
AYES:	Spunt, Cesario, Khan, Weinstein, Au, Richards, Worlikar, Davis
ABSENT:	Adam Moodhe

2. A Public Hearing to Consider Requests for a Text Amendment, Special Use, Preliminary Plan, and Zoning Variations to Allow the Relocation of the Village of Buffalo Grove's Public Works Department to a Facility Located at 1650 Leider Lane, and to Allow Construction of New Accessory Structures on the Property for the Storage of Salt and Other Dry Materials (Trustee Johnson) (Staff Contact: Kelly Purvis)

Purvis, Deputy Community Development Director, presented the Planning and Zoning Commission with an overview of the petitioners request for Text Amendment and a

Special Uses to allow a Public Works Facility on the subject property with outside storage of materials, Preliminary Plan approval, and Variations from the Zoning Code related to the placement of accessory structures on the property and outside storage of materials.

The petitioners were sworn in.

Monico, Buffalo Grove Village Engineer, provided additional information regarding the proposed special uses.

Com. Richards asked about the tenant that is situated to the south of the building, who will be very close in proximity to their operation.

Warnstedt, Buffalo Grove Assistant Public Works Director, said they met with their neighbors to the south to talk about the proposed work and they were receptive to them

Com. Richards asked the petitioner asked about runoff that may come from their site.

Wesolowski, engineer from GHA, spoke to the stormwater plan. He described the roof that will overhang the raw to help mitigate those issues. He explained that the water will be directed away, which will be drained to the storm sewer.

Johnson, Buffalo Grove Assistant Public Works Director, said the public works department also uses inlet filters as a best practice that will catch any debris and dispose of it properly.

Com. Richards asked about the other chemicals and materials that may spill.

Warnstedt provided additional detail on their triple basins and wash stations.

Chairperson Cesario asked if there is any runoff or discharge at their current facility.

Johnson explained their spill protection plan.

Com. Spunt asked if there would be any smell coming from their operation.

Johnson said there is a smell, but as material settles so does the smell. He noted the material and smell is contained and would not be noticable unless very close by.

Com. Spunt asked about the design of the salt done.

Warnstedt reviewed the design of the new salt dome, which is very similar to what they have at their current location.

Com. Spunt asked if there were going to be any charging stations for electric vehicles.

Johnson commented on the charging stations.

Com. Weinstein referenced packet page 28.

Com. Weinstein asked about the boundary between their building and the building right next door.

Monico said there is currently a 10-foot fence, and they will be reducing it to 8 foot fence.

Com. Worlikar asked about the "blue box" shown on the plans as - temporary storage - and the materials for it.

Johnson said it is paved area, but it will be replaced with mountable stone.

Chairperson Cesario asked about parking availability.

Purvis confirmed the parking was adequate.

Chairperson Cesario talked about the permitted use in that district and believed the new public works operation would fit in to the neighborhood.

The public hearing was closed at 8:21 PM.

The Commissioners spoke in favor of the motion.

Com. Weinstein made a motion to recommend approval for the following requests in order to allow the relocation of the Village of Buffalo Grove's Public Works Department to a new facility located at 1650 Leider Lane, and to allow construction of new accessory structures on the property for the storage of salt and other dry materials:

1. A Zoning Code Text Amendment to Section 17.48.020 - Industrial District, to add "Public Works Facility" to the list of Special Uses for the district;

2. A Special Use to allow a Public Works facility in the Industrial District;

3. A Special Use for outside storage of materials;

4. The following Zoning Variations:

a. A Variation from Section 17.32.020 to allow a salt storage dome to be constructed in the rear yard, closer than 3 feet from the interior property line;

b. A Variation from Section 17.32.020 to allow material storage structures to be constructed within the required side yard setback and closer to the street than the midpoint of the principal building;

c. A Variation from Section 17.48.020(C)9 to allow outside storage of materials that will not be fully enclosed; and

d. Preliminary Plan approval;

Subject to the following conditions:

A. The proposed development shall be developed in substantial conformance with the plans attached as part of the petition.

B. The Final Engineering plans shall be submitted in a manner acceptable to the Village.

C. Any directional or incidental signage added to the sign package shall be reviewed administratively by staff.

D. The Special Use is granted to the Village of Buffalo Grove Public Works Department to operate at 1650 Leider Lane, which shall not run with the land.

E. The Special Use granted to the Buffalo Grove Public Works Department is assignable to subsequent petitioners seeking assignment of this special use as follows:

i. Upon application of a petitioner seeking assignment of this Special Use, the Corporate Authorities, in their sole discretion, may refer said application of assignment to the appropriate commission(s) for a public hearing or may hold a public hearing at the Village Board.

ii. Such assignment shall be valid only upon the adoption of a proper, valid, and binding ordinance by the Corporate Authorities granting said assignment, which may be granted or denied for any reason.

Com. Richards seconded the motion.

RESULT:	**RECOMMENDATION TO APPROVE [UNANIMOUS]** **Next: 2/21/2023 7:30 PM**
AYES:	Spunt, Cesario, Khan, Weinstein, Au, Richards, Worlikar, Davis
ABSENT:	Adam Moodhe

Regular Meeting

Other Matters for Discussion

Approval of Minutes

1. Planning and Zoning Commission - Regular Meeting - Dec 7, 2022 7:30 PM

RESULT:	**ACCEPTED [7 TO 0]**
AYES:	Spunt, Cesario, Khan, Weinstein, Richards, Worlikar, Davis
ABSTAIN:	Amy Au
ABSENT:	Adam Moodhe

Chairman's Report

Chairperson Cesario discussed the Village Board meeting he attended.

Committee and Liaison Reports

Staff Report/Future Agenda Schedule

Purvis provided updates on the future meeting schedule.

Public Comments and Questions

Adjournment

The meeting was adjourned at 8:27 PM

Action Items

_____

Kelly Purvis

APPROVED BY ME THIS __1st____ DAY OF __February__, 2023

Action Item : Pre-Application Discussion and Referral to the PZC- Proposed Park Improvements at Prairie Grove Park at 2020 Olive Hill Drive

Recommendation of Action

Staff recommends discussion and referral to the Planning & Zoning Commission.

Buffalo Grove Park District, is requesting feedback from the Board of Trustees and referral to the PZC on a proposed park improvement plan for Prairie Grove Park which includes reconstruction of the playground as well as a new a shade structure, basketball, tennis and pickleball courts. The park will also feature, an open field, walking/bike paths, picnic area, and a prairie restoration area. As proposed, the project will require Lot Consolidation, a Zoning Map Amendment, Preliminary Plan approval, a Special Use, and a Zoning Variation for parking.

ATTACHMENTS:

- BOT Memo (DOCX)
- Plan Set (PDF)

Trustee Liaison
Johnson

Staff Contact
Nicole Woods, Community Development

Tuesday, February 21, 2023	

VILLAGE OF BUFFALO GROVE

MEMORANDUM

DATE: February 21, 2023

TO: Dane Bragg, Village Manager

FROM: Nicole Woods, Director of Community Development
Kelly Purvis, Deputy Director of Community Development

SUBJECT: **Pre-Application Discussion** - Proposed park improvements at Prairie Grove Park – 2020 Olive Hill Drive

Background

The Buffalo Grove Park District is requesting feedback from the Board of Trustees on a proposed park improvement plan for Prairie Grove Park, which includes the following: removal and reconstruction of the playground, construction of a shade structure, basketball, tennis and pickleball courts. The park will also feature, an open field (for flexible uses), walking/bike paths, picnic area, bike racks, a bike – fix it station and a prairie restoration area with native plantings.

Prairie Grove Park is just under 5-acres in area and is currently improved with a small playground, benches, a picnic table, and an open field with two soccer goals. All of the existing improvements are located on the northeast part of the site. With a recent park dedication from the Link Crossing development, the park has nearly doubled in size and is ideal for revitalization.

As proposed, the project will require Lot Consolidation, a Zoning Map Amendment, Preliminary Plan approval, a Special Use, and a Zoning Variation for parking. Prior to starting the formal application process, the petitioner is seeking comments from the Village Board along with a referral to the Planning & Zoning Commission. The following memorandum provides a brief summary of their project.

Zoning History

Prairie Grove Park exists as a result of three different park dedications from surrounding subdivisions: 1.74-acres from the Prairie Grove Subdivision in 1994, .83-acres from the Eastwood Subdivision in 2014, and 2.1-acres from the Link Crossing Subdivision in 2018. As a result of the

property coming together in this fashion, it is comprised of multiple zoning lots within three different zoning districts (R-6A, R-3 and R-3A) and does not currently have a Special Use to allow a public park in the residential districts. As part of this project, staff is recommending that the site be consolidated into one zoning lot and rezoned R-3 Residential District. It is also appropriate to issue the Special Use and a Preliminary Plan approval at this time.

Proposed Plan

The Park District received an Open Space Lands Acquisition and Development (OSLAD) grant for the project and intends for this funding to create a revitalized gathering spot for the surrounding neighborhoods that will satisfy demand for new recreation activities and improved playground equipment.

Playground:

The existing playground will be demolished and a new farm-themed playground for children ages 2-12 will be constructed in its place. The playground will feature a 60-foot zipline, swings with two tot and one friendship swing, as well as ADA-accessible poured rubber safety surfacing.

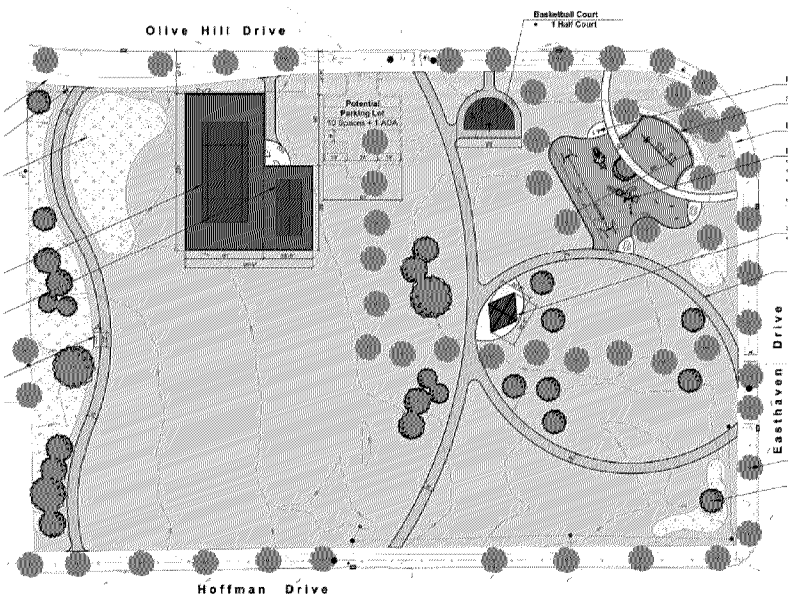

Bike & Pedestrian Connectivity:

An asphalt trail will connect all amenities accessibly and create a .33-mile loop path. The trail will provide a connection to the existing sidewalks in the neighborhood and connect to the Buffalo Grove bike trail system.

Parking:

Prairie Grove Park does not currently have off-street parking. However, with the expansion of the park due to the Link Crossing land donation, and the investment in new amenities, staff and the Park District have discussed whether parking would be appropriate for the site. The Park District has indicated that a park of this size, with these kinds of amenities, that is well connected to pedestrian and bicycle paths, and does not have planned programming for games and/or activities, typically serves the surrounding neighborhoods within walking distance and would therefore not warrant the addition of an off-street parking lot. Staff generally agrees with the Park District's assessment; however, we have asked that they provide an alternate site plan showing where a parking lot could be accommodated on the site should a future need arise (i.e., the park is more heavily utilized by the broader community than anticipated or becomes programmed for games or activities). The Park District has included this in their submittal by showing an alternate site that includes 10 spaces. Requiring this parking lot if a future need arises, could be a condition of approval.

On-street parking is available on the three streets surrounding the park. The Zoning Code requires one parking space per 5,000 square feet for public parks (41 parking spaces for a park of this size). The Park District will be requesting a variation from this requirement.

Shade Structure:
The proposed shade structure is compliant with Village requirements for height and setbacks for accessory structures.

Landscaping:
A restoration area with native plantings and trees will provide a buffer between the park and the houses to the west. The petitioner has provided a preliminary landscape plan showing native plantings and trees throughout the site, which will be reviewed by the Village Forester as part of the formal application.

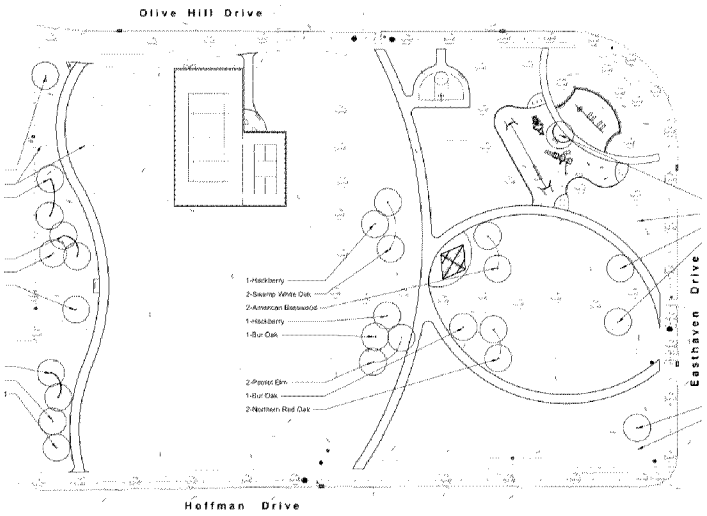

Lighting:
No lighting for the park is proposed at this time.

Signage:
No new signage is proposed at this time.

Action Requested
The Petitioner is seeking comments from the Village Board related to the proposed plan. Should the Board conceptually support the plan, the item can be referred to the Planning and Zoning Commission for discussion of specific details including parking, landscaping, and other zoning requirements. Based on the current configuration, the following approvals will be required:

- Lot Consolidation
- Zoning Map Amendment
- Special Use for a Public Park
- Preliminary Plan
- Zoning Variation for parking

BUFFALO
GROVE
PARK
DISTRICT

To: Village of Buffalo Grove Board of Trustees
From: Ryan Risinger, Executive Director
Tim Howe, Director of Parks and Planning
Michael Maloney, Superintendent of Planning
Date: February 2, 2023
Re: Buffalo Grove Park District – Prairie Grove Park Revitalization Project

Action Requested:
The Buffalo Grove Park District asks that the Village of Buffalo Grove Board of Trustees provide a referral to the Planning and Zoning Commission for the following regarding Prairie Grove Park:

- Preliminary Plan approval for the Prairie Grove Park Revitalization Project.
- Special Use of Prairie Grove Park.
- Lot Consolidation into a single property.
- Amendment to the Zoning Map to provide one consistent zoning for the site.
- Zoning variation regarding parking.

Project Narrative:
The Buffalo Grove Park District took ownership of Prairie Grove Park back in 2001 and acquired additional adjacent properties in 2017 and 2021, which expanded the park size to 1.32 acres. Prairie Grove Park is located near the intersection of Easthaven Drive and Olive Hill Drive. Single-family homes frame all sides of the park and an asphalt path connects the playground to the surrounding sidewalk. The two nearest playgrounds are Woodland Park 4 miles away and Prairie Park 1.7 miles away by car. Prairie Grove Park is one of twenty-three parks that are classified as neighborhood parks within our Park District and primarily serves the residents in the subdivision of Easthaven of Buffalo Grove and Link Crossing. The park is open year-round from dawn to dusk, seven days a week. The park currently has no parking available and does not have any Park District programming taking place to require parking. The site is mostly flat with one line of trees lining the playground area. A second line of trees separates the two soccer goals on site and provides a buffer between the playground and western prairie. Currently, the site includes a playground that is beyond its useful life with swings that include toddler seats, three benches, a picnic table with a waste receptacle, and an open field with two soccer goals. The swings and playground are accessible through an asphalt path that meets the concrete sidewalk connecting the site to the neighborhood. There is no record of state-listed threatened or endangered species, Illinois natural area inventory sites, dedicated Illinois nature preserves, or registered land and water reserves in the vicinity of the project location. No floodplain is shown on the FIRM nor wetlands have been mapped per the national inventory.

With the recently completed Link Crossing subdivision, an additional 3.50 acres was transferred to the Park District to expand the Prairie Grove Park area to just under 5 acres. This became an opportune time to launch a revitalization project at the park to satisfy community demand for new recreation activities and improved playground equipment. The proposed Prairie Grove Park project will bring new amenities to the park including a new farm-themed playground for children ages 2-12, a 60' zipline, swings with (2) tot and one friendship swing, as well as ADA-accessible poured rubber safety surfacing. A new shelter and picnic area will provide shade for residents. Basketball, tennis, and pickleball courts, along with an open playfield will allow users of all ages and ability levels access to engage in outdoor activity. Other amenities include a bike-fix-it station, bike racks, and a prairie restoration area with native plantings and trees that will provide a buffer between the park and the housing development to the west of the park. An asphalt trail will connect all amenities accessibly and create a 0.33 mile loop path. The trail will provide a connection to the existing sidewalks in the neighborhood and connect to the larger bike trail system in Buffalo Grove. Interpretive signage will be developed and installed in the park to educate the community about the history of the site when it was part of Didier Farms.

The Park District received an Open Space Lands Acquisition and Development (OSLAD) grant for the project and this funding will create a revitalized gathering spot for the community. The question of adding parking to the site has been raised several times during the development process. As part of the OSLAD grant application, the Park District held public input meetings back in 2018 and 2021. We heard many voices of the community speaking out against adding parking for the park. To minimize parking and traffic concerns, the Park District will continue to not hold programming, organized practices, or games at this park location. Should the need arise for parking in the future, we have identified a location that could be used, without impacting the functionality of the proposed amenities. Any future modifications to the proposed park design to include parking will require review by the Illinois Department of Natural Resources (IDNR), due to the OSLAD grant funding that the Park District has received.

We have attached a concept site plan with dimensions (Exhibit A), an alternate concept site plan with parking (Exhibit B), a concept landscape plan (Exhibit C), and a cutsheet of the proposed shelter (Exhibit D) for reference.

Construction documents are currently being prepared for permit submittal and bidding. The work will be publicly bid following local and State bid requirements. Development activities will be constructed within the footprint of previous land development activities to minimize impacts on open space and trees.

The special use will serve the public convenience at the location of the subject property; or the establishment, maintenance or operation of the special use will not be detrimental to or endanger the public health, safety, morals, comfort, or general welfare;

- The proposed project will be built to Federal, State, and local codes.

The location and size of the special use, the nature and intensity of the operation involved in or conducted in connection with said special use, the size of the subject property in relation to such

special use, and the location of the site with respect to streets giving access to it shall be such that it will be in harmony with the appropriate, orderly development of the district in which it is located;

- Prairie Grove Park is located near the intersection of Easthaven Drive and Olive Hill Drive. The park is bordered by Olive Hill Drive to the north, Easthaven Drive to the east, Hoffmann Drive to the south, and single-family homes along the west.

The special use will not be injurious to the use and enjoyment of other property in the immediate vicinity of the subject property for the purposes already permitted in such zoning district, nor substantially diminish and impair other property valuations with the neighborhood;

- The Prairie Grove Park Revitalization Project will benefit the community and has been widely supported by members of the community and local officials. The proposed project will satisfy community demand for new recreation activities and improved playground equipment.

The nature, location and size of the buildings or structures involved with the establishment of the special use will not impede, substantially hinder or discourage the development and use of adjacent land and buildings in accordance with the zoning district within which they lie;

- The proposed project will have ample open space for future park amenities. The proposed shelter will be 14'-3" tall, which is below the 15'-0" max. height requirement for accessory structures.

Adequate utilities, access roads, drainage, and/or other necessary facilities have been or will be provided;

- The proposed project will be built to Federal, State, and local codes and in accordance with the Lake County Storm Water Management requirements.

Parking areas shall be of adequate size for the particular special use, which areas shall be properly located and suitably screened from adjoining residential uses, and the entrance and exit driveways to and from these parking areas shall be designed so as to prevent traffic hazards, eliminate nuisance and minimize traffic congestion in the public streets;

- The park currently has no parking available and does not have any Park District programming taking place to require parking. To minimize parking and traffic concerns, the Park District will continue to not hold programming, organized practices, or games at this park location. Should the need arise for parking in the future, we have identified a location that could be used, without impacting the functionality of the proposed amenities. Any future modifications to the proposed park design to include parking will require review by the Illinois Department of Natural Resources (IDNR), due to the OSLAD grant funding that the Park District has received.

Please feel free to reach out with any questions and thank you very much for your consideration.

Sincerely,

Michael R. Maloney, LEED AP BD+C, CPRP, CPO
Superintendent of Planning

EXHIBIT A

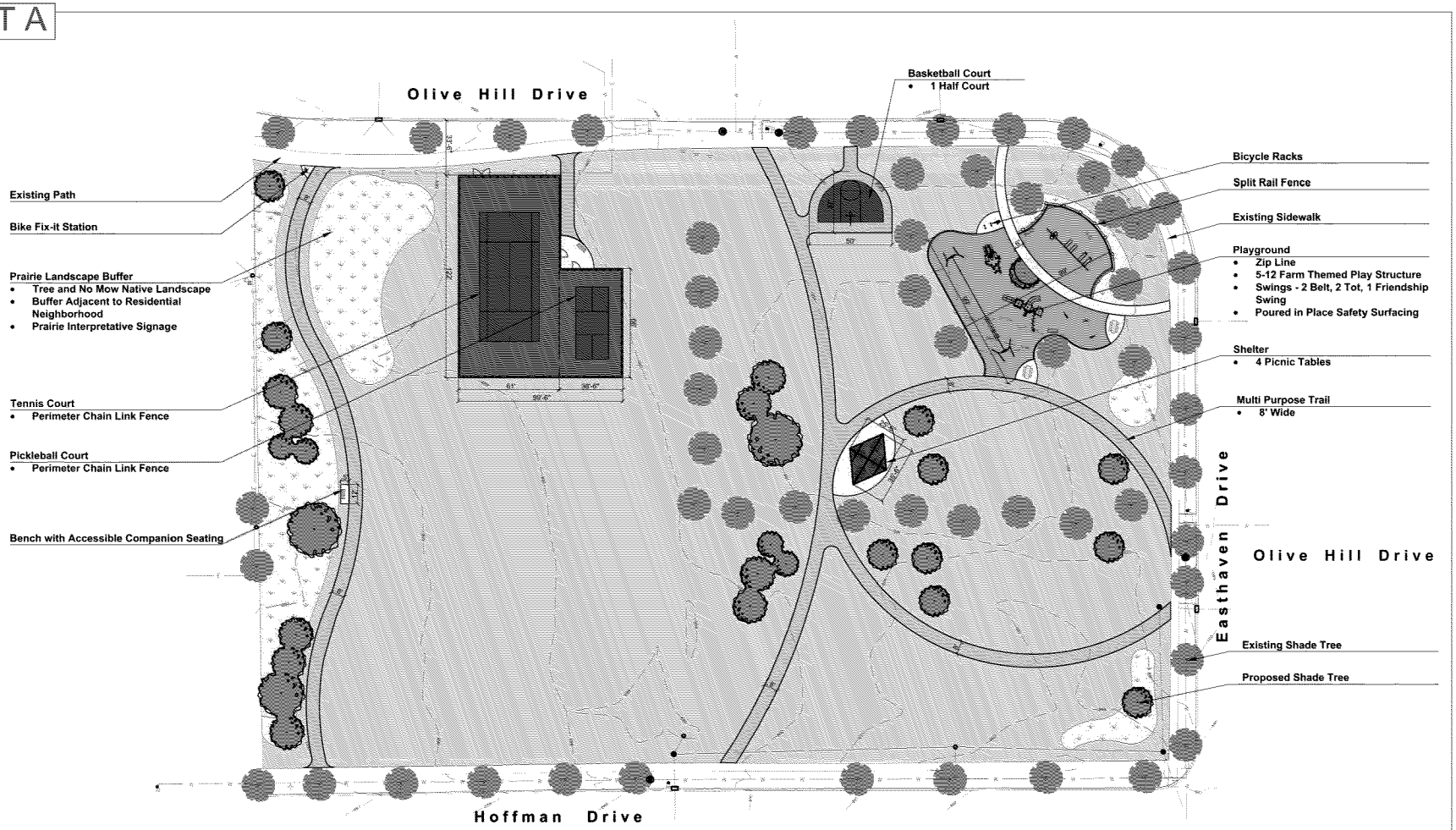

North

SCALE: 1" = 30'-0"

0 15' 30' 60' 90'

LEGEND

- Concrete Paving
- Asphalt Paving
- Split Rail Fence

BUFFALO GROVE PARK DISTRICT
530 Bernard Drive
Buffalo Grove, Illinois 60089
Phone: 847-850-2100

PROJECT

Prairie Grove Park OSLAD Development

Overhill Dr. and Easthaven Dr.
Buffalo Grove, Illinois 60089

PROJECT TEAM

uplandDesign ltd
Landscape Architecture & Park Planning
1250 W 18th St, Chicago, Illinois 60608
24042 Lockport St, Plainfield, Illinois 60544
815-254-0091 www.uplandDesign.com

REVISIONS

AJMB	Village Concept Review	03FEB2023

ORIGINAL ISSUE DATE

PROJECT NUMBER

1103

SHEET TITLE

Site Plan

SHEET NUMBER

1.0

© Copyright 2023 Upland Design Ltd.

EXHIBIT B

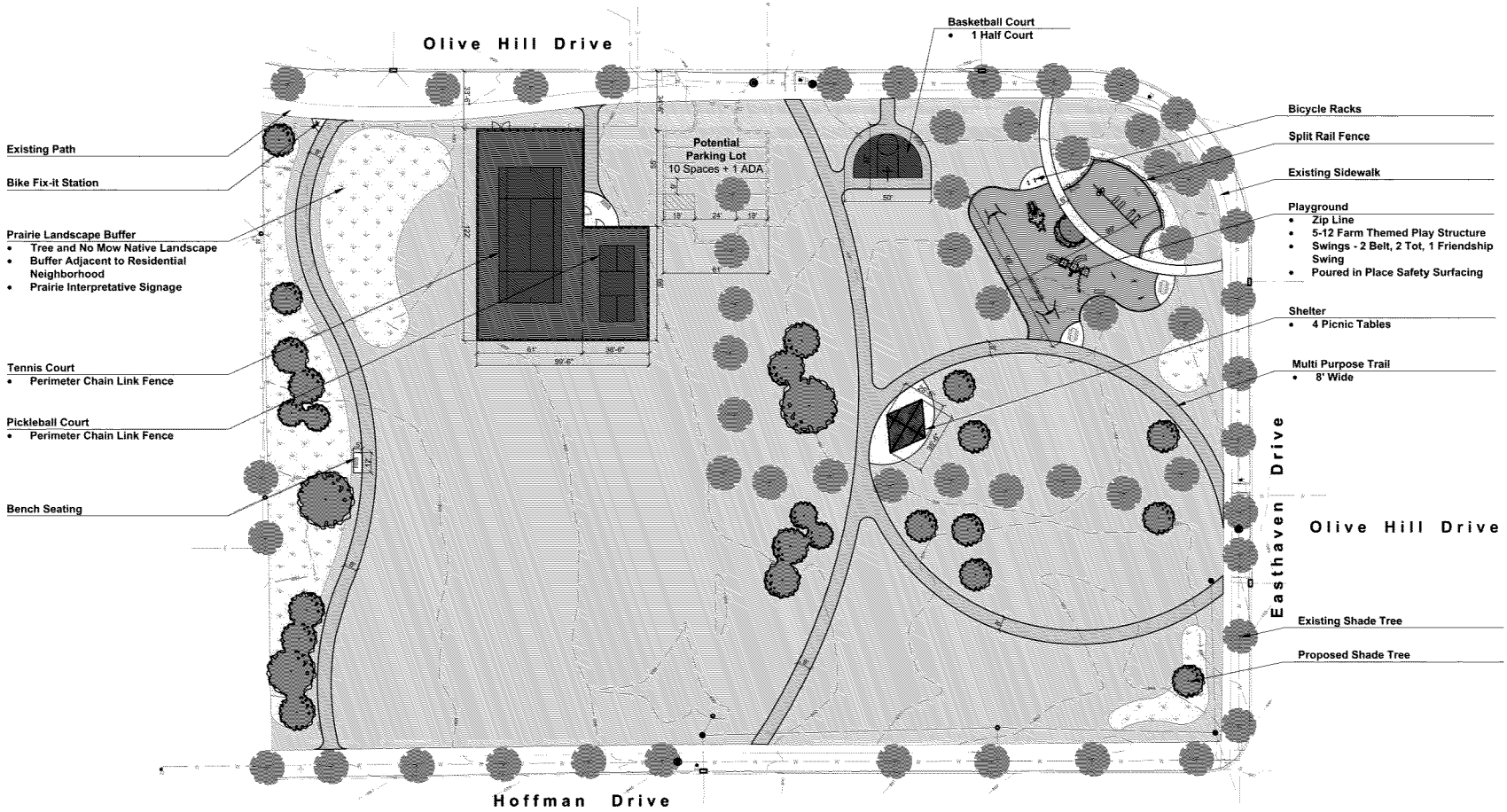

North

SCALE: 1" = 30'-0"

0 15' 30' 60' 90'

LEGEND

- Concrete Paving
- Asphalt Paving
- Split Rail Fence

BUFFALO GROVE PARK DISTRICT

530 Bernard Drive
Buffalo Grove, Illinois 60089
Phone: 847-850-2100

PROJECT

Prairie Grove Park OSLAD Development

Overhill Dr. and Easthaven Dr.
Buffalo Grove, Illinois 60089

PROJECT TEAM

uplandDesign ltd
Landscape Architecture & Park Planning
1250 W 18th St, Chicago, Illinois 60608
24042 Lockport St, Plainfield, Illinois 60544
815-254-0091 www.uplandDesign.com

REVISIONS

AJMB	Village Concept Review	03FEB2023

ORIGINAL ISSUE DATE

PROJECT NUMBER

1103

SHEET TITLE

Alternate Site Plan

SHEET NUMBER

1.1

© Copyright 2023 Upland Design Ltd.

EXHIBIT C

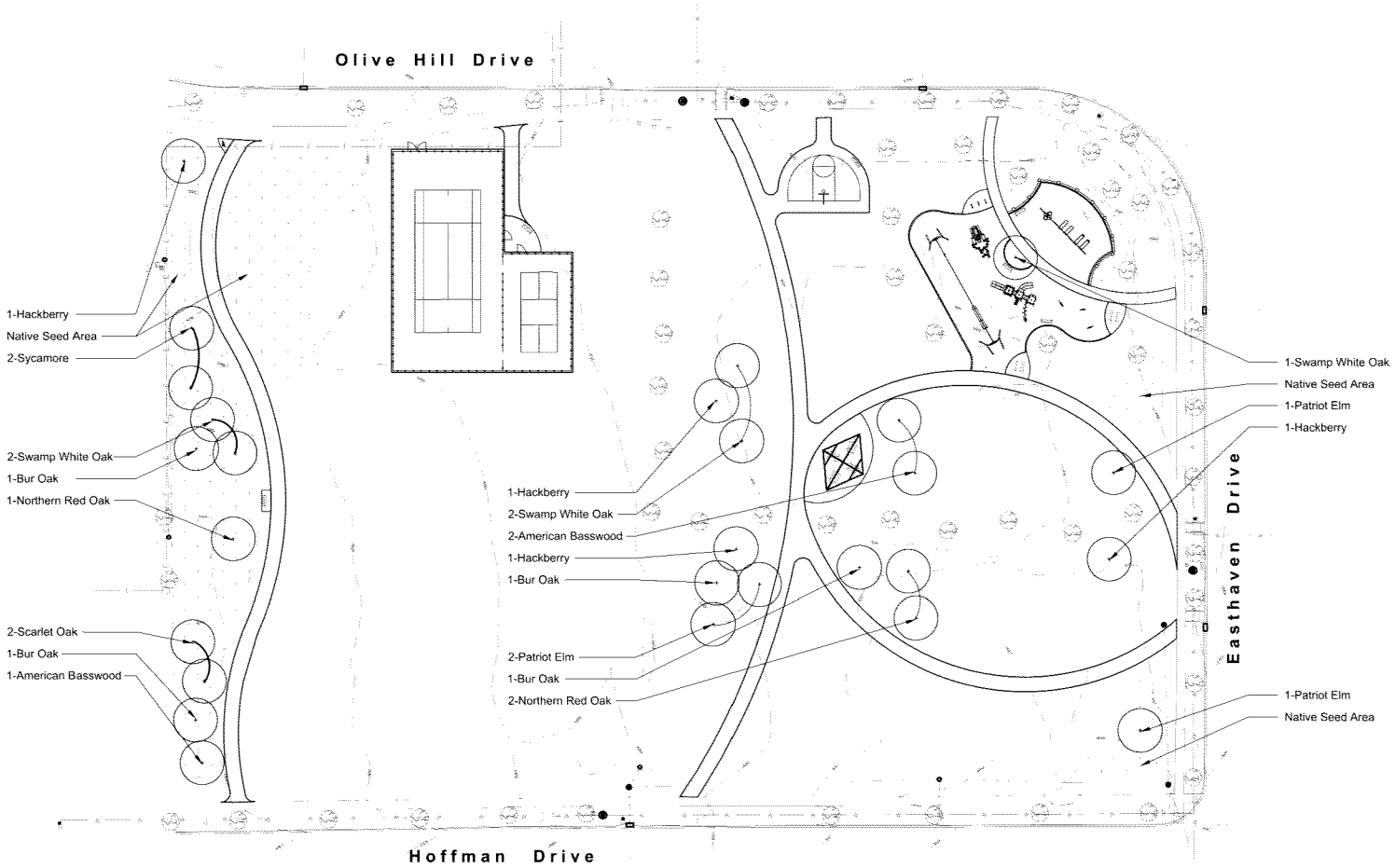

GENERAL NOTES: LANDSCAPE

1. Notes indicated on grading plans shall pertain to landscape plans. Final grade of planting beds shall be as per grading plan.
2. The landscape contractor shall be responsible for making themselves familiar with all underground utilities and structures.
3. All existing plant material and trees shall be saved and protected unless otherwise noted. Contractor to protect new and existing trees and landscaping from damage and shall restore all areas disturbed as a result of construction.
4. Plant material shall be supplied from Northern Illinois nursery stock, shall be dug the planting season it is installed, and shall conform to the American Association of Nurseryman's standards.
5. Plant material shall be size and type specified. Substitution of plant material shall be on a case by case basis and approved in writing by the Owner's Representative. In no case shall plant material be smaller than indicated in the plans.
6. Do not willfully proceed with plantings as designed when it is obvious that obstructions and/or grade differences exist that may not have been known during the design process. Such conditions shall be immediately brought to the attention of the Owner's Representative.
7. All plant material shall be inspected and approved by the Owner's Representative prior to the installation of any and all plant material.
8. Plant locations shall be flagged in field with Owner's Rep. Final location of all plant material shall be subject to approval of the Owner's Representative prior to digging any holes. The landscape contractor is responsible for providing Owner's Representative with 48 hour minimum advance notice prior to planting.
9. Plants shall be watered on the day they are planted and maintained with watering until final acceptance of the project.
10. Apply a pre-emergent as per manufacturer's specification prior to installing mulch.
11. Beds and tree rings (6' diameter) shall have 3" of hardwood shredded mulch applied and a 4" deep spade edge at lawn. Trees that are not located in beds, shall have a tree ring.
12. Landscape plant material shall be guaranteed for 12 months from final acceptance. Any plant 1/3 dead or more shall be replaced under the guarantee.
13. Contractor to prepare landscape beds by roto-tilling 2" of Mushroom Compost into new beds. Do not add compost nor roto-till within drip line of existing trees.
14. Lawn Seeding shall be under favorable weather conditions, and shall follow dates in specification.
15. Turf mixes shall be installed and lawn established at all disturbed areas.
16. Do not overseed into mulch beds and paving.
17. Contractor shall restore all areas disturbed as a result of construction.

PLANT LIST

Deciduous Shade Trees - Balled and Burlap			
4	2.5" cal.	*Celtis occidentalis*	Hackberry
2	2.5" cal.	*Platanus occidentalis*	Sycamore
5	2.5" cal.	*Quercus bicolor*	Swamp White Oak
2	2.5" cal.	*Quercus coccinea*	Scarlet Oak
4	2.5" cal.	*Quercus macrocarpa*	Bur Oak
3	2.5" cal.	*Quercus rubra*	Northern Red Oak
3	2.5" cal.	*Tilia americana*	American Basswood
4	2.5" cal.	*Ulmus 'Patriot'*	Patriot Elm
27	Total		

North

SCALE: 1" = 30'-0"

0 15' 30' 60' 90'

LEGEND

Shade Tree

Native Seed Area

BUFFALO GROVE PARK DISTRICT

530 Bernard Drive
Buffalo Grove, Illinois 60089
Phone: 847-850-2100

PROJECT

Prairie Grove Park OSLAD Development

Overhill Dr. and Easthaven Dr.
Buffalo Grove, Illinois 60089

PROJECT TEAM

uplandDesign ltd
Landscape Architecture & Park Planning
1250 W 18th St, Chicago, Illinois 60608
24042 Lockport St, Plainfield, Illinois 60544
815-254-0091 www.uplandDesign.com

REVISIONS

AJMB	Village Concept Review	03FEB2023

ORIGINAL ISSUE DATE

PROJECT NUMBER

1103

SHEET TITLE

Preliminary Landscape Plan

SHEET NUMBER

2.0

© Copyright 2023 Upland Design Ltd.

THIS IS A CONCEPT DRAWING. DIMENSIONS SHOWN ARE REPRESENTATIVE. TO ADAPT THIS CONCEPT TO MEET PROJECT SPECIFIC DESIGN REQUIREMENTS, FORWARD YOUR REQUEST TO POLIGON CUSTOMER SERVICE.

EXHIBIT D

CERTIFIED pci 4000

PORTERCORP HAS EARNED A **PCI-4000 CERTIFICATION** FROM THE GLOBALLY RECOGNIZED POWDER COATING INSTITUTE (PCI). QUALITY FINISHING IS CRUCIAL TO THE LONG TERM PERFORMANCE OF SHELTER STRUCTURES. THIS CERTIFICATION UNDERSCORES THE COMMITMENT PORTERCORP HAS MADE TO MANUFACTURING QUALITY PRODUCTS.

GENERAL FRAME NOTES:

1. ALL STEEL COMPONENTS (STRUCTURAL MEMBERS, ORNAMENTATION, RAILING, ETC.) ARE POWDER COATED IN THE FOLLOWING MANNER (UNLESS REQUESTED OTHERWISE):
   - SHOT BLASTED TO NEAR WHITE CONDITION (SSPC SP-10)
   - WASHED AND SEALED IN A PHOSPHATE SPRAY
   - PRIME-COATED WITH POLI-5000 HIGH PERFORMANCE POWDER APPLIED EPOXY
   - TOP-COATED WITH SUPER-DURABLE TGIC POLYESTER POWDER AND OVEN CURED
2. SEE POLIGON.COM FOR COLOR OPTIONS

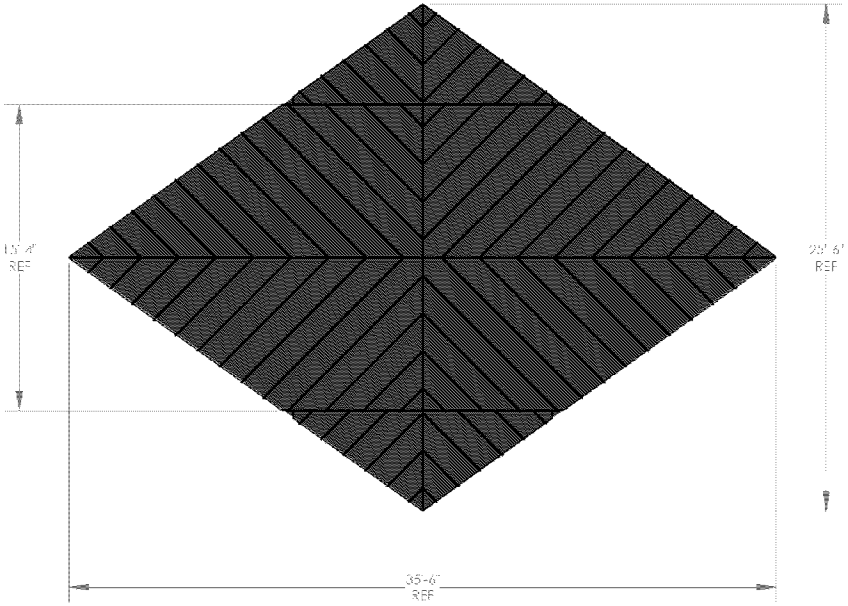

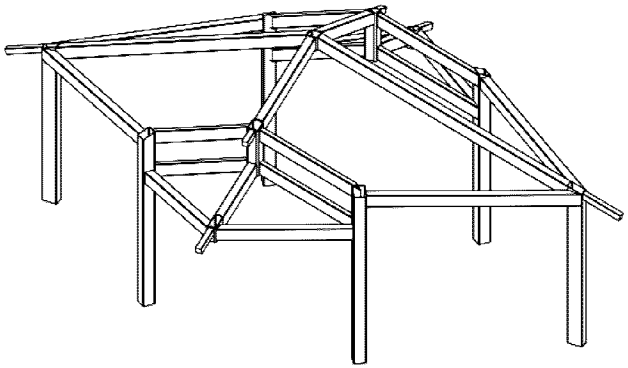

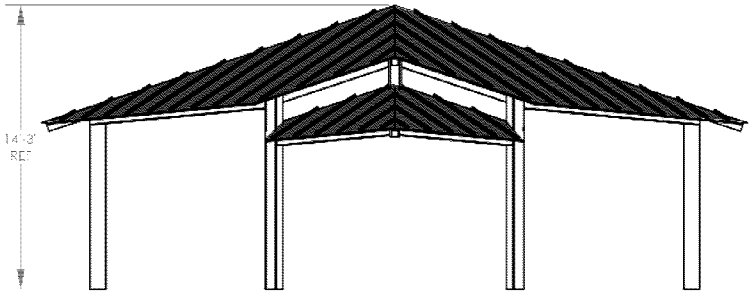

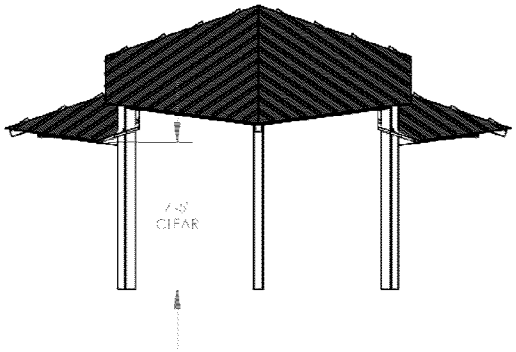

SHELTER MODEL:

DB178: 25X35 EASTERN SKYLINE - TGSS

poligon®

www.poligon.com
616-399-1963
PORTERCORP, 4240 N. 136th AVE, HOLLAND, MI 49424

PORTER CORP. A PLAYCORE Company

Copyright laws protect the style and visual appearance of the structure while patents may prote

Action Item : Pre-Application Discussion and Referral to the PZC-Proposed Townhome Development at 22771-22825 N. Prairie Road

Recommendation of Action

Staff recommends discussion and referral to the Planning & Zoning Commission.

Bloom Street Partners, LLC is the contract purchaser of the properties located at 22771-22825 N. Prairie Road. The site is approximately 4.25-acres and is unimproved in unincorporated Lake County. The developer is proposing to construct a 41-unit rental townhome community. The project will require Annexation and approval of an Annexation and Development Agreement, a Residential Planned Unit Development, a Zoning Map Amendment, Variations from the Zoning Code and Preliminary Plan approval. Prior to starting the formal application process, the petitioner is seeking comments from the Village Board along with a referral to the Planning & Zoning Commission.

ATTACHMENTS:

- Memo (PDF)
- Plan Set (PDF)

Trustee Liaison
Pike

Staff Contact
Nicole Woods, Community Development

Tuesday, February 21, 2023	

VILLAGE OF BUFFALO GROVE

MEMORANDUM

DATE: February 21, 2023

TO: President Beverly Sussman and Trustees

FROM: Nicole Woods, Director of Community Development
Kelly Purvis, Deputy Director of Community Development

SUBJECT: **Pre-Application Discussion** – Bloom Street Partners' proposal for a 41 - unit townhome development on the properties located at 22771-22825 N. Prairie Road

BACKGROUND

Bloom Street Partners, LLC is the contract purchaser of the properties located at 22771-22825 N. Prairie Road. The site is approximately 4.25-acres and is unimproved, Estate District zoned property in Unincorporated Lake County.



The developer is proposing to construct a 41-unit rental townhome community. The project will require Annexation and approval of an Annexation and Development Agreement, a Residential Planned Unit Development, a Zoning Map Amendment to R-9 Multi-Family Dwelling District, Variations from the Zoning Code and Preliminary Plan approval. Prior to starting the formal application process, the petitioner is seeking comments from the Village Board along with a referral to the Planning & Zoning Commission. The following memorandum provides a summary of their project.

PRAIRIE VIEW STATION AREA PLAN

The subject property is part of the *South Subarea* featured in the Prairie View Station Area Plan (PVSAP), which was adopted as part of the Comprehensive Plan in 2019. The Plan itself is a framework, not a specific development or construction plan. In that sense, imagery and plans featured in the Prairie View Plan are meant to provide examples and ideas of how some of the main concepts could be implemented. It is expected that future redevelopment embraces and implements the vison's core principles.

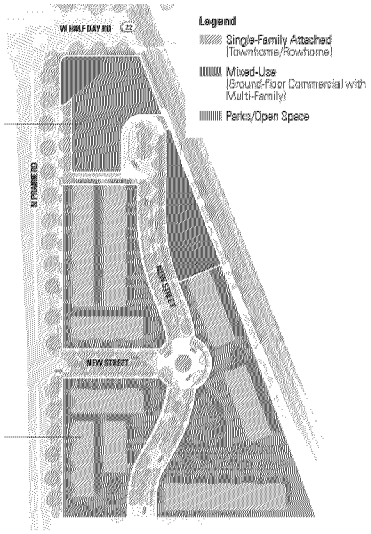

South Subarea, Prairie View Station Area Pl

Bloom Street's proposal incorporates many of the main concepts of the plan as further discussed below. The proposed townhome development plan is an assemblage of the northern two properties. At this time, the developer has not been able to come to terms with the two residential property owners to the south. A Phase 2 Alternate Site Plan illustrating how the additional two

Attachment: Memo (Pre-Application Discussion Proposed Townhomes at 22771-22825 N. Prairie Road)

lots could be developed in the future has been included in the plan set.

PROPOSED PLAN

Bloom Street Partners, LLC is proposing to construct 41 townhome units within 7, 2 ½ - 3-story buildings (6, 6-unit buildings and 1, 5-unit building). It should be noted that much of the site will be approximately 4-5 feet below the elevation of Prairie Road.

Each unit would be between 1,800-2,000 square feet and would feature 3 bedrooms, a den, 2 ½ bathrooms, and a rear-loaded two-car garage. The townhomes would be luxury rental homes with rents in the range of $3,500 - $4,000 per month and would serve young families, empty-nesters looking to downsize, or anyone seeking a convenient location to live in proximity to the NCS train line. The developer has indicated that "modern farmhouse" will be the architectural style of the development. A combination of Hardie Board siding and panels, with standing seam metal canopies and black framed casement windows are the proposed materials.

On the north side of the property, the developer is proposing a gathering space for the residents that would include a gazebo, landscape feature, and a deck overlooking the detention pond/wetland area. A walking path will also loop around the northern detention pond.

Front and Side Elevations, 3-Story, 6-Unit Building

Zoning:

Given the proposed density of 9.64 units per acre, the surrounding uses (Commercial to the north, Single-Family Residential to the south, and Multi-Family to the east and west,) as well as the PVSAP, staff feels that R-9 Multiple Family Zoning district with a Special Use for a Planned Unit Development would be appropriate for the site. Other townhome developments in the community such as Roseglen and Easton Station are also R-9 and have similar densities of 9.44 and 8.2 units per acre, respectively.

Parking:

The development will include 177 parking spaces: 82 enclosed spaces within the 2-car garages, an additional 82 spaces in the driveways in front of each garage, and an additional 13 guest parking spaces placed throughout the site. The traffic and parking analysis included in the submittal indicates that 177 parking spaces will be plenty to serve the needs of the development. The Zoning Code requires 82 parking stalls (2 per unit).

Traffic Generation:
The preliminary traffic and parking analysis indicates that site generated traffic is expected to have minimal effects on the operations of the external street network. It is anticipated that one additional vehicle will be added to the street network every 1-2 minutes during the peak traffic hour.

Access:
Two vehicular access points are proposed on Prairie Road. The southerly access would be a full access drive, while the northerly access will be limited to right-in/right-out turning movements. The southerly access drive will line up with the Willow Parkway intersection at Prairie Road. Because the two residential properties to the south have not been incorporated into the site plan design at this time, there is an overlap with the residential driveway the property directly adjacent to the site. The developer is working with the property owner on this issue and may be able to provide access to the home through the southerly access drive to the townhome site. This issue will be fully analyzed in the traffic study provided with the formal submittal.

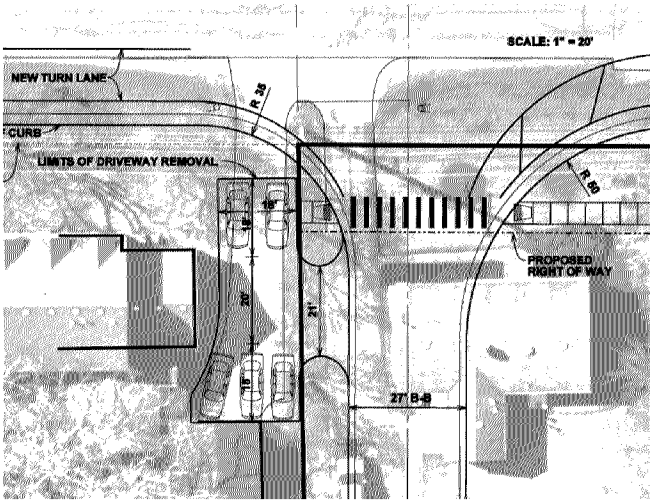

Exhibit Showing Proposed Access Solution for Proposed Development and Existing Site

The proposed drive aisles within the development are wide enough to accommodate two-way traffic circulation throughout the site.

New sidewalk will be installed along the length of the property frontage adjacent to Prairie Road and will connect to the existing bike/pedway along Half Day Road. Internal walkways will also be installed between buildings and throughout the site.

The site would also have direct access to the Prairie View Metra Station area located approximately 1,000 feet away.

Wetland:
There is a wetland on the site that will require further evaluation to determine its size and quality. The developer believes that the proposed plan is achievable through partially remediating the wetland and using the remainder of it to serve as part of the site's detention. Approval from the Lake County Stormwater Management Commission will be required as part of the formal application review.

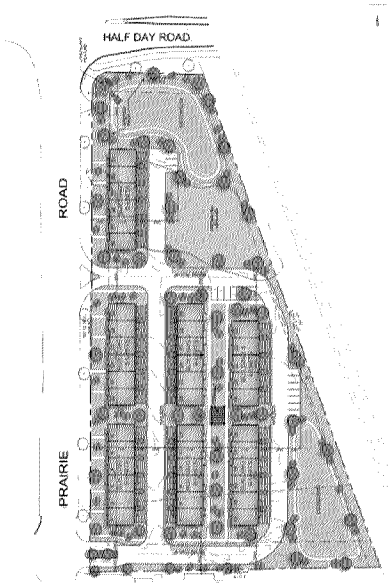

Landscaping & Open Space:
Approximately 51% of the site will remain open green space. The site will be fully landscaped, and the landscape plan will be reviewed by the Village Forester as part of the formal application submittal.

Attachment: Memo (Pre-Application Discussion Proposed Townhomes at 22771-22825 N. Prairie Road)

Utilities:
Village water, sewer and storm facilities will need to be extended to the site to accommodate the project. Preliminary engineering plans will be provided as part of the formal application submittal.

Potential Variations:
Overall, the site plan is nearly compliant with the R-9 district regulations and the residential Planned Unit Development requirements. Based upon the plans provided at this time, staff has identified two variations from the Zoning Code that would be needed to accommodate the project:

1. Section 17.28.505(E)4b to allow the distance between the south property line and the townhome buildings to be less than twice the building height when abutting a different kind of use (i.e., single-family next to multi-family);

2. Section 17.28.050(E)4e(i) to allow the spacing between front facing buildings to be less than 50 feet;

IMPLEMENTATION OF THE PRAIRIE VIEW METRA STATION AREA PLAN
The proposed plan implements the following core concepts of the Prairie View Metra Station Area Plan:

- Provides the dense multi-family housing envisioned in the Prairie View Metra Station Area's south subarea
- Offers a housing option that is attractive to the emerging demographics, such as millennials, young families, baby boomers and empty nesters
- Leverages one of the area's greatest assets (Prairie View Train Station) by creating a housing and transportation nexus
- Begins to build a multi-modal road network infrastructure and thereby enhances connectivity and accommodates vehicular, pedestrian, and bicycle traffic
- Anticipates and integrates into future developments (both residential, mixed use, and commercial) shown in the Prairie View Metra Station Area Plan
- Utilizes materials and landscaping that is in alignment with the tone established by the area's historical architecture, character, and charm
- Helps transform the Prairie View Metra Station Area into a destination and creates an identity

ACTION REQUESTED
The Petitioner is seeking comments from the Village Board related to the proposed plan. Should the Board conceptually support the plan; the item can be referred to the Planning and Zoning Commission for discussion of specific details including parking, setbacks, landscaping and other bulk regulations. Based on the current plan, the following approvals will be required:

- Annexation & Annexation Agreement
- Residential Planned Unit Development
- Rezoning to R-9 Multi-Family Dwelling District
- Zoning Variations
- Preliminary Plan

Bloom Street PARTNERS

Developer Bloom Street Partners, LLC is the contract purchaser of the +/-4.25 Acre site at the southeast corner of Prairie Rd and Rt. 22 for the purpose of developing a 41-unit attached single family built-for-rent townhome community. The property, 22771-22825 N. Prairie Rd., Prairie View is currently Zoned E ("Estate") in unincorporated Lake County, however we intend to annex the property into the Village of Buffalo Grove. Through a PUD process, we plan to re-zone the property with bulk and density substantially in accordance with the R9 zoning district.

All units will be 3-story, three-bedroom townhomes with a rear-loaded two-car attached garage. There will be an additional 95 exterior parking spaces provided. We plan a "Modern Farmhouse" architectural style which will fit in well with the context of the immediate neighborhood and provide a stylish alternative to existing rental housing stock.

As proposed, the project will consist of 41 townhomes spread across seven 2.5—3-story buildings set amongst landscaped drives and courtyards. All interior drives will be built to public road standards and each unit shall have rear balconies and room for two car "Driveway" parking behind their garage.

The bulk of the site is approximately 4-5 feet below the elevation of Prairie Rd. We plan to utilize the existing conditions so that units facing Prairie Rd will have a front entrance at street level, presenting a 2.5 story façade towards the public road. Interior drive isles will slope down towards the established grade for the rear loaded garages. Interior facing units will have a more traditional 3-story façade.

All interior drives and courtyards will be extensively landscaped and hardscaped. The existing wetland on the property will be partially remediated and the remaining portion of it will serve as part of our site detention. Additional detention as required will also be incorporated into the landscape design. A gazebo and raised overlook are planned for the northeast corner of Prairie Rd and Rt. 22 and will serve as welcoming gateway to the Prairie View Station area.

Each 3-bedroom unit will range in size from 1800—2000 square feet (excluding garage) and are expected to appeal to everyone from those just starting families, young empty-nesters looking to downsize and anyone seeking a convenient, transit served location in an area with outstanding amenities and school systems.

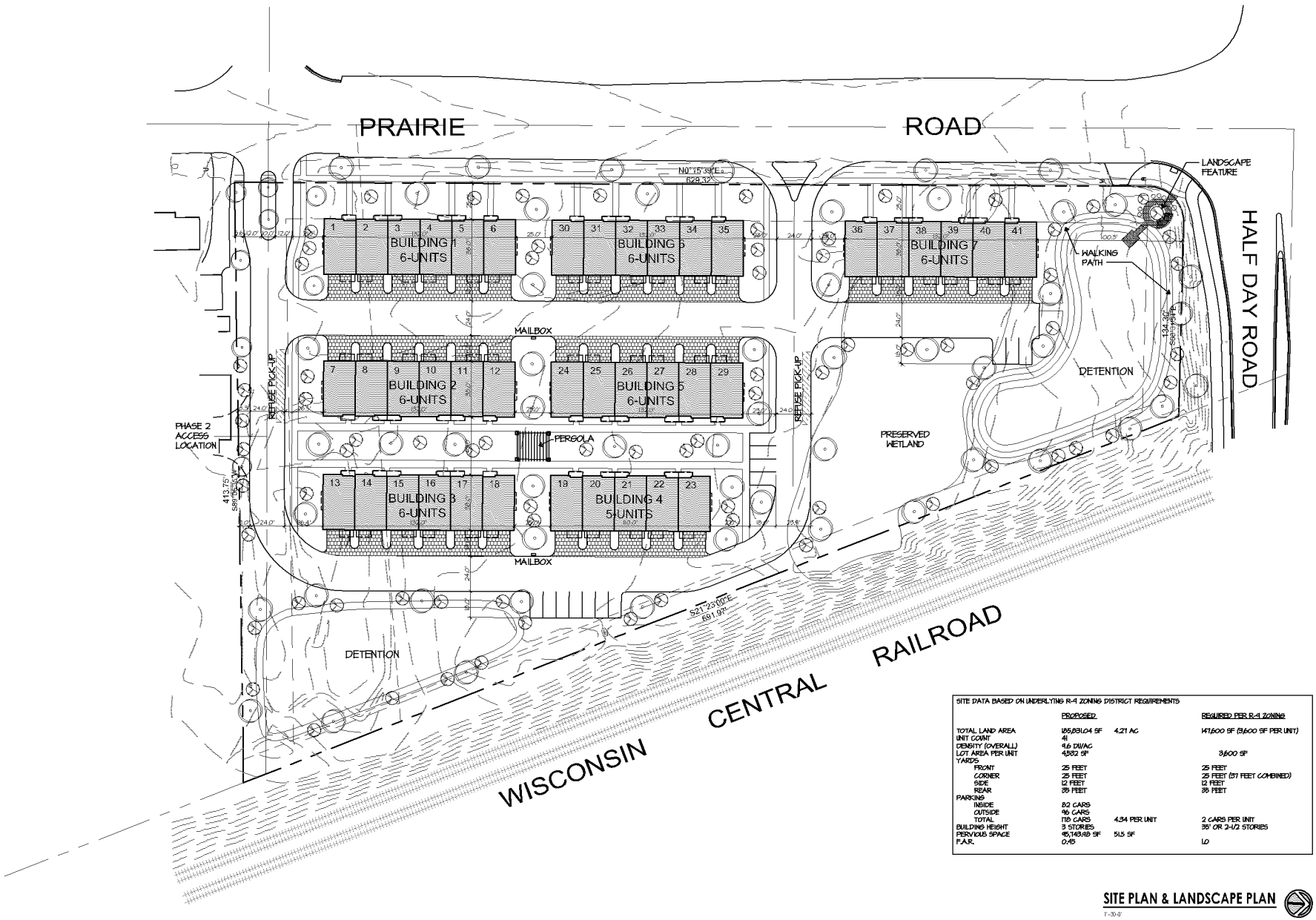

SITE DATA BASED ON UNDERLYING R-4 ZONING DISTRICT REQUIREMENTS

	PROPOSED		REQUIRED PER R-4 ZONING
TOTAL LAND AREA	185,831.04 SF	4.27 AC	147,600 SF (3,600 SF PER UNIT)
UNIT COUNT	41		
DENSITY (OVERALL)	9.6 DU/AC		
LOT AREA PER UNIT	4,532 SF		3,600 SF
YARDS			
FRONT	25 FEET		25 FEET
CORNER	25 FEET		25 FEET (37 FEET COMBINED)
SIDE	12 FEET		12 FEET
REAR	35 FEET		35 FEET
PARKING			
INSIDE	82 CARS		
OUTSIDE	96 CARS		
TOTAL	178 CARS	4.34 PER UNIT	2 CARS PER UNIT
BUILDING HEIGHT	3 STORIES		35' OR 2-1/2 STORIES
PERVIOUS SPACE	45,749.48 SF	51.5 SF	
F.A.R.	0.45		1.0

SITE PLAN & LANDSCAPE PLAN

1"=30'-0"

LINDEN GROUP

ARCHITECTURE
LAND PLANNING
INTERIOR ARCHITECTURE
LANDSCAPE ARCHITECTURE

15100 ORLAND PARKWAY SUITE 12
ORLAND PARK, ILLINOIS 60467
(708) 799-4400
WWW.LINDENGROUPINC.COM

PROPOSED MULTI-FAMILY DEVELOPMENT
22825 N. PRAIRIE ROAD
Buffalo Grove, Illinois

DATE
DRAWN BY
NO. ARCHITECT

2022-0184
PROJECT NUMBER

01-30-2023
DATE

SF
DRAWN BY
FINAL REVIEW

COPYRIGHT © LINDEN GROUP INC.
ALL RIGHTS RESERVED.
THE REPRODUCTION, ALTERATION, USE, OR DISTRIBUTION OF THESE DRAWINGS, SPECIFICATIONS, OR OTHER DOCUMENTS, INCLUDING ALL ARRANGEMENTS OR DESIGNS, WITHOUT THE WRITTEN PERMISSION OF LINDEN GROUP INC. IS PROHIBITED.

SHEET NAME
S-1.0
SHEET

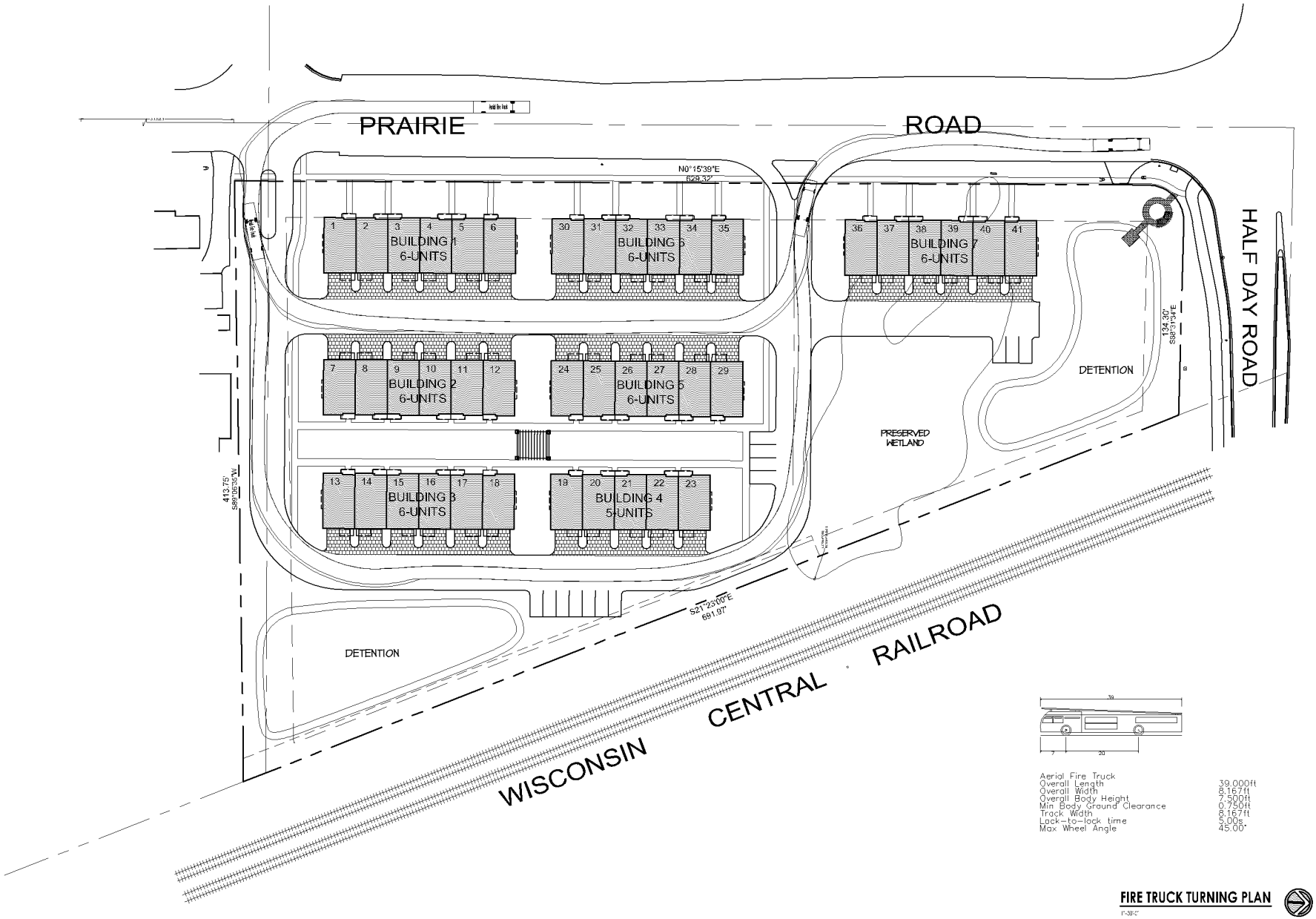

Aerial Fire Truck	
Overall Length	39.000ft
Overall Width	8.167ft
Overall Body Height	7.500ft
Min Body Ground Clearance	0.750ft
Track Width	8.167ft
Lock-to-lock time	5.00s
Max Wheel Angle	45.00°

FIRE TRUCK TURNING PLAN

1"=30'-0"

LINDEN GROUP

ARCHITECTURE
LAND PLANNING
INTERIOR ARCHITECTURE
LANDSCAPE ARCHITECTURE

10100 ORLAND PARKWAY SUITE 12
ORLAND PARK, ILLINOIS 60467
(708) 799-4400
WWW.LINDENGROUPINC.COM

PROPOSED MULTI-FAMILY DEVELOPMENT
22825 N. PRAIRIE ROAD
Buffalo Grove, Illinois

DATE

DRAWN BY: NO ARCHITECT SEAL

2022-0184
PROJECT NUMBER

01-30-2023
DATE

SF
DRAWN BY FINAL REVIEW

COPYRIGHT © LINDEN GROUP INC.
ALL RIGHTS RESERVED.
THE DESIGNS, SPECIFICATIONS, PLANS, CONCEPTS, ARRANGEMENTS, AND DRAWINGS, SPECIFICATIONS, DRAWINGS OR IN THESE DOCUMENTS, AS INSTRUMENTS OF SERVICE, ARE RESERVED AS THE PROPERTY OF LINDEN GROUP INC. THEY ARE NOT TO BE DISCLOSED TO OTHERS AND NOT TO BE USED FOR ANY PURPOSE NOT SPECIFICALLY AUTHORIZED BY LINDEN GROUP INC.

SHEET NAME

S-1.0
SHEET

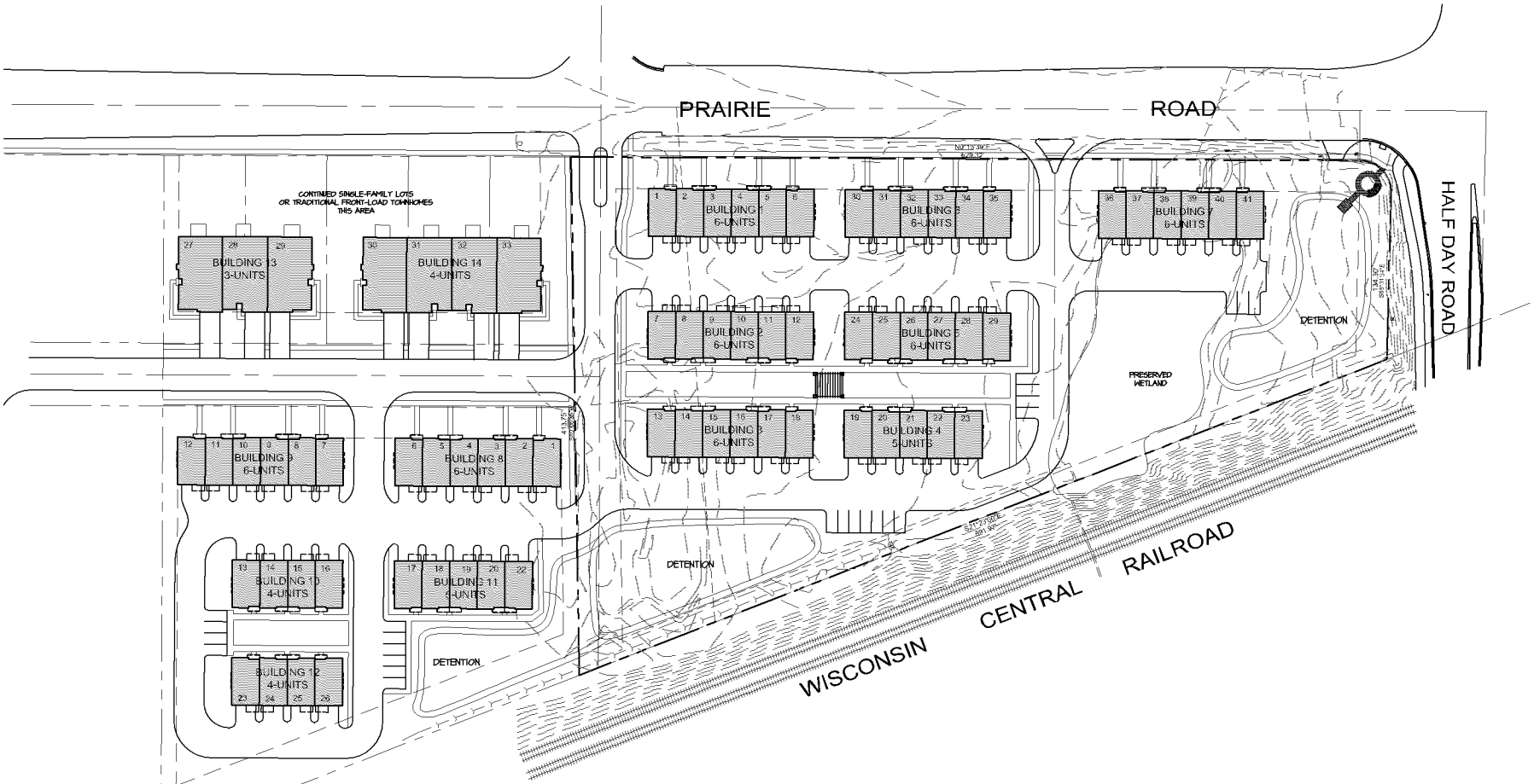

PHASE 2 ALTERNATE
PRELIMINARY SITE PLAN
1"=40'-0"

LINDEN GROUP

ARCHITECTURE
LAND PLANNING
INTERIOR ARCHITECTURE
LANDSCAPE ARCHITECTURE

15100 ORLAND PARKWAY SUITE 12
ORLAND PARK, ILLINOIS 60467
(708) 797-4400
WWW.LINDENGROUPINC.COM

PROPOSED MULTI-FAMILY DEVELOPMENT
22825 N. PRAIRIE ROAD
Buffalo Grove, Illinois

DATE
DRAWN BY: NO ARCHITECT

2022-0184
PROJECT NUMBER

01-30-2023
DATE

SF
DRAWN BY FINAL REVIEW

COPYRIGHT © LINDEN GROUP INC.
ALL RIGHTS RESERVED.
THE DRAWINGS, SPECIFICATIONS, PLANS, CONCEPTS, ARRANGEMENTS, AND DESIGNS, SPECIFICATIONS, DRAWINGS OR IN WHOLE DESIGNS, AS INSTRUMENTS OF SERVICE, ARE RESERVED AS THE PROPERTY OF LINDEN GROUP INC. AND MAY NOT BE REPRODUCED OR DISTRIBUTED IN WHOLE OR IN PART WITHOUT THE EXPRESS WRITTEN PERMISSION OF LINDEN GROUP INC.

SHEET NAME
S-1.1
SHEET

Attachment: Plan Set (Pre-Application Discussion Proposed Townhomes at 22771-22825 N. Prairie Road)

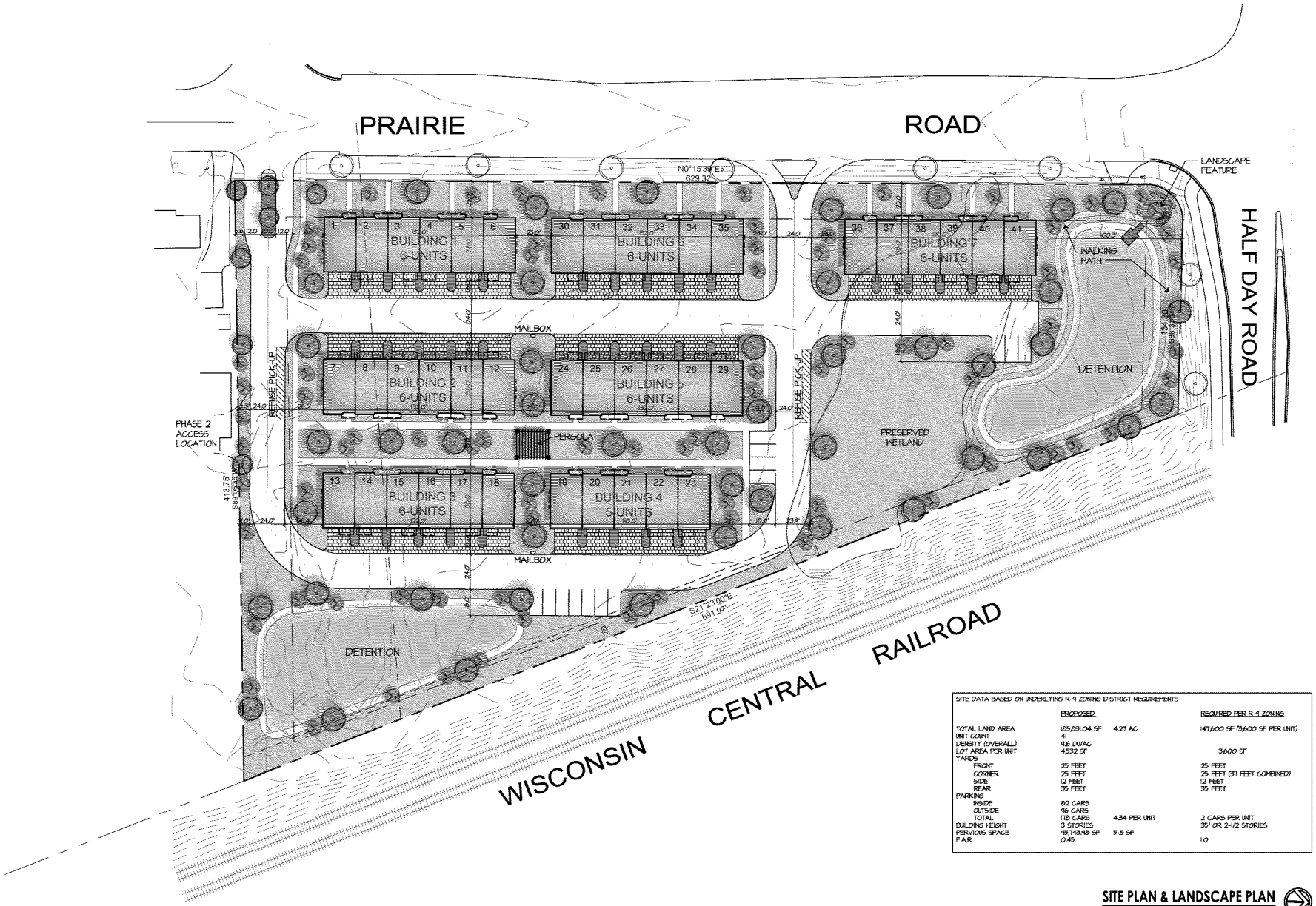

SITE DATA BASED ON UNDERLYING R-4 ZONING DISTRICT REQUIREMENTS

	PROPOSED		REQUIRED PER R-4 ZONING
TOTAL LAND AREA	185,881.04 SF	4.27 AC	147,600 SF (3,600 SF PER UNIT)
UNIT COUNT	41		
DENSITY (OVERALL)	9.6 DU/AC		
LOT AREA PER UNIT	4,532 SF		3,600 SF
YARDS			
FRONT	25 FEET		25 FEET
CORNER	25 FEET		25 FEET (37 FEET COMBINED)
SIDE	12 FEET		12 FEET
REAR	35 FEET		35 FEET
PARKING			
INSIDE	82 CARS		
OUTSIDE	96 CARS		
TOTAL	178 CARS	4.34 PER UNIT	2 CARS PER UNIT
BUILDING HEIGHT	3 STORIES		35' OR 2-1/2 STORIES
PERVIOUS SPACE	45,743.48 SF	51.5 SF	
F.A.R.	0.45		1.0

SITE PLAN & LANDSCAPE PLAN

1"=30'-0"

LINDENGROUP

ARCHITECTURE
LAND PLANNING
INTERIOR ARCHITECTURE
LANDSCAPE ARCHITECTURE

10100 ORLAND PARKWAY SUITE 110
ORLAND PARK, ILLINOIS 60467
(708) 799-4400
WWW.LINDENGROUPINC.COM

PROPOSED MULTI-FAMILY DEVELOPMENT
22825 N. PRAIRIE ROAD
Buffalo Grove, Illinois

DATE	DRAWN	DESCRIPTION

2022-0184
PROJECT NUMBER

01-30-2023
DATE

SF
DRAWN BY FINAL REVIEW

COPYRIGHT © LINDEN GROUP INC.
ALL RIGHTS RESERVED.
THE DESIGNS, ARRANGEMENTS, PLANS, CONTENTS, DIMENSIONS AND OTHER INFORMATION CONTAINED IN THIS DOCUMENT, INCLUDING BUT NOT LIMITED TO ANY CONCEPTS OR IDEAS, ARE THE PROPERTY OF LINDEN GROUP INC. AND MUST NOT BE DISCLOSED, USED OR REPRODUCED WITHOUT THE EXPRESS WRITTEN AUTHORIZATION OF LINDEN GROUP INC.

SHEET NAME
S-1.0
SHEET

Attachment Plan Set (Pre-Application Discussion Proposed Townhomes at 22771-22825 N. Prairie Road)

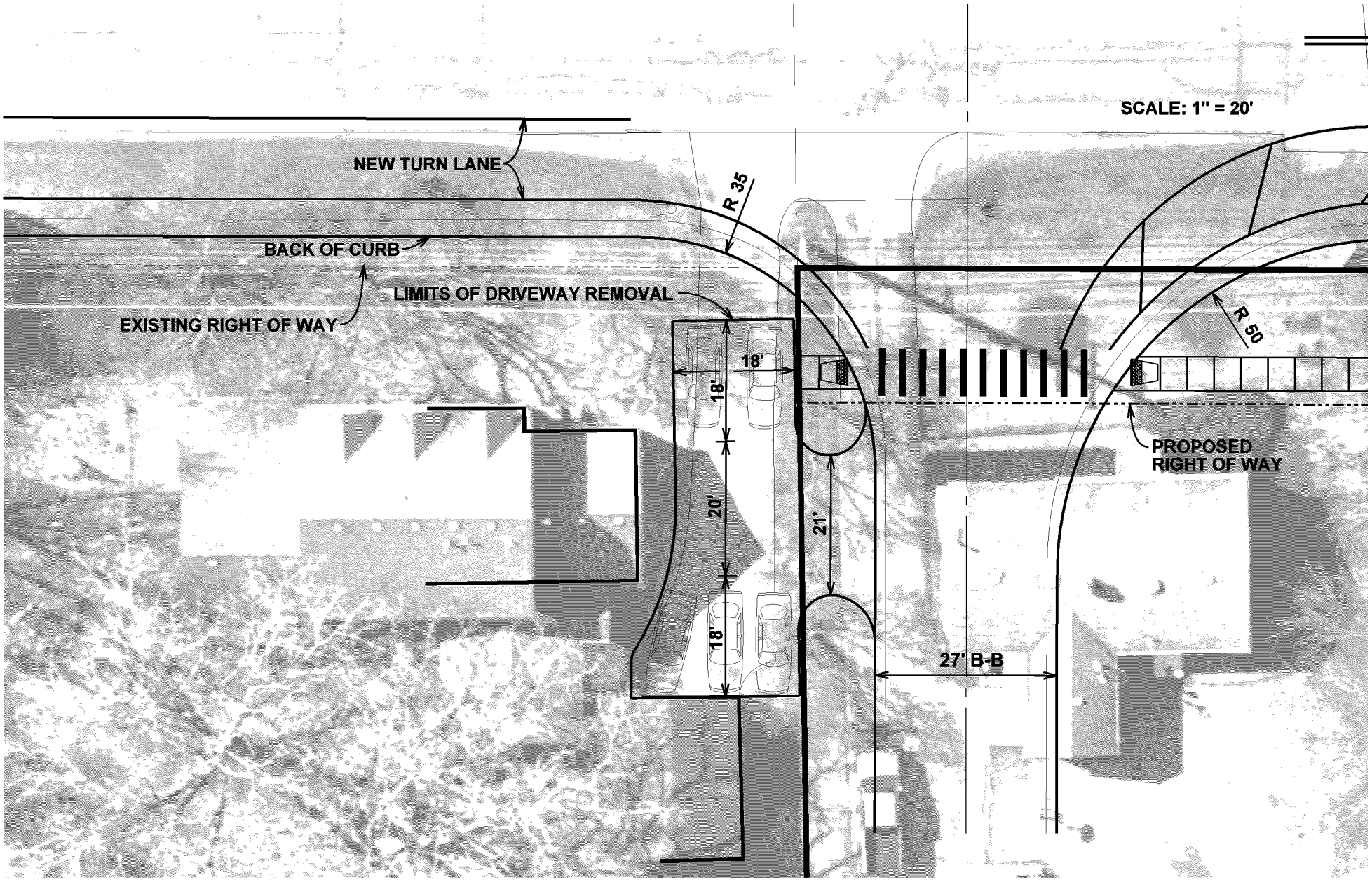

Attachment: Plan Set (Pre-Application Discussion Proposed Townhomes at 22771-22825 N. Prairie Road)

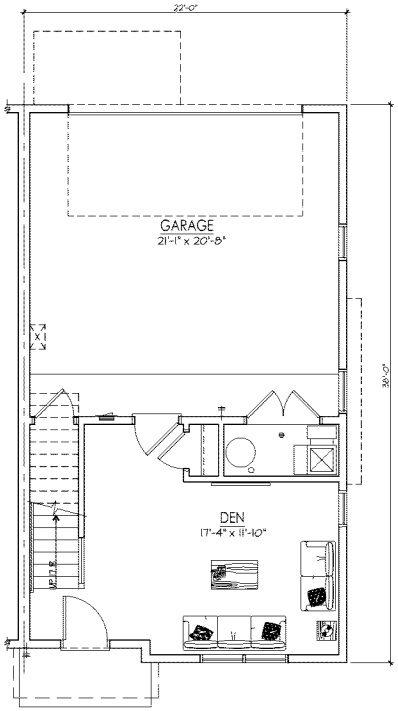

UNIT A
LOWER LEVEL FLOOR PLAN
1/4" = 1'-0" 321 SF

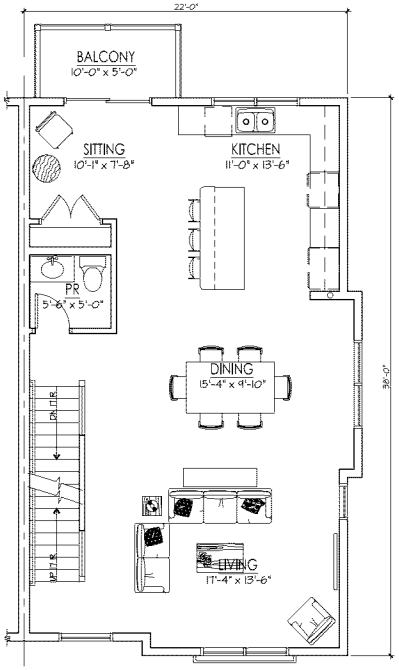

UNIT A
MAIN LEVEL FLOOR PLAN
1/4" = 1'-0" 840 SF

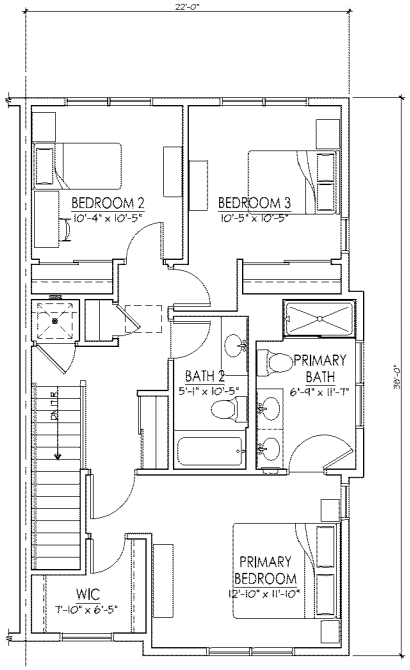

UNIT A
UPPER LEVEL FLOOR PLAN
1/4" = 1'-0" 840 SF

LINDENGROUP

ARCHITECTURE
LAND PLANNING
INTERIOR ARCHITECTURE
LANDSCAPE ARCHITECTURE
10100 ORLAND PARKWAY SUITE 110
ORLAND PARK, ILLINOIS 60467
(708) 799-4400
WWW.LINDENGROUPINC.COM

PROPOSED MULTI-FAMILY DEVELOPMENT
22825 N. PRAIRIE ROAD
Buffalo Grove, Illinois

DATE	DRAWN	DESCRIPTION

2022-0184
PROJECT NUMBER

01-30-2023
DATE

SF
DRAWN BY FINAL REVIEW

COPYRIGHT © LINDEN GROUP INC.
ALL RIGHTS RESERVED.
ALL DRAWINGS, SPECIFICATIONS, PLANS, CONCEPTS, ARRANGEMENTS AND DESIGNS REPRESENTED BY MATERIALS IN THIS DOCUMENT ARE DESIGNED TO SERVE, AND THEREFORE ARE THE PROPERTY OF THE ARCHITECT. THE USE OF THESE MATERIALS IS LIMITED TO THE PROJECT FOR WHICH THEY WERE PREPARED. REPRODUCTION OF THESE MATERIALS FOR ANY PURPOSE OTHER THAN THE CURRENT PROJECT WITHOUT AUTHORIZATION BY LINDEN GROUP INC. IS PROHIBITED.

SHEET NAME
A-1.0
SHEET

Attachment: Plan Set (Pre-Application Discussion Proposed Townhomes at 22771-22825 N. Prairie Road)

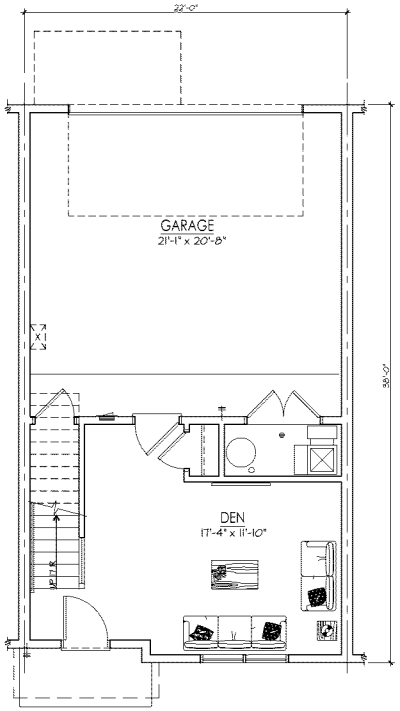

UNIT B
LOWER LEVEL FLOOR PLAN
1/4" = 1'-0" 328 SF

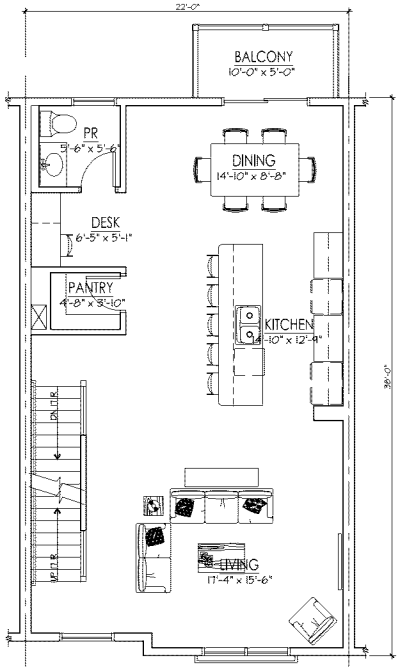

UNIT B
MAIN LEVEL FLOOR PLAN
1/4" = 1'-0" 828 SF

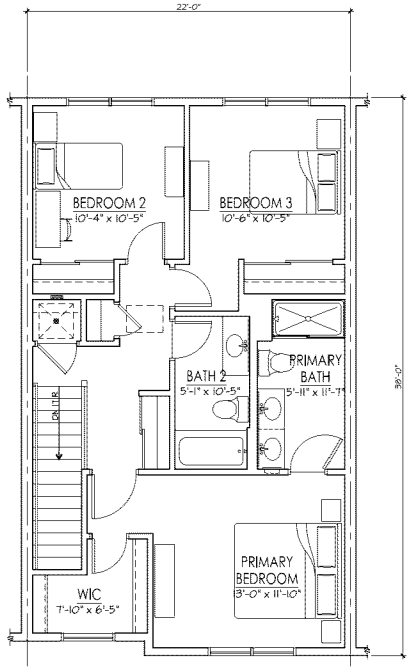

UNIT B
UPPER LEVEL FLOOR PLAN
1/4" = 1'-0" 828 SF

LINDEN GROUP

ARCHITECTURE
LAND PLANNING
INTERIOR ARCHITECTURE
LANDSCAPE ARCHITECTURE

10100 ORLAND PARKWAY SUITE 110
ORLAND PARK, ILLINOIS 60467
(708) 799-4400
WWW.LINDENGROUPINC.COM

PROPOSED MULTI-FAMILY DEVELOPMENT
22825 N. PRAIRIE ROAD
Buffalo Grove, Illinois

DATE	DRAWN	DESCRIPTION

PROJECT NUMBER 2022-0184

DATE 01-30-2023

DRAWN BY SF

FINAL REVIEW

COPYRIGHT © LINDEN GROUP INC.
ALL RIGHTS RESERVED.

ALL DRAWINGS, SPECIFICATIONS, PLANS, CONCEPTS, ARRANGEMENTS AND OTHER INFORMATION OR MATERIALS IN THIS DOCUMENT ARE DESIGNED BY LINDEN GROUP INC. AND ARE THE PROPERTY OF LINDEN GROUP INC. NO PERSON OR ENTITY MAY USE, REPRODUCE OR DISTRIBUTE ANY PART OF THIS DOCUMENT IN ANY FORM OR FOR ANY PURPOSE WITHOUT THE EXPRESS WRITTEN AUTHORIZATION OF LINDEN GROUP INC.

SHEET NAME
A-1.1
SHEET

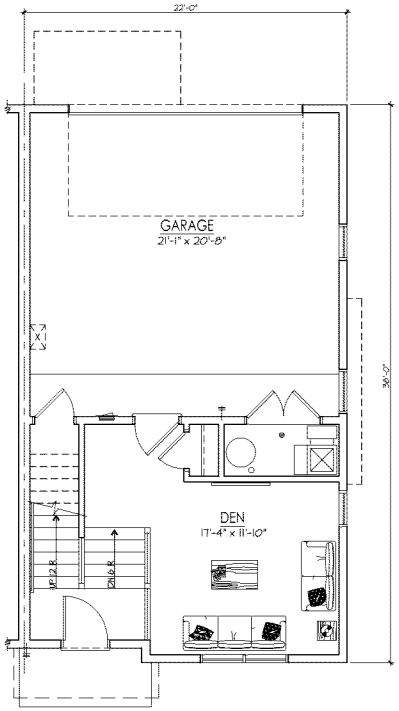

UNIT C
LOWER LEVEL FLOOR PLAN
1/4" = 1'-0" 321 SF

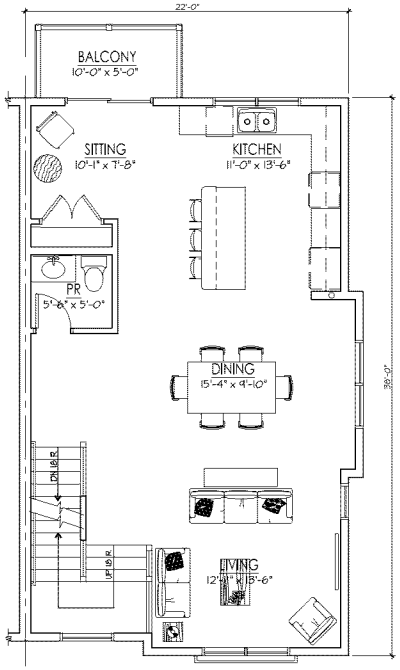

UNIT C
MAIN LEVEL FLOOR PLAN
1/4" = 1'-0" 840 SF

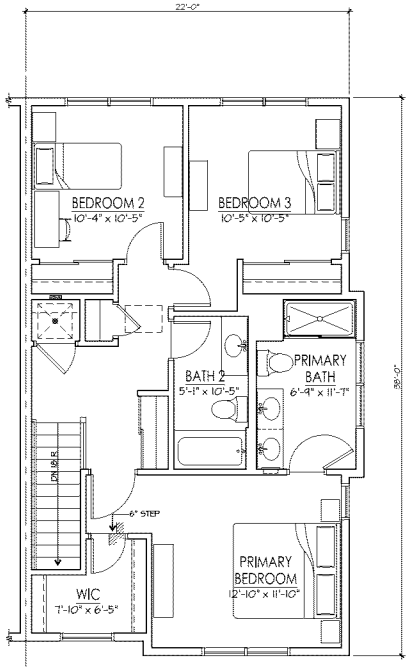

UNIT C
UPPER LEVEL FLOOR PLAN
1/4" = 1'-0" 840 SF

LINDEN GROUP

ARCHITECTURE
LAND PLANNING
INTERIOR ARCHITECTURE
LANDSCAPE ARCHITECTURE

10100 ORLAND PARKWAY SUITE 110
ORLAND PARK, ILLINOIS 60467
(708) 799-4400
WWW.LINDENGROUPINC.COM

PROPOSED MULTI-FAMILY DEVELOPMENT
22825 N. PRAIRIE ROAD
Buffalo Grove, Illinois

DATE	DRAWN	DESCRIPTION

2022-0184
PROJECT NUMBER

01-30-2023
DATE

SF
DRAWN BY FINAL REVIEW

COPYRIGHT © LINDEN GROUP INC.
ALL RIGHTS RESERVED.
ALL DRAWINGS, SPECIFICATIONS, PLANS, CONCEPTS, ARRANGEMENTS AND SIMILAR INFORMATION OR MATERIALS IN THIS DOCUMENT ARE DESIGNED BY LINDEN GROUP INC. AND ARE THE PROPERTY OF LINDEN GROUP INC. AND MAY NOT BE REPRODUCED OR DISTRIBUTED TO OTHERS, NOR MAY THEY BE USED FOR ANY PURPOSE WITHOUT THE EXPRESS WRITTEN AUTHORIZATION OF LINDEN GROUP INC.

SHEET NAME
A-1.2
SHEET

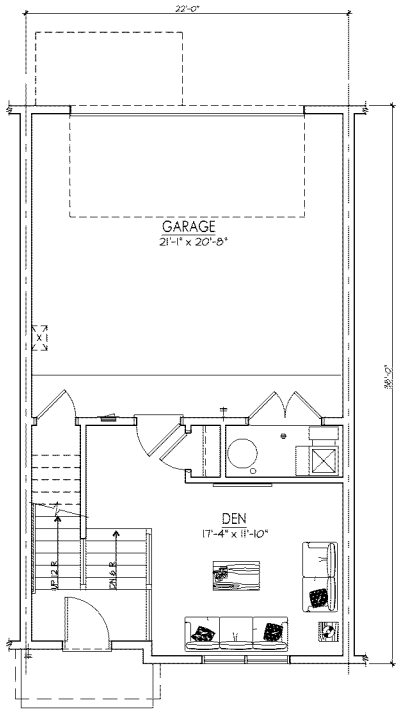

UNIT D
LOWER LEVEL FLOOR PLAN
1/4" = 1'-0" 321 SF

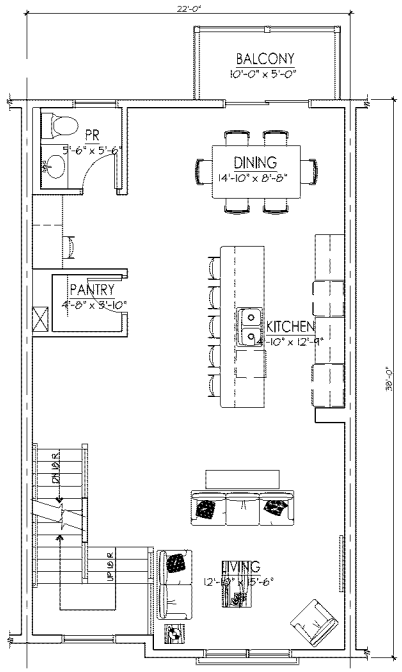

UNIT D
MAIN LEVEL FLOOR PLAN
1/4" = 1'-0" 828 SF

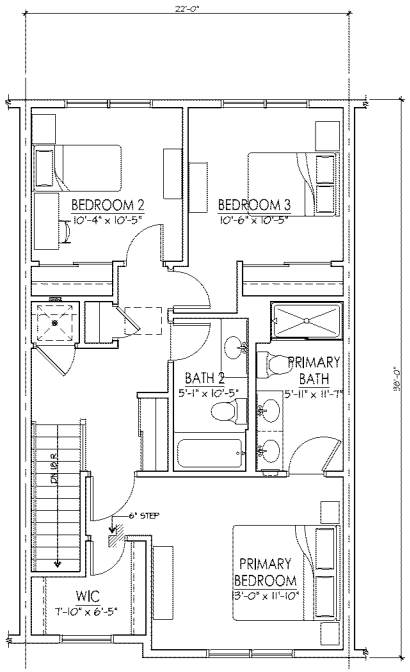

UNIT D
UPPER LEVEL FLOOR PLAN
1/4" = 1'-0" 828 SF

LINDENGROUP

ARCHITECTURE
LAND PLANNING
INTERIOR ARCHITECTURE
LANDSCAPE ARCHITECTURE
10100 ORLAND PARKWAY SUITE 110
ORLAND PARK, ILLINOIS 60467
(708) 799-4400
WWW.LINDENGROUPINC.COM

PROPOSED MULTI-FAMILY DEVELOPMENT
22825 N. PRAIRIE ROAD
Buffalo Grove, Illinois

DATE	DRAWN	DESCRIPTION

2022-0184
PROJECT NUMBER

01-30-2023
DATE

SF
DRAWN BY FINAL REVIEW

COPYRIGHT © LINDEN GROUP INC.
ALL RIGHTS RESERVED.
ALL DRAWINGS, SPECIFICATIONS, PLANS, CONCEPTS, ARRANGEMENTS AND SIMILAR INFORMATION OR MATERIALS IN THIS DOCUMENT ARE DESIGNED BY LINDEN GROUP INC. AND ARE THE PROPERTY OF LINDEN GROUP INC. AND MAY BE USED ONLY IN CONNECTION WITH THE PROJECT FOR WHICH THEY WERE PREPARED. NO OTHER USE, REPRODUCTION OR DISCLOSURE WITHOUT THE EXPRESS WRITTEN AUTHORIZATION OF LINDEN GROUP INC.

SHEET NAME
A-1.3
SHEET

Attachment: Plan Set (Pre-Application Discussion Proposed Townhomes at 22771-22825 N. Prairie Road)

TYPICAL
REAR ELEVATION - 6 UNIT BUILDING
1/4" = 1'-0"

3-STORY
FRONT ELEVATION - 6 UNIT BUILDING
1/4" = 1'-0"

LINDEN GROUP
ARCHITECTURE
LAND PLANNING
INTERIOR ARCHITECTURE
LANDSCAPE ARCHITECTURE
10100 ORLAND PARKWAY, SUITE 110
ORLAND PARK, ILLINOIS 60462
(708) 799-4400
WWW.LINDENGROUPINC.COM

PROPOSED MULTI-FAMILY DEVELOPMENT
22825 N. PRAIRIE ROAD
Buffalo Grove, Illinois

DATE DESCRIPTION

2022-0184
PROJECT NUMBER

01-30-2023
DATE

SF
DRAWN BY FINAL REVIEW

COPYRIGHT - LINDEN GROUP INC.
ALL RIGHTS RESERVED.
ALL DRAWINGS, SPECIFICATIONS, PLANS, CONCEPTS, ARRANGEMENTS AND SIMILAR INFORMATION DESCRIBED IN THE NOTE DRAWINGS ARE INSTRUMENTS OF SERVICE, AND THEREBY ARE THE PROPERTY OF LINDEN GROUP INC. THEY MAY NOT BE REPRODUCED IN ANY FORM OR USED FOR ANY PURPOSE WITHOUT THE EXPRESS WRITTEN AUTHORIZATION OF LINDEN GROUP INC.

SHEET NAME
A-4.0
SHEET

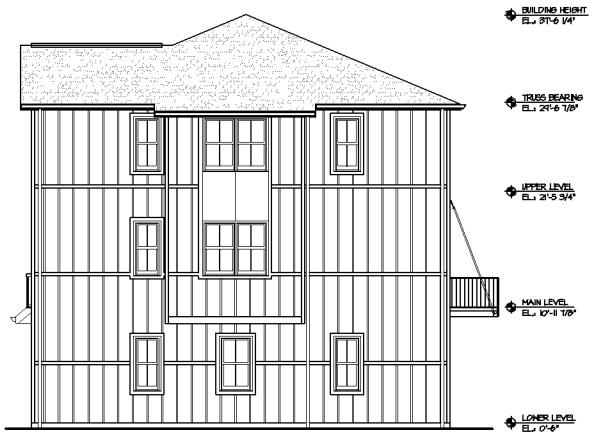

3-STORY
SIDE ELEVATION - UNIT A

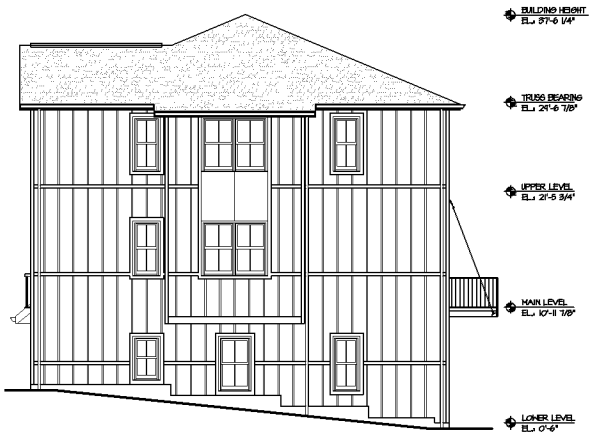

2 1/2-STORY
SIDE ELEVATION - UNIT C

2 1/2-STORY
FRONT ELEVATION - 6 UNIT BUILDING

LINDEN GROUP
ARCHITECTURE
LAND PLANNING
INTERIOR ARCHITECTURE
LANDSCAPE ARCHITECTURE
10100 ORLAND PARKWAY SUITE 110
ORLAND PARK, ILLINOIS 60467
(708) 799-4400
WWW.LINDENGROUPINC.COM

PROPOSED MULTI-FAMILY DEVELOPMENT
22825 N. PRAIRIE ROAD
Buffalo Grove, Illinois

DATE DRAWN DESCRIPTION

2022-0184
PROJECT NUMBER

01-30-2023
DATE

SF
DRAWN BY FINAL REVIEW

COPYRIGHT - LINDEN GROUP INC.
ALL RIGHTS RESERVED.
ALL DRAWINGS, SPECIFICATIONS, PLANS, CONCEPTS, ARRANGEMENTS AND SIGNATURE SUBMISSIONS OR RECORDS IN THESE DRAWINGS ARE INSTRUMENTS OF SERVICE, AND SHALL REMAIN THE PROPERTY OF LINDEN GROUP INC. THESE DRAWINGS MAY NOT BE REPRODUCED IN ANY MANNER OR USED FOR ANY PURPOSE WITHOUT THE EXPRESS WRITTEN AUTHORIZATION OF LINDEN GROUP INC.

SHEET NAME
A-4.1
SHEET

Attachment: Plan Set (Pre-Application Discussion Proposed Townhomes at 22777-22825 N. Prairie Road)

Attachment: Plan Set (Pre-Application Discussion Proposed Townhomes at 22771-22825 N. Prairie Road)

CERTAINTEED
LANDMARK SHINGLES
CHARCOAL BLACK

CASEMENT WINDOWS
BLACK FRAME

WOODTONE
SAND CASTLE
RUSTIC SERIES HORIZONTAL SIDING

JAMES HARDIE
ARCTIC WHITE
BOARD & BATTEN SIDING AND TRIM

JAMES HARDIE
IRON GRAY
VERTICAL PANEL SIDING

OVERHEAD GARAGE DOOR
BRONZE
CLOPAY OR EQUAL

STANDING SEAM METAL
CANOPIES
BALCONY TRIM & RAILING
BLACK

CORNERSITE LLC. MULTI-FAMILY DEVELOPMENT, BUFFALO GROVE, IL - MATERIAL BOARD

LINDEN**GROUP**
ARCHITECTS

DATE: 02-06-2023
PROJECT NO.: 2022-0184

Attachment: Plan Set (Pre-Application Discussion Proposed Townhomes at 22771-22825 N. Prairie Road)

BLA, Inc.

Memo

Date: February 3, 2023

To: Mr. David Schwartz
Manager - Cornersite, LLC

From: Lynn M. Means, P.E., PTOE
Senior Transportation Engineer - BLA, Inc

Re: Traffic and Parking Generation Summary
Townhome Development - Prairie Road
Buffalo Grove, Illinois

==========

BLA-Inc. has conducted a Traffic and Parking Generation Summary for the proposed residential townhome development. The site is located at the southeast corner of Half Day Road (IL Route 22) and Prairie Road (Lake County Route W17) in Buffalo Grove, Illinois.

As proposed, the development includes the construction of 41 (3-story, 3-bedroom) townhomes contained within seven (7) buildings. The development will be served by 177 parking spaces: 82 garage spaces, 2 per unit; 82 driveway spaces, 2 per unit; and 13 surface parking lot spaces. Access to the site is proposed via Prairie Road. Prairie Road is under the jurisdiction of the Lake County Division of Transportation (LCDOT) and maintained by the Village of Buffalo Grove

The following summarizes the analysis conducted.

SITE TRAFFIC CHARACTERISTICS

Trip Generation

The amount of traffic generated by a development depends on the type and density of the land use. Trip generation estimates for the development were calculated based on information published in the Institute of Transportation Engineers (ITE) Manual *Trip Generation*, 11th Edition (see ***Appendix A***). The ITE manual is a compilation of national traffic data surveys used to estimate traffic volumes for various land uses.

The ITE data does not represent locations with measurable transit, walking and other non-auto trips. *The Prairie View Metra Station is located approximately 0.3-miles north of the site.* Based on the US Census Bureau, 2017-2021 America Community Survey Data, Mode of Transportation (Journey to Work) for Census Tract 8645.20, approximately ***72 percent use auto*** (personal vehicles and/or taxi/rideshare carpool) to commute to/from work (see ***Appendix B***). However, to provide a conservative scenario, test the maximum site impacts, the ITE trip generation estimates were *not* discounted for residents that carpool and/or use alternative modes to travel to/from work (bike, walk and/or transit).

Table 1 provides a summary of the total trips to be generated by the proposed development, including residents, visitors, deliveries, etc.

Table 1: Estimated Trip Generation

		Weekday									Saturday					
	ITE	AM Peak Hour			PM Peak Hour			Daily			Peak Hour			Daily		
Land Use / Size	LUC	In	Out	Total	In	Out	Total	In	Out	Total	In	Out	Total	In	Out	Total
Townhomes / 41 Units	220	9	27	36	24	14	38	169	169	338	9	8	17	94	94	188

Attachment: Plan Set (Pre-Application Discussion Proposed Townhomes at 22771-22825 N. Prairie Road)

Trip Distribution

The anticipated trip distribution of site traffic is summarized in ***Table 2***.

Table 2: Trip Distribution

Route & Direction	Percent Route (To/From)
Prairie Road	
North of Willow Parkway	50%
South of Willow Parkway	50%
Willow Parkway	
West of Prairie Road	--
Total	**100%**

--Less than 5%

Traffic Increases

The total (including both entering and exiting) weekday AM and PM peak hour vehicular trips of 36 and 38, respectively, are expected on the streets leading beyond the study area, or approximately 1 additional vehicle every 1 to 2 minutes. During the Saturday peak hour, a total of 17 vehicular trips is anticipated, or approximately 1 additional vehicle every 3 to 4 minutes. ***Accordingly, the amount of site-generated traffic is expected to have minimal effects on the operations of the external street network.***

PARKING EVALUATION

Parking Demand Requirements

Based on the parking requirements outlined in the Village of Buffalo Grove Code of Ordinance (Section 17.36.040) 82 parking spaces are required for the site. The Village's parking requirements are summarized in ***Table 3***.

Table 3: Village Parking Requirements

Use	Size	Parking Requirement	Parking Spaces	
			Required	Provided [A]
Townhomes	41 Units	2.0 spaces per dwelling unit	82	**177**

[A] 82 garage spaces (2 each per unit), 82 driveway spaces (2 each per unit) and 13 surface parking lot spaces.

Parking Demand Projections

To project the peak parking demand, BLA referenced the following sources:

- ITE Parking Generation 5th Edition and
- Urban Land Institute (ULI) Shared Parking, 3rd Edition.

ITE Parking Generation

The ITE Parking Generation publication provides a compilation of parking demand surveys from across the country for a wide variety of land uses. ITE LUC 221, Multifamily Housing (Mid-Rise), was referenced for the proposed development (see ***Appendix C***). Using the ITE data, ***Table 4*** presents a summary of the projected peak parking demand for the proposed development on a weekday and weekend. Again, to provide a conservative scenario, test the maximum site impacts, the ITE parking generation estimates were *not* discounted for proximity of the proposed development to transit (located less than 0.5 miles from commuter rail).

Table 4: Projected Peak Parking Demand: ITE – Parking Generation

Land Use	ITE LUC	Size	Average Peak Parking Demand				85th Percentile Parking Demand			
			Weekday		Weekend		Weekday		Weekend	
			Rate/Unit	Spaces	Rate/Unit	Spaces	Rate/Unit	Spaces	Rate/Unit	Spaces
Townhomes	221	41 Units	1.31	54	1.22	50	1.47	**60**	1.33	55

BLA, Inc.

Memo

ULI Shared Parking

The ULI Shared Parking publication also contains rates for various uses by weekday and weekend. BLA referenced the peak parking demand rates for residential use (see ***Appendix D***) for the proposed development (see ***Table 5)***.

Table 5: Projected Peak Parking Demand: ULI – Parking Generation

Land Use	Size	Peak Parking Demand					
		Weekday			Weekend		
		Visitor (Rate/Unit)	Resident (Rate/Unit)	Spaces	Visitor (Rate/Unit)	Resident (Rate/Unit)	Spaces
Townhomes/3 bedrooms	41 Units	0.10	2.5	107	0.15	2.5	109

Accordingly, the proposed parking supply of 177 spaces (82 garage spaces, 82 driveway spaces and 13 surface parking lot spaces) will be adequate to accommodate the project parking demand for the proposed development.

Attachment: Plan Set (Pre-Application Discussion Proposed Townhomes at 22771-22825 N. Prairie Road)

Action Item : Pre-Application Discussion and Referral to the PZC- Proposed 12-Unit Townhome Project at 400 LaSalle

Recommendation of Action

Staff recommends referral.

THG Holdings, LLC, Developer, is the contract purchaser of the property located at 400 LaSalle. The developers is proposing a 12-unit townhome project for the site. The Developer is preparing to finalize their plans for the project and is seeking comments from the Village Board along with a referral to the Planning & Zoning Commission. The developer will provide the Village Board with an overview of their concept plan at the February 21, 2023 Village Board meeting.

ATTACHMENTS:

- BOT Memo (DOCX)
- LaSalle Lane - Developer's Presentation (PDF)

Trustee Liaison	**Staff Contact**
Pike	Chris Stilling, Community Development

Tuesday, February 21, 2023	

VILLAGE OF
BUFFALO GROVE

MEMORANDUM

DATE: February 21, 2023

TO: President Beverly Sussman and Trustees

FROM: Christopher Stilling, Deputy Manager

SUBJECT: **Pre-Application Discussion** – 12-Unit Townhome Project located at 400 LaSalle

Background

THG Holdings, LLC (Developer) is seeking to purchase a 1.1 acre property from the Village, subject to a separate action item by the Village Board. Their plans include developing the site with three 4-unit townhome buildings for a total of 12-units. The project will require a Residential Planned Unit Development, a Zoning Map Amendment to R8 Multi-Family Dwelling District, a Variation from the Zoning Code for lot size and Development Plan approval. Prior to starting the formal application process, the petitioner is seeking comments from the Village Board along with a referral to the Planning & Zoning Commission. The following memorandum provides a summary of their project.

Proposed Plan

THG Holdings, who is currently developing the Avalon Crossing subdivision, is proposing 12 2-story townhomes in 3 building (4-units/building). The overall plan fits in the context of the neighborhood given that there are duplexes to the west and 2-story single-family

Attachment: BOT Memo (Pre-Application Discussion- Proposed 12-Unit Townhome Project at 400 LaSalle)

to the south. Based on our initial review, should the site be rezoned to R8, they would meet most of the bulk/setback requirements. Units would be approximately 2,000 square feet in area and range in price between $500-$550K.

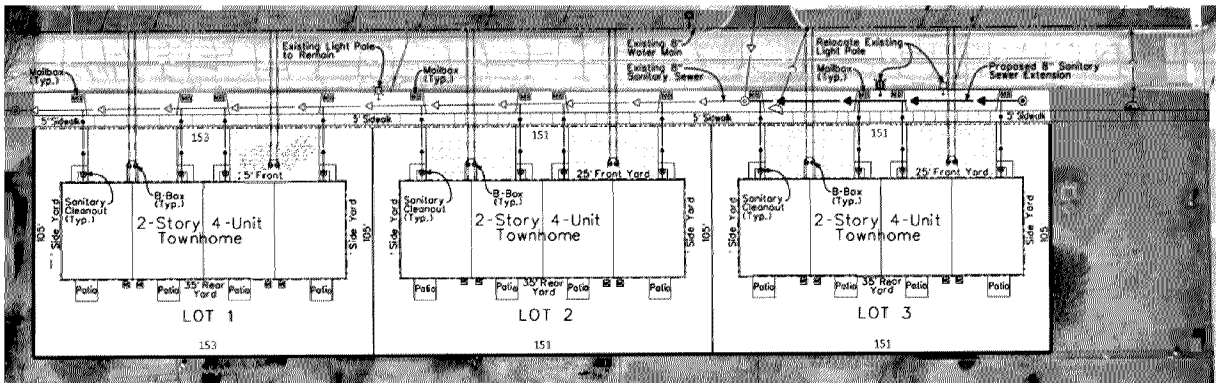

Zoning/Surrounding Uses

To the north of the site is R1 and it includes the Village's water pump station as well as tennis courts being used by the Park District. To the west is R7 (duplexes) and to the south is R5A, single family detached. As proposed, the setbacks for the proposed development would meet R8 zoning and be consistent with the setbacks of the existing residential to the west and south. To the east is Buffalo Grove Road and open space/stormwater detention. As part of the acquisition, the Village is retaining approximately 8,500 square feet directly to the east. This area includes several Village utilities and needs to be preserved for future maintenance.

Utilities:

Village water and sewer are mostly in place for the site along LaSalle, with some minor extensions to accommodate the development. Stormwater is being managed by an existing stormsewer on the site that conveys stormwater to the east. Sufficient stormwater capacity was previously provided for the development as part of the recent Buffalo Grove Road improvements.

Potential Variations:
Overall, the site plan is nearly compliant with the R8 district regulations and the residential Planned Unit Development requirements. Based upon the plans provided at this time, staff has identified one variation for lot size.

Action Requested

The Developer is seeking comments from the Village Board related to the proposed plan and referral to the Planning & Zoning Commission. Based on the current plan, the following approvals will be required:

- Residential Planned Unit Development
- Rezoning to R8 Multi-Family Dwelling District
- Zoning Variation
- Development Plan Approval

400 LaSalle Lane
Residential Development Proposal
HURONGROUP
HOMES CONSTRUCTION DESIG

The Huron Group (THG) looks to acquire the vacant 1.1 acre land parcel at the southwest corner of LaSalle Lane and Buffalo Grove Road currently owned by the Village of Buffalo Grove. If awarded THG plans to request re-zoning of the parcel from R-1 One Family Dwelling to R-8, enabling the construction of three (3) four (4) unit townhome buildings. THG believes that townhomes are a more cohesive fit relative to the adjacent property to the west (R-7 multi family duplexes) and can be effectively marketed and sold in a timely manner.

The estimated engineering cost is $75,000 to fully improve the townhome sites. This increase from the village estimates is to account for additional engineering, surveying, material costs, and the relocation of an existing street-light as detailed on the preliminary site plan within.

Each townhome would be 1,944 square feet above grade with a full unfinished basement and feature 3 bedrooms, 2.5 bathrooms, 2nd floor full laundry, a two-car garage, and an elevation featuring fiber cement siding with a brick or stone wainscot. The completed townhomes would be marketed at a sale price of $500,000-$550,000. Upon board approval and an executed development agreement, THG would apply for the initial building permit application. Subsequent building applications would be submitted for the the second and third buildings each quarter thereafter. While sales dictate the completion, we expect the project to be completed within 18 months.

Our previous experience working alongside board, staff, engineering, and building department on our current ongoing Avalon Crossing project has enabled us to build a strong working relationship and believe this would be a mutually beneficial project for both the Village as well as THG.

PRELIMINARY ELEVATION

PRELIMINARY SITE PLAN

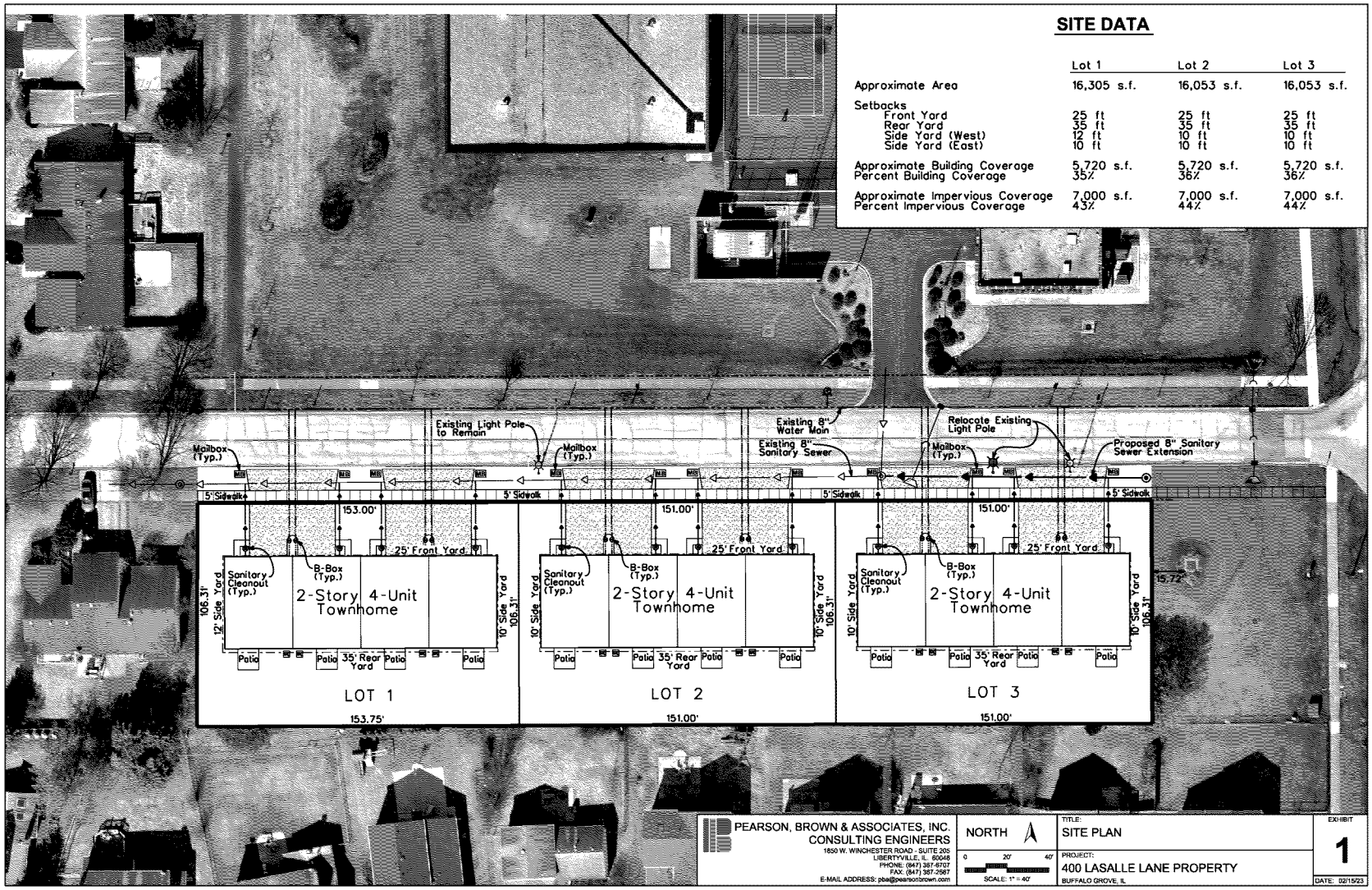

SITE DATA

	Lot 1	Lot 2	Lot 3
Approximate Area	16,305 s.f.	16,053 s.f.	16,053 s.f.
Setbacks			
Front Yard	25 ft	25 ft	25 ft
Rear Yard	35 ft	35 ft	35 ft
Side Yard (West)	12 ft	10 ft	10 ft
Side Yard (East)	10 ft	10 ft	10 ft
Approximate Building Coverage	5,720 s.f.	5,720 s.f.	5,720 s.f.
Percent Building Coverage	35%	36%	36%
Approximate Impervious Coverage	7,000 s.f.	7,000 s.f.	7,000 s.f.
Percent Impervious Coverage	43%	44%	44%

PRELIMINARY FIRST FLOOR PLAN

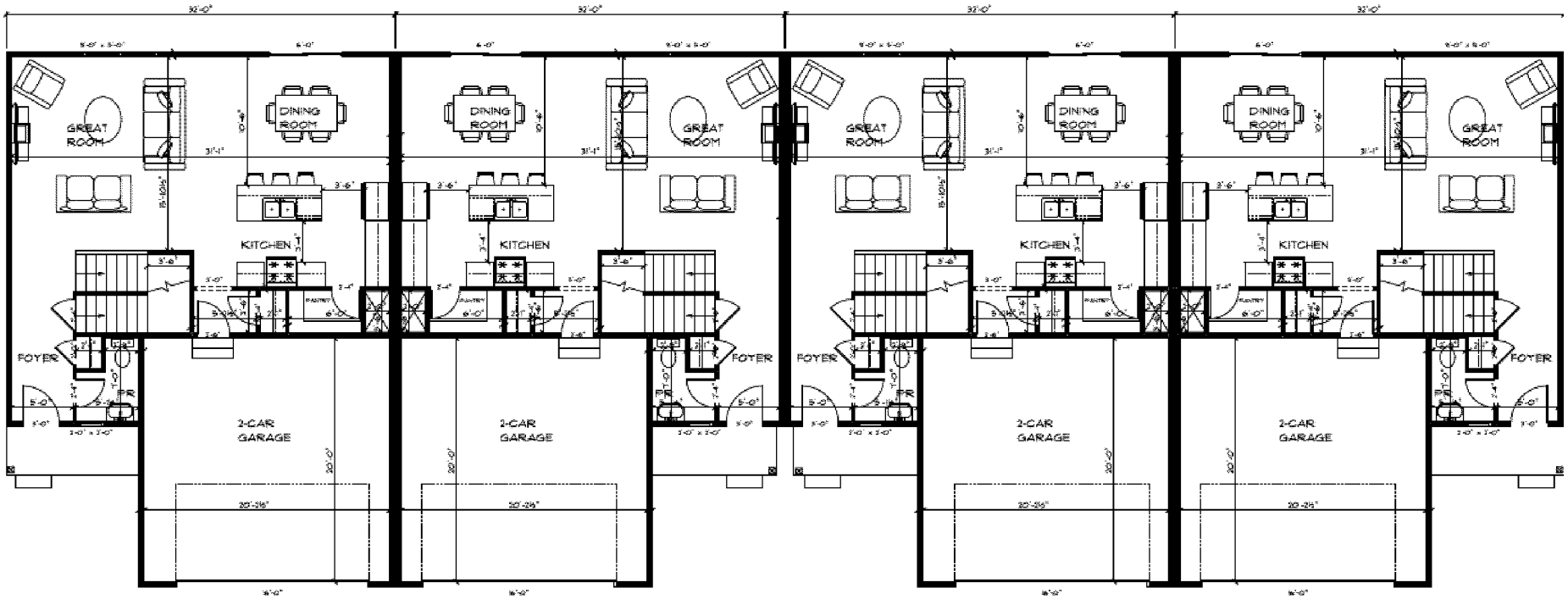

Square Feet: 836

Attachment: LaSalle Lane - Developer's Presentation (Pre-Application Discussion- Proposed 12-Unit

PRELIMINARY SECOND FLOOR PLAN

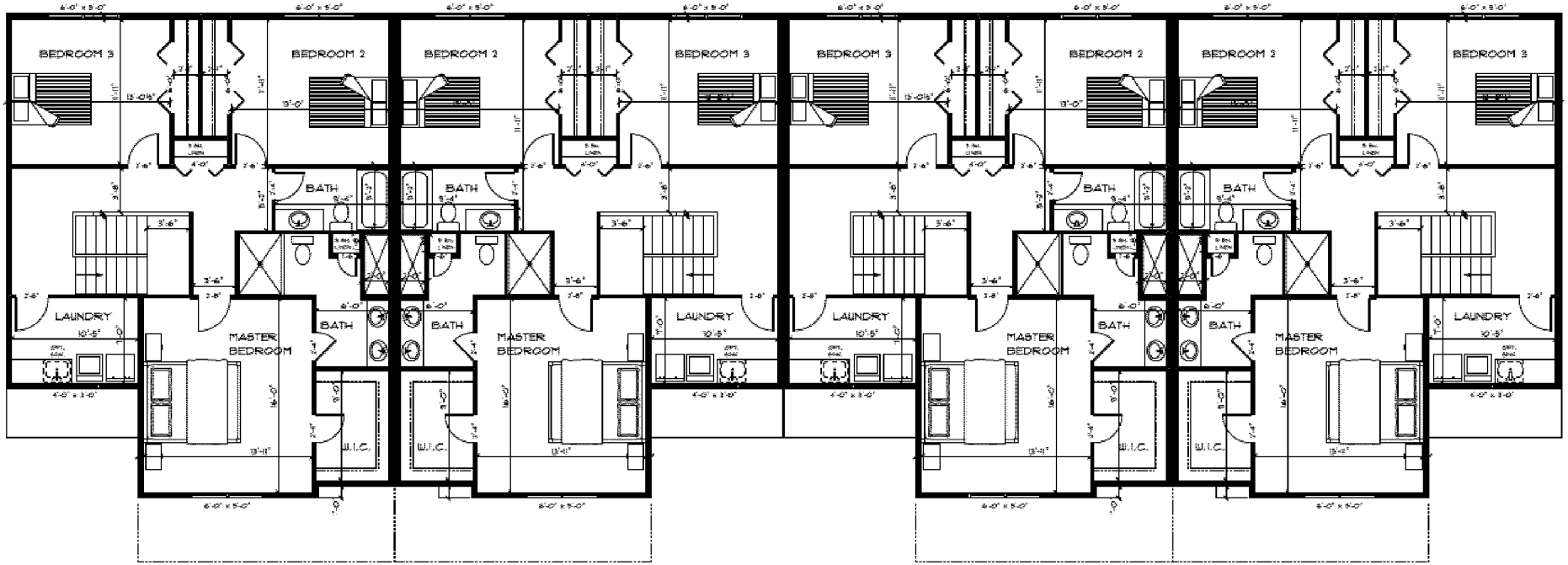

Square Feet: 1108

Attachment: LaSalle Lane - Developer's Presentation (Pre-Application Discussion- Proposed 12-Unit

400 LaSalle Lane

Residential Development Proposal

Contact:
Steve Goodman
Vice President, Development
M: 847-917-6550
E: sgoodman@thehurongroup.com

HURONGROUP
HOMES CONSTRUCTION DES