AGENDA

BUFFALO GROVE VILLAGE BOARD

Regular Meeting: March 16, 2026 at 7:00 PM

Jeffrey S. Braiman Council Chambers, Village Hall
50 Raupp Blvd, Buffalo Grove, IL 60089

1. Call to Order

a. Pledge of Allegiance

b. Roll Call

2. Approval of Minutes

a. Minutes of the February 2, 2026 Village Board Regular Meeting

b. Minutes of the March 2, 2026 Village Board Committee of the Whole Meeting

3. Approval of Warrant

a. Approval of Warrant #1392 (Trustee Cesario, Chris Black)

4. Village President's Report

5. Village Manager's Report

6. Special Business

7. Reports from Trustees

8. Consent Agenda

All items listed on the Consent Agenda, which are available in this room this evening, are considered to be routine by the Village Board and will be enacted by one motion. There will be no separate discussion of these items unless a Board member or citizen so requests, in which event, the item will be removed from the General Order of Business and considered after all other items of business on the Regular Agenda under New Business.

a. O-2026-21 Ordinance Amending Parking Restrictions To Checker Drive Near Arlington Heights Road (Trustee Weidenfeld, Briget Schwab)

b. O-2026-22 Ordinance Authorizing Purchase of a Breathing Air Compressor and Fill Station from Air One Equipment. (Trustee Richards, Lawrence Kane)

c. Motion to Waive Bids and Seek Proposals for Street Light Maintenance Services (Trustee Weidenfeld, Chris Krase)

d. O-2026-23 Ordinance Authorizing a Contract with ASTI Sawing, Inc. for the 2026 Sidewalk Cutting Project (Trustee Weidenfeld, Briget Schwab)

e. O-2026-24 Ordinance Authorizing a Contract with High Star Traffic for the 2026 Pavement Marking Project (Trustee Weidenfeld, Briget Schwab)

f. O-2026-25 Ordinance Authorizing an Amendment to the Contract with Hydro-Chem Systems, Inc. for an Automated Truck Wash (Trustee Cesario, Chris Krase)

g. O-2026-26 Ordinance Authorizing the Purchase of One (1) 2026 Ford F250 Fleet Replacement Vehicle for Public Works from Sutton Ford (Trustee Cesario, Chris Krase)

h. O-2026-27 Ordinance Authorizing the Purchase of One (1) Tennant M20 Rider Sweeper Scrubber Replacement Equipment Unit for Public Works from Standard Equipment Company (Trustee Cesario, Chris Krase)

i. O-2026-28 Ordinance Amending Title 5.20 Liquor Controls (President Smith, Samina Shaikh)

j. O-2026-29 Ordinance Authorizing a Contract with Patriot Pavement Maintenance Inc. for the 2026 Cracksealing Project (Trustee Weidenfeld, Briget Schwab)

k. O-2026-30 Ordinance Authorizing a Contract with McGill Construction LLC for the 2026 Parking Lot Improvements Project (Trustee Weidenfeld, Briget Schwab)

l. O-2026-31 Ordinance Authorizing a Contract with Maneval Construction Company Inc for the 2026 Multi-Use Path Project (Trustee Weidenfeld, Briget Schwab)

m. O-2026-32 Ordinance Authorizing an Amendment to a Development Improvement Agreement with High School District 214 for Athletic Field Renovations Phase 2 at Buffalo Grove High School. (Trustee Weidenfeld, Briget Schwab)

n. O-2026-33 Ordinance Authorizing the Disposal of Surplus Property (Trustee Cesario, Chris Black)

o. R-2026-3 Resolution Authorizing Motor Fuel Tax (MFT) Fund Allocation for 2026 General Maintenance (Trustee Cesario, Briget Schwab)

p. O-2026-34 Ordinance Authorizing a Development Improvement Agreement with Dutch Bros., LLC for the Dutch Bros Coffee Shop. (Trustee Weidenfeld, Briget Schwab)

q. O-2026-35 Ordinance Authorizing a Development Improvement Agreement with M/I Homes of Chicago, LLC a Final Plat of Subdivision, and Final Plat of Easement Vacation for the Highbury Club Residential Development (Trustee Weidenfeld, Briget Schwab)

r. R-2026-4 Resolution adopting the 2026 Zoning Map (Trustee Ottenheimer, Nicole Woods)

s. R-2026-5 Resolution Authorizing Assignment and Assumption Agreement at 1425 Busch Parkway (Trustee Ottenheimer, Nicole Woods)

t. Proclamation Recognizing World Autism Day (President Smith, Christopher Stilling)

u. R-2026-6 Resolution Authorizing the Village Manager to Execute a Lease Amendment with BRI Incorporated for the property located at 48 Raupp Blvd (Trustee Richards, Christopher Stilling)

9. Ordinances and Resolutions

a. O-2026-36 Ordinance approving an amendment to the PUD and Preliminary Plan, A Plat of Subdivision, and a Special Use along with zoning and sign variations for Dream Clean Carwash at 1355 Dundee Rd (Trustee Ottenheimer, Nicole Woods)

b. O-2026-37 Ordinance Authorizing a Contract with Brothers Asphalt Paving, Inc. for the 2026 Pavement Patching Project (Trustee Weidenfeld, Briget Schwab)

c. O-2026-38 Ordinance Authorizing a Contract with Globe Construction Inc. for the 2026 Sidewalk Improvements Project (Trustee Weidenfeld, Briget Schwab)

d. O-2026-39 Ordinance Authorizing a Contract with Corrective Asphalt Materials for the 2026 Pavement Rejuvenation Project (Trustee Weidenfeld, Briget Schwab)

e. O-2026-40 Ordinance Authorizing the Purchase of One (1) Fleet Replacement Vehicle for Public Works from Jx Truck Center (Trustee Cesario, Chris Krase)

f. O-2026-41 Ordinance Authorizing the Purchase of One (1) Fleet Replacement Vehicle for Public Works from Bonnell Industries (Trustee Cesario, Chris Krase)

g. O-2026-42 Ordinance Authorizing Execution of an Agreement with FGM Architects for Architectural and Engineering Services for Fire Station 26. (Trustee Richards, Lawrence Kane)

h. O-2026-43 Ordinance Authorizing the Purchase of Two (2) 2027 Peterbilt 458 Trucks Through JX Truck Center & the Purchase of Two (2) Snowfighter Upfit Packages from Bonnell Industries. (Trustee Cesario, Chris Krase)

i. O-2026-45 Ordinance Authorizing the Purchase of an Engine from MacQueen Equipment, LLC. (Trustee Richards, Lawrence Kane)

j. O-2026-44 Ordinance Approving Village Manager Compensation (President Smith, Dane Bragg)

10. Unfinished Business

11. New Business

12. Public Comment

Public Comment is limited to items that are not on the regular agenda. In accordance with Section 2.02.070 of the Municipal Code, discussion on questions from the audience will be limited to 5 minutes and should be limited to concerns or comments regarding issues that are relevant to Village Board business. All members of the public addressing the Village Board shall maintain proper decorum and refrain from making disrespectful remarks or comments relating to individuals. Speakers shall use every attempt to not be repetitive of points that have been made by

others. The Village Board may refer any matter of public comment to the Village Manager, Village staff or an appropriate agency for review.

13. Executive Session

14. Adjournment

The Village Board will make every effort to accommodate all items on the agenda by 10:30 p.m. The Board does, however, reserve the right to defer consideration of matters to another meeting should the discussion run past 10:30 p.m.

The Village of Buffalo Grove, in compliance with the Americans with Disabilities Act, requests that persons with disabilities who require certain accommodations to allow them to observe and/or participate in this meeting or have questions about the accessibility of the meeting or facilities, contact the ADA Coordinator at 847-459-2500 to allow the Village to make reasonable accommodations for those persons.

AGENDA ITEM SUMMARY

BUFFALO GROVE VILLAGE BOARD

Regular Meeting: March 16, 2026

AGENDA ITEM 2.a.
Minutes of the February 2, 2026 Village Board Regular Meeting

Contacts

Liaison: Clerk Sirabian
Staff: Samina Shaikh

Staff Recommendation

Staff recommends approval.

Recommended Motion

I move to approve the minutes of the February 2, 2026 Village Board Regular Meeting.

Summary

N/A

Strategic Alignment

Guiding Principle

Principle 2: Outstanding Village Services

Goal

Goal 1: Maintained effective village government: fiscally responsible and providing outstanding, responsive services

File Attachments

1. Minutes - 02/02/2026 Regular Meeting

FeMINUTES OF THE REGULAR MEETING OF THE VILLAGE PRESIDENT & BOARD OF TRUSTEES OF THE VILLAGE OF BUFFALO GROVE HELD IN THE JEFFREY S. BRAIMAN COUNCIL CHAMBERS, 50 RAUPP BOULEVARD, BUFFALO GROVE, ILLINOIS MONDAY, FEBRUARY 2, 2026

CALL TO ORDER

President Smith called the meeting to order at 7:00 P.M. Those present stood and pledged allegiance to the Flag.

ROLL CALL

Roll call indicated the following present: President Smith; Trustees Johnson, Cesario, Ottenheimer, Bocek and Weidenfeld. Trustee Richards was absent.

Also present were: Chris Stilling, Acting Village Manager; Patrick Brankin, Village Attorney; Mike Skibbe, Deputy Village Manager/Director of Public Works; Tyler Grace, Assistant Village Manager/Administrative Services; Katie Golbach, Director of Human Resources; Chris Black, Director of Finance; Nicole Woods, Director of Community Development; Briget Schwab, Village Engineer; Chris Krase, Deputy Director of Public Works; Molly Gillespie, Director of Communications; Tim Kirsininkas, Communications Coordinator; Geoff Tollefson, Director of Golf Operations; Fire Chief Kane; and Police Chief Budds.

APPROVAL OF MINUTES

Moved by Weidenfeld, seconded by Johnson, to approve the minutes of the January 20, 2026, Regular Meeting. Upon roll call, Trustees voted as follows:

AYES: 5 – Johnson, Cesario, Ottenheimer, Bocek, Weidenfeld
NAYS: 0 – None
ABSENT: 1 – Richards
Motion declared carried.

WARRANT #1391

Mr. Black read Warrant #1391. Moved by Cesario, seconded by Johnson, to approve Warrant #1391 in the amount of $3,243,015.89 authorizing payment of bills listed. Upon roll call, Trustees voted as follows:

AYES: 5 – Johnson, Cesario, Ottenheimer, Bocek, Weidenfeld
NAYS: 0 – None
ABSENT: 1 – Richards
Motion declared carried.

VILLAGE PRESIDENT'S REPORT

Ms. Gillespie reviewed the background and criteria for the **Caring Community Program**, reviewing that the program was started one year ago to recognize efforts to enhance quality of life, show leadership and demonstrate collaboration, compassion and innovation.

President Smith commended the community for their involvement in this program noting that the number of nominations was phenomenal and choosing the recipients was challenging.

The first recipient was **Kriti Mohan**, who founded *Help Them Up*, leading clothing and supply drives for women and children affected by domestic abuse, and her service includes victim advocacy, music education initiatives and over 100 volunteer hours each year for families in crisis.

The second recipient was **Subathra Raju** who is being honored for creating welcoming spaces for children, adults and individuals with special needs. Subathra has removed barriers to the arts while building confidence

DRAFT

and connection. Through free classes, thoughtful choreography and compassionate leadership, her work has empowered participants to step onto the stage and into a stronger sense of community.

The next recipients were members of Stevenson High School's **Future Business Leaders of America**, a group of over 400 members, who help students prepare for college and careers. The group partnered with *Fill a Heart 4 Kids* to organize and pack over 350 gloves filled with treats for youth who were unable to go Trick-or-Treating. The group members in attendance were Adithi Modekurti, Dhriti Udayagiri, Sarvesh Palani, Kiinjal Bhargava, Srinithi Kambhampati, Mahitha Chanduri, Brady Meng, Varad Bhave, Gurveen Sekhon and Tanvisree Thimmancherla.

The recipients of the final award were the members of **The Buffalo Grove Singers**, a community staple for 30 years, who recently celebrated their 30-year milestone with 30 acts of kindness. Through volunteering, fundraising and partnerships with dozens of local and regional organizations, the group donated more than $50,000 to charitable causes in 2025. The group then entertained the Board and the audience with a song.

All recipients were thanked and congratulated by the audience and the Board for their contributions to truly making Buffalo Grove "***smart.*** *with heart.*"

VILLAGE MANAGER'S REPORT

There is no Village Manager's report tonight.

TRUSTEE REPORTS

There were no Trustee reports tonight.

CONSENT AGENDA

President Smith explained the Consent Agenda, stating that any member of the audience or the Board could request that an item be removed for full discussion; there were no such requests. The Village Clerk read a brief synopsis of each of the items on the Consent Agenda.

Ordinance No. 2026-18 - Tripp Elementary School

Motion to pass Ordinance No. 2026-18 amending parking restriction changes on Fabish Drive at Tripp Elementary School.

Ordinance No. 2026-19 - Currie Motors

Motion to pass Ordinance No. 2026-19 authorizing the purchase of one (1) 2026 Ford Explorer Interceptor Fire Department Fleet Replacement Vehicle from Currie Motors.

Resolution No. 2026-2 - 2026 Volume Cap

Motion to pass Resolution No. 2026-2 reallocating the 2026 Volume Cap.

Ordinance No. 2026-20 - Title 5.20 Liquor Controls

Motion to pass Ordinance No. 2026-20 amending Title 5.20 Liquor Controls.

Moved by Ottenheimer, seconded by Cesario, to approve the Consent Agenda as presented. Upon roll call, Trustees voted as follows:

AYES: 5 – Johnson, Cesario, Ottenheimer, Bocek, Weidenfeld
NAYS: 0 – None
ABSENT: 1 – Richards
Motion declared carried.

DRAFT

PUBLIC COMMENT

President Smith reviewed the parameters to be followed by speakers and asked if there were any questions from the audience on items not on tonight's agenda; there were no such questions.

ADJOURNMENT

Moved by Johnson, seconded by Cesario, to adjourn the meeting. Upon roll call, Trustees voted as follows:

AYES: 5 – Johnson, Cesario, Ottenheimer, Bocek, Weidenfeld
NAYS: 0 – None
ABSENT: 1 – Richards
Motion declared carried.

The meeting was adjourned at 7:20 P.M.

_____
Janet M. Sirabian, Village Clerk

APPROVED BY ME THIS 2nd DAY OF March 2026

_____
Village President

DRAFT

AGENDA ITEM SUMMARY

BUFFALO GROVE VILLAGE BOARD

Regular Meeting: March 16, 2026

AGENDA ITEM 2.b.
Minutes of the March 2, 2026 Village Board Committee of the Whole Meeting

Contacts

Liaison: Clerk Sirabian
Staff: Samina Shaikh

Staff Recommendation

Staff recommends approval.

Recommended Motion

I approve to approve the minutes of the March 2, 2026 Village Board Committee of the Whole Meeting.

Summary

N/A

Strategic Alignment

Guiding Principle

Principle 2: Outstanding Village Services

Goal

Goal 1: Maintained effective village government: fiscally responsible and providing outstanding, responsive services

File Attachments

1. Minutes 03/02/2026 - COTW

MINUTES OF THE COMMITTEE OF THE WHOLE MEETING OF THE VILLAGE PRESIDENT & BOARD OF TRUSTEES OF THE VILLAGE OF BUFFALO GROVE HELD IN THE JEFFREY S. BRAIMAN COUNCIL CHAMBERS AT VILLAGE HALL, 50 RAUPP BOULEVARD, BUFFALO GROVE, ILLINOIS, MONDAY MARCH 2, 2026

CALL TO ORDER

President Smith called the meeting to order at 7:00 P.M. Those present stood and pledged allegiance to the Flag.

ROLL CALL

Roll call indicated the following present: President Smith; Trustees Johnson, Richards, Cesario, Ottenheimer, Bocek and Weidenfeld

Also present were: Dane Bragg, Village Manager; Patrick Brankin, Village Attorney; Chris Stilling, Deputy Village Manager; Mike Skibbe, Deputy Village Manager/Director of Public Works; Tyler Grace, Assistant Village Manager – Administrative Services; Katie Golbach, Director of Human Resources; Chris Black, Finance Director; Nicole Woods, Director of Community Development; Molly Gillespie, Communications Director; Tim Kirsininkas, Communications Coordinator; Briget Schwab, Village Engineer; Geoff Tollefson, Director Golf Operations; Police Chief Budds; Fire Chief Kane.

The **Committee of the Whole Meeting** consisted of staff reports and Board discussion on the listed topics, with staff answering questions from the Board on each topic.

VILLAGE PRESIDENT'S REPORT

President Smith thanked our **Public Works Department** for all of the hard work that they have done over these last winter months to keep our streets clean and safe for our residents.

President Smith noted that several elected officials and staff members recently traveled to **Springfield** and met with about a dozen legislators to advocate for our residents, and he thanked everyone for their participation and their hospitality.

President Smith and Trustee Weidenfeld were proud to recognize three teams of Aptakisic-Tripp School District 102 students who will represent Illinois in the first **World Robotics Championships** in the spring. Trustee Weidenfeld reviewed the competition categories, after which their sponsor and each of the students spoke about their experience and thanked the Board for this recognition and support. Congratulations to the Lego Robotics Teams from Meridian Middle School and Aptakisic Jr. High School on their top finishes at state.

TRUSTEE REPORTS

Trustee Richards reported that there will be a **Community Blood Drive** on March 7, 2026 at the Alcott Center, noting the importance of this life-saving need, and urging all residents who are able to take a few minutes and donate blood to this cause.

The Village Clerk reminded residents of the upcoming **General Election** on March 17, 2026 and urged everyone to take advantage of the privilege of voting, either in person, by mail or early voting.

NEWEST POLICE OFFICER

Chief Budds introduced the Buffalo Grove Police Department's newest **Police Officer, Jacob Simon**, an alumnus of Stevenson High School, and presented a brief background of the credentials of Officer Simon.

DRAFT

Officer Simon thanked his family for their support and the Board and the Buffalo Grove Police Department for this opportunity and noted that he is excited to face new challenges and happy to be back "home", as he was welcomed and congratulated by the audience and the Board.

POLICE OFFICER OF THE YEAR

Chief Budds reviewed the **Police Department Officer of the Year Award** and the **Special Commendation Award** to be presented tonight. Chief Budds thanked the Police Awards Committee and the Rotary Club, sponsor of these awards.

Chief Budds reviewed the accomplishments of this year's Special Commendation Award recipient, Officer Aeden Young, who earned this award for his continued dedication and outstanding performance in the Department. Officer Young was congratulated by the audience and the Board as he thanked Rotary and his coworkers for this recognition.

Rotary Club President Juliet Ziak presented a brief overview of the Buffalo Grove Rotary Club and its goals and accomplishments, after which she reviewed the achievements of Officer Edwin Zuniga, who received the Police Department's highest honor as Officer of the Year for 2025. Officer Zuniga was nominated by his peers for his excellent performance in various roles with the Department over the course of the past year, including his exceptional dedication and leadership. As he was congratulated by the audience and the Board, Officer Zuniga thanked the Rotary Club, and his coworkers for this recognition.

CCSD21

Cassandra Young, Director of Community Engagement for Community Consolidated School District 21, introduced Dr. Michael Connolly, District Superintendent, and Dr. Erica Slack, Nurse Practitioner at the Health Center.

Dr. Connolly reviewed the concept of the **School Based Health Center**, which is affiliated with Advocate Children's Hospital, and provided a virtual tour of the facility, highlighting the benefits this facility provides to the community.

Dr. Slack then provided more detail on the procedures and services provided by the Center. Dr. Slack noted that they have provided care to over 4,000 individuals since opening in July of 2025, referencing charts with breakdowns of the type of care given to those individuals.

Dr. Connolly reviewed various grants and types of funding that have been provided to date to operate this facility with the hope that by showing the impact that the facility has on the community the funding will continue.

BRANDED SIGNAGE UPDATE

Using a PowerPoint presentation, Ms. Gillespie reviewed the signage that will reflect the Village's new logo, ***smart.*** *with heart*. The presentation highlighted locations for gateway signs, overpass signs, Village facility signs, Village campus signs, and street signs. It is anticipated that the new signs will be in place by the end of this year.

PUBLIC COMMENT

President Smith reviewed the parameters to be followed by speakers and asked if there were any questions from the audience on items not on tonight's agenda; there were no such questions.

DRAFT

EXECUTIVE SESSION

Moved by Johnson, seconded by Ottenheimer, to move to Executive Session to discuss **Section 2(C)(5) of the Illinois Open Meetings Act: (5) the Purchase or Lease of Real Property for the Use of the Public Body, including meetings held for the purpose of discussing whether a particular parcel should be Acquired**, and **Section 2(C)(1) of the Illinois Open Meetings Act: the Appointment, Employment, Compensation, Discipline, Performance, or Dismissal of Specific Employees of the Public Body or Legal Counsel for the Public Body, including hearing testimony on a complaint lodged against an Employee of the Public Body or against Legal Counsel for the Public Body to Determine Its Validity.** Upon roll call, Trustees voted as follows:

AYES: 6 – Johnson, Richards, Cesario, Ottenheimer, Bocek, Weidenfeld
NAYS: 0 – None
Motion declared carried.

The Board moved to Executive Session from 8:01 P.M. until 9:13 P.M.

ADJOURNMENT

Moved by Cesario, seconded by Bocek, to adjourn the meeting. Upon voice vote, the motion was unanimously declared carried. The meeting was adjourned at 9:14 P.M.

_____
Janet M. Sirabian, Village Clerk

APPROVED BY ME THIS ___16th_____DAY OF ___March___ 2026

_____
Village President

DRAFT

AGENDA ITEM SUMMARY

BUFFALO GROVE VILLAGE BOARD

Regular Meeting: March 16, 2026

AGENDA ITEM 3.a.
Approval of Warrant #1392

Contacts

Liaison: Trustee Cesario
Staff: Chris Black

Staff Recommendation

Staff recommends approval.

Recommended Motion

I move to approve Warrant #1392 in the amount of $11,031,709.87

Summary

Warrant #1392 in the amount of $11,031,709.87

Strategic Alignment

Guiding Principle

Principle 1: Financially Responsible and Sound

Goal

Goal 1: Maintained effective village government: fiscally responsible and providing outstanding, responsive services

File Attachments

1. Summary Warrant 1392

VILLAGE OF BUFFALO GROVE WARRANT #1392
16-Mar-26

General Fund:	**1,812,184.81**
Parking Lot Fund:	**900.08**
Motor Fuel Tax Fund:	**0.00**
Debt Service Fund:	**0.00**
School & Park Donations:	**0.00**
Lake Cook Rd TIF Fund:	**36,335.15**
Capital Projects-Facilities:	**1,253,301.18**
Capital Projects-Vehicles/Equipment:	**193,768.45**
Capital Projects-Streets:	**807,189.24**
Retiree Health Savings (RHS):	**975.12**
Water Fund:	**2,545,491.00**
Buffalo Grove Golf Fund:	**115,864.76**
Arboretum Golf Fund:	**193,844.00**
Refuse Service Fund:	**43,939.91**
Information Technology Internal Service Fund:	**301,105.05**
Central Garage Internal Service Fund:	**133,870.67**
Building Maintenance Internal Service Fund:	**126,961.04**
	7,565,730.46
PAYROLL PERIOD ENDING 2/12/2026	**1,151,935.78**
PAYROLL PERIOD ENDING 2/26/2026	**1,170,504.69**
PAYROLL PERIOD ENDING 3/12/2026	**1,143,538.94**
TOTAL WARRANT #1392	**11,031,709.87**

APPROVED FOR PAYMENT BY THE PRESIDENT AND BOARD OF TRUSTEES OF THE VILLAGE OF BUFFALO GROVE, ILLINOIS

Village Clerk

Village President

AGENDA ITEM SUMMARY

BUFFALO GROVE VILLAGE BOARD

Regular Meeting: March 16, 2026

AGENDA ITEM 8.a. O-2026-21
Ordinance Amending Parking Restrictions To Checker Drive Near Arlington Heights Road

Contacts

Liaison: Trustee Weidenfeld
Staff: Briget Schwab

Staff Recommendation

Staff recommends approval.

Recommended Motion

I move to approve the ordinance amending parking restrictions on Checker Drive at Arlington Heights Road.

Summary

Background

The Lake County Division of Transportation (LC DOT) is currently working to complete reconstruction of Arlington Heights Road. The work includes layout changes at the intersection with Checker Drive which includes a striped approach median and protected left turn lane for westbound Checker Drive traffic. These adjustments were made to better comply with current roadway design and traffic control standards which have been shown to improve traffic safety and flow. Implementing this new configuration requires on-street parking restrictions to be extended along the north side of Checker Drive.

Analysis

Parking restrictions are codified under Chapter BG-11 of the Municipal Code which currently contains parking restrictions for on-street parking along the entire south side of Checker Drive and restrictions on the north side within 75 feet of the Arlington Heights Road intersection. The proposed restrictions would extend north side no parking across the frontage of four residences. Temporary parking restrictions are currently in place while the area is included as part of the Arlington Heights Road work zone. Neither the current temporary restrictions nor the proposed restrictions affect service and delivery vehicles so long as they utilize appropriate warning lights to notify motorists during their operations.

Engineering supports Lake County's revised lane configuration because it provides a meaningful safety benefit at the intersection by separating turning vehicles from through traffic and

reducing the potential for rear-end and turning-related conflicts. Unfortunately, this configuration impacts adjacent residents by removing on-street parking locations along their home frontage. While Lake County previously conducted multiple outreach efforts prior to construction, Engineering has reached out to each of the affected homes to ensure they understand the revised post-construction on-street parking restrictions on Checker Drive. The area will be signed appropriately in coordination with LC DOT's work.

Strategic Alignment

Guiding Principle

Principle 5: Partnership with Local Districts
Principle 6: Engages Our Residents
Principle 7: Builds Our Community

Goal

Goal 2: Enhanced, beautiful, safe and sustainable neighborhoods

File Attachments

1. DRAFT Ordinance - Parking Restrictions on Checker Drive
2. EXHIBIT Map - Checker Dr Parking Restrictions

smart. with heart.
50 Raupp Blvd, Buffalo Grove, IL 60089 847-459-2500 vbg.org

ORDINANCE 2026-xxx

AN ORDINANCE AMENDING PARKING RESTRICTION CHANGES ON CHECKER DRIVE NEAR ARLINGTON HEIGHTS ROAD

WHEREAS the Village of Buffalo Grove is a home rule unit pursuant to the Illinois Constitution of 1970; and

WHEREAS the Lake County Division of Transportation (LC DOT) is nearing completion of construction of the Arlington Heights Road Reconstruction Project. As part of this project, layout changes were made to the intersection at Arlington Heights Road and Checker Drive in the interests of safety and efficiency of the intersection traffic. The layout changes require an expansion of parking restrictions on Checker Drive; and

WHEREAS the Village seeks to amend the Village of Buffalo Grove Municipal Code to provide for safe and efficient traffic flow along Checker Drive; and

WHEREAS the recommendations of the Village Engineer have been presented to the Corporate Authorities.

NOW THEREFORE BE IT ORDAINED by the President and Board of Trustees of the Village of Buffalo Grove, Cook and Lake Counties, Illinois, as follows:

SECTION 1. The foregoing recitals are hereby adopted and incorporated and made a part of this Ordinance as if fully set forth herein.

SECTION 2. Line 36 of Section 1308 of Article XIII of Chapter BG-11 of Title 10 of the Village of Buffalo Grove Municipal Code is hereby amended by adding thereto the following portions as shown by the underlined and highlighted text and removing the following portions as shown by the ~~struck through~~ text below as follows:

> 36. On the north curbline of Checker Drive starting at ~~Arlington Heights Road and ending at a point seventy-five feet east~~ the east lot line of 307 Checker Drive and ending at Arlington Heights Road.

SECTION 3. If any section, paragraph, clause or provision of this Ordinance shall be held invalid, the invalidity thereof shall not affect any other provision of this Ordinance.

SECTION 4. This Ordinance shall be in full force and effect from and after its passage and approval and shall be codified.

smart. with heart.
50 Raupp Blvd, Buffalo Grove, IL 60089 847-459-2500 vbg.org

AYES: _____
NAYES: _____
ABSENT: _____
PASSED: _____, 2026
APPROVED: _____, 2026
PUBLISHED: _____, 2026

ATTEST:

_____
Janet M. Sirabian, Village Clerk

APPROVED:

_____
Eric N. Smith, Village President

DRAFT

GISConsortium **EXHIBIT** - Amending Parking Restrictions To Checker Drive Near Arlington Heights Road

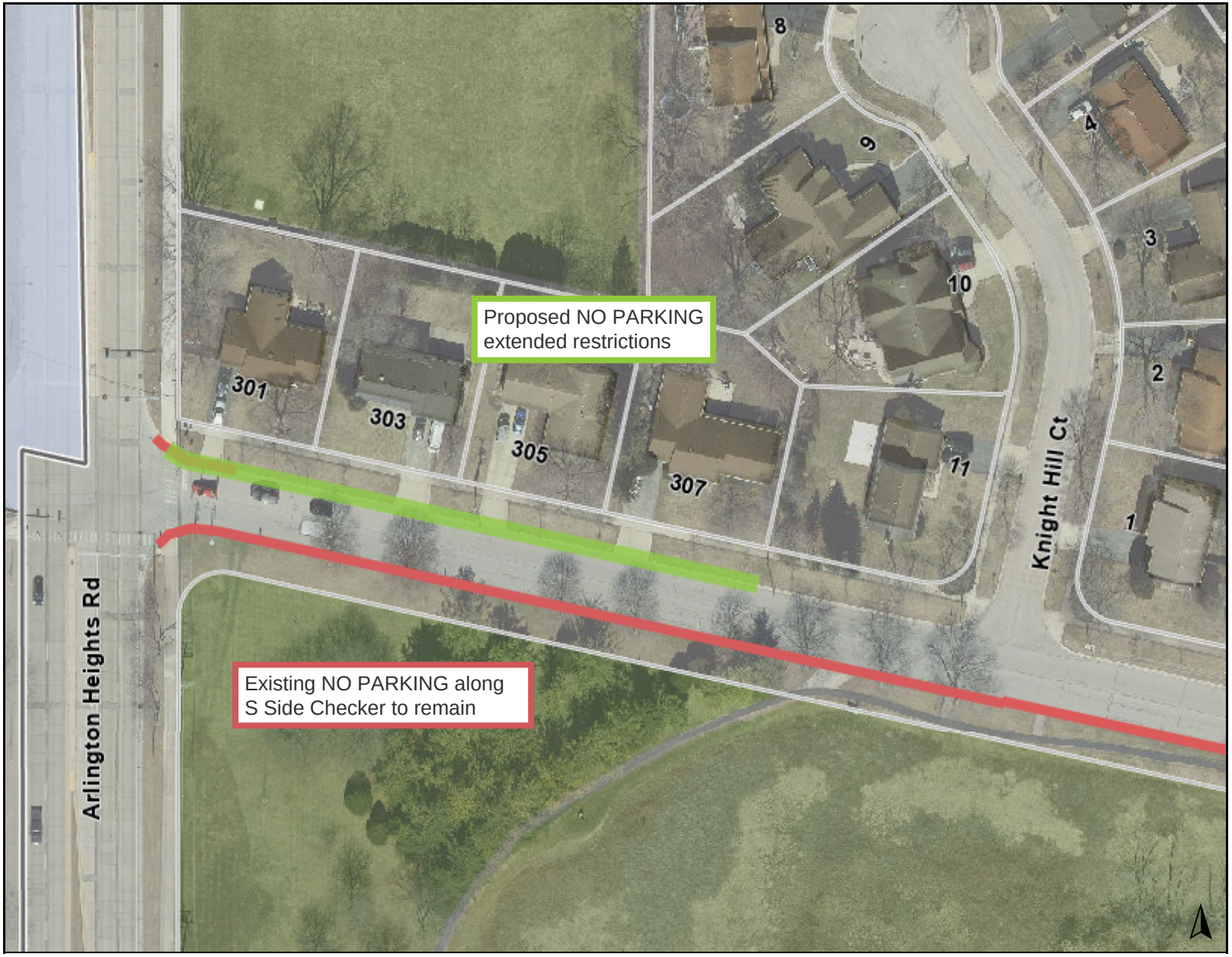

Legend

Existing on-street parking restrictions

Proposed on-street parking restrictions

0 150 300 ft

Print Date: 2/26/2026

Notes

Disclaimer: The GIS Consortium and MGP Inc. are not liable for any use, misuse, modification or disclosure of any map provided under applicable law. This map is for general information purposes only. Although the information is believed to be generally accurate, errors may exist and the user should independently confirm for accuracy. The map does not constitute a regulatory determination and is not a base for engineering design. A Registered Land Surveyor should be consulted to determine precise location boundaries on the ground.

AGENDA ITEM SUMMARY

BUFFALO GROVE VILLAGE BOARD

Regular Meeting: March 16, 2026

AGENDA ITEM 8.b. O-2026-22
Ordinance Authorizing Purchase of a Breathing Air Compressor and Fill Station from Air One Equipment.

Contacts

Liaison: Trustee Richards
Staff: Lawrence Kane

Staff Recommendation

Staff recommends approval.

Recommended Motion

Staff reccomends approval.

Summary

See attached.

Strategic Alignment

Guiding Principle

Principle 1: Financially Responsible and Sound
Principle 2: Outstanding Village Services
Principle 3: Plan and Invest in the Future
Principle 4: High Performing Village Team

Goal

Goal 1: Maintained effective village government: fiscally responsible and providing outstanding, responsive services

File Attachments

1. Memo - Air One Equipment
2. DRAFT Ordinance - Air One Equipment
3. Air One Quote Compressor

MEMORANDUM

DATE: March 16, 2026

TO: Village Manager Dane Bragg

FROM: Fire Chief Lawrence Kane

SUBJECT: Purchase of SCBA Compressor and Fill Station from Air One Equipment

RECOMMENDATION

Staff recommends approval of an ordinance authorizing the Village Manager to purchase a self-contained breathing apparatus (SCBA) compressor and fill station from Air One Equipment in an amount not to exceed $75,235 pending Village Attorney approval. This amount is inclusive of a 10% contingency controlled by the Village Manager. The pricing received for these items is obtained because of Air One participating in the Houston Galveston Area Council (HGAC) purchasing cooperative EE11-24 related to MSA products which is inclusive of the fill station and compressor.

BACKGROUND

The SCBA requires specific filling techniques to safely replenish used air cylinders providing quality air, delivered in the appropriate manner all while protecting the filler in the event of a malfunction. The items identified on the attached quote meet or exceed the requirements of NFPA 1989, the Standard on Breathing Air Quality for Emergency Services Respiratory Protection. The items specified in the attached quote are necessary to meet the standard as well as keep our members safe.

The selected model of fill station and compressor is like the make and model at Station 26. Having similar units at various stations assists in enhancing end user safety as well as simplifying the filling process while reducing required training time on the unit. The unit selected is a Mako compressor and fill station. Pricing for the equipment is identified as the best possible price due to the participation in HGAC cooperative pricing program.

Staff requests to purchase the Mako SCBA compressor and fill station from Air One Equipment, an HGAC member, in an amount not to exceed $75,235 ($68,395 for equipment + $6,840 Village Manager controlled contingency). This purchase will be completed after review and approval by the Village Attorney. The use of contingency funds is not likely but is accounted for in the event miscellaneous changes need to be made to facilitate final installation.

FINANCIAL IMPACT

The requested $75,235 is a planned expenditure in the Station 25 project from the owner supplied items.

APPENDICES

a. Air One Equipment Ordinance
b. Air One Equipment Quote Compressor

ORDINANCE 2026-xxx

AN ORDINANCE AUTHORIZING PURCHASE OF A BREATHING AIR COMPRESSOR AND FILL STATION FROM AIR ONE EQUIPMENT.

WHEREAS the Village of Buffalo Grove is a home rule unit pursuant to the Illinois Constitution of 1970; and

WHEREAS the Village of Buffalo Grove Fire Department requires a breathing air compressor and fill station; and

WHEREAS the Village of Buffalo Grove will make this purchase in accordance with the Illinois Governmental Joint Purchasing Act (30 ILCS 525/0.01 et seq.).

NOW THEREFORE BE IT ORDAINED by the President and Board of Trustees of the Village of Buffalo Grove, Cook and Lake Counties, Illinois, as follows:

SECTION 1. The foregoing recitals are hereby adopted and incorporated and made a part of this Ordinance as if fully set forth herein.

SECTION 2. The Village Manager is authorized to purchase a breathing air compressor and fill station from Air One Equipment, through the Houston Galveston Area Council purchasing cooperative contract number EE11-24, at a price not to exceed $75,235.00, pending Village Attorney review.

SECTION 3. If any section, paragraph, clause or provision of this Ordinance shall be held invalid, the invalidity thereof shall not affect any other provision of this Ordinance.

SECTION 4. This Ordinance shall be in full force and effect from and after its passage and approval and shall not be codified.

AYES: _____
NAYES: _____
ABSENT: _____
PASSED: _____, 2026
APPROVED: _____, 2026
PUBLISHED: _____, 2026

ATTEST: APPROVED:

_____ _____
Janet M. Sirabian, Village Clerk Eric N. Smith, Village President

smart. with heart.
50 Raupp Blvd, Buffalo Grove, IL 60089 847-459-2500 vbg.org

AIR ONE EQUIPMENT, INC.

Air One Equipment, Inc.
360 Production Drive, South Elgin IL 60177
Telephone: (847) 289-9000 Fax: (847) 289-9001
website: www.aoe.net

Quotation

TO: BUFFALO GROVE FIRE DEPARTMENT
505 W. DUNDEE RD
BUFFALO GROVE, IL 60089

Date: 1/27/2026

ATTN: PAT DINSMORE

Ref: MAKO AIR COMPRESSOR

Qty	Part Number	Description	Each	Extended
1	BAM06HE3	MAKO MODEL BAM06HE3 BREATHING AIR MODULE COMPRESSOR COMPLETE WITH 4 STAGE; AIR COOLED COMPRESSOR 14.0 CFM @ 6000 PSI - 10 H.P. ELECTRIC MOTOR(208-230V/3PHASE) MK2C PURIFICATION SYSTEM(34,200CF W/70F INLET TEMP)	$33,995.00	$33,995.00
1	* CO *	ADD MAKO CO MONITORING SYSTEM TO AIR COMPRESSOR	$5,325.00	$5,325.00
		*****CO MONITOR REQUIRED TO MEET NFPA 1989 *****		
1	SCFS2	MAKO TWO POSITION CONTAINMENT FILL STATION W/4-BANK MANUAL CASCADE CONTROLS, FILL PANEL WITH GAUGES, FILLING WHIPS WITH CGA 347 THREAD AND HIGH PRESSURE REGULATOR	$12,275.00	$12,275.00
1	ADD	UPGRADE FILL STATION TO AUTOMATIC CASCADE CONTROL	$6,400.00	$6,400.00
1	UN/ISO 6000	FOUR CYLINDER UN/ISO 6000PSI STORAGE CASCADE SYSTEM	$7,200.00	$7,200.00
1	INST/FRT	DELIVERY, FREIGHT, AND INSTALLATION OF COMPLETE SYSTEM	$3,200.00	$3,200.00
			Total of All Equipment:	**68,395.00**

NOTES:

1. INCLUDES TRADE-IN AND REMOVAL OF EXISTING EQUIPMENT IF APPLICABLE
2. INCLUDES INSTALLATION OF 3" FRESH AIR INTAKE IF NEEDED
3. NFPA 1989 REQUIRES CO MONITOR
4. IN-SERVICE TRAINING PROVIDED ON DAY OF INSTALLATION
5. QUOTATION VALID FOR 30 DAYS

Thank You!

Estimated Delivery:

ON REQUEST

By: Martin Svihra

Air One Equipment, Inc.

AGENDA ITEM SUMMARY

BUFFALO GROVE VILLAGE BOARD

Regular Meeting: March 16, 2026

AGENDA ITEM 8.c.
Motion to Waive Bids and Seek Proposals for Street Light Maintenance Services

Contacts

Liaison: Trustee Weidenfeld
Staff: Chris Krase

Staff Recommendation

Staff recommends approval.

Recommended Motion

I move to approve authorization to waive bids and seek competitive proposals or negotiate for Street Light Maintenance Services.

Summary

Staff seeks authorization to waive bids and negotiate for Street Light Maintenance Services. Staff recommends taking this opportunity to explore available options and identify potential improvements to the contract structure and service delivery model.

Strategic Alignment

Guiding Principle

Principle 7: Builds Our Community

Goal

Goal 1: Maintained effective village government: fiscally responsible and providing outstanding, responsive services

File Attachments

None

AGENDA ITEM SUMMARY

BUFFALO GROVE VILLAGE BOARD

Regular Meeting: March 16, 2026

AGENDA ITEM 8.d. O-2026-23
Ordinance Authorizing a Contract with ASTI Sawing, Inc. for the 2026 Sidewalk Cutting Project

Contacts

Liaison: Trustee Weidenfeld
Staff: Briget Schwab

Staff Recommendation

Staff recommends approval.

Recommended Motion

I move to approve an Ordinance authorizing the execution of a Contract with ASTI Sawing, INC. for the 2026 Sidewalk Cutting Project.

Summary

Recommendation

Staff recommends the Village Manager be authorized to enter into a contract with ASTI Sawing, Inc. for the evaluation and corrective repairs to sidewalks along various streets for an amount not to exceed $100,000.00. This project will be funded by General Funds.

Background

Sidewalk cutting is a cost-effective way to remove vertical displacement between sidewalk panels/squares without having to remove and replace whole portions of otherwise sound concrete. Most sidewalk cutting requires staff or consultants to walk the sidewalk, identify and document needed repairs, and then provide locations for the repairs for a contractor to complete repair work. ASTI Sawing, Inc. streamlines the process and will handle all of steps starting with the evaluation and ending with compliant sidewalk with a documented location. ASTI Sawing, Inc utilizes a patented mechanical process that meets the slope standards for The Americans with Disabilities Act (ADA) and PROWAG, is clean and efficient with minimal disruption to the neighborhood.

The Village utilized ASTI Sawing, Inc. in 2025 for sidewalk cutting and was happy would the quality of work and service to the Village. ASTI has also completed this work for nearby suburbs including Arlington Heights, Mount Prospect, and Naperville with satisfactory results. The 2026 Sidewalk Cutting Project will include the evaluation of Village sidewalk within the neighborhoods north of Deerfield Parkway.

Strategic Alignment

Guiding Principle

Principle 3: Plan and Invest in the Future

Goal

Goal 1: Maintained effective village government: fiscally responsible and providing outstanding, responsive services

File Attachments

1. DRAFT Ordinance - 2026 Sidewalk Sawcutting
2. 2026 Sidewalk Cutting Project Contract

ORDINANCE 2026-xxx

AN ORDINANCE AUTHORIZING A CONTRACT WITH ASTI SAWING, INC. FOR THE 2026 SIDEWALK CUTTING PROJECT

WHEREAS the Village of Buffalo Grove is a home rule unit pursuant to the Illinois Constitution of 1970; and

WHEREAS the Village seeks to enter into a contract with ASTI Sawing, INC. for the 2026 Sidewalk Cutting Project.

NOW THEREFORE BE IT ORDAINED by the President and Board of Trustees of the Village of Buffalo Grove, Cook and Lake Counties, Illinois, as follows:

SECTION 1. The foregoing recitals are hereby adopted and incorporated and made a part of this Ordinance as if fully set forth herein.

SECTION 2. The Village Manager is authorized to execute a contract with ASTI Sawing, INC. for the 2026 Sidewalk Cutting Project at a price not to exceed $100,000, pending attorney review.

SECTION 3. If any section, paragraph, clause or provision of this Ordinance shall be held invalid, the invalidity thereof shall not affect any other provision of this Ordinance.

SECTION 4. This Ordinance shall be in full force and effect from and after its passage and approval and shall not be codified.

AYES: _____
NAYES: _____
ABSENT: _____
PASSED: _____, 2026
APPROVED: _____, 2026
PUBLISHED: _____, 2026

ATTEST:

_____
Janet M. Sirabian, Village Clerk

APPROVED:

_____
Eric N. Smith, Village President

DRAFT

2026 SIDEWALK CUTTING PROJECT

The 2026 Sidewalk Cutting Project (the "**Contract**") is entered between the Village of Buffalo Grove (hereinafter the "**Village**" or "**Owner**"), an Illinois home-rule unit of government, and ASTI Sawing, INC a [sawcutting contractor] (hereinafter the "**Contractor**") on this ___ day of __March_____, 2026 (the "**Effective Date**"). The Village and the Contractor are hereinafter sometimes collectively referred to as the "**Parties**" and individually as a "**Party**".

RECITALS

WHEREAS, the Village has solicited bids for the Work (defined below), Contractor has submitted a bid for the Work and Village has selected Contractor for the Work based on their bid; and

WHEREAS, the Contractor wishes to enter into this Contract with the Village and the Village wishes to enter into this Contract with the Contractor for the Work;

NOW THEREFORE, for and in consideration of the mutual covenants and promises herein contained, the adequacy and sufficiency of which are hereby acknowledged by the Parties, it is agreed as follows:

ARTICLE I - WORK TO BE DONE BY THE CONTRACTOR

The Village does hereby hire and contract with the Contractor to provide all the labor, equipment, materials and/or services described more thoroughly on Contract **Exhibit A** (the "**Work**") which is incorporated into the Contract by this reference.

ARTICLE II - CONTRACT DOCUMENTS

The following exhibits are attached hereto and incorporated herein by this reference:

Contract Exhibit A – Description of the Work
Contract Exhibit B – Schedule of Prices
Contract Exhibit C – Performance and Payment Bond
Contract Exhibit D – Partial Lien Waiver
Contract Exhibit E – Final Lien Waiver

If any term or provision of this Contract shall conflict with any term or provision of the exhibits referenced above, the terms and provisions of the exhibit shall control.

ARTICLE III - CONTRACT AMOUNT

The Village agrees to pay the Contractor for the proper and timely performance of the Work in strict accordance with this Contract as detailed in **Contract Exhibit B (**the **"Schedule of Prices")** Unless explicitly provided otherwise in this Contract, the detailed sums shall be the full and exclusive compensation owed to the Contractor for the Work; and Contractor may not seek additional payments from the Village.

The Village of Buffalo Grove reserves the right to reject a proposed price increase and terminate the Contract.

ARTICLE IV – APPLICATION FOR PAYMENT

The Contractor shall be paid at most once a month and only after providing the Village the following:

1. An executed and notarized Contractor's Sworn Statement in a form similar to AIA G702 or AIA G703;
2. Either a partial or final lien waiver from every subcontractor, sub-subcontractor, or materialman in substantially the same form as attached here as **Contract Exhibit D** and **Contract Exhibit E**;
3. Certified payroll necessary for the Prevailing Wage Act; and

All payments under this Contract must be approved by the Village's Board at regularly scheduled meetings. The Village reserves the right to request any receipts, invoices, proof of payments as the Village, in its sole discretion, may deem necessary to justify the payment requested *prior* to paying the requested payment. The Contractor shall furnish with his final application for payment a Final Lien Waiver from itself and, if not already provided, from every subcontractor and materialman of the Work.

The Contractor acknowledges that the Village is a unit of local government and that all payments under the Contract are subject to the Local Government Prompt Payment Act, 50 ILCS 505 et seq. To that extent, the Village shall have forty-five calendar (45) days from receipt of a bill or invoice to pay the same before it is considered late under the Contract. Interest, if any, charged for any late payments will be subject to the interest rate caps specified in the Prompt Payment Act.

ARTICLE V – CONTRACT TIME

Term. The Contractor shall fully, and not substantially, complete all the Work and the Work shall be accepted by the Director of Public Works, provided that acceptance by the Director of Public Works shall not be unreasonably delayed, on or before October 1, 2026.

If the Contractor shall fail to complete the work within the Contract Time which shall include any proper extension granted by the Village, the Contractor shall pay to the Village an amount equal to Five Hundred dollars ($500) per calendar day for each day past the Contract Time until final acceptance by the Village, as liquidated damages and not as a penalty.

Termination of Contract. The Contract may be terminated, in whole or in part, by either party if the other party substantially fails to fulfill its obligations under the Contract through no fault of the terminating party; or the Village may terminate the Contract, in whole or in part, for its convenience. However, no such termination may be effected unless the terminating party gives the other party: (1) not less than thirty (30) calendar days written notice by certified mail of intent to terminate, and (2) an opportunity for a meeting with the terminating party before termination.

ARTICLE VI – PERFORMANCE and PAYMENT BOND

The Contractor shall provide the Village with a performance and payment bond in substantially the same form as on **Contract Exhibit C** (the "**Performance and Payment Bond**") prior to Contractor beginning any Work and within 10 calendar days of the Notice of Award sent to the Contractor.

ARTICLE VII – ACCIDENT PREVENTION

The Contractor shall exercise every precaution at all times to protect itself, the property of the Village and the property of others. The safety provision of all applicable laws and ordinances shall be strictly observed by the Contractor at all times. Any practice deemed hazardous or dangerous by the Director of Public Works or his authorized representatives shall be immediately discontinued by the Contractor upon receipt of instructions from the Director of Public Works or his authorized representatives. To the fullest extent permitted by law, the Contractor shall be solely responsible for all safety-related matters.

ARTICLE VIII – INDEMNIFICATION

To the fullest extent permitted by law, the Contractor agrees to defend, pay on behalf of, indemnify, and hold harmless the Village, its elected and appointed officials, agents, employees and volunteers and others working on behalf of the Village against any and all claims, demands, suits or loss, including all costs connected therewith, and for any damages which may be asserted, claimed or recovered against or from the Village, its elected and appointed officials, agents, employees and volunteers and others working on behalf of the Village, by reason of personal injury, including bodily injury and death, and/or property damage, whether damage to property of the Village or of a third party, including loss of use thereof, which arises out of or is in any way connected or associated with the Contract and the Work.

ARTICLE IX – CONTRACTORS INSURANCE

Contractor shall procure and maintain, for the duration of the Contract and any maintenance period, insurance against claims for injuries to persons or damages to property, which may arise from or in connection with the performance of the work hereunder by the Contractor, his agents, representatives, employees or subcontractors.

A. Minimum Scope of Insurance: Coverage shall be at least as broad as:

Insurance Services Office Commercial General Liability occurrence form CG 0001 with the Village of Buffalo Grove named as additional insured on a primary and non-contributory basis. This primary, non-contributory additional insured coverage shall be confirmed through the following required policy endorsements: ISO Additional Insured Endorsement CG 20 10 or CG 20 26 and CG 20 01 04 13

1. Insurance Services Office Commercial General Liability occurrence form CG 0001 with the Village named as additional insured, on a form at least as broad as the ISO Additional Insured Endorsement CG 2010 and CG 2026
2. Insurance Service Office Business Auto Liability coverage form number CA 0001, Symbol 01 "Any Auto."
3. Workers' Compensation as required by the Labor Code of the State of Illinois and Employers' Liability insurance.
4. Owners and Contractors Protective Liability (OCP) policy with the Village of Buffalo Grove as insured.
5. Builder Risk Property Coverage with Village as loss payee

B. Minimum Limits of Insurance: Contractor shall maintain limits no less than:

1. Commercial General Liability: $1,000,000 combined single limit per occurrence for bodily injury, personal injury and property damage. The general aggregate shall be twice the required occurrence limit. Minimum General Aggregate shall be no less than $2,000,000 or a project/contract specific aggregate of $1,000,000.
2. Business Automobile Liability: $1,000,000 combined single limit per accident for bodily injury and property damage.
3. Workers' Compensation and Employers' Liability: Workers' Compensation coverage with statutory limits and Employers' Liability limits of $500,000 per accident.
4. Owners and Contractors Protective Liability (OCP): $1,000,000 combined single limit per occurrence for bodily injury and property damage.
5. Builder's Risk: Shall insure against "All Risk" of physical damage, including water damage (flood and hydrostatic pressure not excluded), on a completed replacement cost basis.

C. Deductibles and Self-Insured Retentions

Any deductibles or self-insured retentions must be declared to and approved by the Village. At the option of the Village, either: the insurer shall reduce or eliminate such deductibles or self-insured retentions as it respects the Village, its officials, agents, employees and volunteers; or the Contractor shall procure a bond guaranteeing payment of losses and related investigation, claim administration and defense expenses.

D. Other Insurance Provisions

The policies are to contain, or be endorsed to contain, the following provisions:

1. General Liability and Automobile Liability Coverages:
    a. The Village, its officials, agents, employees and volunteers are to be covered as insureds as respects: liability arising out of activities performed by or on behalf of the Contractor; products and completed operations of the Contractor; premises owned, leased or used by the Contractor; or automobiles owned, leased, hired or borrowed by the Contractor. The coverage shall contain no special limitations on the scope of protection afforded to the Village, its officials, agents, employees and volunteers.
2. The Contractor's insurance coverage shall be primary and non-contributory as respects the Village, its officials, agents, employees and volunteers. Any insurance or self-insurance maintained by the Village, its officials, agents, employees and volunteers shall be excess of Contractor's insurance and shall not contribute with it.
3. Any failure to comply with reporting provisions of the policies shall not affect coverage provided to the Village, its officials, agents, employees and volunteers.
4. The Contractor's insurance shall contain a Severability of Interests/Cross Liability clause or language stating that Contractor's insurance shall apply separately to each insured against whom claim is made or suit is brought, except with respect to the limits of the insurer's liability.
5. If any commercial general liability insurance is being provided under an excess or umbrella liability policy that does not “follow form,” then the Contractor shall be required to name the Village, its officials, employees, agents and volunteers as additional insureds
6. All general liability coverages shall be provided on an occurrence policy form. Claims-made general liability policies will not be accepted.
7. The contractor and all subcontractors hereby agree to waive any limitation as to the amount of contribution recoverable against them by the Village. This specifically includes any limitation imposed by any state statute, regulation, or case law including any Workers’ Compensation Act provision that applies a limitation to the amount recoverable in contribution such as Kotecki v. Cyclops Welding

E. All Coverages:

1. No Waiver. Under no circumstances shall the Village be deemed to have waived any of the insurance requirements of this Contract by any act or omission, including, but not limited to:
    a. Allowing work by Contractor or any subcontractor to start before receipt of Certificates of Insurance and Additional Insured Endorsements.
    b. Failure to examine, or to demand correction of any deficiency, of any Certificate of Insurance and Additional Insured Endorsement received.
2. Each insurance policy required shall have the Village expressly endorsed onto the policy as a Cancellation Notice Recipient. Should any of the policies be cancelled before the expiration date thereof, notice will be delivered in accordance with the policy provisions.

F. Acceptability of Insurers

Insurance is to be placed with insurers with a Best's rating of no less than A-, VII and licensed to do business in the State of Illinois.

G. Verification of Coverage

Contractor shall furnish the Village with certificates of insurance naming the Village, its officials, agents, employees, and volunteers as additional insured's and with original endorsements, affecting coverage required herein. The certificates and endorsements for each insurance policy are to be signed by a person authorized by that insurer to bind coverage on its behalf. The certificates and endorsements are to be received and approved by the Village before any work commences. The Village reserves the right to request full certified copies of the insurance policies and endorsements.

The Certificate of Insurance shall state the Village of Buffalo Grove has been endorsed as an "additional insured" by the Vendor's insurance carrier. Specifically, this Certificate must include the following language: **"The Village of Buffalo Grove, and it's respective elected and appointed officials, employees, agents, consultants, attorneys and representatives, are, and have been endorsed, as an additional insured under the above reference policy number_____ on a primary and non-contributory basis for general liability and automobile liability coverage for the duration of the agreement term."**

H. Subcontractors

Contractor shall include all subcontractors as insured's under its policies or shall furnish separate certificates and endorsements for each subcontractor. All coverage's for subcontractors shall be subject to all of the requirements stated herein.

I. Assumption of Liability

The contractor assumes liability for all injury to or death of any person or persons including employees of the contractor, any subcontractor, any supplier or any other person and assumes liability for all damage to property sustained by any person or persons occasioned by or in any way arising out of any work performed pursuant to the Contract.

J. Workers' Compensation and Employers' Liability Coverage

The insurer shall agree to waive all rights of subrogation against the Village of Buffalo Grove, its officials, employees, agents and volunteers for losses arising from work performed by Contractor for the municipality.

K. Failure to Comply

In the event the Contractor fails to obtain or maintain any insurance coverage's required under this contract, The Village may purchase such insurance coverage's and charge the expense thereof to the Contractor.

ARTICLE X – CERTIFICATE OF AUTHORITY AND SURETY CERTIFICATE

The Contractor shall furnish the Village with a current Certificate of Authority or Surety Certificate issued by the Illinois Department of Insurance for the bonding company and insurance company they are using. In lieu of a Certificate of Authority of Surety Certificate, the Contractor may provide certificate of good standing from the Illinois Department of Insurance's website.

ARTICLE XI – COPYRIGHTS AND LICENSES

The Contractor agrees that all documents of any kind whatsoever, and in whatever medium expressed, prepared by the Contractor and the Contractor's consultants in connection with the Work (collectively, the "**Documents**") or otherwise pursuant to this Contract and all rights therein (including trademarks, trade names, rights or use, copyrights and/or other proprietary rights) shall be and remain the sole property of the Village (regardless of whether the Village or the Contractor terminates this Contract for any reason whatsoever). The Contractor hereby agrees that the Documents are or shall be deemed to be "Works for Hire" within the meaning of Section 101 of the Copyright Act, and the Contractor hereby assigns to the Village all right, title and interest therein. Notwithstanding, the Contractor shall indemnify and hold harmless the Village, its appointed and elected officials, employees, agents and volunteers from and against all claims, damages, losses, and expenses (including attorneys' fees and court and arbitration costs) arising out of any infringement of patent rights or copyrights incident to the Documents and the Work.

ARTICLE XII – NOTICE

All notices, demands, requests, consents, approvals and other communications required or permitted to be given hereunder (a "**Notice**") shall be in writing and shall be deemed effective three (3) business days after mailing if mailed by certified mail with return receipt requested and immediately if served personally, and shall be addressed to the following:

IF TO THE VILLAGE:	Village of Buffalo Grove 50 Raupp Blvd Buffalo Grove, IL 60089 bfschwab@vbg.org ATTN: Briget Schwab, PE, Village Engineer
WITH COPIES TO:	Cc: pbrankin@schainbanks.com Cc:tcwisniewski@vbg.org
IF TO THE CONTRACTOR:	ASTI Sawing, INC 7454 US Hwy 18-151 Barneveld, WI 53507 astisawing@gmail.com 469-934-3475 ATTN: Dave Sollie, General Manager

ARTICLE XIII – CHANGE ORDERS

If the Village requests any change to the Work the Village shall do so by delivering Notice of the same to the Contractor and the change requested by the Village shall be effective upon receipt of the Notice by the Contractor. The Contractor may propose a change to the Work by delivering Notice of the proposed change along with a description of the changes full effect on the Work to the Village; provided, such requested change shall not be deemed accepted until the Village has delivered to the Contractor Notice of the same. Prior to approving a proposed change to the Work by the Contractor, the Village may request such additional documentation as it deems necessary to investigate the proposed change. The Contractor shall be responsible for informing all its employees and subcontractors of any changes to the Work, whether such change is requested by the Contractor or the Village.

ARTICLE XIV – NOTICE OF STARTING WORK

The Contractor shall provide Notice to the Village prior to the Contractor, or its employees or subcontractors, starting the Work or any phase of the Work.

ARTICLE XV – SEQUENCE OF THE WORK

The Director of Public Works shall have the power to direct the order and sequence of the Work. On any major portion of the Work, all accessories shall be set coincident with the main construction. Payment for major portions of the Work may be withheld until proper completion of accessories.

ARTICLE XVI – SUPERVISION

The Director of Public Works shall have override power to superintend and direct the Work, and the Contractor shall perform all of the Work herein specified to the satisfaction, approval and acceptance of the Director of Public Works. The Contractor shall have at all times a competent foreman or superintendent at the Work's site, who shall have full authority to act for the Contractor and to receive and execute orders from the Director of Public Works, and any instructions given to such superintendant or person, executing work for the Contractor, shall be binding on the Contractor as though it was personally given to the Contractor.

ARTICLE XVII – STANDARD OF WORK AND WORKERS

The Contractor shall employ competent staff and shall discharge, at the request of the Director of Public Works, any incompetent, unfaithful, abusive or disorderly workers in its employ. Where experts or skilled workers must be employed, only expert or skilled workers shall be employed.

ARTICLE XVIII – CONDITIONS OF THE WORK SITE

The Contractor shall provide and maintain such sanitary accommodations for the use of its employees as may be necessary to comply with the State and local Board of Health requirements. Public nuisances will not be permitted. The Contractor shall leave said Work's site(s) in the best possible condition to the complete satisfaction of the Director of Public Works. No vehicles of any kind shall be placed, parked, or operated upon any grass areas at any time except as authorized by the Director of Public Works or his authorized representative. Further, the Contractor shall exercise every precaution for the protection of all persons and all property. The safety provisions of all-applicable laws and ordinances shall be strictly observed. Any practice hazardous in the opinion of the Director of Public Works or his authorized representatives shall be immediately discontinued by the Contractor upon his receipt of instructions from the Director of Public Works or his authorized representative. To the maximum extent permitted by law, the Contractor shall be responsible for all safety-related matters.

ARTICLE XIX – WARRANTY PERIOD

All material and workmanship shall be warranted and guaranteed according to manufacturer's recommendation after inspection and approval by the Director of Public Works or his designated representative. All work performed by the Contractor shall be warranted by the Contractor following completion and final acceptance of the Work for a period of twelve (12) months from the date of final, and not substantial, completion.

ARTICLE XX – ACCIDENTS

In the event of any accident of any kind that involves the general public or property of the Village or a third party, the Contractor shall immediately notify the Director of Public Works by phone as well as provide Notice of the same. The Notice shall include a full accounting of all details of the accident. The Contractor shall furnish the Village with copies of all reports of such accidents at the same time that the reports are forwarded to any other interested parties.

ARTICLE XXI – NO ASSIGNMENT

If the Contractor sublets or assigns any part of the Work then the Contractor shall not under any circumstances be relieved of its liabilities hereunder. All transactions of the Village shall be with the Contractor. Subcontractors shall be recognized only in the capacity of employees or workmen and shall be subject to the same requirements as to character and competence. The Contractor shall not assign, transfer, convey, sell or otherwise dispose of the whole or any part of this Contract to any person, firm or corporation without written consent of the Director of Public Works or his authorized representative.

ARTICLE XXII – DEFAULT

The following shall constitute a default an "**Event of Default**" by the Contractor under this Contract:

A. If the Contractor shall fail to strictly observe or perform one or more of the terms, conditions, covenants and agreements of this Contract;

B. If there shall be placed on any property owned by the Village any mechanics', materialmens' or suppliers' lien;

C. If there shall be instituted any proceeding against the Contractor seeking liquidation, dissolution or similar relief and the same shall not be dismissed within forty-five (45) calendar days;

D. If there shall be appointed any trustee, receiver or liquidator of the Contractor and such appointment shall not have been vacated within forty-five (45) calendar days; and

E. If the Contractor fails to maintain or obtain any and all permits, licenses and the like, if any, required by the Village, State or Federal governments for the Work.

Upon any Event of Default the Village shall have the option of (**i**) terminating the Contract; (**ii**) pursuing any remedy available to it at law or in equity; or (**iii**) pursuing both simultaneously. In addition, upon an Event of Default, the Village may withhold payments due to the Contractor until it has hired a replacement of the Contractor and deducted all costs of hiring a replacement.

ARTICLE XXIII – DELAYS

The Contractor shall not be liable in damages for delays in performance when such delay is the result of fire, flood, strike, acts of God, or by any other circumstances which are beyond the control of the Contractor; provided, however, under such circumstances the Village may, at its option, cancel the Contract.

ARTICLE XXIV – COMPLIANCE WITH LAWS

The Contractor shall comply with all applicable laws, regulations and rules promulgated by any federal, state, local, or other governmental authority or regulatory body pertaining to all aspects of the Work, now in effect, or which may become in effect during the performance of the Work. The scope of the laws, regulations, and rules referred to in this paragraph includes, but is in no way limited to, the Illinois Human Rights Act, Illinois Equal Pay Act of 2003, Occupational Safety & Health Act along with the standards and regulations promulgated pursuant thereto (including but not limited to those safety requirements involving work on elevated platforms), all forms of traffic regulations, public utility, Interstate and Intrastate Commerce Commission regulations, Workers' Compensation Laws, Public Construction Bond Act, Public Works Preference Act, Employment of Illinois Workers on Public Works Act, USA Security Act, federal Social Security Act (and any of its titles), and any other law, rule or regulation of the Illinois Department of Labor, Department of Transportation, Illinois Environmental Protection Act, Illinois Department of Natural Resources, Illinois Department of Human Rights, Human Rights Commission, EEOC, and the Village of Buffalo Grove. Notwithstanding the following, the Contractor shall particularly note that:

A. NO DISCRIMINATION – The Contractor shall comply with the provisions of the Illinois Public Works Employment Discrimination Act and the Illinois Human Rights Act/Equal Opportunity Clause which, pursuant to Illinois law, are deemed to be part of this Contract.

B. FREEDOM OF INFORMATION - The Contractor agrees to furnish all documentation related to the Contract, the Work and any documentation related to the Village required under an Illinois Freedom of Information Act (ILCS 140/1 et. seq.) ("**FOIA**") request within five (5) calendar days after the Village issues Notice of such request to the Contractor. The Contractor agrees to defend, indemnify and hold harmless the Village, and agrees to pay all reasonable costs connected therewith (including, but not limited to attorney's and witness fees, filing fees and any other expenses) for the Village to defend any and all causes, actions, causes of action, disputes, prosecutions, or conflicts arising from Contractor's actual or alleged violation of FOIA or the Contractor's failure to furnish all documentation related to a FOIA request within five (5) calendar days after Notice from the Village for the same. Furthermore, should the Contractor request that the Village utilize a lawful exemption under FOIA in relation to any FOIA request thereby denying that request, Contractor agrees to pay all costs connected therewith (such as attorneys' and witness fees, filing fees and any other expenses) to defend the denial of the request. This defense shall include, but not be limited to, any challenged or appealed denials of FOIA requests to either the Illinois Attorney General or a court of competent jurisdiction.

C. ILLINOIS WORKERS ON PUBLIC WORKS ACT - To the extent applicable, the Contractor shall comply with the Illinois Workers on Public Works Act, 30 ILCS 570/1 et seq., and shall provide to the Village any supporting documentation necessary to show such compliance.

D. NOT A BLOCKED PERSON - The Contractor affirms and covenants that neither the Contractor nor any individual employed by the Contractor for this Work or under this Contract is a person forbidden from doing business with a unit of local government under Executive Order No. 13224 (Sept 23, 2001), 66 Fed.Reg. 49,079 (Sept 23, 2001) or is a person registered on the Specially Designated Nationals and Blocked Persons List. The Contractor shall indemnify the Village from all costs associated with failure to comply with this paragraph.

E. SUBSTANCE ABUSE PREVENTION ON PUBLIC WORKS ACT - The Contractor knows, understands and acknowledges its obligations under the Substance Abuse Prevention on Public Works Act (820 ILCS 265/1 et seq.), and shall comply and require all subcontractors and lower tiered contractors to comply with the requirements and provisions thereof.

F. PREVAILING WAGE ACT - The Village is an Illinois unit of local government and the Work hereunder is subject to the Illinois Prevailing Wage Act, 820 ILCS 130/0.01, et seq.

Pursuant to PA 100-1177 the Illinois Department of Labor (IDOL) has activated an electronic database (Payroll Portal) capable of accepting and retaining certified payrolls submitted under the State of Illinois Prevailing Wage Act (820 ILCS/130/1). All contractors and subcontractors completing work for the Village of Buffalo Grove pursuant to the Act must submit all certified payroll through the IDOL Payroll Portal.

Consequently, the Contractor and each subcontractor shall submit with their application for payment(s) the email certification received from their IDOL Payroll Portal submittal with each of their pay requests. Any delay in processing the payments due to a lack of aforementioned email certification shall not be an event of default by the Village and shall not excuse any delay by the Contractor who shall proceed with the Work as if no delay in payment has occurred. The Contractor and Village shall agree to take any further steps not outlined above to ensure compliance with the Prevailing Wage Act. Upon two business days' Notice, the Contractor and each subcontractor shall make available to the Village their records to confirm compliance with the Prevailing Wage Act. Finally, to ensure compliance with Prevailing Wage Act, the Contractor and each subcontractor shall keep for a period of not less than 5 years after the Work has been completed records of all laborers, mechanics, and other workers employed by them for the Work; the records shall include each worker's name, address, telephone number, classification or classifications, the hourly wages paid in each period, the number of hours worked each day, the starting and ending times of work each day and, when available, last four digits of the social security number

Current rates can be located on the Illinois Department of Labor website.
https://www2.illinois.gov/idol/Laws-Rules/CONMED/Pages/Rates.aspx

ARTICLE XXV – NO WAIVER OF RIGHTS

A waiver by the Village of any Event of Default or any term of provision of this Contract shall not be a waiver of the same Event of Default, another Event of Default or any other term or provision of this Contract.

ARTICLE XXVI – CONTROLLING LAW AND VENUE

This Contract is entered into in the State of Illinois, for work to be performed in the State of Illinois and shall be governed by and construed in accordance with the laws of the State of Illinois. Any legal matters or dispute shall be resolved in the Circuit Court of Cook County and the Parties hereby submit to the jurisdiction of such Circuit Court. This Contract shall be construed without regard to any presumption or other rule requiring construction against the Party causing the Contract to be drafted.

ARTICLE XXVII – MISCELLANEOUS

A. AMENDMENT – This Contract may be amended only in writing executed by both Parties.

B. NO RECORDING – This Contract, or a memorandum thereof, may not be recorded in any form by either Party. If either Party records this Contract, or a memorandum thereof, they shall immediately file a release of the same.

C. SECTION HEADINGS – The headings in the Contract are intended for convenience only and shall not be taken into consideration in any construction or interpretation of the Contract.

D. NO THIRD-PARTY BENEFICIARIES – This Contract does not confer any rights or benefits on any third party.

E. BINDING EFFECT – This Contract shall be binding and inure to the benefit of the Parties hereto, their respective legal representatives, heirs and successors-in-interest.

F. ENTIRE AGREEMENT – This Contract supersedes all prior agreements and understandings and constitutes the entire understanding between the Parties relating to the subject matter hereof.

G. SEVERABILITY - If any term, condition or provision of the Contract is adjudicated invalid or unenforceable, the remainder of the Contract shall not be affected and shall remain in full force and effect, to the fullest extent permitted by law.

H. TORT IMMUNITY DEFENSES - Nothing contained in this Contract is intended to constitute nor shall constitute a waiver of the rights, defenses, and immunities provided or available to the Village under the Local Governmental and Governmental Employees Tort Immunity Act, 745 ILCS 10 *et seq*.

I. CALENDAR DAYS AND TIME. Unless otherwise provided in this Contract, any reference in this Contract to "day" or "days" shall mean calendar days and not business days. If the date for giving of any notice required to be given, or the performance of any obligation, under this Contract falls on a Saturday, Sunday or federal holiday, then the notice or obligation may be given or performed on the next business day after that Saturday, Sunday or federal holiday.

J. COUNTERPARTS – This Contract may be executed by the Parties in any number of counterparts, each of which shall be deemed an original, but all of which together shall constitute an original instrument.

IN WITNESS WHEREOF, the Parties hereto have caused the Contract to be executed as of the Effective Date.

Village of Buffalo Grove, an Illinois home-rule unit of government	**ASTI Sawing, INC.** [A Wisconsin concrete sawcutting company]
By:_____ Name: Dane Bragg Title: Village Manager	By:_____ Name: _____ Title: _____

CONTRACT EXHIBIT A& B- DESCRIPTION OF THE & WORK SCHEDULE OF PRICES

See following Proposal from ASTI Sawing, INC.



ASTI Sawing, Inc.

2/2/2026

Adam Dow, Civil Engineer II
Village of Buffalo Grove
1650 Leider Ln
Buffalo Grove, IL 60089

Re: 2026 Sidewalk Saw Cutting Proposal

Adam,

ASTI Sawing, Inc. appreciates the opportunity to provide the Village of Buffalo Grove with a proposal to remove the sidewalk trip hazards by horizontal saw cutting. The work will be completed using our patented mechanical process that meets the slope standards for The Americans with Disabilities Act (ADA) and PROWAG, is clean and efficient with minimal disruption to the neighborhood.

The following pages includes an introduction, ASTI Sawing's patented technology used to perform the horizontal saw cutting, our experience, sidewalk surveying and cutting specifications, project details and 2026 Sidewalk Saw Cutting Proposal.

Sincerely,

Dave Sollie

Dave Sollie
ASTI Sawing, Inc.
7454 US Hwy 18-151
Barneveld, WI 53507
469-934-3475
astisawing@gmail.com

ASTI SAWING

ASTI Sawing's patented saw cutting technology has proven to be an industry leader since 2009. As the industry leader in removing sidewalk trip hazards with our mechanical technology and price, there are no other methods that are as consistent, clean and efficient that reduces the legal liability associated with sidewalk trip hazards.

The Americans with Disabilities Act (ADA) of 1990 defines a "trip hazard" as any vertical change of over 1/4 inch or more at any joint or crack. Sidewalk trip hazards have been a nuisance in municipalities for decades. Municipalities that strive to maintain their sidewalk infrastructure with only using "Remove & Replace" remediation has been difficult and very costly all the while attempting to provide a safe environmant and avoiding costly litigation from "trip & falls".



SERVICES OFFERED

ASTI Sawing provides municipalities with sidewalk surveying and the removal of sidewalk trip hazards. A sidewalk survey is completed by gathering information that is agreed upon with the municipality. The survey typically includes street number, street name, GPS Coordinates and height/width of the trip hazard. Each trip hazard that has been removed will be recorded containing the same information as listed in the survey along with a date/time stamp. The database will be emailed daily or weekly basis according to the contractual agreement.

ASTI Sawing's patented technology (Patented # 8,733,845) to mechanically remove sidewalk trip hazards by horizontal saw cutting was invented in 2009. The mechanical system was developed from seeing a manual process with the person hand cutting on their knees. Kevin Bollinger, Vice President of ASTI Sawing, Inc. and the Patent Owner, went on a mission combining his creative thinking and engineering implementing current cutting technologies along with his vision to make the removal of sidewalk trip hazards into a mechanical process. This process eliminates the need to pre-measure each cut, allowing the preset measurement between the cutter head apparatus mounted to the guide rails producing a consistent slope for every cut. This trip hazard removing apparatus includes a saw head and blade connected to guide rail(s), which are connected to a support structure, which is connected to lift arm(s) of a vehicle. The vehicle moves the trip hazard removing apparatus between trip hazards occurring between upper and lower slabs of a sidewalk, placing it on the lower slab adjacent to and in contact with a trip hazard, and lifting it after removing the trip hazard. A trip hazard engaging mechanism automatically locates the saw blade's position and angle relative to and above the upper slab to create appropriate transition surface(s) between the upper and lower slabs as it cuts off the trip hazard. The guide rail(s) allow

placing the saw blade facing the sidewalk's side surface. The saw head and blade are moved along the guide rail(s) across the upper slab and through the side surfaces to remove the trip hazard.



ASTI Sawing utilizes a Bobcat Toolcat 5600. The front of the Toolcat 5600 is fitted with a mechanical cutter mounted on a rail system using a 20" diamond blade. A hand cutter is also used to reach corners. The back of the Toolcat has three vacuums that collects the dust created while cutting mechanically and manually. The Toolcat 5600 is equipped with an additional wand and a hose that are connected to the vacuum system to remove debris in the hand cutting and cleaning up process on the sidewalk panel.

ADVANTAGES OF ASTI SAWING

Our sidewalk trip hazard elimination approach is simple – once the cutting apparatus is set at the contract's specified slope 1:12, there is no need to measure each individual trip hazard before the cut is initiated. The mechanism automatically locates the saw's blades position and angle relative to the vertical displacement and creates the appropriate transition (slope) while traveling along a guided rail system. Using our mechanical system with a 20" diamond blade will create a consistent uniformed cut every time. When the sidewalk edges of the trip hazard are up against walls, trees, railings or sprinkler heads, then the use of a hand cutter is implemented after the slope is originally set - finishing the cut leaving a uniform transition from edge to edge.



ASTI Sawing created a HEPA Filtered Vacuum System which eliminates the exposure to dust when saw cutting the vertical displacement. The debris is removed from the sidewalk panel and any residual particles are vacuumed up to complete the process.

EXPERIENCE

Kevin Bollinger, Vice President of ASTI Sawing, Inc. and the Patent Owner for the mechanical horizontal saw cutting technology, started removing sidewalk vertical displacements in 2009. Bollinger has cut concrete (slab sawing, core drilling, etc.), assessed sidewalk infrastructures, completed repairs utilizing his patented cutting technology and managed trip hazard elimination projects from start to finish.

Dave Sollie, General Manager for ASTI Sawing, Inc., has been working in the concrete cutting industry since 2004. Sollie has assessed sidewalk infrastructures, completed repairs utilizing the patented cutting equipment, managed trip hazard elimination projects from start to finish and is OSHA 30 Hour Construction Certified.

Combining the experience of Bollinger and Sollie, the two have completed projects for more than 76 municipalities, surveying over 870 miles and removing more than 127,555 sidewalk trip hazards.

2026 Sidewalk Saw Cutting Proposal:

Village of Buffalo Grove

GENERAL SURVEY AND CUTTING SPECIFICATIONS

ASTI Sawing will eliminate sidewalk trip hazards per the general specifications listed below along with the details listed specifically for the **Village of Buffalo Grove**. Sidewalk Surveying is completed by locating sidewalks with trip hazards which can be evaluated during the cutting process. Remediating the trip hazard is completed by using a mechanical **HORIZONTAL SAW CUTTING** apparatus which is guided on a rail system to remove the trip hazard.



Specific project details provided by the Village of Buffalo Grove:

- **Trip Hazard Range:** 0.75" up to 2.0"
- **Slope:** 1:12 (4.76° or 8.33%) meeting ADA and PROWAG requirements.
- **Saw Cuts:** Saw cuts will not leave ridges or grooves in the sidewalk that could inhibit or prevent drainage. Trip hazards shall be removed completely, from one edge of the sidewalk to the other, leaving zero vertical deflection between adjacent slabs in either direction.
- **Slip Coeffecient:** The finished surface shall have a coefficient of friction of at least 0.6.
- **Clean Up:** Debris will be removed and any residual particles on the sidewalk panel will be vacuumed up**.**
- **Reporting:** The documentation of the cut will include: Street Name and Number, Date & Time, GPS Coordinates, Cut Dimensions, Inch-Foot Calculations and Cut Cost.
- Work will be located in multiple Areas with adjoining streets per Area.
- The Village of Buffalo Grove will provide in depth maps for Area 8, Area 9 and Area 10. The Village requires ASTI to start at area 10 and work sequentially down the areas. Each Area can be treated as a separate project meaning that once ASTI starts in an Area they must stay in that Area until it is complete. Once an Area is completed, ASTI may choose to leave and return to the next Area at a time that is beneficial for ASTI. The project completion date is a firm deadline.
- ASTI will locate the trip hazards to be removed in the given Area based on contract guidelines/specifications.
- Start date after April 1, 2026 and completion date of October 1, 2026.

- **PROJECT COST: Unit Pricing is $24.80/InFt, not to exceed $100,000**.

The above price includes all fees for mobilization, cleanup and travel expenses.

Thank you for your consideration.

Dave Sollie

Dave Sollie
General Manager
469-934-3475
astisawing@gmail.com

Acceptance of the above proposal by:

_____
Signature Date

_____
Print Name Title

ASTI Sawing, Inc. 7454
US Hwy 18-151
Barneveld, WI 53507
www.astisawing.com

CONTRACT EXHIBIT C- FORM OF PERFORMANCE AND PAYMENT BOND

Bond Number: _____

KNOW ALL MEN BY THESE PRESENTS, That _____ (the "**Principal**") and _____ _____ (the "**Surety**"), are held and firmly bound unto the Village of Buffalo Grove, an Illinois home-rule unit of government (the "**Village**"), the full and just sum of _____Dollars ($_____) in lawful money of the UNITED STATES OF AMERICA as herein provided.

THE CONDITION OF THIS OBLIGATION is such that the Principal and Surety agree to bind themselves, their successors, assigns, executors, heirs and administrators, jointly and severally, for the full and faithful performance of the Work as defined in that particular 2026 Sidewalk Cutting contract between Principal and the Village dated __ day of _____, 20__, (hereinafter referred to as the "**Contract**"), a copy of which is attached and incorporated by reference as though fully set forth herein.

NOW THE CONDITIONS OF THIS OBLIGATION ARE SUCH that if the said Principal (**i**) shall in all respects keep and perform all the undertakings, covenants, terms, conditions and agreements of the Contract; (**ii**) shall pay all sums of money due or to become due, for any labor, materials, apparatus, fixtures or equipment furnished for the Work provided in said Contract; and (**iii**) shall remove and replace any defects in workmanship or materials which may be apparent or may develop within the ARTICLE XIX – WARRANTY PERIOD of the Contract, then this obligation shall be null and void; otherwise it shall remain in full force and effect.

And the said Surety, for value received, hereby stipulates and agrees that no change, extension of time, alteration or addition to the terms of the Contract or the Work thereunder shall in any way affect its obligation on this Bond, and it does hereby waive notice of any such change, extension of time, alteration or addition to the terms of the Contract or to the Work.

IN WITNESS WHEREOF, we have hereunto set our hands and sea ___ day of _____, 20__.

SURETY	**PRINCIPAL**
By: _____	**By:** _____
Name: _____	**Name:** _____
Title: _____	**Title:** _____
ATTEST	**ATTEST**
By: _____	**By:** _____

NOTE: Date of Bond must not be prior to date of Contract.
If Contractor is Partnership, all partners should execute Bond.
IMPORTANT: Surety companies executing Bonds must appear on the Treasury Departments most current list (Circular 570 as amended) and be authorized to transact business in the state where the Work is located.

CONTRACT EXHIBIT D- PARTIAL WAIVER

PARTIAL LIEN WAIVER

STATE OF ILLINOIS

COUNTY OF _____

TO WHOM IT MAY CONCERN:
WHEREAS the undersigned has been employed by _____
to furnish _____
for the premises known as _____
of which _____ is the owner.
THE undersigned, for and in consideration of _____
($_____
_____
) Dollars, and other good and valuable considerations, the receipt whereof is hereby acknowledged, do(es) hereby waive and release any and all lien or claim of, or right to, lien, under the statutes of the State of Illinois, relating to mechanics' liens, with respect to and on said above-described premises, and the improvements thereon, and on the material, fixtures, apparatus or machinery furnished, and on the moneys, funds or other considerations due or to become due from the owner, on account of all labor, services, material, fixtures, apparatus or machinery, furnished to this date by the undersigned for the above-described premises, INCLUDING EXTRAS.*
DATE _____ COMPANY NAME _____
ADDRESS _____
SIGNATURE AND TITLE _____

*EXTRAS INCLUDE BUT ARE NOT LIMITED TO CHANGE ORDERS, BOTH ORAL AND WRITTEN, TO THE CONTRACT

CONTRACTOR'S AFFIDAVIT

STATE OF ILLINOIS

COUNTY OF _____

TO WHOM IT MAY CONCERN:
THE UNDERSIGNED, (NAME) _____ BEING DULY SWORN, DEPOSES AND SAYS THAT HE OR SHE IS (POSITION) _____ OF (COMPANY NAME) _____ WHO IS THE CONTRACTOR FURNISHING _____ WORK ON THE BUILDING LOCATED AT _____
OWNED BY _____
That the total amount of the contract including extras* is $ _____ on which he or she has received payment of $_____ prior to this payment. That all waivers are true, correct and genuine and delivered unconditionally and that there is no claim either legal or equitable to defeat the validity of said waivers. That the following are the names and addresses of all parties who have furnished or delivered material or labor, or both, for said work and all parties having contracts or sub contracts for specific portions of said work or for material entering into the construction thereof and the amount due or to become due to each, and that the items mentioned include all labor and material required to complete said work according to plans and specifications:

NAMES AND ADDRESSES	WHAT FOR	CONTRACT PRICE INCLDG EXTRAS*	AMOUNT PAID	THIS PAYMENT	BALANCE DUE
TOTAL LABOR AND MATERIAL INCLUDING EXTRAS* TO COMPLETE.					

That there are no other contracts for said work outstanding, and that there is nothing due or to become due to any person for material, labor or other work of any kind done or to be done upon or in connection with said work other than above stated.

DATE _____ SIGNATURE:_____

SUBSCRIBED AND SWORN TO BEFORE ME THIS _____ DAY OF _____, _____

*EXTRAS INCLUDE BUT ARE NOT LIMITED TO CHANGE ORDERS, BOTH ORAL AND WRITTEN, TO THE CONTRACT.

_____
NOTARY PUBLIC

CONTRACT EXHIBIT E- FINAL WAIVER

FINAL WAIVER OF LIEN

STATE OF ILLINOIS

COUNTY OF _____

TO WHOM IT MAY CONCERN:
WHEREAS the undersigned has been employed by _____
to furnish _____
for the premises known as _____
of which _____ is the owner.

THE undersigned, for and in consideration of _____
($_____) Dollars, and other good and valuable considerations, the receipt whereof is hereby acknowledged, do(es) hereby waive and release any and all lien or claim of, or right to, lien, under the statutes of the State of Illinois, relating to mechanics' liens, with respect to and on said above-described premises, and the improvements thereon, and on the material, fixtures, apparatus or machinery furnished, and on the moneys, funds or other considerations due or to become due from the owner, on account of all labor, services, material, fixtures, apparatus or machinery, heretofore furnished, or which may be furnished at any time hereafter, by the undersigned for the above-described premises, INCLUDING EXTRAS.*

DATE _____ COMPANY NAME _____
ADDRESS _____
SIGNATURE AND TITLE _____

*EXTRAS INCLUDE BUT ARE NOT LIMITED TO CHANGE ORDERS, BOTH ORAL AND WRITTEN, TO THE CONTRACT

CONTRACTOR'S AFFIDAVIT

STATE OF ILLINOIS

COUNTY OF _____

TO WHOM IT MAY CONCERN:

THE UNDERSIGNED, (NAME) _____ BEING DULY SWORN, DEPOSES AND SAYS THAT HE OR SHE IS (POSITION) _____ OF (COMPANY NAME) _____ WHO IS THE CONTRACTOR FURNISHING _____ WORK ON THE BUILDING LOCATED AT _____
OWNED BY _____
That the total amount of the contract including extras* is $ _____ on which he or she has received payment of $ _____ prior to this payment. That all waivers are true, correct and genuine and delivered unconditionally and that there is no claim either legal or equitable to defeat the validity of said waivers. That the following are the names and addresses of all parties who have furnished or delivered material or labor, or both, for said work and all parties having contracts or sub contracts for specific portions of said work or for material entering into the construction thereof and the amount due or to become due to each, and that the items mentioned include all labor and material required to complete said work according to plans and specifications:

NAMES AND ADDRESSES	WHAT FOR	CONTRACT PRICE INCLDG	AMOUNT PAID	THIS PAYMENT	BALANCE DUE
TOTAL LABOR AND MATERIAL INCLUDING EXTRAS*					

That there are no other contracts for said work outstanding, and that there is nothing due or to become due to any person for material, labor or other work of any kind done or to be done upon or in connection with said work other than above stated.

DATE _____ SIGNATURE: _____

SUBSCRIBED AND SWORN TO BEFORE ME THIS _____ DAY OF _____, _____

*EXTRAS INCLUDE BUT ARE NOT LIMITED TO CHANGE ORDERS, BOTH ORAL AND WRITTEN, TO THE CONTRACT.

_____
NOTARY PUBLIC

AGENDA ITEM SUMMARY

BUFFALO GROVE VILLAGE BOARD

Regular Meeting: March 16, 2026

AGENDA ITEM 8.e. O-2026-24
Ordinance Authorizing a Contract with High Star Traffic for the 2026 Pavement Marking Project

Contacts

Liaison: Trustee Weidenfeld
Staff: Briget Schwab

Staff Recommendation

Staff recommends approval.

Recommended Motion

I move to approve an Ordinance authorizing the purchase of Pavement Marking Material & Labor with High Star Traffic through the Suburban Purchasing Cooperative for the 2026 Pavement Marking Project.

Summary

Recommendation

Staff recommends that the Village Board authorize the Village Manager to purchase Thermoplastic & Urethane Lane (pavement) Marking Material & Labor from HighStar Traffic, formerly Superior Striping, through the Northwest Municipal Conference Suburban Purchasing Cooperative (SPC) contract #229, in a not to exceed amount of $100,000 in accordance with the Illinois Governmental Joint Purchasing Act (30 ILCS 525/0.01 et seq.), pending review and approval of the contract by the Village Attorney. This project is funded by General Funds.

Background

The Engineering Department has developed pavement marking maintenance program to maintain highly visible pavement markings along Village roadways. The current program utilizes a 3 year rotating striping evaluation and maintenance program so that all areas of the Village are regularly evaluated. For 2026, staff reviewed all pavement markings East of Buffalo Grove Road and South of Half Day Road, identifying those in need of repair. These deteriorated markings will be included in the 2026 Pavement Marking Maintenance Project.

Strategic Alignment

Guiding Principle

Principle 3: Plan and Invest in the Future

Goal

Goal 1: Maintained effective village government: fiscally responsible and providing outstanding, responsive services

File Attachments

1. DRAFT Ordinance -2026 Pavement Marking Maintenance
2. 2026 Pavement Marking Contract Award letter and Extention

ORDINANCE 2026-xxx

AN ORDINANCE AUTHORIZING THE PURCHASE OF PAVEMENT MARKING MATERIAL & LABOR THROUGH THE SUBURBAN PURCHASING COOPERATIVE FOR THE 2026 PAVING MARKING MAINTENANCE PROJECT

WHEREAS the Village of Buffalo Grove is a home rule unit pursuant to the Illinois Constitution of 1970; and

WHEREAS, the Village is a member of the Northwest Municipal Conference and the Suburban Purchasing Cooperative and

WHEREAS the Village may make purchases in accordance with Illinois Governmental Joint Purchasing Act (30 ILCS 525/0.01 et seq.)

NOW THEREFORE BE IT ORDAINED by the President and Board of Trustees of the Village of Buffalo Grove, Cook and Lake Counties, Illinois, as follows:

SECTION 1. The foregoing recitals are hereby adopted and incorporated and made a part of this Ordinance as if fully set forth herein.

SECTION 2. The Village Manager is authorized to purchase Thermoplastic & Urethane Lane (pavement) Marking Material & Labor at a price not to exceed $100,000 from High Star Traffic of Bartlett, IL pending final review and approval by the Village Attorney.

SECTION 3. If any section, paragraph, clause or provision of this Ordinance shall be held invalid, the invalidity thereof shall not affect any other provision of this Ordinance.

SECTION 4. This Ordinance shall be in full force and effect from and after its passage and approval and shall not be codified.

AYES: _____
NAYES: _____
ABSENT: _____
PASSED: _____, 2026
APPROVED: _____, 2026
PUBLISHED: _____, 2026

ATTEST: APPROVED:

_____ _____
Janet M. Sirabian, Village Clerk Eric N. Smith, Village President

DRAFT

SPC
SUBURBAN PURCHASING
COOPERATIVE

A Joint Purchasing Program For Local Government Agencies

April 1, 2025

Mr. Brian Patterson
Director of Contracts & Administration
Superior Road Striping, Inc.
225 Miles Parkway
Bartlett, IL 60103

Dear Mr. Patterson,

This letter is to inform you that the Suburban Purchasing Cooperative's Governing Board has approved the first of three (3) possible one-year contract extensions on the SPC 2025 Thermoplastic &/or Urethane Lane Marking Material and Labor Road Marking Program (Contract #229) to Superior Road Striping, Bartlett, IL with the price increases proposed on March 17, 2025. This confirms that Superior Road Striping has agreed to honor 2024 prices for all work booked by April 11, 2025. In addition, any work that not completed in 2024 due to weather that carries over into 2025 will also be performed at 2024 prices.

DESCRIPTION	UOM	2024	2025
Thermoplastic Pavement Marking Letter & Symbols	SF	$4.75	$5.11
Thermoplastic Pavement Marking - 4" Line	FT	$0.70	$0.75
Thermoplastic Pavement Marking - 6" Line	FT	$0.90	$0.97
Thermoplastic Pavement Marking - 8" Line	FT	$1.20	$1.29
Thermoplastic Pavement Marking - 12" Line	FT	$2.00	$2.15
Thermoplastic Pavement Marking - 24" Line	FT	$4.75	$5.11
Thermoplastic Pavement Marking Removal	SF	$0.35	$0.38
Urethane Pavement Marking Letter & Symbols	SF	$5.00	$5.38
Urethane Pavement Marking - 4" Line	FT	$0.65	$0.70
Urethane Pavement Marking - 6" Line	FT	$1.00	$1.08
Urethane Pavement Marking - 8" Line	FT	$1.50	$1.61
Urethane Pavement Marking - 12" Line	FT	$2.00	$2.15
Urethane Pavement Marking - 24" Line	FT	$5.00	$5.38
Preform Thermoplastic Bike Marking/Chevron	EA	$350.00	$376.25
Removal	SF	$0.35	$0.38

With the acceptance of this contract extension, Superior Road Striping, agrees to all terms and conditions set forth in the specifications contained within the Request for Proposals to which you responded. The duration of the contract extension shall be in force from April 12, 2025 through April 11, 2026. The SPC reserves the right to extend the contract for up to two (2) additional one-year terms upon mutual agreement on a negotiated basis.

DuPage Mayors & Managers Conference
1220 Oak Brook Road
Oak Brook, IL 60523
Suzette Quintell
Phone: (630) 571-0480
Fax: (630) 571-0484

Northwest Municipal Conference
1600 East Golf Rd., Suite 0700
Des Plaines, IL 60016
Ellen Dayan
Phone: (847) 296-9200
Fax: (847) 296-9207

South Suburban Mayors And Managers Association
1904 West 174th Street
East Hazel Crest, IL 60429
Kristi DeLaurentiis
Phone: (708) 206-1155
Fax: (708) 206-1133

Will County Governmental League
15905 S. Frederick Street
Plainfield, IL 60586
Cherie Belom
Phone: 815-254-7700

With the acceptance of this contract, Superior Road Striping agrees to all terms and conditions as set forth in the specifications contained within the Request for Proposals to which you responded. This award is not in conjunction with the Illinois Department of Transportation, so participating communities will not be utilizing Motor Fuel Tax (MFT) funds. However, Superior Road Striping must comply with all IDOT rules and regulations, as well as prevailing wage and certified payroll.

The SPC looks forward to another productive year working with Superior Road Striping. Please sign and date the agreement below and return an original to my attention and retain a copy for your files.

Sincerely,



Ellen Dayan, CPPB
NWMC Program Manager for Purchasing



04/01/2025		Brian Patterson	4/2/2025
Signed: Ellen Dayan	Date	Name	Date

SPC
SUBURBAN PURCHASING
COOPERATIVE

A Joint Purchasing Program For Local Government Agencies

March 20, 2024

Mr. Brian Patterson
Director of Contracts & Administration
Superior Road Striping, Inc.
225 Miles Parkway
Bartlett, IL 60103

Dear Mr. Patterson,

This letter is to inform you that the Suburban Purchasing Cooperative's Governing Board has approved the award of the SPC 2024 Thermoplastic &/or Urethane Lane Marking Material and Labor Road Marking Program (Contract #229) to Superior Road Striping, Bartlett, IL based on your response as the lowest responsive, responsible bidder and being in compliance with all bid specification requirements.

With the acceptance of this contract, Superior Road Striping, agrees to all terms and conditions set forth in the specifications contained within the Request for Proposals to which you responded. The duration of the contract is Contract shall be in force from April 12, 2024 through April 11, 2025. The SPC reserves the right to extend the contract for up to (3) three additional one-year terms upon mutual agreement on a negotiated basis.

With the acceptance of this contract, Superior Road Striping agrees to all terms and conditions as set forth in the specifications contained within the Request for Proposals to which you responded. This award is not in conjunction with the Illinois Department of Transportation, so participating communities will not be utilizing Motor Fuel Tax (MFT) funds. However, Superior Road Striping must comply with all IDOT rules and regulations, as well as prevailing wage and certified payroll.

The SPC looks forward to another productive year working with Superior Road Striping. Please sign and date the agreement below and return an original to my attention and retain a copy for your files.

Sincerely,

Ellen Dayan

Ellen Dayan, CPPB
NWMC Program Manager for Purchasing

Ellen Dayan	03/20/24	Brian Patterson	3/20/24
Signed: Ellen Dayan	Date	Name	Date

DuPage Mayors & Managers Conference
1220 Oak Brook Road
Oak Brook, IL 60523
Suzette Quintell
Phone: (630) 571-0480
Fax: (630) 571-0484

Northwest Municipal Conference
1600 East Golf Rd., Suite 0700
Des Plaines, IL 60016
Ellen Dayan
Phone: (847) 296-9200
Fax: (847) 296-9207

South Suburban Mayors And Managers Association
1904 West 174th Street
East Hazel Crest, IL 60429
Kristi DeLaurentiis
Phone: (708) 206-1155
Fax: (708) 206-1133

Will County Governmental League
15905 S. Frederick Street
Plainfield, IL 60586
Cherie Belom
Phone: 815-254-7700

HighStar
TRAFFIC

FOR EXTERNAL DISTRIBUTION

January 16, 2024

To our Superior Road Striping Partners,

We are pleased to announce that Superior Road Striping ("Superior") has combined forces with High Star Traffic ("High Star").

This decision was born out of our long-standing history of doing business together and our shared desire to scale operations to achieve a significant opportunity we see in the industry. As demand in the market continues to grow, we believe this merger will greatly benefit our customers by improving and expanding our services.

High Star is part of a partnership with Hastings Equity Partners ("Hastings"). Hastings is a private equity firm that invests in founder-led, family-owned businesses providing mission-critical services. Hastings has 20 years of experience partnering with owner-operators, providing these companies with the additional resources needed to achieve their growth objectives.

Our newly combined company is well positioned on Day 1 to be a leader in the regions we currently serve. Our two businesses have successfully partnered together on select opportunities in the past, and forming a strong relationship among our senior leadership teams. We believe that Superior and High Star will be an excellent fit with each other. We are excited about the future growth opportunities and possibilities this partnership provides.

A note about our owners and management: Joe Yario will remain involved in his current capacity while Paul Chicoine and Mike Traficanti will continue to lead the Illinois business.

We are committed to making this transaction an overwhelming benefit for you as much as ourselves, and to becoming the best partner we can be to those who work with us.

Sincerely,

Joe Yario, Paul Chicoine, and Mike Traficanti

Suburban Purchasing Cooperative
Request for Proposal #229
2024 Thermoplastic Road Marking Program

Revised Schedule of Prices

Item	Estimated Quantity	Unit	Bidder Agrees to Furnish Price	
			Unit Price	Total
4" Thermoplastic Pavement Marking Line	292,626	LF	.70	$204,838.20
6" Thermoplastic Pavement Marking Line	69,504	LF	.90	$62,553.60
8" Thermoplastic Pavement Marking Line	0	LF	0.00	$0.00
12" Thermoplastic Pavement Marking Line	48,524	LF	2.00	$97,048.00
24" Thermoplastic Pavement Marking Line	16,038	LF	4.75	$76,180.50
Thermoplastic Pavement Marking Letters & Symbols	10,969	SF	4.75	$52,102.75
Thermoplastic Pavement Marking Removal	1,607	SF	.35	$562.45
4" Urethane Pavement Marking Line	20,164	LF	.65	$13,106.60
6" Urethane Pavement Marking Line	5,876	LF	1.00	$5,876.00
12" Urethane Pavement Marking Line	2,053	LF	2.00	$4,106.00
24" Urethane Pavement Marking Line	1,538	LF	5.00	$7,690.00
Urethane Letters & Symbols	207.4	SF	5.00	$1,037.00
Preform Thermoplastic Bike Marking/Chevrons	22	EA	350.00	$7,700.00
Removal	11,854.3	SF	.35	$4,149.01
Bidder's Total				$536,950.11

8" Thermo 1.20
8" Urethane 1.50

Submitted by:

Superior Road
Print Company Name

Brian Patterson, Director Contracts & Administration
Print Name & Title

Authorized Signature 3/13/24 Date

CERTIFICATE OF LIABILITY INSURANCE

DATE (MM/DD/YYYY): 9/30/2025

THIS CERTIFICATE IS ISSUED AS A MATTER OF INFORMATION ONLY AND CONFERS NO RIGHTS UPON THE CERTIFICATE HOLDER. THIS CERTIFICATE DOES NOT AFFIRMATIVELY OR NEGATIVELY AMEND, EXTEND OR ALTER THE COVERAGE AFFORDED BY THE POLICIES BELOW. THIS CERTIFICATE OF INSURANCE DOES NOT CONSTITUTE A CONTRACT BETWEEN THE ISSUING INSURER(S), AUTHORIZED REPRESENTATIVE OR PRODUCER, AND THE CERTIFICATE HOLDER.

IMPORTANT: If the certificate holder is an ADDITIONAL INSURED, the policy(ies) must have ADDITIONAL INSURED provisions or be endorsed. If SUBROGATION IS WAIVED, subject to the terms and conditions of the policy, certain policies may require an endorsement. A statement on this certificate does not confer rights to the certificate holder in lieu of such endorsement(s).

PRODUCER
AssuredPartners of Indiana LLC
10401 N Meridian St, Ste 300
Indianapolis IN 46290

CONTACT NAME: Anita Stewart
PHONE (A/C, No, Ext): 317-595-7385 **FAX (A/C, No):**
E-MAIL ADDRESS: Tia.boice@assuredpartners.com

INSURER(S) AFFORDING COVERAGE	NAIC #
INSURER A : Executive Risk Indemnity, Inc.	35181
INSURER B : Federal Insurance Company	20281
INSURER C : Cincinnati Insurance Company	10677
INSURER D :	
INSURER E :	
INSURER F :	

INSURED TRAFFCONT1
Superior Road Striping Inc
225 Miles Parkway
Bartlett, IL 60103

COVERAGES **CERTIFICATE NUMBER:** 247852947 **REVISION NUMBER:**

THIS IS TO CERTIFY THAT THE POLICIES OF INSURANCE LISTED BELOW HAVE BEEN ISSUED TO THE INSURED NAMED ABOVE FOR THE POLICY PERIOD INDICATED. NOTWITHSTANDING ANY REQUIREMENT, TERM OR CONDITION OF ANY CONTRACT OR OTHER DOCUMENT WITH RESPECT TO WHICH THIS CERTIFICATE MAY BE ISSUED OR MAY PERTAIN, THE INSURANCE AFFORDED BY THE POLICIES DESCRIBED HEREIN IS SUBJECT TO ALL THE TERMS, EXCLUSIONS AND CONDITIONS OF SUCH POLICIES. LIMITS SHOWN MAY HAVE BEEN REDUCED BY PAID CLAIMS.

INSR LTR	TYPE OF INSURANCE	ADDL INSD	SUBR WVD	POLICY NUMBER	POLICY EFF (MM/DD/YYYY)	POLICY EXP (MM/DD/YYYY)	LIMITS	
A	X **COMMERCIAL GENERAL LIABILITY** [ ] CLAIMS-MADE [X] OCCUR X 25,000 GEN'L AGGREGATE LIMIT APPLIES PER: [ ] POLICY [X] PRO-JECT [ ] LOC [ ] OTHER:			54326530	10/1/2025	10/1/2026	EACH OCCURRENCE DAMAGE TO RENTED PREMISES (Ea occurrence) MED EXP (Any one person) PERSONAL & ADV INJURY GENERAL AGGREGATE PRODUCTS - COMP/OP AGG $	$ 1,000,000 $ 100,000 $ 10,000 $ 1,000,000 $ 2,000,000 $ 2,000,000 $
B	**AUTOMOBILE LIABILITY** X ANY AUTO [ ] OWNED AUTOS ONLY [ ] SCHEDULED AUTOS X HIRED AUTOS ONLY [ ] NON-OWNED AUTOS ONLY X Ded 1,000 PD			54326529	10/1/2025	10/1/2026	COMBINED SINGLE LIMIT (Ea accident) BODILY INJURY (Per person) BODILY INJURY (Per accident) PROPERTY DAMAGE (Per accident) $	$ 2,000,000 $ $ $ $
B	[ ] **UMBRELLA LIAB** [ ] OCCUR X **EXCESS LIAB** [ ] CLAIMS-MADE [ ] DED [X] RETENTION $ 0			56717326	10/1/2025	10/1/2026	EACH OCCURRENCE AGGREGATE $	$ 5,000,000 $ $
B	**WORKERS COMPENSATION AND EMPLOYERS' LIABILITY** Y / N ANYPROPRIETOR/PARTNER/EXECUTIVE OFFICER/MEMBER EXCLUDED? [N] **(Mandatory in NH)** If yes, describe under DESCRIPTION OF OPERATIONS below	N / A		54326531	10/1/2025	10/1/2026	X PER STATUTE [ ] OTH-ER E.L. EACH ACCIDENT E.L. DISEASE - EA EMPLOYEE E.L. DISEASE - POLICY LIMIT	 $ 1,000,000 $ 1,000,000 $ 1,000,000
C	Leased Rented Equipment Owned Equipment			EPP0680897	3/25/2023	3/25/2026		$200,000 8,681,883

DESCRIPTION OF OPERATIONS / LOCATIONS / VEHICLES (ACORD 101, Additional Remarks Schedule, may be attached if more space is required)
NAMED INSUREDS:
Traffic Control & Protection, Inc
Traffic Control & Protection, LLC
Trafic Services, LLC
TSI Traffic Control, LLC
Trafic Services, Inc.
TCP Aquisition, LLC
TCP Intermediate Holdco, LLC
See Attached...

CERTIFICATE HOLDER

SUBURBAN PURCHASING COOPERATIVE
C/O NWMC
1600 EAST GOLF ROAD, SUITE 0700
DES PLAINES IL 60016

CANCELLATION

SHOULD ANY OF THE ABOVE DESCRIBED POLICIES BE CANCELLED BEFORE THE EXPIRATION DATE THEREOF, NOTICE WILL BE DELIVERED IN ACCORDANCE WITH THE POLICY PROVISIONS.

AUTHORIZED REPRESENTATIVE

© 1988-2015 ACORD CORPORATION. All rights reserved.

AGENCY CUSTOMER ID: TRAFFCONT1

LOC #:

ADDITIONAL REMARKS SCHEDULE

AGENCY	NAMED INSURED
AssuredPartners of Indiana LLC	Superior Road Striping Inc 225 Miles Parkway Bartlett, IL 60103
POLICY NUMBER	
CARRIER / NAIC CODE	EFFECTIVE DATE:

ADDITIONAL REMARKS

THIS ADDITIONAL REMARKS FORM IS A SCHEDULE TO ACORD FORM,

FORM NUMBER: 25 **FORM TITLE:** CERTIFICATE OF LIABILITY INSURANCE

High Star Traffic
Traffic Control & Protection, LLC dba High Star Traffic

SUBURBAN PURCHASING COOPERATIVE C/O NWMC; ARLINGTON HEIGHTS; BROOKFIELD; BUFFALO GROVE; CAROL STREAM; DEERFIELD; FOX RIVER GROVE; GLENVIEW; LAGRANGE; LAGRANGE PARK; LAKE FOREST; LAKE IN THE HILLS; LINCOLNWOOD; NEW LENOX; NEW LENOX TOWNSHIP; OAK PARK; PARK RIDGE; PLAINFIELD; RIVER FOREST; ROLLING MEADOWS; ROMEOVILLE; STREAMWOOD; VERNON HILLS A; CITY OF ST. CHARLES; VILLAGE OF WINNETKA AND ANY OTHER CONTRACTUALLY REQUIRED ENTITIES ARE ADDITIONAL INSUREDS FOR GENERAL LIABILITY, BUT ONLY WHERE REQUIRED BY WRITTEN CONTRACT, AND WHERE ALLOWABLE BY LAW.

© 2008 ACORD CORPORATION. All rights reserved.
The ACORD name and logo are registered marks of ACORD

THIS ENDORSEMENT CHANGES THE POLICY. PLEASE READ IT CAREFULLY.

ADDITIONAL INSURED – OWNERS, LESSEES OR CONTRACTORS – SCHEDULED PERSON OR ORGANIZATION

This endorsement modifies insurance provided under the following:

COMMERCIAL GENERAL LIABILITY COVERAGE PART

SCHEDULE

Name Of Additional Insured Person(s) Or Organization(s)	Location(s) Of Covered Operations
Viilage of Buffalo Grove 51 Raupp Blvd Buffalo Grove IL 60089	

Information required to complete this Schedule, if not shown above, will be shown in the Declarations.

A. Section II – Who Is An Insured is amended to include as an additional insured the person(s) or organization(s) shown in the Schedule, but only with respect to liability for "bodily injury", "property damage" or "personal and advertising injury" caused, in whole or in part, by:

1. Your acts or omissions; or
2. The acts or omissions of those acting on your behalf;

in the performance of your ongoing operations for the additional insured(s) at the location(s) designated above.

However:

1. The insurance afforded to such additional insured only applies to the extent permitted by law; and
2. If coverage provided to the additional insured is required by a contract or agreement, the insurance afforded to such additional insured will not be broader than that which you are required by the contract or agreement to provide for such additional insured.

B. With respect to the insurance afforded to these additional insureds, the following additional exclusions apply:

This insurance does not apply to "bodily injury" or "property damage" occurring after:

1. All work, including materials, parts or equipment furnished in connection with such work, on the project (other than service, maintenance or repairs) to be performed by or on behalf of the additional insured(s) at the location of the covered operations has been completed; or
2. That portion of "your work" out of which the injury or damage arises has been put to its intended use by any person or organization other than another contractor or subcontractor engaged in performing operations for a principal as a part of the same project.

© Insurance Services Office, Inc., 2012

C. With respect to the insurance afforded to these additional insureds, the following is added to **Section III – Limits Of Insurance:**

If coverage provided to the additional insured is required by a contract or agreement, the most we will pay on behalf of the additional insured is the amount of insurance:

1. Required by the contract or agreement; or

2. Available under the applicable Limits of Insurance shown in the Declarations;

whichever is less.

This endorsement shall not increase the applicable Limits of Insurance shown in the Declarations.

© Insurance Services Office, Inc., 2012

SPC

SUBURBAN PURCHASING

COOPERATIVE

REQUEST FOR PROPOSAL (RFP) #229

Selection of a Vendor to Provide

Thermoplastic Lane Marking Material & Labor

Initial Release Date: February 26, 2024

Suburban Purchasing Cooperative
Request for Proposal #229
2024 Thermoplastic Road Marking Program

Table of Contents

General Conditions and Instructions to Bidders	**4-14**
Definitions	4
Submissions of Bids	4
Investigation and Interpretation of Bid Request Documents	5
Corrections to Bid Requests	6
Receipt of Bids	7
Late Bids	7
Catalogs & Product Information	7
Communication and Notices Regarding the Bid Request	7
Quoted Prices	7
Discounts	8
Withdrawal of Bids	8
Consideration of Bid	8
Award or Rejection	8
Tie Bids	9
Taxes	9
Contract Alterations	9
Requirements of Successful Bidder	9
Compliance with all Laws	9
Non-Assignability	10
Indemnity	10
Insurance	11
Non-Discrimination	12
Default	12
Special Conditions	12
Favored Nations Clause	13
Permits and Licenses	13
Regulatory Compliance	13
Special Handling	13
SPC Pricing for Non-Profit Agencies	13
Addenda	13
Force Majeure	13
Jurisdiction	13
Special Conditions	**15-32**
Intent	15
Billing	15
SPC Administrative Fee & Quarterly Reports	15
Quarterly Report	16
Right to Audit	16
Participating Municipalities	16
Specifications	17
Service Specifications	17

Legal Considerations & Compliance with Laws	20
Failure to Meet Contractual Obligations	24
Cancellation	24
Term of Contract	24
References	25
Vendor Qualifications	25
Services	25
Toxic Substances	25
Toxic Substance Disclosure Law	26
Program Promotion	26
Feature	26
Unit Prices	26
F.O.B. Point	26
Ordering Procedures	26
Delivery Conditions	26
Joint Purchasing Agreement	27
Reservation of Rights	27
Assignment of the Contract	27
Manufacturer's Strike	27
Award of Bid	28
Proposal Guarantee	28
Certified Payroll	28
Debarment	29
Links to State of Illinois Documents	30
Bidder Response Section	33
Vendor Contact Information	34
Schedule of Prices	36
ADDENDUM A Vendor References	37
ADDENDUM B Vendor Qualifications	40
ADDENDUM SPC Members	41
ADDENDUM D Quantities for FY22 – FY24	42

Suburban Purchasing Cooperative
Request for Proposal #229
2024 Thermoplastic Road Marking Program

General Conditions and Instructions to Bidders

Proposals due no later than Monday, April 18, 2024
Time: 10:00 A.M.

The Suburban Purchasing Cooperative (SPC) will receive proposals by the set date and time for the joint purchase of **Thermoplastic Lane Marking.**

The general terms and conditions that follow apply to all Bid Requests and Bids accepted by the Suburban Purchasing Cooperative (SPC) unless otherwise specified. Bidders or their authorized representatives are expected to fully inform themselves as to the conditions, requirements, and specifications before submitting Bids. Failure to do so will be at the Bidder's own risk. Submission of a Bid assumes that the Bidder has become familiar with all conditions and intends to comply with them unless otherwise noted.

The award for these Bids goes to the lowest responsive, responsible Bidder unless SPC decides it is in its best interest to do otherwise.

Definitions:

"Bidder(s)" means that individual, partnership or legal entity that submits a Bid in response to one or more Bid Requests by SPC.
"Bid(s)" means an offer or proposal tendered in response to a Bid Request.

"Bid Requests" means one or more requests for proposal ("RFP"), request for quote ("RFQ") or invitation for bids ("IFB"), issue or made by SPC.

"Contract" means these general terms and conditions, the terms and conditions of the applicable Bid Requests, and the terms of the applicable successful Bid.

"Contractor" means the successful Bidder of a Bid Request as determined by SPC pursuant to the terms hereof.

1. **SUBMISSION OF BIDS**
   All Bids must be submitted on the forms provided or formats specified in the Bid Request documents. All documents must be properly signed, typed in the proper spaces, and delivered to the **Suburban Purchasing Cooperative, c/o Northwest Municipal Conference, 1600 East Golf Road, Suite 0700, Des Plaines, Illinois, 60016 and emailed to edayan@nwmc-cog.org** before the specified Bid Request opening date and time. The following information must appear on the face of the envelope: Bidder's name, address, subject matter of the proposal, date of Bid opening and hour designated for Bid Request opening as shown in the notice. The bid opening shall be conducted via Zoom.

Any bidder debarred by the State of Illinois Department of Labor (IDOL) or previously debarred by Suburban Purchasing Cooperative (regardless of being pre-qualified by IDOT) will not be allowed to bid according to the terms in XXXI. DEBARMENT.

Bidders must quote on all items appearing on the "MATERIAL PROPOSAL." Failure to bid on an item may disqualify bids. Bids presented in terms other than those described on the MATERIAL PROPOSAL may disqualify bid.

2. INVESTIGATION AND INTERPRETATION OF BID REQUEST DOCUMENTS

It shall be the responsibility of the Bidder to make any and all investigations necessary to become thoroughly informed of what is required and specified in the Bid Request. This includes, but is not limited to, a review of the Instructions to Bidders, Special Provisions, General Conditions, Specifications, Plans, Drawings, Attachments, Contract, and Bond Requirements. No plea of ignorance by the Bidder of conditions that exist, or that may hereafter exist, as a result of failure or omission on the part of the Bidder to make the necessary examinations and investigations, will be accepted as a basis for varying the requirements of SPC or the compensation to the Bidder.

It is the responsibility of all Bidders to examine the entire Bid Request package and seek clarification of any requirement that may not be clear and check all responses for accuracy before submitting a Bid.

All stated quantities represent an estimate of the quantity of the work to be done and/or materials to be ordered. Quantities are given as a basis for comparison of Bids to determine the awarding of the Contract. SPC does not expressly or by implication agree that the actual quantities involved will correspond to the published estimate. By its submission of a Bid, the Bidder accepts that the quantities stated are estimates only and agrees that SPC will not be bound to such estimate. SPC reserves the right to modify the estimates, or remove them in their entirety, whichever is in the best interests of SPC.

Any interpretation, correction or change of the Bid Request will be made by addendum. Interpretations, corrections and changes to the Bid Request documents made in any other manner will not be binding. The Bidder shall not rely upon verbal interpretations, corrections, and changes, and should submit its inquiry in writing, via e-mail, to the Purchasing Director at **edayan@nwmc-cog.org** and request written clarification in the form of an addendum. All addenda will be emailed to prospective bidders. IT IS THE RESPONSIBILITY OF THE BIDDER TO CHECK WITH THE PURCHASING DIRECTOR VIA E-MAIL FOR THE MOST CURRENT AMENDMENTS.

The Purchasing Director will not be responsible for verbal clarifications, and if any are provided, they shall not be binding upon SPC.

Negligence in preparing a Bid confers no right of withdrawal after such time that a Bid is accepted.

All work must be performed according to manufacturer's stated recommendations. If those recommendations conflict with any of the stated specifications, those issues should be addressed in writing to the Purchasing Director prior to submitting a Bid. If the manufacturer's recommendations include required services not listed within the specifications, those required services must be considered as part of SPC's requirements and specifications, and proposals should include said manufacturer's recommended services. In addressing issues, they should be in writing, addressed to the Purchasing Director prior to submitting a Bid. Questions for the Purchasing Director must be submitted via email.

All work to be performed shall be consistent with, and conform to, the prevailing industry performance standards.

Any reference in a Bid Request to a manufacturer's name, trade name, or catalog number (unless otherwise specified) is intended only to indicate articles that will be satisfactory and is not intended to restrict competition. Bids on other makes and catalog numbers will be considered, provided each Bidder clearly states exactly what is proposed to be furnished. Unless so stated in the Bid, it shall be understood that Bidder intends to furnish items identified and does not propose to furnish an "equal". The Purchasing Director hereby reserves the right to approve as an "equal," or to reject as not being an "equal," any article the Bidder proposes to furnish which contains major or minor variations from specification requirements, but which may substantially comply therewith.

Bidders who want to Bid on items that deviate from the Bid Request's specifications, which they believe are equivalent, may submit alternative Bids. However, ALTERNATIVE BIDS MUST BE CLEARLY INDICATED AS SUCH, AND DEVIATIONS FROM THE APPLICABLE SPECIFICATIONS PLAINLY NOTED. The alternative Bid must be accompanied by complete specifications, drawings, etc., and shall be delivered or electronically transmitted to that individual identified in the Bid Request. Bidders wishing to submit a secondary Bid must submit it as an alternate Bid. Only one Bid per envelope or online submission. Only one alternate Bid may be submitted by a Bidder.

SPC shall be the sole, exclusive and final judge, unequivocally, about whether any substitute is of equivalent or of better quality. SPC's decision in such a matter is final, shall be binding upon the Bidder, and will not be subject to review or appeal by any person, firm or corporation. When descriptive literature, catalogs, or other attachments are in conflict with the Bid Request, the language in the bid document will prevail.

3. CORRECTIONS TO BID REQUESTS

Bidders shall promptly notify SPC of any ambiguity, inconsistency, or error which they may have discovered upon examination of the Bid Request, provided they are discovered prior to the opening of the Bid. Interpretations, corrections, and changes to the Bid Request will be made by addendum only. Interpretations, corrections, or changes made in any other manner will not be binding.

4. RECEIPT OF BIDS

Mailed or delivered and emailed Bids must be received at the Northwest Municipal Conference (NWMC) office before the designated date and time and will be kept secure and unopened until the designated date and time. No Bid received after the Bid Request opening date and time will be considered.

5. LATE BIDS

No Bid which is received after the Bid Request opening date and time specified will be opened or considered. Bids arriving after the specified date and time, whether sent by mail, courier, or in person, will not be accepted. These Bids will either be refused or returned unopened. It is the Bidder's responsibility for timely delivery despite the methods used. Mailed Bids that are delivered after the specified date and hour will not be accepted despite post-marked time on the envelope.

6. CATALOGS & PRODUCT INFORMATION

Each Bidder shall submit, where necessary, or when requested by the Purchasing Director, catalogs, descriptive literature, and detailed drawings, fully detailing features, designs, construction, appointments, finishes and the like not covered in the specifications, necessary to fully describe the material or work proposed to be furnished. Failure to provide such information as required may result in Bid disqualification.

7. COMMUNICATION AND NOTICES REGARDING THE BID REQUEST

Any communications regarding the Bid Request should be made by e-mail or other written communication, directed to the Purchasing Director at **edayan@nwmc-cog.org**. All notices from the Purchasing Director shall be given in writing via email. It is the Bidder's sole responsibility to check with the Purchasing Director for communication and notices.

9. QUOTED PRICES

A. All quoted prices contained in a Bid Proposal shall be binding upon the Bidder if such Bid is accepted by SPC as the winning Bid. All such quoted prices shall be deemed incorporated into and made a part of the Contract by reference. Product costs are based on Bidder's Bid price and shall represent the entire cost in accordance with the Bid Request specification documents and once a Bid is awarded no subsequent claim will be recognized for any increase in wage scales, material prices, cost indexes, or any other rates affecting the industry or the project during the term of the Contract.

B. Unit prices shall be shown for each unit on which there is a Bid. The unit price will govern in cases of inconsistencies, and it will be extended to reflect the correct total price. Unit and/or extended prices will not include any freight, shipping, handling charges or taxes. If applicable, freight and/or shipping charges should be shown as a separate line item.

C. Contractor guarantees product costs against any increases from date the Contract is accepted, and Bidder's Bid is executed.

D. Contractor agrees to share cost reductions with SPC. If prices are decreased, SPC contract participants will be credited for the difference in cost for all material ordered within 60 days of the date of the price decrease. All unshipped products will be billed at the lower cost.

10. DISCOUNTS

Bidders shall provide prompt payment discounts as set forth in the Bid Request. When cash discounts are offered, the discount date shall be figured from the date of receipt or invoice to SPC contract participants, whichever is later. Prompt payment discounts may be a consideration in the award of the Contract.

11. WITHDRAWAL OF BIDS

Bids may be withdrawn at any time prior to the scheduled Bid Request opening or cutoff date. Requests to withdraw a Bid shall be in writing, properly signed and received by the Purchasing Director prior to the Bid Request opening.

Bids may not be withdrawn after the Bid Request cutoff date or opening without the approval of the Purchasing Director. After the opening, the Bidder cannot withdraw or cancel its Bid for a period of sixty (60) calendar days.

12. CONSIDERATION OF BID

SPC reserves the right not to award a Contract to any person, firm or corporation that is in arrears or is in default to SPC, or any of its contract participants, upon any debt or contract, or that is a defaulter, as surety or otherwise, upon any obligation to SPC or had failed to perform faithfully any previous contract with SPC or any of its entities.

The Bidder, if requested, shall present, within 48 hours, evidence satisfactory to SPC of performance ability and possession of necessary facilities, financial resources and adequate insurance to comply with the terms of the Bid Request specifications and Contract documents.

13. AWARD OR REJECTION

SPC reserves the right to reject and/or award any and all Bids or parts thereof and to waive formalities and technicalities according to the best interest of SPC.

SPC will accept one or more of the Bids or reject all Bids within sixty (60) days or within ninety (90) days where approval by other agencies is required, from date of opening of Bids, unless the lowest responsive Bidder, upon request of SPC, extends the time of acceptance. Any Bid -submitted will be binding for twelve (12) months after the date of the award unless otherwise noted.

Bidders shall make all investigations necessary to thoroughly inform themselves regarding the supplies and/or service to be furnished in accordance with the Bid Request. No plea of ignorance by the Contractor of conditions that exist or that may hereafter exist as a result of failure or omission on the part of the Contractor to make the necessary examinations and investigations will be accepted as a basis for varying the requirements of SPC of the compensation to the Contractor.

ANY EXCEPTIONS NOT TAKEN BY THE BIDDER SHALL BE ASSUMED BY SPC TO BE INCLUDED.

Under the conditions of the Uniform Commercial Code, the signing of the Bid by the Bidder constitutes an "offer". If approved by SPC Governing Board, the Bid becomes part of a Contract.

14. TIE BIDS

A tie bid exists when two or more bidders offer products and/or services that meet all specifications, terms and conditions at identical prices, including discounts offered. In such case, a tie bid will be broken by the following methods in descending order of preference:

A. The bids shall be re-bid with the lower bid receiving the contract.

B. If there are still tied bidders, then a coin toss by the NWMC Purchasing Director shall decide the bidder to whom the contract shall be awarded. Tie bidders shall be offered the opportunity to attend the coin toss but need not be present.

15. TAXES

SPC is exempt by law from paying Federal, State and Village Retailer's Occupation Tax, State Service Occupation and Use Tax and Federal Excise Tax. Each participating entity will supply the Contractor with their purchaser's tax-exempt numbers.

16. CONTRACT ALTERATIONS

No amendment of a Contract shall be valid unless made in writing and signed by SPC and Contractor(s).

17. REQUIREMENTS OF SUCCESSFUL BIDDER

The successful Bidder, within ten (10) days after notification of the award shall: (a) enter into a Contract in writing with SPC covering all matters and issues as are set forth in the Bid Request specifications; and (b) carry insurance acceptable to SPC covering public liability, property damage and worker's compensation, or performance bond and payment bonds when required.

18. COMPLIANCE WITH ALL LAWS

All work under the Contract must be executed in accordance with all applicable federal, state and local laws, ordinances, rules and regulations.

19. NON-ASSIGNABILITY

The Contractor shall not assign the Contract, or any part thereof, to any other person, firm or corporation without the previous written consent of SPC Governing Board. Such assignment shall not relieve the Contractor from its obligations or change the terms of the Contract.

20. INDEMNITY

The Manufacturer shall indemnify, save harmless and defend SPC, its officers and employees from any and all liability, losses or damages, including attorney's fees and costs of defense SPC may suffer as a result of claims, demands, suits, actions or proceedings of any kind or nature, including worker's compensation claims, in any way resulting from or arising out of or relating to any act, omissions or the operations of Manufacturer under the Contract, including operations of its employees and subcontractors, and the Manufacturer shall, at its own expense, appear, defend and pay all fees of attorneys and all costs and other expenses arising there from or incurred in connection therewith; and, if any judgments shall be rendered against SPC in any such action, the Manufacturer shall, at its own expense, promptly satisfy and discharge same. The Manufacturer expressly understands and agrees that any performance bond or insurance protection required by a Contract, or otherwise provided by Manufacturer, shall in no way limit the responsibility to indemnify, keep and save harmless, and defend SPC as herein provided.

It is the Manufacturer's responsibility to ensure that all products comply with all federal, state and local laws and regulations affecting the manufacture, distribution and labeling of merchandise.

Manufacturer is required to take full responsibility for their products and protect SPC from any claims or lawsuits which may occur as a result of the use of their product(s) by SPC contract participants.

Manufacturer agrees to indemnify, defend and save SPC, its contract participants and all users of the product(s) harmless from any and all claims, actions, lawsuits, liabilities, losses, damages, costs and expenses (including attorney's fees) arising from or alleged to arise from any or all of the following:

A. Actual or alleged infringement of any patent, trademark, copyright or any similar right, or any claim of unfair competition in connection with the product and shall promptly notify SPC thereof.

B. Actual or alleged death or injury to any person, damage to any property or any other damage or loss, by whomsoever suffered, resulting or claimed to result in whole or in part from any actual or alleged defect in the product, whether latent or patent, including actual or alleged improper construction or design of the products or the failure of the

products to comply with specifications or any express or implied warranties of the Manufacturer; and

C. Actual or alleged violation by the products, or their manufacture, possession, use or sale, of any law, statute or ordinance or any governmental administrative order, rule or regulation.

D. All agreements of indemnity herein shall survive acceptance of product and termination of the Contract.

21. INSURANCE

In submission of a Bid, the Bidder certifies that it has all insurance coverage required by law or would normally be expected for Bidder's type of business. In addition, the Bidder is certifying that the following minimum is in place:

Type of Insurance	Liability Limits Each Occurrence	Liability Limits Aggregates
General:		
Bodily Injury	$1,000,000	$2,000,000
Property Damage	$1,000,000	$2,000,000
Contractual Liability:		
Broad Form	$1,000,000	$2,000,000
Automobile:		
Bodily Injury	$1,000,000	$2,000,000
Property Damage	$1,000,000	$2,000,000

The insurance must include non-owned, hired or rented vehicles, as well as owned vehicles.

Insurance: Insurance Company must have a Best Rating of AV or better.

Workers Compensation	Statutory for Illinois
Employer's Liability	$1,000,000

It is required that the Contractor supplies SPC with certificate evidence of insurance.

Note: The Bid Request specifications may require higher limits or additional types of insurance coverage than shown above and the Contractor may be required to furnish a certificate of proof of insurance coverage.

The Contractor agrees to grant SPC an "additional insured" status on all applicable insurance policies and said policies will not be canceled unless SPC is provided thirty (30) day prior written notice. Nothing contained in the insurance requirement shall be construed as limiting the extent of the Contractor's responsibilities for payment of damages resulting from Contractor's, its employees or subcontractor's acts, omissions or operations under the

Contract. If so required by the Bid Request, the Contractor shall have all of its contract participants added as "additionally insured" on all applicable insurance policies.

A new Certificate of Insurance and Broad Form Vendor's Endorsement must be provided to SPC each year prior to the expiration of the Product Liability policy. This annual obligation remains in force for as long as Contractor continues to offer products or services under the Contract.

22. NON-DISCRIMINATION

The Contractor shall comply with the Illinois Human Rights Act, 775 ILCS 5/1 – 101, et seq. (2000), as amended, and any rules and regulations promulgated in accordance therewith, including but not limited to, the Equal Employment Opportunity Clauses, 5 Il. Admin. Code § 750A. The Contractor shall also comply with the Public Works Employment Discrimination Act, 775 ILCS 10/01 et seq. (2000), as amended.

It shall also be an unlawful employment practice for the Contractor (1) to fail or refuse to hire or to discharge any individual or their compensation, or the terms, conditions, or privileges of their employment, because of such individual's race, color, religion, sex, age, handicap or national origin; or (2) to limit, segregate or classify their employees or applicants for any individual or employment opportunities or otherwise adversely affect their status as an employee, because of such individual's race, color, religion, sex, age, handicap or national origin. Contractor shall comply with the Civil Rights Act of 1964, 42 U.S.C. § 2000, et seq. (2000), as amended.

23. DEFAULT

In case of default by the Contractor, SPC will procure articles or service from other sources and hold the Contractor responsible for any excess cost incurred as provided for in Article 2 of the Uniform Commercial Code.

SPC may terminate the whole or any part of the Contract in any one of the following circumstances:

A. If the Contractor fails to make delivery of materials or to perform services within the time specified in this proposal; or
B. Fails to make progress so as to endanger performance of the Contract, or
C. Fails to provide or maintain in full force and effect, liability and indemnification coverage if required.

24. SPECIAL CONDITIONS

Wherever special conditions are written into the Bid Request specifications or special provisions which are in conflict with conditions stated in the instructions to Bidders, the conditions stated in the specifications or special provisions shall take precedence.

25. FAVORED NATIONS CLAUSE

In the event the Contractor introduces a program with more favorable terms than those available to customers of similar status to SPC or its contract participants, the Contractor shall immediately make that program available to SPC and its contract participants.

26. PERMITS AND LICENSES

The successful Bidder shall obtain, at its own expense, all permits and licenses which may be required to complete the Contract.

27. REGULATORY COMPLIANCE

The Contractor shall submit a Material Safety Data Sheet (MSDS) prior to or at the time of delivery if any toxic substance is contained in the product per Public Act 83-240, OSHA standards or any other applicable law.

All applicable portions of the Uniform Commercial Code shall govern the Contract between the Contractor and SPC.

28. SPECIAL HANDLING

Prior to delivery of any material which is caustic, corrosive, flammable or dangerous to handle, the Contractor will provide written directions as to methods of handling such products, as well as the antidote or neutralizing material required for its first aid before delivery.

29. SPC PRICING FOR NON-PROFIT AGENCIES

The Contractor shall submit SPC pricing to any non-profit agency that is approved by SPC. In addition, it must be clearly designated and presented as SPC pricing.

30. ADDENDA

Addenda are written instruments issued by SPC prior to the date for receipt of Bids which modify, or interpret the Bid Request by addition, deletions, clarifications, or corrections.

Prior to the receipt of Bids, addenda will be emailed to prospective bidders. IT IS UP TO THE BIDDER TO CHECK WITH THE PURCHASING DIRECTOR FOR THE MOST CURRENT AMENDMENTS.

31. FORCE MAJEURE

Neither party shall be liable for any delays in performance caused by Acts of God, civil or military authority, fires or other circumstances beyond their reasonable control.

32. JURISDICTION

Finally, the parties agree that the Contract is subject to and shall be interpreted under the internal laws of the State of Illinois, without regard to its conflict of laws provision. By executing the Contract, both parties agree to be subject to the jurisdiction of the courts of the County of Cook in the State of Illinois. The parties also agree that should any litigation be

commenced between the parties concerning any provision of the Contract or the rights and duties hereunder, the party prevailing in such litigation shall be entitled, in addition to such other relief as may be granted in such proceeding, to reasonable sum from the non prevailing party for attorneys' fees.

Suburban Purchasing Cooperative
Request for Proposal #229
2024 Thermoplastic Road Marking Program

Special Conditions

I. Intent

The intent of this Request for Proposal (RFP) as it is issued by the Suburban Purchasing Cooperative (SPC) is to secure pricing quotations from qualified vendors as it relates to the procurement and delivery of material and labor for Thermoplastic Lane Marking under the joint purchasing program. The SPC does not guarantee any quantities purchased associated with this RFP. No additional compensation will be allowed to the awarded vendor for any adjustments of quantities.

The SPC represents over 144 municipalities and townships in the Chicago land region. The following entities are eligible to participate in the SPC joint purchasing programs: Municipalities, Townships, Counties, Fire Protection Districts, Park Districts, Libraries, School Districts and Non-Profit Organizations.

II. Billing

All billings shall be directed to the ordering agency. Billings shall only contain prices that are consistent with those in this contract. The Contractor will handle all billing directly, charging the prices accepted in the proposal. The price shall also include the SPC 4% Administrative fee. The SPC and participating municipalities are exempt from all state and local taxes.

This work will be paid for the contract price (per foot) for "THERMOPLASTIC PAVEMENT MARKING AND/OR TAPE – LINE 4 IN., 6 IN., 12 IN. and 24 IN." and (per square foot) for "THERMOPLASTIC PAVEMENT MARKING – LETTERS AND SYMBOLS", and (per square foot) "THERMOPLASTIC PAVEMENT MARKING REMOVAL." Double lines shall be measured as separate lines.

III. SPC Administrative Fee & Quarterly Reports

The Northwest Municipal Conference (NWMC) is responsible for the development, execution, and general contract administration of the SPC. The NWMC is compensated for program costs it incurs through payment from the vendor, in the amount of a 4% administrative fee. This fee shall be paid directly by the vendor to the SPC on a quarterly basis with a quarterly usage report. This is not an additional fee to be paid by the ordering entity. The SPC shall not be responsible for any non-payment by any participating agency. Each individual participant's agency shall be responsible for insuring delivery of product and work, receipt, and payment of vendor invoices, as well as for the resolution of disputes between the vendor and the member agency. Payment for the SPC administrative fees shall be sent to the NWMC Purchasing Director at 1600 East Golf Road, Suite 0700, Des Plaines, IL 60016. Payment shall be received by the NWMC within one month of the end of each fiscal quarter as follows:

Quarter 1: May 1 – July 31; payment due by August 31
Quarter 2: August 1 – October 31; payment due by November 30
Quarter 3: November 1 – January 31; payment due by February 28
Quarter 4: February 1 – April 30; payment due by May 31

IV. Quarterly Report

The vendor shall provide the NWMC Purchasing Director a quarterly usage report on an **Excel spreadsheet** detailing which municipalities work has been completed and the surface existing type, length, width, monetary amount for each order, and SPC administrative fee earned, via email to edayan@nwmc-cog.org.

V. Right to Audit

The SPC/NWMC reserves the right to audit the SPC vendor's administrative fee reports at any time for the duration of the contract and for a period of up to two years after the end of the contract or after final payment of administrative fees due under the contract. The right to audit shall include any subcontractors engaged by the vendor. The audit may be conducted utilizing SPC/NWMC staff through a contracted auditing firm. SPC/NWMC has the right to inspect the books/records/reports/documents of the firm at any time with reasonable notice (reasonable may be 3 days notice, not during a holiday or weekend, during normal business hours, etc). The vendor will make reasonable arrangements in order to conduct the audit. The contractor agrees to fully cooperate in the inspection of its books, records, documents, and reports by making them available for inspection at the date and time requested by the SPC/NWMC. In addition, the contractor will provide copies of any documents if requested by the SPC/NWMC.

In addition to collecting any outstanding administrative fees due to the SPC/NWMC, the SPC/NWMC further reserves the right to assess fees and liquidated damages, including but not limited to recovery of mutually agreeable fees to conduct the audit as well as a negotiated interest rate calculation, against the vendor to recoup the costs of the audit and the cost due to any underreporting of administrative fees due to the SPC/NWMC. The vendor shall remit all fees and liquidated damages due to the SPC/NWMC within sixty (60) days following the close of the audit.

VI. Participating Municipalities

A. The entities listed below participated in the SPC Contract in FY24, including, but not limited to:

Brookfield	Fox River Grove	New Lenox Township	River Forest
Buffalo Grove	LaGrange	Oak Park	Rolling Meadows
Carol Stream	Lake in the Hills	Park Ridge	Romeoville
Deerfield	Lincolnwood	Plainfield	Streamwood
			Vernon Hills

The listing of agencies on the attached Estimated Quantity by Municipality identifies the participating agencies and the FY24 quantities of the type and amount of thermoplastic lane markings they plan utilized. These totals are summarized by category in the "SCHEDULE OF PRICES" section of this RFP.

B. Municipalities may increase or decrease their quantities based on the total dollar amount for the contract. No additional compensation will be allowed to the contractor for any adjustment of quantities.

C. The vendor must agree to provide all lane marking to the participating agencies during the term of the contract at prices quoted herein.

D. The vendor must agree to provide lane marking to any and all eligible entities requesting to participate in the SPC contract during the term of the contract at prices quoted herein.

VII. Specifications

Bidder agrees to meet or exceed specifications as specified in Illinois Department of Transportation 2024 Standard Specifications for Road and Bridge Construction, specifically adhering to Division 700 Work Zone Traffic Control and Protection, Signing, and Pavement Marking. 2024 Illinois Highway Standards for Traffic Control Published.pdf

VIII. Service Specifications

A. Definition of Terms

1. Whenever the term "Owner' appears in the following provisions it shall be construed to mean NWMC on behalf of the SPC and its duly authorized representatives and the municipalities that are participating in the contract and their duly authorized representatives.

2. Whenever herein the term "Director" is used it shall be construed to mean the Director of Public Works or his or her designated representative of the municipality on which the work specified herein is performed.

3. Whenever herein the term "Contractor" is used, it shall be construed to mean the company or individual to whom the contract is awarded and its superintendents, workers, agents, or assignees.

4. Whenever herein the term "Work" is used it shall be construed to mean all phases of the operations required to completely perform all parts of the work as described in the specifications.

B. Control and Inspection of Work

All work performed by Contractor shall be done in conformance with the specifications of this document and directions of the Director of the jurisdiction in which work is being conducted. The specifications of this document take precedence unless the Contractor,

Director and the SPC agree otherwise. Any work or material that is not found to meet specifications shall be redone or replaced at the Contractor's expense.

C. Notice to Director

Contractor shall notify Director of a municipality at least three (3) business days in advance of the commencement of work in a municipality with a start date and time. Director may require a "pre-work" meeting with Contractor.

D. Supervisor at the Work Site

Contractor shall at all times have a foreman on the work site(s) that is fluent in the English language and who has full authority to act for Contractor and is able to receive and execute orders from representatives of the jurisdiction in which work is being conducted.

E. Pre-Construction Meeting

The SPC requires that a pre-construction meeting be held between the Contractor, an SPC representative and SPC membership involved with the Thermoplastic Lane Marking Program.

F. Provision of Schedule

The Contractor shall furnish a tentative schedule to both the participants and the NWMC Purchasing Director in advance of the pre-construction meeting, but no later than May 8, 2020. At minimum, a final schedule will be submitted at the pre-construction meeting or before the first day of work.

G. Contractor Provision

The contractor shall provide a local contact name, local phone number and email address.

H. Sequence and Speed of Work

1. *Consecutive Weather Permitting Days*

   Unless instructed otherwise by Director of the municipality in which work is being performed, work shall continue within a municipality on all consecutive weather-permitting non-holiday weekdays until the contract limit for the municipality has been reached, or the Director indicates work is to end. Work hours shall be limited to 7:00 A.M. through 5:00 P.M.

2. *Inclement Weather*

   It is the contractor's responsibility to provide proof of inclement weather conditions by providing the numbers of days of rainfall, low temperatures, snow, as well as the number of given days where the application of Thermoplastic Lane Marking was not possible.

Abnormal Rainfall is defined as the 10 years' maximum monthly rainfall for the counties of Cook, DuPage, Kane, Lake and McHenry counties. The qualifying date for abnormal rainfall is the date when cumulative rainfall for a given month exceeds the 10-year return for the month for any given county.

Proof of inclement weather shall be provided by obtaining information from the National Weather Service Chicago IL office website at: https://www.weather.gov/lot/?n=forecasts.

A list of reporting weather stations is available at: http://www.weather.gov/climate/xmacis.php?wfo=lot. Select product "Daily Data for a Month" and then select the appropriate location.

The Contractor shall present a claim to the NWMC Purchasing Director for delays and if chosen, a request for extension of time to complete the contract. The extension of time will be granted by the NWMC Purchasing Director.

I. Target Completion Goals

May 20, 2024	10% of contract
June 20, 2024	30% of contract
July 20, 2024	50% of contract
August 20, 2024	70% of contract
September 30, 2024	100% of contract

Unless an extension has been requested and granted due to inclement weather, the target dates shall be met by the contractor. If the contractor fails to meet the specific target goal percentages for a given month, the NWMC Purchasing Director will immediately notify the awarded contractor's bonding company. If, after 30 days, the contractor is still found to be non-compliant with the target completion goals, the SPC Governing Board reserves the right to cancel the contract and award the project to the next lowest bidder of record for 2020.

J. Completion of Work

All work required by this contract shall be completed during the period of April 15, 2024 to September 30, 2024 in compliance with the **2024 Illinois Department of Transportation Standard Specifications**. The Provisions of Article 108.09 (page 57-8 shall be strictly adhered to if the contractor fails to complete the required work before September 30, 2024, unless a later date is requested at the direction of the participating agency.

K. Protection of Public and Private Property

Contractor shall take precautions to avoid damage to public or private property during all stages of the contractor's work. Contractor is monetarily responsible for any damage to public or property in their performance of the contract.

L. Removal of Old Thermoplastic Pavement Markings
Contractor shall remove old thermoplastic markings before applying new material when requested by the Director. Removal shall be paid for on a square foot basis as included in the Schedule of Prices.

M. Traffic Control
The contractor shall obtain, erect, maintain and remove all signs, barricades, flag persons, and other traffic control devices as may be necessary for the purpose of regulating, warning or guiding traffic. Placement and maintenance of all traffic control devices shall be as directed by the Director and in accordance with applicable part of Article 107.14 of Standard Specifications and the Illinois Manual on Uniform Traffic Control devices for Streets and Highways. All traffic protection will be considered incidental to the cost of the Contract and will not be paid for separately.

N. Overnight Storage of Equipment and Condition of Work Sites
Work site shall be restored to an orderly condition with no loose debris and materials neatly arranged at the end of each workday. Contractor will comply with Director's instructions concerning overnight storage. Municipalities may provide contractor with temporary overnight storage. The SPC and the municipality do not assume responsibility for materials and equipment stored; contractor takes full responsibility.

IX. Legal Considerations & Compliance with Laws

All work performed by Contractor that is associated with the fulfillment of this contract shall conform to the terms of the document and the Illinois Department of Transportation Standard Specifications for Road and Bridge Construction where document is silent.

Contractor will also comply with all federal, state, and local laws, all rules and regulations, orders and decrees of any court, administrative body or tribunal that affect the performance of the contract. A partial list of applicable laws includes the Illinois Toll Highway Act, Workers Compensation Laws, Fair Labor Standards Act, Minimum Wage and Prevailing Wage. Pleas of misunderstanding or ignorance thereof will not be considered.

A. Collusion: The BIDDER certifies that the prices contained in the proposal have been established without knowledge of any other proposal on this item and the BIDDER has not colluded conspired, connived or agreed, directly or indirectly, with another BIDDER, VILLAGE employee or any person, to fix the bid price submitted by the BIDDER or any other BIDDER, and agrees to indemnify the VILLAGE for any losses sustained by it due to illegal actions of the BIDDER. He also certifies that the BIDDER, its agents, owners, officers or employees have not been convicted or pleaded nolo contendere to bribery, bid rigging, pricing fixing or defrauding a unit of

government in violation of Section 33E-3 or 33E-4 of the State of Illinois Criminal Code.

B. Sexual Harassment Policy: The BIDDER certifies that the firm has a written sexual harassment policy defining sexual harassment as required in Section 2-105 of the Illinois Human Rights Act. 775 ILCA 5/1-105 et. seq.

C. Tax Payments: The BIDDER certifies that the BIDDER is not delinquent in the payment of any tax administered by the Illinois Department of Revenue as set forth in 65 ILCS 5/11-42.1-1.

D. Fair Employment Practices: The BIDDER assures the VILLAGE that he is an "Equal Opportunity Employer" as defined by federal and state laws and regulations. He agrees to comply with the Illinois Employment Practice Commission Equal Opportunity clause as required by Article 11 of the Illinois FEPC Rules and Regulations, which is considered to be part of any contract or purchase agreement. The clause is reprinted below:

ILLINOIS EQUAL OPPORTUNITY CLAUSE

In the event of the contractor's non-compliance with the provisions of this Equal Employment Opportunity Clause, the Illinois Human Rights Act or the Rules and Regulations of the Illinois Department of Human Rights ("Department"), the contractor may be declared ineligible for future contracts or subcontracts with the State of Illinois or any of its political subdivisions or municipal corporations, and the contract may be canceled or voided in whole or in part, and such other sanctions or penalties may be imposed or remedies invoked as provided by statute or regulation. During the performance of this contract, the contractor agrees as follows:

1) That it will not discriminate against any employee or applicant for employment because of race, color, religion, sex, sexual orientation, marital status, national origin or ancestry, citizenship status, age, physical or mental disability unrelated to ability, military status, order of protection status, or an unfavorable discharge from military service; and further that it will examine all job classifications to determine if minority persons or women are underutilized and will take appropriate affirmative action to rectify any such underutilization.

2) That, if it hires additional employees in order to perform this contract or any portion thereof, it will determine the availability (in accordance with the Department's Rules) of minorities and women in the area(s) from which it may reasonably recruit and it will hire for each job classification for which employees are hired in such a way that minorities and women are not underutilized.

3) That, in all solicitations or advertisements for employees placed by it or on its behalf, it will state that all applicants will be afforded equal opportunity without

discrimination because of race, color, religion, sex, sexual orientation, marital status, national origin or ancestry, citizenship status, age, physical or mental disability unrelated to ability, military status, order of protection status, or an unfavorable discharge from military service.

4) That it will send to each labor organization or representative of workers with which it has or is bound by a collective bargaining or other agreement or understanding, a notice advising such labor organization or representative of the contractor's obligations under the Illinois Human Rights Act and the Department's Rules. If any such labor organization or representative fails or refuses to cooperate with the contractor in its efforts to comply with such Act and Rules, the contractor will promptly so notify the Department and the contracting agency and will recruit employees from other sources when necessary to fulfill its obligations there under.

5) That it will submit reports as required by the Department's Rules, furnish all relevant information as may from time to time be requested by the Department or the contracting agency, and in all respects comply with the Illinois Human Rights Act and the Department's Rules.

6) That it will permit access to all relevant books, records, accounts and work sites by personnel of the contracting agency and the Department for purposes of investigation to ascertain compliance with the Illinois Human Rights Act and the Department's Rules.

7) That it will include verbatim or by reference the provisions of this clause in every subcontract it awards under which any portion of the contract obligations are undertaken or assumed, so that such provisions will be binding upon such subcontractor. In the same manner as with other provisions of this contract, the contractor will be liable for compliance with applicable provisions of this clause by such subcontractors; and further it will promptly notify the contracting agency and the Department in the event any subcontractor fails or refuses to comply therewith. In addition, the contractor will not utilize any subcontractor declared by the Illinois Human Rights Commission to be ineligible for contracts or subcontracts with the State of Illinois or any of its political subdivisions or municipal corporations.

E. Preference to Illinois Citizens Act

The *Preference to Illinois Citizens Act, also known as the Employment of Illinois Workers on Public Works Act* is not enforceable unless Illinois has an **excessive unemployment** rate of over 5%. According to the United States Bureau of Labor Statistics, the current (**October 2023**) rate of unemployment in Illinois is listed at **4.7%.** The SPC shall enforce the Preference to Illinois Citizens Act at this time and does reserve to right to enforce the Act whenever applicable.

ACT 570. EMPLOYMENT OF ILLINOIS WORKERS ON PUBLIC WORKS ACT-ILLINOIS COMPILED STATUTES: 30 ILCS 570/1-7.

5701/1. Definitions

§ 1. For the purpose of Article 2 of this Act, the following words have the meaning ascribed to them in this section.

"Illinois laborer" refers to any person who has resided in Illinois for at least 30 days and intends to become or remain an Illinois resident.

"A period of excessive unemployment" means any month immediately following 2 consecutive calendar months during which the level of unemployment in the State of Illinois has exceeded 5% as measured by the United States Bureau of Labor Statistics in its monthly publication of employment figures.

570/2. Application of Act

§ 2. Article 2 of this Act applies to all labor on public works projects or improvements, including projects involving the clean-up and on-site disposal of hazardous waste, but excluding emergency response or immediate removal activities, whether skilled, semi-skilled or unskilled, whether manual or non-manual.

570/3. Public Works Projects-Employment of Illinois laborers

§ 3. Whenever there is a period of excessive unemployment in Illinois, every person who is charged with the duty, either by law or contract, of constructing or building any public works project or improvement or for the clean-up and on-site disposal of hazardous waste for the State of Illinois or any political subdivision, municipal corporation or other governmental unit thereof shall employ only Illinois laborers on such project or improvement, and every contract let by any such labor be used: Provided, that other laborers may be used when Illinois laborers are not available, or capable of performing the particular type of work involved, if so certified by the contractor and approved by the contracting officer.

570/4. Non-resident executive and technical experts

§ 4. Every contractor on a public works project or improvement in this State may place on such work a regularly employed non-resident executive and technical experts, even though they do not qualify as Illinois laborers as defined in Section 1 of Article 2 of this Act.

570/5. Rules and Regulations-Bidding notice

§ 5(a). In all contracts involving the expenditure of federal aid funds in relation to a public works project or improvement, Article 2 of this Act shall not be enforced in such manner that conflicts with any federal statues or rules and regulations.

570/6. Violation-Penalty

§ 6. Any person who knowingly fails to use Illinois laborers as required in this Act, shall be guilty of a Class C misdemeanor. Each separate case of failure to use Illinois laborers on such public works projects or improvements shall constitute a separate offense.

570/7. Enforcement

§ 7. Article 2 of this Act shall be enforced by the Department of Labor, which as represented by the Attorney General, is empowered to sue for injunctive relief against the awarding of any contract or the continuation of any work under any contract for public works or improvements when the provisions of Articles 2 of this Act are not being met.

X. Failure to Meet Contractual Obligations

If the vendor is unable to meet its contractual obligations within a reasonable time determined by the SPC for any reason including strikes and acts of God, as set out in the contract documents, then the SPC, at its option, may secure materials and/or services from any other available source and any difference in price shall be a liability of the vendor and payment of any differential shall be under such terms and conditions which the SPC, in its sole discretion, the most practical and cost effective method of supply available to obtain the material.

XI. Cancellation

The Suburban Purchasing Cooperative (SPC) reserves the right to terminate this contract at any time and for any reason during its period of performance upon giving thirty (30) days written notice to the vendor of such cancellation. The award vendor may terminate this contract at any time and for any reason during its period of performance upon giving sixty (60) days written notice to the NWMC Purchasing Director. Parties agree to meet and confer promptly in the event of any discrepancy or concern. In the event termination notice is served, the awarded vendor and participating ordering agencies of this program shall continue to honor the terms of this contract until each participating ordering agency 's existing contract with the awarded vendor has expired.

XII. Term of Contract

Contract shall be in force for one year from the date of the contract award, provided terms of the contract are honored and the right to terminate described in section five above has not been exercised. All confirmed orders will be protected under this contract until delivered to the participant. The SPC reserves the right to extend the contract for up to (3) three additional one-year terms upon mutual agreement of both the vendor and the Conference

on a negotiated basis. *The vendor must hold bid prices constant for the first year of the contract.* If a contract extension is exercised, the vendor must provide written documentation from the manufacturer proving any price increases and/or decreases for items originally bid on. In no event shall the term plus renewals exceed four (4) years.

XIII. References

Bidding vendors shall provide (5) five references from current purchasers (Appendix A).

XIV. Vendor Qualifications

Vendor shall provide a general history, description and financial status of their company.

Vendor shall have owned and operated the business for at least five (5) years and must give evidence of the same.

The SPC reserves the right to visit and inspect the premises and operation of any vendor.

XV. Services

The awarded vendor shall assign (at minimum) one in-house customer service representative (salesperson) to handle all routine issues with regards to orders, deliveries, back-orders and invoices. The customer service (salesperson) shall be accessible by telephone during normal working hours, Monday through Friday.

XVI. Toxic Substances

Any toxic substances awarded, must have label securely affixed to each container and to each case with manufacturer's standard identification commercially type-set label which shall be in compliance with the Federal Hazardous Substances Labeling Act and applicable O.S.H.A. requirements. Label shall be in water resistant ink and be such that label will resist deterioration and remain legible throughout using period of contents.

The Label shall clearly indicate at least the following:

- Generic identification of contents
- Name and address of manufacturer
- Trade/brand name of product therein
- Manufacturer's directions for use in detail
- Warning statement and precautionary handling instructions
- Recommended antidotal action information as required
- Net contents in U.S. standard pounds, ounces, gallons or fluid ounces
- Active ingredient claims as required

XVII. Toxic Substance Disclosure Law

It is a condition of this RFP, and/or any resulting order, that the vendor is required to furnish a Materials Data Safety Sheet for each toxic substance awarded. Such sheets shall accompany each shipment or be forwarded under separate cover at time of shipment to the user agency. Submission of Materials Data Safety Sheet is required by the Illinois Toxic Substances Disclosure to Employees Act (PA 83-240, ILL. Rev, STAT., CH48, PAR 1401 ET SEQ).

All such products shall be currently and properly on file with the Thompson Micro Medex Poisindex System, 6200 South Syracuse Way, Suite 300, Greenwood Village, CO 80111-4740, Phone (303) 486-6400.

XVIII. Program Promotion

The SPC and vendor shall promote and announce the onset of the SPC/awarded vendor program, and shall actively solicit participants (Municipalities, Townships, Schools, Libraries, Park Districts, Counties, and not-for-profits in Illinois). The awarded vendor will be allowed to send promotional materials to participants with prior written approval of the SPC. Mailings originated by the awarded vendor will be at their own expense. The awarded vendor agrees that any bids received by any municipal law enforcement agency be clearly noted as being a SPC contract price. The awarded vendor agrees to support and participate in SPC Vendor events.

XIX. Features

The awarded vendor shall have items available within the production capabilities of the manufacturer after the receipt of the order. The awarded vendor may refer calls and requests for pricing information related to this bid to the NWMC Purchasing Director, or at the expense of the awarded vendor, send out specification sheets by fax, email or mail.

XX. Unit Prices

Unit prices shall only be shown for the basic unit of measure and options indicated. Quoted prices shall be guaranteed for the term of the contract.

XXI. F.O.B. Point

Except as otherwise noted, basic unit prices are to be quoted to include delivery.

XXII. Ordering Procedures

Release orders are to be issued by the local governmental units which will issue orders for delivery on their own order form and in accordance with their needs.

XXIII. Delivery Conditions

All orders delivered to the local governmental units are required to be delivered in exact compliance with specifications. Failure to comply shall be considered grounds for the local governmental unit to seek remedy for the deficiency in line with the legal policies prevailing

for their government as pertains to failure to make delivery under contract in conformance to specifications.

XXIV. Joint Purchasing Agreement

Illinois revised statues, 1989, CH. 85, PAR. 1601 ET SEQ. (The joint purchases by governmental units act), authorizes certain local governmental units and not-for-profit workshops for the severely handicapped (as defined in Illinois Revised Statues, 1989, CH. 127, PAR. 132.7-1, meeting the requirements of CH. 85, PAR. 1602.2) to purchase personal property and supplies jointly.

(30 ILCS 525/0.01) (from Ch. 85, par. 1600) The Governmental Joint Purchasing Act. (Source: P.A. 86-1324.)

(30 ILCS 525/1) (from Ch. 85, par. 1601) Sec. 1. For the purposes of this Act, "governmental unit" means State of Illinois, any public authority which has the power to tax, or any other public entity created by statute. (Source: P.A. 86-769.)

30 ILCS 525/2) (from Ch. 85, par. 1602) Sec. 2. (a) Any governmental unit may purchase personal property, supplies and services jointly with one or more other governmental units. All such joint purchases shall be by competitive bids as provided in Section 4 of this Act. (Source: P.A. 87-960.)

Any authorized local unit of government or qualified workshop that may participate in this contract shall be responsible for issuing purchase orders direct to vendor, processing invoice vouchers and making payments due the vendor. Cash on delivery terms without the consent of the local governmental unit is prohibited.

By submitting a bid, the awarded vendor agrees to extend all terms and conditions, specifications and the quoted prices or discounts for the item(s) listed in this contract to all authorized local governmental units and qualified workshops.

XXV. Reservation of Rights

The SPC reserves the right to take bids and buy outside of the contract for any orders, in the event the awarded vendor is unable to deliver for causes beyond his or her control and not the result of fault or negligence of the awarded vendor.

XXVI. Assignment of the Contract

No contract or release order issued under this contract shall be assigned, changed, or in any other manner disposed of without the written permission of the SPC.

XXVII. Manufacturer's Strike

In the event that a strike against an awarded vendor manufacturer is in effect for not less than forty-five (45) days, the SPC reserves the option to either re-bid the contract or award the existing contract to the next low bidder representing another manufacturer able to deliver the items within the allotted time as stated in the contract.

XXVIII. Award of Bid

Basis of the award will be conformity to the specifications and is most advantageous to the SPC, the lowest total price for animal tags and motorcycle medallions exclusive of optional items, the meeting of the five-year in business requirement and the provision of the description and financial status of the company (Appendix B).

Reference checks will be performed and if found unsatisfactory by the NWMC Purchasing Director and the SPC Governing Board they shall be due cause for rejection of the bid. Recommendation of award will be made by the NWMC Purchasing Director, and the final determination of award will be decided by the SPC Governing Board.

XXIX. Proposal Guarantee

Winning Bidder shall submit a proposal guaranty within 2 working days of the award, payable to the Northwest Municipal Conference (NWMC) on behalf of the Suburban Purchasing Cooperative (SPC), in the amount of 5% of the total bid on the attached Material Proposal Form. The proposal guaranty is to be in the form of a CERTIFIED OR CASHIER'S CHECK. The proposal guaranty is forfeited to the NWMC if the vendor, in the sole estimation of the SPC, fails to honor the terms of this contract. The proposal guaranty will be returned to the vendor upon successful completion of the contract. A statement concerning bid rigging and bid rotating shall accompany bids.

XXX. Certified Payroll

The Prevailing Wage Act shall be followed,
http://www.ilga.gov/legislation/ilcs/documents/082001300K4.htm
(Public Act 094-0515) is amended by changing Section 5 of the Act as follows: (from Ch. 48, par. 39s-4).

While participating on public works, the contractor and each subcontractor shall:

A. Make and keep, for a period of not less than three (3) years, records of all laborers, mechanics, and other worker's name, address, telephone number when available, social security number, classification or classifications, hourly wages paid in each pay period, the number of hours worked each day, and the starting and ending times of work each day; and

B. Submit monthly, in person, by mail, or electronically a certified payroll to the Suburban Purchasing Cooperative. The certified payroll shall consist of a complete copy of the records identified in paragraph (a) of this subsection. The certified payroll shall be accompanied by a statement signed by the contractor or subcontractor which avers that:

(i) such records are true and accurate; (ii) the hourly rate paid to each worker is not less than the general prevailing rate of hourly wages required by the Prevailing Wage Act 094-0515 and (iii) the contractor or subcontractor is aware that filing a certified payroll that he or she knows is false is a Class B misdemeanor. A general contractor

is not prohibited from relying on the certification of a lower tier subcontractor, provided the general contractor does not knowingly rely upon a subcontractor's false certification. Any contractor or subcontractor subject to this Act who fails to submit a certified payroll or knowingly files a false certified payroll is in violation of this Act and guilty of a Class B misdemeanor. **The Northwest Municipal Conference Purchasing Director, as the SPC representative, shall keep the records submitted in accordance with this paragraph (b) of Section (5) for a period of not less than three (3) years**. The records submitted in accordance with this paragraph (b) shall be considered public records, except an employee's address, telephone number and social security number, and made available in accordance with the certified payroll laws and regulations.

XXXI. Debarment

Prospective bidders may be barred from doing business with the Suburban Purchasing Cooperative for a period up to five (5) years including a minimum of one bidding cycle for a first-time offense with the approval of the SPC Governing Board. Second time offenders may be barred for a period up to ten years also with the approval of the SPC Governing Board. Barred vendors may appeal no later than 30 days after issuance of the decision by filing a written notice of appeal to the SPC Governing Board for consideration. The SPC Governing Board will review and provide a recommendation to the NWMC Executive Director. The Executive Director will make the final decision on the appeal.

Bidders may be barred for the following (non-inclusive):

A. Breach (including anticipatory breach) of contract with the SPC or any governmental unit. Governmental unit is defined as any public authority in the State of Illinois which has the power to tax, or any other public entity created by statute. (30 ILCS 525/1) Illinois Governmental Joint Purchasing Act.

B. The bidder being delinquent in the payment of any tax administered by the Illinois Department of Revenue as set forth in 65 ILCS 5/11-42.1-1

C. A bidder who is barred from doing business with the federal government, the State of Illinois, or a unit of local government in Illinois, that has been found to be in violation of any federal or state statute or regulation concerning public contracting or the Illinois Officials and Employee Ethics Act, or who has failed to perform as required on a previous NWMC contract. Also, any vendor who appears on Illinois Department of Labor (IDOL) List of Prohibited Contractors Vendor Suspensions & Debarments (illinois.gov).

D. Falsifying or misrepresenting manufacturer's specifications to appear responsive to a solicitation.

E. Conferring or offering to confer any gift, gratuity, favor, or advantage, present or future, upon any NWMC employee or SPC Governing Board member who exercises any "official responsibility" to negotiate and enter into contracts. It is not necessary that the offer be accepted by the employee/committee member, or even that the offer be made with intent to influence the employee/committee member in an official act.

F. Failing to disclose a condition constituting a conflict of interest by any officer, director, owner, or partner of the vendor in a contract or purchase order awarded by the Conference, a unit of local government, or a state agency.

G. Any fact indicating that the individual or firm is not a responsible vendor. A responsible bidder is defined as a person who has the capability in all respects to perform fully the contract requirements and the integrity and reliability that will assure good faith performance (30 ILCS 500/1-15.80).

H. Conviction of any criminal offense involving public contracting. Examples include, but are not limited to, bribery and knowingly making a false statement in regard to collusion of a Request for Proposals. Conviction for any of the above of any officer, director, owner, partner, agent or related business entity of a vendor shall constitute grounds for debarment.

I. Judgment finding a violation of federal, state, or local municipality antitrust laws.

J. Finding that the bidder has colluded, conspired or agreed directly or indirectly, with any other bidder, public employee, NWMC employee or any person, to fix the bid price submitted by bidder or any other bidder or that the bidder, its agents, owners, officers or employees have been convicted or pleaded nolo contendere to bribery, bid rigging, pricing, fixing, or defrauding, a unit of local government in violation of Section 33E-3 or 33E-4 of the State of Illinois Criminal Code.

XXXII. Links to State of Illinois Documents

It is the bidder's responsibility to utilize and comply with the most recent versions of all applicable State and Local specifications, including, but not limited to, the following documents:

A. Illinois Department of Transportation 2024 Standard Specifications for Road & Bridge Construction, Division 700 Work Zone Traffic Control and Protection, Signing, and Pavement Marking: Highway Standards and District Specific Standards (illinois.gov)

B. Employment (820 ILCS 130/4) Prevailing Wage Act Document:
http://www.ilga.gov/legislation/ilcs/documents/082001300K4.htm

C. Illinois Department of Labor (IDOL) List of Prohibited Contractors:
Public Works Debarred Contractors - Conciliation and Mediation Division (illinois.gov)

D. IDOT LR107-6 Special Provision for Selection of Labor: Local Roads Special Provisions and Special Details (illinois.gov)

F. Illinois Department of Labor Current Rates by County:
Current Prevailing Rates (illinois.gov)

1. Cook County Prevailing Wage for January 25, 2024:
PublishedRatesForCounty (illinois.gov)

2. DuPage County Prevailing Wage for January 25, 2024:
PublishedRatesForCounty (illinois.gov)

3. Lake County Prevailing Wage for January 25, 2024:
PublishedRatesForCounty (illinois.gov)

4. McHenry County Prevailing Wage for January 25, 2024:
PublishedRatesForCounty (illinois.gov)

5. Will County Prevailing Wage for January 25, 2024:
PublishedRatesForCounty (illinois.gov)

G. Typical Pavement Markings:
2024 Illinois Highway Standards for Traffic Control Published.pdf

H. Urban Lane Closure, 2L, 2W, Undivided:
2024 Illinois Highway Standards for Traffic Control Published.pdf

I. Urban Lane Closure, 2L, 2W, with Bidirectional Left Turn Lane:
2024 Illinois Highway Standards for Traffic Control Published.pdf

J. Urban Lane Closure, Multi-lane 1W or 2W with Non-Traversable Median:
2024 Illinois Highway Standards for Traffic Control Published.pdf

K. Urban Lane Closure, 2L, 2W, with Bidirectional Left Turn Lane:
2024 Illinois Highway Standards for Traffic Control Published.pdf

L. Urban Lane Closure, Multi-lane 2W with Mountable Median
2024 Illinois Highway Standards for Traffic Control Published.pdf

M. Urban Lane Closure, Multi-lane Intersection:
2024 Illinois Highway Standards for Traffic Control Published.pdf

N. Sidewalk, Corner or Crosswalk Closure:
2024 Illinois Highway Standards for Traffic Control Published.pdf

O. Traffic Control Device Standard:
2024 Illinois Highway Standards for Traffic Control_Published.pdf

Suburban Purchasing Cooperative
Request for Proposal #229
2024 Thermoplastic Road Marking Program

Bidder Response Section

Delivery: Estimated delivery time required after receipt of order: _____ days. (Please be as accurate as possible.)

The SPC may accept the bid at any time within 45 days of bid opening and such acceptance shall bind the bidder to perform in accordance with the terms and conditions contained in or referenced in the invitation.

Prompt Payment Discount: _____% 30 calendar days after receipt of shipment or properly executed invoice voucher, whichever is received later.

Federal Employer Identification Number 36-3494087

Certification by Bidder

By submitting a signed bid (unsigned bids will not be considered) the bidder certifies that he or she:

a. Has read and understands the requirements of the invitation for bids and offers to provide the requested goods and services, and

b. Is not barred from being awarded a contract or subcontract under section 10.1 or 10.3 of the Illinois Purchasing Act (see IL. Statues 30 ILCS 505/10.1 and 30ILCS 505/10.3. Nor is it barred from contracting with units of state or local government as a result of a violation of section 33e-4 of the criminal code of 1961 (see IL. Statues 720 ILCS 5/33e3 and 720 ILCS 5/33-e4).

Please Note: You must sign this bid in ink. Please provide all the information requested.

The undersigned acknowledges and agrees that each of the certifications shall be incorporated into and made part of the Request for Proposal agreement, contract, amendment, renewal or other similar document to which these certifications are attached.

Bidder or Firm: Superior Road Striping, Inc.

Bid Submitted by (signature in ink): Brian Patterson

Title: Director Contracts & Administration

Street Address: 225 Miles Parkway

City, State, Zip Code: Bartlett, IL 60103

Telephone Number: 630-293-0026 x3338

Email: BMPatterson@highstartraffic.com

(*) ( ) Check here if billing is to be made from address other than one shown and type or print same in the blanks:

_____

_____

_____

Note: Please provide a telephone number that the SPC may use to contact your firm:

(Phone): 630-293-0026 (Fax): _____

Please print contact person's name: Sandy DeHoyos

Email address: SJDehoyos@highstartraffic.com

The SPC contract awarded vendor agrees to submit the pricing enclosed to any unit of local government submitting a bid. This means that if a municipality/township submits a separate bid to the dealer, the dealer must quote the SPC price. In addition, the dealer must inform the unit of local government that the dealer is the SPC approved vendor.

Exceptions to this policy must be approved by the SPC.

Vendor References
Bidding vendor shall provide five (5) references from current purchasers

Reference #1	
Company Name	Illinois Dept of Transportation
Contact Name	Ken Kenenakhone2
Address	201 W Center St Schaumburg IL 60196
Telephone	847-562-6196
Email	pat.kenenakhone@illinois.gov
Annual Contract $	$700,000.00
Reference #2	
Company Name	Lake County Dot
Contact Name	Tom B
Address	600 W. Winchester Rd Libertyville IL 60047
Telephone	847-377-7476
Email	tbenecke@lakecountyil.gov
Annual Contract $	$952,333.33
Reference #3	
Company Name	Kendall County Highway Dept
Contact Name	John B
Address	6780 Rt 47 Yorkville IL 60560
Telephone	630-774-1840
Email	jbursheid@co.kendall.il.us
Annual Contract $	$286,566.00
Reference #4	
Company Name	Dupage County Dot
Contact Name	Keith Warf
Address	421 County Farn Rd Wheaton IL 60187
Telephone	630-488-9575
Email	keith.warf@dupageco.org
Annual Contract $	$474,410.00
Reference #5	
Company Name	Village of Bolingbrook
Contact Name	Ivan
Address	375 W Briarcliff Rd Bolongbrook IL 60440
Telephone	630-266-8858
Email	istraka@bolingbrook.com
Annual Contract $	$163,500.00

Addendum B

Vendor Qualifications

(Attach additional pages as needed)

List employees who will be dedicated to the Suburban Purchasing Cooperative (SPC) Program:

Name	Paul Interrante
Position	Traffic Safety Worker - Foreman
# of Years	20 plus
Responsibility/Experience	All aspects pavement marking
Task	
Name	Julio Rangel
Position	Traffic Safety Worker - Foreman
# of Years	20 plus
Responsibility/Experience	All aspects pavement marking
Task	
Name	Alex Aranda
Position	Traffic Safety Worker - Foreman
# of Years	15 plus
Responsibility/Experience	All aspects pavement marking
Task	
Name	Richard Martinello
Position	Traffic Safety Worker - Foreman
# of Years	15 plus
Responsibility/Experience	All aspects pavement marking
Task	
Name	Joseph Duda
Position	Traffic Safety Worker - Foreman
# of Years	20 plus
Responsibility/Experience	All aspects pavement marking
Task	

Suburban Purchasing Cooperative
Request for Proposal #229
2024 Thermoplastic Road Marking Program

Vendor Qualifications

Provide number of years in business 37

The contractor shall provide the annual sales amount for the last completed fiscal year:

$ 10 Million

The contractor shall provide their Dunn & Bradstreet (D&B) number: N/A

If no D&B number is available, please attach either a recent D&B Company Profile Report or an equivalent.

Is your firm MBE Certified? N **(Y or N)** Is your firm WBE Certified? N **(Y or N)**

The SPC does not provide any price preference to Minority Business (MBE) or Women Owned Business (WBE) firms but does encourage participation of those firms.

Please list any value-added services:

Suburban Purchasing Cooperative
Request for Proposal #229
2024 Thermoplastic Road Marking Program

Sub-Contractor Information
(If applicable)
(Attached additional pages as needed) *

Name: N/A

Address: _____

Years in Business: _____

Years Used by Contractor: _____

Is your firm MBE Certified? _____ (Y or N) Is your firm WBE Certified? _____ (Y or N)

Services Provided by Sub-Contractor:

_____

_____

_____

_____

_____

Name: _____

Address: _____

Years in Business: _____

Years Used by Contractor: _____

Is your firm MBE Certified? _____ (Y or N) Is your firm WBE Certified? _____ (Y or N)

Services Provided by Sub-Contractor:

_____

_____

_____

Suburban Purchasing Cooperative
Request for Proposal #229
2024 Thermoplastic Road Marking Program

ADDENDUM C

SPC MEMBERS

Northwest Municipal Conference	DuPage Mayors and Managers Conference	South Suburban Mayors & Managers Association	Will County Governmental League
Antioch	Addison	Alsip	**Beecher**
Arlington Heights	Aurora	**Beecher**	**Bolingbrook**
Bannockburn	**Bartlett**	Blue Island	Braidwood
Barrington	Bensenville	Burnham	Channahon
Bartlett	Bloomingdale	Calumet City	Coal City
Buffalo Grove	**Bolingbrook**	Calumet Park	Crest Hill
Deer Park	Burr Ridge	Chicago Heights	Diamond
Deerfield	Carol Stream	Country Club Hills	Elwood
Des Plaines	Clarendon Hills	Crestwood	Frankfort
Elk Grove Village	Darien	Crete	Grundy County
Evanston	Downers Grove	Dixmoor	Homer Glen
Fox Lake	Elmhurst	Dolton	Joliet
Glencoe	Glen Ellyn	East Hazel Crest	**Lemont**
Glenview	Glendale Heights	Flossmoor	Lockport
Grayslake	**Hanover Park**	Ford Heights	Manhattan
Hanover Park	Hinsdale	Glenwood	Minooka
Highland Park	Itasca	Harvey	**Mokena**
Hoffman Estates	**Lemont**	Hazel Crest	**Monee**
Kenilworth	Lisle	Homewood	Morris
Lake Bluff	Lombard	Lansing	**Naperville**
Lake Forest	**Naperville**	Lynwood	New Lenox
Lake Zurich	Oak Brook	Markham	**Orland Park**
Libertyville	Oakbrook Terrace	Matteson	Oswego
Lincolnshire	Roselle	Midlothian	**Peotone**
Lincolnwood	**Schaumburg**	**Mokena**	Plainfield
Morton Grove	Villa Park	**Monee**	Rockdale
Mount Prospect	Warrenville	Oak Forest	Romeoville
Niles	Wayne	Olympia Fields	Shorewood
Northbrook	West Chicago	Orland Hills	Symerton
Northfield	Westmont	**Orland Park**	**University Park**
Northfield Twp.	Wheaton	Park Forest	Wilmington
Palatine	Willowbrook	**Peotone**	**Woodridge**
Park Ridge	Winfield	Phoenix	Will County
Prospect Heights	Wood Dale	Posen	
Rolling Meadows	**Woodridge**	Richton Park	
Schaumburg		Riverdale	
Skokie		Robbins	
Streamwood		Sauk Village	
Vernon Hills		South Chicago Heights	
West Dundee		South Holland	
Wheeling		Steger	
Wilmette		Thornton	
Winnetka		Tinley Park	
		University Park	
		Worth	
43	***35***	***45***	***33***

156	**Total Membership**
12	**Duplicates**
144	**Net**

	Thermoplastic								Mod Ureth Pvt Mk						
Fiscal Year 2024	4' LF	6' LF	8'	12' LF	24' LF	L&S SF	Removal SF	Bike Marking Chevron Ea	4' LF	6' LF	12' LF	24' LF	L&S SF	Removal SF	Bike Marking Chevron Ea
Brookfield	3721	5346		131	118	174		22	238	506	156	92			
Buffalo Grove	19421	2594		2457	441	468				512	477	1119		11854.3	
Carol Stream	24358	4394		2544	464	1107.6									
Deerfield	7652	1974		565	456	713.3			1981	682	533	138	15		
Fox River Grove	238	2099		548	274										
LaGrange	14056	2933		1958	1193	71.2									
Lake in the Hills	24895	3601		949	1378	410.8									
Lincolnwood	6098	390		197	81	95.8									
New Lenox Twnship Hwy De	6875	304		171	90	134	205.6								
Oak Park	27285	16171		20970	6822	2091.5									
Park Ridge	3575	1670		975	362	247.2									
Plainfield	5710	2658		441	504	180.8			1945	1176	887	189	192.4		
River Forest	3190	2108		1357	521	243.3									
Rolling Meadows	2720	1756		2472	649	182									
Romeoville	65564	10749		4560	1208	2767.3	30.6								
Streamwood	4598	519		810	224	313									
Vernon Hills	26542	1365		1951	523	559.1	371								
TOTAL FY24	246498	60631		43056	15307	9663.1	607.2	22	4164	2876	2053	1538	207.4	11854.3	

	Thermoplastic								Mod Ureth Pvt Mk						
Fiscal Year 2023	4' LF	6' LF	8'	12' LF	24' LF	L&S SF	Removal SF	Bike Marking Chevron Ea	4' LF	6' LF	12' LF	24' LF	L&S SF	Removal SF	Bike Marking Chevron Ea
Arlington Heights	46024	8341	471	11337	1387	1523.3									
Arlington Heights	1960	1492	112	3041	230	98.8									
Arlington Heights	410			591											
Brookfield	11891	9494		2186	1816	159.4				3316	851			556	
Carol Stream	23231	8344		1696	320	1262			409	296	248	170			
Deerfield	4494	922		334	265										
Downers Grove	35818	9193		2095	1046	2240.7									
Fox River Grove	178	2187		120	462										
Glenview	28626	9217	410	3624	1367	1687.4									
LaGrange		5936		2092	1367	248.2									
LaGrange Park	300	1190		1800	637										
Lake Forest	504550	11911		5240	1996	2383									
Lake in the Hills	14401	2434		1125	975	182									
Lincolnwood	12292	686		435	229	343.2									
New Lenox	43029	37		848	138	333.2			432						
New Lenox	25015	2920		1695	209	858			440	1653	170	153	257.6		
Oak Brook	24113	611		392	153	206.8									
Palatine	6306	15299		330	550	72.8	6330.8			340	636	135			684
Palos Hts		3162		2129	794	31.2									
Park Ridge	5946	18456		1647	803	72.8									
River Forest	50	2795		2649	642	52.6									
Romeoville	77502	6406		1423	587	2002			10856	2525	33	117	473		
Skokie	39018	6617	7110	4062	2724	1580.7	318.57		570	607	422	105	149.5		
Skokie	5333	1905	236	1177	714		1092								
Streamwood	6359.8	1044.1		414.6	356.3	179.6									
Vernon Hills	23845	6521		1944	384	1038.1	69.5								
Vernon Hills	8982	7157		2106	327	716.8			1805				18.4		
Total	949674	144277	8339	56532.6	20478.3	17272.6	7810.87		14512	8737	2360	680	898.5	556	684

	Thermoplastic								Mod Ureth Pvt Mk						
Fiscal Year 2022	4' LF	6' LF	8'	12' LF	24' LF	L&S SF	Removal SF	Bike Marking Chevron Ea	4' LF	6' LF	12' LF	24' LF	L&S SF	Removal SF	Bike Marking Chevron Ea
Arlington Hts	47147	15361	60	13734	1688	2463.4									
Bartlett	30086	2073		3314	478	109.2	4299.6								
Beecher	5946	822		42	344	785.8	1243.6								
Brookfield	28564	5994		3029	1403	335.6	1598								
Brookfield	288			268	76	98.8									
Carol Stream	33527	5623		4172	827	756.7	32								
Deerfield	6915	2167		239	492	518.8			1442	574	380	149	64.4		
Elk Grove Village	4530	3700		272	488	291.2									
Elk Grove Village	24272	8419		280	808	1294.8									
Fox River Groave	190	2555		120	447										
Glenview	52584	11317	38	2991	1505	1668									
LaGrange	1649	4278		4543	1252										
Lake Forest	62204	3353		4091	953	1043.2	12287								
Lake Forest	95336	9025		2524	1809	1369.4									
Lake in the Hills	25852	2805		2118	874	3963									
New Lenox	27704	3540	1060	2178	445	1068	3324								
Oak Park	19861	22092		7444	2247	695									
Orland Hills	20457	9027		1131	2394	245.6									
Palatine	12924	13173		871	804	497.6	11990								
Park Ridge	5022	8267		2438	2044	72.8	581								
Plainfield	26750	4081		843	461	388.8	1251.9		2979	557	156	401	182		
Roselle	11058	6606.5		748.2	425.8	464.7									
Skokie	29704	39499		2707	1234	870	118								
Streamwood	9404	971		276	149	618.4									
Vernon Hills	36354	5961		1731	584	1085.3	77	18							
Vernon Hills	17290	2074		300	299	72.8									
Wheaton	8391	1367	82	2377	2439	3114.1			12616	354				5398.1	
TOTAL	**644009**	**194151**	**1240**	**64781.2**	**26969.8**	**23891**	**36802.1**	**18**	**17037**	**1485**	**536**	**550**	**246.4**	**5398.1**	

SPC
SUBURBAN PURCHASING
COOPERATIVE

REQUEST FOR PROPOSAL (RFP) #229

Selection of a Vendor to Provide

Thermoplastic Lane Marking Material & Labor

Addendum #1

February 27, 2024

Initial Release Date: February 26, 2024

Suburban Purchasing Cooperative
Request for Proposal #229
2024 Thermoplastic Road Marking Program

Addendum #1

Question: Should we use the quantities you have listed in Fiscal year 2024? If so, are you going to show them on Addendum A? Will you put it in the quantities for the Bidders Total, or do you just want our price in without a Bidders total?

Answer: We cannot guarantee quantities, but we provided a history of usage for the past three (3) years. For purposes of this RFP, please use the attached, which is the 2024 quantities, plus quantities we've received from Glenview.

SPC
SUBURBAN PURCHASING
COOPERATIVE

REQUEST FOR PROPOSAL (RFP) #229

Selection of a Vendor to Provide

Thermoplastic Lane Marking Material & Labor

Addendum #2

February 29, 2024

Initial Release Date: February 26, 2024

Suburban Purchasing Cooperative
Request for Proposal #229
2024 Thermoplastic Road Marking Program

Addendum #1

Question: Should we use the quantities you have listed in Fiscal year 2024? If so, are you going to show them on Addendum A? Will you put it in the quantities for the Bidders Total, or do you just want our price in without a Bidders total?

Answer: We cannot guarantee quantities, but we provided a history of usage for the past three (3) years. For purposes of this RFP, please use the attached, which is the 2024 quantities, plus quantities we've received from Glenview.

SPC
SUBURBAN PURCHASING
COOPERATIVE

REQUEST FOR PROPOSAL (RFP) #229

Selection of a Vendor to Provide

Thermoplastic Lane Marking Material & Labor

Addendum #3

March 4, 2024

Initial Release Date: February 26, 2024

Suburban Purchasing Cooperative
Request for Proposal #229
2024 Thermoplastic Road Marking Program

Addendum #3

Question: Submission of bids. In your email you stated that you want the bids emailed to: rfps@nwmc-cog.org. Page 4, under Submission of Bids it says all documents delivered to: SPC c/o Northwest Municipal Conference 1600 E Golf Rd, Ste 0700, Des Plaines IL 60016 and emailed to edayan@nwmc-cog.org .

You want them emailed to two different emails and mailed to SPC?

Also, your proposal guarantee requires 5% total bid 2 days after award on attached proposal form. I don't see attached proposal form . Is there a special form, or will you send that after the award?

Answer: Emailed bids go to rfps@nwmc-cog.org & hard copies should be delivered to SPC c/o Northwest Municipal Conference, 1600 E. Golf Road Suite 0700, Des Plaines, IL 60016 by the bid opening at 10:00 a.m. Monday, February 18.

Performance bond shall be submitted by the winning bidder within 2 days of the award.

SPC
SUBURBAN PURCHASING
COOPERATIVE

REQUEST FOR PROPOSAL (RFP) #229

Selection of a Vendor to Provide

Thermoplastic Lane Marking Material & Labor

Addendum #3A

March 5, 2024

Initial Release Date: February 26, 2024

Suburban Purchasing Cooperative
Request for Proposal #229
2024 Thermoplastic Road Marking Program

Addendum #3AS

Question: Submission of bids. In your email you stated that you want the bids emailed to: rfps@nwmc-cog.org. Page 4, under Submission of Bids it says all documents delivered to: SPC c/o Northwest Municipal Conference 1600 E Golf Rd, Ste 0700, Des Plaines IL 60016 and emailed to edayan@nwmc-cog.org .

You want them emailed to two different emails and mailed to SPC?

Also, your proposal guarantee requires 5% total bid 2 days after award on attached proposal form. I don't see attached proposal form . Is there a special form, or will you send that after the award?

Answer: Emailed bids go to rfps@nwmc-cog.org & hard copies should be delivered to SPC c/o Northwest Municipal Conference, 1600 E. Golf Road Suite 0700, Des Plaines, IL 60016 by the bid opening at 10:00 a.m. Monday, ~~February 18~~ ***March 18.***

Performance bond shall be submitted by the winning bidder within 2 days of the award.

SPC
SUBURBAN PURCHASING
COOPERATIVE

REQUEST FOR PROPOSAL (RFP) #229

Selection of a Vendor to Provide

Thermoplastic Lane Marking Material & Labor

Addendum #4

March 14, 2024

Initial Release Date: February 26, 2024

Suburban Purchasing Cooperative
Request for Proposal #229
2024 Thermoplastic Road Marking Program

Addendum #4

Question: In regard to the 4% to SPC admin fee. Is that included in our bid prices or, the Village pay that on top of bid prices?

Answer: As noted in the RFP, Special Conditions, Billing: "All billings shall be directed to the ordering agency. Billings shall only contain prices that are consistent with those in this contract. The Contractor will handle all billing directly, charging the prices accepted in the proposal. The price shall also include the SPC 4% Administrative fee. The SPC and participating municipalities are exempt from all state and local taxes. "

The 4% fee should be included in the quoted prices.

AGENDA ITEM SUMMARY

BUFFALO GROVE VILLAGE BOARD

Regular Meeting: March 16, 2026

AGENDA ITEM 8.f. O-2026-25
Ordinance Authorizing an Amendment to the Contract with Hydro-Chem Systems, Inc. for an Automated Truck Wash

Contacts

Liaison: Trustee Cesario
Staff: Chris Krase

Staff Recommendation

Staff recommends approval.

Recommended Motion

I recommend approval of an amendment to the contract with Hydo-Chem Systems, Inc. for an automated truck wash to be installed at the 1650 Leider Lane Public Works Facility. This amendment will have no impact on the project cost but extend the completion date to September 4, 2026, pending final review and approval by the Village Attorney.

Summary

Background

The Village of Buffalo Grove entered into a contract with Hydro-Chem Systems, Inc. on October 13, 2025, for the installation of an automated truck wash. The project has progressed as planned. However, unforeseen circumstances have necessitated an extension of the original completion date.

Financial Impact

This extension does not propose additional costs beyond the original contract terms. The project will continue under the current budget and funding allocation approved by the Village Board in 2025.

Strategic Alignment

Guiding Principle

Principle 1: Financially Responsible and Sound
Principle 3: Plan and Invest in the Future

Goal

Goal 1: Maintained effective village government: fiscally responsible and providing outstanding, responsive services

File Attachments

1. DRAFT Ordinance Hydro-Chem Systems, Inc Contract Extension
2. Hydro-Chem Systems Buffalo Grove Contract Signed and Bond Included
3. Change Order - Automatic Car Wash (O 2025-087)

ORDINANCE 2026-xxx

AN ORDINANCE AUTHORIZING AN AMENDMENT TO A CONTRACT WITH HYDRO-CHEM SYSTEMS, INC FOR AN AUTOMATED TRUCK WASH

WHEREAS the Village of Buffalo Grove is a home rule unit pursuant to the Illinois Constitution of 1970; and

WHEREAS the Village entered into a contract dated Hydro-Chem Systems, Inc for an automated truck wash dated October 13, 2025 ("Contract");

WHEREAS the Village seeks to amend the Contract to extend the completion date until September 4, 2026.

NOW THEREFORE BE IT ORDAINED by the President and Board of Trustees of the Village of Buffalo Grove, Cook and Lake Counties, Illinois, as follows:

SECTION 1. The foregoing recitals are hereby adopted and incorporated and made a part of this Ordinance as if fully set forth herein.

SECTION 2. The Village Manager is authorized to execute an amendment to the Contract as set forth on Exhibit A to extend the completion date for the automated truck wash to September 4, 2026, pending final review and approval by the Village Attorney.

SECTION 3. If any section, paragraph, clause or provision of this Ordinance shall be held invalid, the invalidity thereof shall not affect any other provision of this Ordinance.

SECTION 4. This Ordinance shall be in full force and effect from and after its passage and approval and shall not be codified.

AYES: _____
NAYES: _____
ABSENT: _____
PASSED: _____, 2026
APPROVED: _____, 2026
PUBLISHED: _____, 2026

ATTEST: APPROVED:

_____ _____
Janet M. Sirabian, Village Clerk Eric N. Smith, Village President

DRAFT

Automated Truck Wash Contract

Automated Truck Wash Contract (the "**Contract**") is entered between the Village of Buffalo Grove (hereinafter the "**Village**" or "**Owner**"), an Illinois home-rule unit of government, and Hydro-Chem Systems an [Incorporation] (hereinafter the "**Contractor**") on this 13th day of October, 2025 (the "**Effective Date**"). The Village and the Contractor are hereinafter sometimes collectively referred to as the "**Parties**" and individually as a "**Party**".

RECITALS

WHEREAS, the Village has solicited bids for the Work (defined below), Contractor has submitted a bid for the Work and Village has selected Contractor for the Work based on their bid; and

WHEREAS, the Contractor wishes to enter into this Contract with the Village and the Village wishes to enter into this Contract with the Contractor for the Work;

NOW THEREFORE, for and in consideration of the mutual covenants and promises hereinafter contained, the adequacy and sufficiency of which are hereby acknowledged by the Parties, it is agreed as follows:

ARTICLE I - WORK TO BE DONE BY THE CONTRACTOR

The Village does hereby hire and contract with the Contractor to provide all the labor, equipment, materials and/or services described more thoroughly on Contract **Exhibit A** (the "**Work**") which is incorporated into the Contract by this reference.

ARTICLE II - CONTRACT DOCUMENTS

The following exhibits are attached hereto and incorporated herein by this reference:

Contract Exhibit A – Description of the Work
Contract Exhibit B – Schedule of Prices
Contract Exhibit C – Performance and Payment Bond
Contract Exhibit D – Partial Lien Waiver
Contract Exhibit E – Final Lien Waiver

If any term or provision of this Contract shall conflict with any term or provision of the exhibits referenced above, the terms and provisions of the exhibit shall control.

ARTICLE III - CONTRACT AMOUNT

The Village agrees to pay the Contractor for the proper and timely performance of the Work in strict accordance with this Contract as detailed in **Contract Exhibit B** (the **"Schedule of Prices")** Unless explicitly provided otherwise in this Contract, the detailed sums shall be the full and exclusive compensation owed to the Contractor for the Work; and Contractor may not seek additional payments from the Village.

The Village of Buffalo Grove reserves the right to reject a proposed price increase and terminate the Contract.

ARTICLE IV – APPLICATION FOR PAYMENT

The Contractor shall be paid at most once a month and only after providing the Village the following:

1. An executed and notarized Contractor's Sworn Statement in a form similar to AIA G702 or AIA G703;
2. Either a partial or final lien waiver from every subcontractor, sub-subcontractor, or materialman in substantially the same form as attached here as **Contract Exhibit D** and **Contract Exhibit E**;
3. Certified payroll necessary for the Prevailing Wage Act; and

All payments under this Contract must be approved by the Village's Board at regularly scheduled meetings. The Village reserves the right to request any receipts, invoices, proof of payments as the Village, in its sole discretion, may deem necessary to justify the payment requested *prior* to paying the requested payment. The Contractor shall furnish with his final application for payment a Final Lien Waiver from itself and, if not already provided, from every subcontractor and materialman of the Work.

The Contractor acknowledges that the Village is a unit of local government and that all payments under the Contract are subject to the Local Government Prompt Payment Act, 50 ILCS 505 et seq. To that extent, the Village shall have forty-five calendar (45) days from receipt of a bill or invoice to pay the same before it is considered late under the Contract. Interest, if any, charged for any late payments will be subject to the interest rate caps specified in the Prompt Payment Act.

ARTICLE V – CONTRACT TIME

Term. The Contractor shall fully, and not substantially, complete all the Work and the Work shall be accepted by the Director of Public Works, provided that acceptance by the Director of Public Works shall not be unreasonably delayed, on or before 12/31/2025.

If the Contractor shall fail to complete the work within the Contract Time which shall include any proper extension granted by the Village, the Contractor shall pay to the Village an amount equal to Five Hundred dollars ($500) per calendar day for each day past the Contract Time until final acceptance by the Village, as liquidated damages and not as a penalty.

Termination of Contract. The Contract may be terminated, in whole or in part, by either party if the other party substantially fails to fulfill its obligations under the Contract through no fault of the terminating party; or the Village may terminate the Contract, in whole or in part, for its convenience. However, no such termination may be effected unless the terminating party gives the other party: (1) not less than thirty (30) calendar days written notice by certified mail of intent to terminate, and (2) an opportunity for a meeting with the terminating party before termination.

ARTICLE VI – PERFORMANCE and PAYMENT BOND

The Contractor shall provide the Village with a performance and payment bond in substantially the same form as on **Contract Exhibit C** (the "**Performance and Payment Bond**") prior to Contractor beginning any Work and within 10 calendar days of the Notice of Award sent to the Contractor.

ARTICLE VII – ACCIDENT PREVENTION

The Contractor shall exercise every precaution at all times to protect itself, the property of the Village and the property of others. The safety provision of all applicable laws and ordinances shall be strictly observed by the Contractor at all times. Any practice deemed hazardous or dangerous by the Director of Public Works or his authorized representatives shall be immediately discontinued by the Contractor upon receipt of instructions from the Director of Public Works or his authorized representatives. To the fullest extent permitted by law, the Contractor shall be solely responsible for all safety-related matters.

ARTICLE VIII – INDEMNIFICATION

To the fullest extent permitted by law, the Contractor agrees to defend, pay on behalf of, indemnify, and hold harmless the Village, its elected and appointed officials, agents, employees and volunteers and others working on behalf of the Village against any and all claims, demands, suits or loss, including all costs connected therewith, and for any damages which may be asserted, claimed or recovered against or from the Village, its elected and appointed officials, agents, employees and volunteers and others working on behalf of the Village, by reason of personal injury, including bodily injury and death, and/or property damage, whether damage to property of the Village or of a third party, including loss of use thereof, which arises out of or is in any way connected or associated with the Contract and the Work.

ARTICLE IX – CONTRACTORS INSURANCE

Contractor shall procure and maintain, for the duration of the Contract and any maintenance period, insurance against claims for injuries to persons or damages to property, which may arise from or in connection with the performance of the work hereunder by the Contractor, his agents, representatives, employees or subcontractors.

A. Minimum Scope of Insurance: Coverage shall be at least as broad as:

Insurance Services Office Commercial General Liability occurrence form CG 0001 with the Village of Buffalo Grove named as additional insured on a primary and non-contributory basis. This primary, non-contributory additional insured coverage shall be confirmed through the following required policy endorsements: ISO Additional Insured Endorsement CG 20 10 or CG 20 26 and CG 20 01 04 13

1. Insurance Services Office Commercial General Liability occurrence form CG 0001 with the Village named as additional insured, on a form at least as broad as the ISO Additional Insured Endorsement CG 2010 and CG 2026
2. Insurance Service Office Business Auto Liability coverage form number CA 0001, Symbol 01 "Any Auto."
3. Workers' Compensation as required by the Labor Code of the State of Illinois and Employers' Liability insurance.
4. Owners and Contractors Protective Liability (OCP) policy with the Village of Buffalo Grove as insured.

B. Minimum Limits of Insurance: Contractor shall maintain limits no less than:

1. Commercial General Liability: $1,000,000 combined single limit per occurrence for bodily injury, personal injury and property damage. The general aggregate shall be twice the required occurrence limit. Minimum General Aggregate shall be no less than $2,000,000 or a project/contract specific aggregate of $1,000,000.
2. Business Automobile Liability: $1,000,000 combined single limit per accident for bodily injury and property damage.
3. Workers' Compensation and Employers' Liability: Workers' Compensation coverage with statutory limits and Employers' Liability limits of $500,000 per accident.
4. Owners and Contractors Protective Liability (OCP): $1,000,000 combined single limit per occurrence for bodily injury and property damage.

C. Deductibles and Self-Insured Retentions

Any deductibles or self-insured retentions must be declared to and approved by the Village. At the option of the Village, either: the insurer shall reduce or eliminate such deductibles or self-insured retentions as it respects the Village, its officials, agents, employees and volunteers; or the Contractor shall procure a bond guaranteeing payment of losses and related investigation, claim administration and defense expenses.

D. Other Insurance Provisions

The policies are to contain, or be endorsed to contain, the following provisions:

1. General Liability and Automobile Liability Coverages:
   a. The Village, its officials, agents, employees and volunteers are to be covered as insureds as respects: liability arising out of activities performed by or on behalf of the Contractor; products and completed operations of the Contractor; premises owned, leased or used by the Contractor; or automobiles owned, leased, hired or borrowed by the Contractor. The coverage shall contain no special limitations on the scope of protection afforded to the Village, its officials, agents, employees and volunteers.
2. The Contractor's insurance coverage shall be primary and non-contributory as respects the Village, its officials, agents, employees and volunteers. Any insurance or self-insurance maintained by the Village, its officials, agents, employees and volunteers shall be excess of Contractor's insurance and shall not contribute with it.
3. Any failure to comply with reporting provisions of the policies shall not affect coverage provided to the Village, its officials, agents, employees and volunteers.
4. The Contractor's insurance shall contain a Severability of Interests/Cross Liability clause or language stating that Contractor's insurance shall apply separately to each insured against whom claim is made or suit is brought, except with respect to the limits of the insurer's liability.
5. If any commercial general liability insurance is being provided under an excess or umbrella liability policy that does not "follow form," then the Contractor shall be required to name the Village, its officials, employees, agents and volunteers as additional insureds
6. All general liability coverages shall be provided on an occurrence policy form. Claims-made general liability policies will not be accepted.
7. The contractor and all subcontractors hereby agree to waive any limitation as to the amount of contribution recoverable against them by the Village. This specifically includes any limitation imposed by any state statute, regulation, or case law including any Workers' Compensation Act provision that applies a limitation to the amount recoverable in contribution such as Kotecki v. Cyclops Welding

E. All Coverages:

1. No Waiver. Under no circumstances shall the Village be deemed to have waived any of the insurance requirements of this Contract by any act or omission, including, but not limited to:
    a. Allowing work by Contractor or any subcontractor to start before receipt of Certificates of Insurance and Additional Insured Endorsements.
    b. Failure to examine, or to demand correction of any deficiency, of any Certificate of Insurance and Additional Insured Endorsement received.
2. Each insurance policy required shall have the Village expressly endorsed onto the policy as a Cancellation Notice Recipient. Should any of the policies be cancelled before the expiration date thereof, notice will be delivered in accordance with the policy provisions.

F. Acceptability of Insurers

Insurance is to be placed with insurers with a Best's rating of no less than A-, VII and licensed to do business in the State of Illinois.

G. Verification of Coverage

Contractor shall furnish the Village with certificates of insurance naming the Village, its officials, agents, employees, and volunteers as additional insured's and with original endorsements, affecting coverage required herein. The certificates and endorsements for each insurance policy are to be signed by a person authorized by that insurer to bind coverage on its behalf. The certificates and endorsements are to be received and approved by the Village before any work commences. The Village reserves the right to request full certified copies of the insurance policies and endorsements.

The Certificate of Insurance shall state the Village of Buffalo Grove has been endorsed as an "additional insured" by the Vendor's insurance carrier. Specifically, this Certificate must include the following language: **"The Village of Buffalo Grove, and it's respective elected and appointed officials, employees, agents, consultants, attorneys and representatives, are, and have been endorsed, as an additional insured under the above reference policy number_____ on a primary and non-contributory basis for general liability and automobile liability coverage for the duration of the agreement term."**

H. Subcontractors

Contractor shall include all subcontractors as insured's under its policies or shall furnish separate certificates and endorsements for each subcontractor. All coverage's for subcontractors shall be subject to all of the requirements stated herein.

I. Assumption of Liability

The contractor assumes liability for all injury to or death of any person or persons including employees of the contractor, any subcontractor, any supplier or any other person and assumes liability for all damage to property sustained by any person or persons occasioned by or in any way arising out of any work performed pursuant to the Contract.

J. Workers' Compensation and Employers' Liability Coverage

The insurer shall agree to waive all rights of subrogation against the Village of Buffalo Grove, its officials, employees, agents and volunteers for losses arising from work performed by Contractor for the municipality.

K. Failure to Comply

In the event the Contractor fails to obtain or maintain any insurance coverage's required under this contract, The Village may purchase such insurance coverage's and charge the expense thereof to the Contractor.

ARTICLE X – CERTIFICATE OF AUTHORITY AND SURETY CERTIFICATE

The Contractor shall furnish the Village with a current Certificate of Authority or Surety Certificate issued by the Illinois Department of Insurance for the bonding company and insurance company they are using. In lieu of a Certificate of Authority of Surety Certificate, the Contractor may provide certificate of good standing from the Illinois Department of Insurance's website.

ARTICLE XI – COPYRIGHTS AND LICENSES

The Contractor agrees that all documents of any kind whatsoever, and in whatever medium expressed, prepared by the Contractor and the Contractor's consultants in connection with the Work (collectively, the "**Documents**") or otherwise pursuant to this Contract and all rights therein (including trademarks, trade names, rights or use, copyrights and/or other proprietary rights) shall be and remain the sole property of the Village (regardless of whether the Village or the Contractor terminates this Contract for any reason whatsoever). The Contractor hereby agrees that the Documents are or shall be deemed to be "Works for Hire" within the meaning of Section 101 of the Copyright Act, and the Contractor hereby assigns to the Village all right, title and interest therein. Notwithstanding, the Contractor shall indemnify and hold harmless the Village, its appointed and elected officials, employees, agents and volunteers from and against all claims, damages, losses, and expenses (including attorneys' fees and court and arbitration costs) arising out of any infringement of patent rights or copyrights incident to the Documents and the Work.

ARTICLE XII – NOTICE

All notices, demands, requests, consents, approvals and other communications required or permitted to be given hereunder (a "**Notice**") shall be in writing and shall be deemed effective three (3) business days after mailing if mailed by certified mail with return receipt requested and immediately if served personally, and shall be addressed to the following:

IF TO THE VILLAGE:	Village of Buffalo Grove 50 Raupp Blvd Buffalo Grove, IL 60089 jwarnstedt@vbg.org ATTN: Deputy Public Works Director
WITH COPIES TO:	Cc: pbrankin@schainbanks.com Cc:tcwisniewski@vbg.org
IF TO THE CONTRACTOR:	Hydro-Chem Systems, Inc. 6605 Broadmoor Ave SE Caledonia, MI 49316 jeff.marcusse@hcsclean.com ATTN: Jeff Marcusse

ARTICLE XIII – CHANGE ORDERS

If the Village requests any change to the Work the Village shall do so by delivering Notice of the same to the Contractor and the change requested by the Village shall be effective upon receipt of the Notice by the Contractor. The Contractor may propose a change to the Work by delivering Notice of the proposed change along with a description of the changes full effect on the Work to the Village; provided, such requested change shall not be deemed accepted until the Village has delivered to the Contractor Notice of the same. Prior to approving a proposed change to the Work by the Contractor, the Village may request such additional documentation as it deems necessary to investigate the proposed change. The Contractor shall be responsible for informing all its employees and subcontractors of any changes to the Work, whether such change is requested by the Contractor or the Village.

ARTICLE XIV – NOTICE OF STARTING WORK

The Contractor shall provide Notice to the Village prior to the Contractor, or its employees or subcontractors, starting the Work or any phase of the Work.

ARTICLE XV – SEQUENCE OF THE WORK

The Director of Public Works shall have the power to direct the order and sequence of the Work. On any major portion of the Work, all accessories shall be set coincident with the main construction. Payment for major portions of the Work may be withheld until proper completion of accessories.

ARTICLE XVI – SUPERVISION

The Director of Public Works shall have override power to superintend and direct the Work, and the Contractor shall perform all of the Work herein specified to the satisfaction, approval and acceptance of the Director of Public Works. The Contractor shall have at all times a competent foreman or superintendent at the Work's site, who shall have full authority to act for the Contractor and to receive and execute orders from the Director of Public Works, and any instructions given to such superintendent or person, executing work for the Contractor, shall be binding on the Contractor as though it was personally given to the Contractor.

ARTICLE XVII – STANDARD OF WORK AND WORKERS

The Contractor shall employ competent staff and shall discharge, at the request of the Director of Public Works, any incompetent, unfaithful, abusive or disorderly workers in its employ. Where experts or skilled workers must be employed, only expert or skilled workers shall be employed.

ARTICLE XVIII – CONDITIONS OF THE WORK SITE

The Contractor shall provide and maintain such sanitary accommodations for the use of its employees as may be necessary to comply with the State and local Board of Health requirements. Public nuisances will not be permitted. The Contractor shall leave said Work's site(s) in the best possible condition to the complete satisfaction of the Director of Public Works. No vehicles of any kind shall be placed, parked, or operated upon any grass areas at any time except as authorized by the Director of Public Works or his authorized representative. Further, the Contractor shall exercise every precaution for the protection of all persons and all property. The safety provisions of all-applicable laws and ordinances shall be strictly observed. Any practice hazardous in the opinion of the Director of Public Works or his authorized representatives shall be immediately discontinued by the Contractor upon his receipt of instructions from the Director of Public Works or his authorized representative. To the maximum extent permitted by law, the Contractor shall be responsible for all safety-related matters.

ARTICLE XIX – WARRANTY PERIOD

All material and workmanship shall be warranted and guaranteed according to manufacturer's recommendation after inspection and approval by the Director of Public Works or his designated representative. All work performed by the Contractor shall be warranted by the Contractor following completion and final acceptance of the Work for a period of twelve (12) months from the date of final, and not substantial, completion.

ARTICLE XX – ACCIDENTS

In the event of any accident of any kind that involves the general public or property of the Village or a third party, the Contractor shall immediately notify the Director of Public Works by phone as well as provide Notice of the same. The Notice shall include a full accounting of all details of the accident. The Contractor shall furnish the Village with copies of all reports of such accidents at the same time that the reports are forwarded to any other interested parties.

ARTICLE XXI – NO ASSIGNMENT

If the Contractor sublets or assigns any part of the Work then the Contractor shall not under any circumstances be relieved of its liabilities hereunder. All transactions of the Village shall be with the Contractor. Subcontractors shall be recognized only in the capacity of employees or workmen and shall be subject to the same requirements as to character and competence. The Contractor shall not assign, transfer, convey, sell or otherwise dispose of the whole or any part of this Contract to any person, firm or corporation without written consent of the Director of Public Works or his authorized representative.

ARTICLE XXII – DEFAULT

The following shall constitute a default an "**Event of Default**" by the Contractor under this Contract:

A. If the Contractor shall fail to strictly observe or perform one or more of the terms, conditions, covenants and agreements of this Contract;

B. If there shall be placed on any property owned by the Village any mechanics', materialmens' or suppliers' lien;

C. If there shall be instituted any proceeding against the Contractor seeking liquidation, dissolution or similar relief and the same shall not be dismissed within forty-five (45) calendar days;

D. If there shall be appointed any trustee, receiver or liquidator of the Contractor and such appointment shall not have been vacated within forty-five (45) calendar days; and

E. If the Contractor fails to maintain or obtain any and all permits, licenses and the like, if any, required by the Village, State or Federal governments for the Work.

Upon any Event of Default the Village shall have the option of (**i**) terminating the Contract; (**ii**) pursuing any remedy available to it at law or in equity; or (**iii**) pursuing both simultaneously. In addition, upon an Event of Default, the Village may withhold payments due to the Contractor until it has hired a replacement of the Contractor and deducted all costs of hiring a replacement.

ARTICLE XXIII – DELAYS

The Contractor shall not be liable in damages for delays in performance when such delay is the result of fire, flood, strike, acts of God, or by any other circumstances which are beyond the control of the Contractor; provided, however, under such circumstances the Village may, at its option, cancel the Contract.

ARTICLE XXIV – COMPLIANCE WITH LAWS

The Contractor shall comply with all applicable laws, regulations and rules promulgated by any federal, state, local, or other governmental authority or regulatory body pertaining to all aspects of the Work, now in effect, or which may become in effect during the performance of the Work. The scope of the laws, regulations, and rules referred to in this paragraph includes, but is in no way limited to, the Illinois Human Rights Act, Illinois Equal Pay Act of 2003, Occupational Safety & Health Act along with the standards and regulations promulgated pursuant thereto (including but not limited to those safety requirements involving work on elevated platforms), all forms of traffic regulations, public utility, Interstate and Intrastate Commerce Commission regulations, Workers' Compensation Laws, Public Construction Bond Act, Public Works Preference Act, Employment of Illinois Workers on Public Works Act, USA Security Act, federal Social Security Act (and any of its titles), and any other law, rule or regulation of the Illinois Department of Labor, Department of Transportation, Illinois Environmental Protection Act, Illinois Department of Natural Resources, Illinois Department of Human Rights, Human Rights Commission, EEOC, and the Village of Buffalo Grove. Notwithstanding the following, the Contractor shall particularly note that:

A. NO DISCRIMINATION – The Contractor shall comply with the provisions of the Illinois Public Works Employment Discrimination Act and the Illinois Human Rights Act/Equal Opportunity Clause which, pursuant to Illinois law, are deemed to be part of this Contract.

B. FREEDOM OF INFORMATION - The Contractor agrees to furnish all documentation related to the Contract, the Work and any documentation related to the Village required under an Illinois Freedom of Information Act (ILCS 140/1 et. seq.) ("**FOIA**") request within five (5) calendar days after the Village issues Notice of such request to the Contractor. The Contractor agrees to defend, indemnify and hold harmless the Village, and agrees to pay all reasonable costs connected therewith (including, but not limited to attorney's and witness fees, filing fees and any other expenses) for the Village to defend any and all causes, actions, causes of action, disputes, prosecutions, or conflicts arising from Contractor's actual or alleged violation of FOIA or the Contractor's failure to furnish all documentation related to a FOIA request within five (5) calendar days after Notice from the Village for the same. Furthermore, should the Contractor request that the Village utilize a lawful exemption under FOIA in relation to any FOIA request thereby denying that request, Contractor agrees to pay all costs connected therewith (such as attorneys' and witness fees, filing fees and any other expenses) to defend the denial of the request. This defense shall include, but not be limited to, any challenged or appealed denials of FOIA requests to either the Illinois Attorney General or a court of competent jurisdiction.

C. ILLINOIS WORKERS ON PUBLIC WORKS ACT - To the extent applicable, the Contractor shall comply with the Illinois Workers on Public Works Act, 30 ILCS 570/1 et seq., and shall provide to the Village any supporting documentation necessary to show such compliance.

D. NOT A BLOCKED PERSON - The Contractor affirms and covenants that neither the Contractor nor any individual employed by the Contractor for this Work or under this Contract is a person forbidden from doing business with a unit of local government under Executive Order No. 13224 (Sept 23, 2001), 66 Fed.Reg. 49,079 (Sept 23, 2001) or is a person registered on the Specially Designated Nationals and Blocked Persons List. The Contractor shall indemnify the Village from all costs associated with failure to comply with this paragraph.

E. SUBSTANCE ABUSE PREVENTION ON PUBLIC WORKS ACT - The Contractor knows, understands and acknowledges its obligations under the Substance Abuse Prevention on Public Works Act (820 ILCS 265/1 et seq.), and shall comply and require all subcontractors and lower tiered contractors to comply with the requirements and provisions thereof.

F. PREVAILING WAGE ACT - The Village is an Illinois unit of local government and the Work hereunder is subject to the Illinois Prevailing Wage Act, 820 ILCS 130/0.01, et seq.

Pursuant to PA 100-1177 the Illinois Department of Labor (IDOL) has activated an electronic database (Payroll Portal) capable of accepting and retaining certified payrolls submitted under the State of Illinois Prevailing Wage Act (820 ILCS/130/1). All contractors and subcontractors completing work for the Village of Buffalo Grove pursuant to the Act must submit all certified payroll through the IDOL Payroll Portal.

Consequently, the Contractor and each subcontractor shall submit with their application for payment(s) the email certification received from their IDOL Payroll Portal submittal with each of their pay requests. Any delay in processing the payments due to a lack of aforementioned email certification shall not be an event of default by the Village and shall not excuse any delay by the Contractor who shall proceed with the Work as if no delay in payment has occurred. The Contractor and Village shall agree to take any further steps not outlined above to ensure compliance with the Prevailing Wage Act. Upon two business days' Notice, the Contractor and each subcontractor shall make available to the Village their records to confirm compliance with the Prevailing Wage Act. Finally, to ensure compliance with Prevailing Wage Act, the Contractor and each subcontractor shall keep for a period of not less than 5 years after the Work has been completed records of all laborers, mechanics, and other workers employed by them for the Work; the records shall include each worker's name, address, telephone number, classification or classifications, the hourly wages paid in each period, the number of hours worked each day, the starting and ending times of work each day and, when available, last four digits of the social security number

Current rates can be located on the Illinois Department of Labor website.
https://www2.illinois.gov/idol/Laws-Rules/CONMED/Pages/Rates.aspx

ARTICLE XXV – NO WAIVER OF RIGHTS

A waiver by the Village of any Event of Default or any term of provision of this Contract shall not be a waiver of the same Event of Default, another Event of Default or any other term or provision of this Contract.

ARTICLE XXVI – CONTROLLING LAW AND VENUE

This Contract is entered into in the State of Illinois, for work to be performed in the State of Illinois and shall be governed by and construed in accordance with the laws of the State of Illinois. Any legal matters or dispute shall be resolved in the Circuit Court of Cook County and the Parties hereby submit to the jurisdiction of such Circuit Court. This Contract shall be construed without regard to any presumption or other rule requiring construction against the Party causing the Contract to be drafted.

ARTICLE XXVII – MISCELLANEOUS

A. AMENDMENT – This Contract may be amended only in writing executed by both Parties.

B. NO RECORDING – This Contract, or a memorandum thereof, may not be recorded in any form by either Party. If either Party records this Contract, or a memorandum thereof, they shall immediately file a release of the same.

C. SECTION HEADINGS – The headings in the Contract are intended for convenience only and shall not be taken into consideration in any construction or interpretation of the Contract.

D. NO THIRD-PARTY BENEFICIARIES – This Contract does not confer any rights or benefits on any third party.

E. BINDING EFFECT – This Contract shall be binding and inure to the benefit of the Parties hereto, their respective legal representatives, heirs and successors-in-interest.

F. ENTIRE AGREEMENT – This Contract supersedes all prior agreements and understandings and constitutes the entire understanding between the Parties relating to the subject matter hereof.

G. SEVERABILITY - If any term, condition or provision of the Contract is adjudicated invalid or unenforceable, the remainder of the Contract shall not be affected and shall remain in full force and effect, to the fullest extent permitted by law.

H. TORT IMMUNITY DEFENSES - Nothing contained in this Contract is intended to constitute nor shall constitute a waiver of the rights, defenses, and immunities provided or available to the Village under the Local Governmental and Governmental Employees Tort Immunity Act, 745 ILCS 10 *et seq*.

I. CALENDAR DAYS AND TIME. Unless otherwise provided in this Contract, any reference in this Contract to "day" or "days" shall mean calendar days and not business days. If the date for giving of any notice required to be given, or the performance of any obligation, under this Contract falls on a Saturday, Sunday or federal holiday, then the notice or obligation may be given or performed on the next business day after that Saturday, Sunday or federal holiday.

J. COUNTERPARTS – This Contract may be executed by the Parties in any number of counterparts, each of which shall be deemed an original, but all of which together shall constitute an original instrument.

IN WITNESS WHEREOF, the Parties hereto have caused the Contract to be executed as of the Effective Date.

Village of Buffalo Grove,
an Illinois home-rule unit of government

By: _____
Name: Dane Bragg
Title: Village Manager

Hydro-Chem Systems
[A Michigan INC company]

By: _____
Name: Matt Roosien
Title: Vice President



CONTRACT EXHIBIT A& B- DESCRIPTION OF THE WORK & SCHEDULE OF PRICES

Hydro-Chem Systems, Inc
6605 Broadmoor Ave SE | Caledonia, Michigan 49316
PH: (616) 531-6420 | FX: (616) 531-8692
www.hydrochemsystems.com

Date :	6/11/2025
Expires :	7/11/2025
Terms :	See Planning Form
Proposal # :	QUO23795
Sales Rep Phone :	(616) 426-3513 X 144
Sales Rep Email :	jeff.marcusse@hcsclean.com
Sales Rep Name :	Jeff Marcusse

Customer :

Attn : Bryan Beitzel
Village of Buffalo Grove Public Works

Buffalo Grove IL

Ship To :

Bryan Beitzel
Village of Buffalo Grove Public Works
Buffalo Grove IL
United States

Quote

Item	Description	Quantity	Rate	Amount
AutomatedWashSystemBasic-1S-T-DAF-RAF-PRNone-F	**Two-Step Municipal Automated Express Oscillating Fleet Wash**	1		**$139,891.16**
095302	**Aluminum Oscillating Detergent Application Arch with Rear Spray - 15'** ARCH: Constructed of Aluminum, utilized because of Aluminum's natural anti-corrosion properties. This construction eliminates the need for painting to provide long life and dependability. This arch is to be attached to the floor utilizing stainless steel anchors. SIDE MANIFOLDS: Constructed of Schedule 80 PVC material. The detergent arch will oscillate to ensure that multiple areas of the vehicles are thoroughly covered in detergent. This feature provides for an overlapping application of the detergent without a double row of nozzles. This oscillation process is performed utilizing a stainless steel air cylinder. As the vehicle enters the wash bay, the detergent manifolds are initially pivoted slightly towards the entrance of the wash bay to effectively apply detergent to the front of the vehicle. Once the front of the vehicle is past the detergent arch, the manifolds begin to oscillate the entire length of the vehicle. As the rear of the vehicle passes the detergent arch, the manifolds will be fixed towards the exit of the wash bay to effectively apply detergent to the rear of the vehicle. This method will significantly reduce the volume of detergent mix used - achieving a lower cost-per-wash. INTENSIFIED REAR MANIFOLD: Constructed of Schedule 80 PVC. The intensified rear detergent manifold applies detergent to the rear of a flat-sided vehicle at up to double the concentration vs the sides, increasing the cleaning ability of the wash system on the rear of the vehicle.	1		INCLUDED

Item	Description	Quantity	Rate	Amount
095303	**Aluminum Oscillating Detergent Application Arch with Presoak and Rear Spray - 15'** ARCH: Constructed of Aluminum, utilized because of aluminum's natural anti-corrosion properties. This construction eliminates the need for painting to provide long life and dependability. This arch is to be attached to the floor utilizing stainless steel anchors. SIDE MANIFOLDS: Constructed of Schedule 80 PVC material. The detergent arch will oscillate to ensure that multiple areas of the vehicles are thoroughly covered in detergent. This feature provides for an overlapping application of the detergent without a double row of nozzles. This oscillation process is performed utilizing a stainless steel air cylinder. As the vehicle enters the wash bay, the detergent manifolds are initially pivoted slightly towards the wash bay entrance to apply detergent to the front of the vehicle effectively. Once the front of the vehicle is past the detergent arch, the manifolds begin to oscillate the entire vehicle length. As the rear of the vehicle passes the detergent arch, the manifolds will be fixed towards the exit of the wash bay to effectively apply detergent to the rear of the vehicle. This method will significanlly reduce the volume of detergent mix used - achieving a lower cost-per-wash. INTENSIFIED PRESOAK MANIFOLDS: Constructed of Schedule 80 PVC. The intensified presoak detergent feature applies detergent to the front and wind deflector of the vehicle up to double the concentration applied to the sides. This feature increases the cleaning ability of the wash system on the front of the vehicle. INTENSIFIED REAR MANIFOLD: Constructed of Schedule 80 PVC. The intensified rear detergent manifold applies detergent to the rear of a flat-sided vehicle at up to double the concentration vs the sides, increasing the cleaning ability of the wash system on the rear of the vehicle.	1		INCLUDED
095252-100-S	**Detergent Injection Module 10:1-100:1 - 2X** The module will properly dilute water with heavy-duty detergents for application through the detergent arch manifolds. Adjustable dilutions 10:1 to 100:1.	1		INCLUDED
095253-100-S	**Detergent Injection Module 10:1-100:1 - 3X** The module will properly dilute water with heavy-duty detergents for application through the detergent arch manifolds. Adjustable dilutions 10:1 to 100:1.	1		INCLUDED
424661	**Booster Pump - 3hp** The booster pump features include a stainless steel stack impeller unit with a 230/480VAC, 3 HP TEFC motor. The booster pump ensures that the proper pressure is delivered to the detergent system.	1		INCLUDED
591098-460-3	**Booster Pump Motor Starter - Across Line** Includes a 480V 3 Phase across line motor starter with 3 Phase protection.	1		INCLUDED

Item	Description	Quantity	Rate	Amount
095600	**Blast Arch,15',Osc Ucw/Wsa Top Waterbroom** ARCH: Constructed of Aluminum, utilized because of its natural anti-corrosion properties. This construction eliminates the need for painting to provide long life and dependability. This arch is to be attached to the floor utilizing stainless steel anchors. RINSE MANIFOLDS: Constructed of a 1 1/2" galvanized pipe and uses stainless steel nozzles. This arch uses air cylinders to pivot during the wash process to achieve cleaning impact on the front, and sides of the vehicle. As the vehicle enters the rinse area, the rinse manifolds are initially pivoted slightly towards the front of the vehicle to effectively blast the front. Once the front of the vehicle is past the rinse arch, the manifolds begin to oscillate the entire length of the vehicle. This oscillation allows efficient cleaning on both flat and irregular-shaped vehicles. As the rear of the vehicle passes the rinse arch, the manifolds will be fixed towards the back of the vehicle to effectively clean the rear. TOP MOP: There is a dedicated top manifold to effectively clean the top of the vehicle while also directing the water into the wash bay to control the amount of water that leaves on the vehicle. This arch will also include a dedicated WHEEL SPINNER on each side to clean the wheels and an integrated UNDERCARRIAGE manifold. The undercarriage manifold provides a continual rinse off the underside of the vehicle.	1		INCLUDED
424668	**Rinse Pump Module - 60hp ODP Motor with Cast Iron Base** Rinse pump is a multi-stage centrifugal pump with Stainless Steel impellers and Cast Iron base. The 208/230/460 Volt, 3 Phase ODP Motor, 60HP pump delivers approximately 230 GPM @ 330 PSI, with an efficiency of 75%.	1		INCLUDED
591085-460-60	**Rinse Pump Motor Starter - Across Line** Includes a 480V 3Phase across line motor starter with 3 Phase protection.	1		INCLUDED
095562-KIT	**3" Flange Kit**	1		INCLUDED
192525	**1,500 Gallon Holding Tank**	1		INCLUDED
095598-1500-121	**Rinse Tank Float Sensor Kit - 3 Sensor** This kit includes 3 float sensors (High, Medium, Low). These will be used to automatically fill the tank and as a safety precaution if the tanks run low.	1		INCLUDED
095131-20-40-4G	**Master Control Panel w/ Router** Master Control Panel (MCP) is a PLC-based control system and regulates all operations of the wash system. The MCP is engineered to meet the requirements of NEC Articles 430 and 670, and NFPA Standard 70 and incorporates additional safety/protection by utilizing protective extra-low voltage (PELV) outputs for all for wash bay sensing and control initiation, eliminating high voltage in the wash bay. The MCP is manufactured and listed to UL/cUL specifications. The MCP incorporates a front-mounted LCD HMI Display providing easy access to supervisory functions and visual diagnostic capability of all input and output sensors, including number of wash events, system, and pump run-time hours. Includes Test Mode function allowing independent testing of all functions of the system from the MCP.	1		INCLUDED
595104	**Lead Guide Rail - Powder Coated Yellow** The guide rails are made out of 4" diameter pipe and spaced off the floor giving a total height of 6 7/8", making them larger than most manufacturers. This provides excellent protection from trucks driving over them. Mounting will be done utilizing 3/4" anchors.	1		INCLUDED
595114-EC	**Straight Guide Rail with End Cap - Powder Coated Yellow**	1		INCLUDED
595104-EC	**Lead Guide Rail - Powder Coated Yellow** The guide rails are made out of 4" diameter pipe and spaced off the floor giving a total height of 6 7/8", making them larger than most manufacturers. This provides excellent protection from trucks driving over them. Mounting will be done utilizing 3/4" anchors.	1		INCLUDED

Item	Description	Quantity	Rate	Amount
095150	**Loop Sensor Box** This enclosure will house all of the loop detector sensors. It comes with a clear front panel to easily monitor the sensors without having to open the enclosure.	1		INCLUDED
593066-1	**Air Control Panel - Rinse** This panel is utilized for the oscillation of the Blaster Side Rinse Manifolds.	1		INCLUDED
593067	**Air Control Panel - Detergent** This panel is necessary for the #1, #2 detergent manifolds to pivot and oscillate during the wash.	1		INCLUDED
095191-1	**Smart Driver Pace Light** The pace lights utilize a high-intensity L.E.D. to assist the driver through the wash bay at the proper pace.	5		INCLUDED
075408	**Water Heater - 100 Gallon 199K BTU** The water heater is 199,000 BTU heavy-duty commercial natural gas unit. NOTE: The water heater is subject to the manufacturer's warranty and service policy. OPTION: Customer can procure water heater themselves for a $11,500 deduct.	1		INCLUDED
111209-T	**Supersonic Pre-Soak Concentrate, 275G**	1		INCLUDED
166009-T	**Film Fighter Concentrate, 275G**	1		INCLUDED
Bond	**Bond - Payment/Performance Bond - 1.1% of the total contract**	1		INCLUDED
SYSTEM SETUP/STARTUP ASSISTANCE AND COMMISSIONING	**System Setup / Startup Assistance & Commissioning (3-3)** This line item estimate will include 2 trips to the job site. The onsite time budget for the initial trip will be for 1 factory support person, working THREE DAYS ONSITE, working with people from your crew in setting all the HCS equipment in place. Final electrical and mechanical interconnection to be performed by others hired by owners (wiring, conduit, piping). HCS will also provide assistance to, and meet with, the electrical & mechanical contractors onsite (Day 3) to review/explain the interconnections. Owner/Contractor will be responsible for unloading equipment onto the job site and providing the necessary concrete cuts for the wash bay floor loop sensor installation; as well as the man-lift equipment necessary for the setting of the wash bay arches. The owner will need to provide support people to work with HCS factory support people in setting the equipment. The second trip, by HCS factory support people, will be made after the interconnections and start-up requirements are complete and the system is ready for commissioning. The onsite time budget for this 2nd trip will be 2 factory support people TWO DAYS ONSITE. HCS will make any final detergent line connections to the detergent modules and then perform the start-up and commissioning of the system. Customer training will take place on Day 2 of the start-up/commissioning timeframe.	1		INCLUDED

Item	Description	Quantity	Rate	Amount
WARRANTY	**Warranty:** Hydro-Chem Systems, Inc. will repair or replace the vehicle washing equipment or their components that fail in material or workmanship for one year from the date of substantial completion. Travel time/expenses and or labor is additional. This warranty shall not apply to equipment and parts subjected to abuse or improper use, lack of maintenance, or accident. If the project is delayed, warranties can be shorter duration due to procurement dates on components. The use of unapproved chemicals in the vehicle wash system may void the warranty. Customer and/or Chemical vendor will accept responsibility for damage that may occur to the wash equipment. The components subject to warranty must be shipped prepaid to HCS with a Return Goods Authorization (RGA) number, for warranty consideration. Throughout the warranty period, HCS will provide FREE Internet diagnostics of the wash system assuming the owner provides connectivity to the wash system. All Warranty work must be done by an HCS representative unless HCS provides prior approval. At HCS discretion a representative may supervise any warranty work to be completed on the wash system.	1		INCLUDED
Discount	**Great Lakes Municipal Referral PMA Discount**			INCLUDED
			Total	$139,891.16

HYDRO-CHEM SYSTEMS, INC.
6605 Broadmoor Ave SE | Caledonia, MI 49316
PH: 616-531-6420 | FX: 616-531-8692
www.hcsclean.com

Employee Owned

- Cleaning Consultants
- Automated Wash Systems
- Detergents
- Water Treatment
- Pressure Washers
- Sales & Service
- Cleaning Supplies

Municipal Fleet Wash

Installation Requirements

Installation portions to be completed by **HCS:**

INSTALLATION

HCS will provide (1) technicians to:

1. Supervise and assist people from your crew in the erection and anchoring of the detergent and rinse arches.
2. Supervise and assist with the placement and anchoring of the guide rails.
3. Supervise and assist with the placement and anchoring of the master control panel, air control panels, detergent modules, rinse pump motor starter, booster pump motor starter.
4. Supervise and assist with the placement and anchoring of the rinse pump and the booster pump.
5. Supervise and assist with the placement and anchoring of the traffic lights and pace lights.
6. Supervise and assist with the placement of the detergent and rinse water tank.
7. Supply plumber and electrician with all necessary drawings and diagrams for installation.
8. Meet with owners/contractors to discuss what will need to be completed for their part of the installation. We will address all questions and concerns with the owners/contractors.

START UP OF SYSTEM

HCS will provide (2) technicians to:

1. Check all pumps to ensure that proper voltages and amps are being drawn.
2. Calibrate detergent modules to ensure the soaps are being applied at the proper dilution.
3. Program master control panel.
4. Train required employees with all functions of the washing equipment.
5. Train required employees with proper preventative maintenance of truck wash system.

HYDRO-CHEM SYSTEMS, INC.
6605 Broadmoor Ave SE | Caledonia, MI 49316
PH: 616-531-6420 | FX: 616-531-8692
www.hcsclean.com

Employee Owned

- Cleaning Consultants
- Automated Wash Systems
- Detergents
- Water Treatment
- Pressure Washers
- Sales & Service
- Cleaning Supplies

Installation portions to be completed by **Owners/Contractors:**

OWNER/PLUMBER shall be responsible for:

1. Ensuring that all plumbing work is done consistent with local code.
2. Supplying and installing all interconnecting piping from pumps to arches, detergent modules, tanks, etc.
3. Fixing any leaks found in piping during the startup of the system.
4. Installing the water heater including venting and gas supply line.
5. Running pipe from the air compressor to the air control panels.
6. Running ¼" poly tubing from air control panels to arches.
7. Supplying and installing backflow prevention device.

OWNER/ELECTRICIAN shall be responsible for:

1. Ensuring that all electrical work is done consistent with local code.
2. Supplying 480v 3phase power and circuit breakers to run equipment.
3. Supplying 120V power and circuit breakers for master control panel and water heater.
4. Supplying and installing all low voltage wires from master control panel to equipment.
5. Supplying and installing all conduit associated with wire installation.
6. Installing all the magnetic loop sensors.
7. Supplying and installing disconnects for the booster pump (3 HP) and the rinse water pump (60 HP).
8. Ensuring that the pumps are turning the right direction at start up.
9. HCS will supply motor starters for the booster pump and the rinse pump.

OWNER/CONTRACTOR shall be responsible for:

1. Unloading all equipment from truck during delivery.
2. Furnishing a crew for HCS during installation.
3. Contracting and paying for a saw cutter for the loop installation.
4. Furnishing a forklift for (3) days during erection of arches and placement of pumps.
5. Furnishing a scissor man lift during the installation and startup.

CONTRACT EXHIBIT C- FORM OF PERFORMANCE AND PAYMENT BOND

Bond Number: 2653878

KNOW ALL MEN BY THESE PRESENTS, That Hydro-Chem Systems, Inc. (the "**Principal**") and West Bend Insurance Company (the "**Surety**"), are held and firmly bound unto the Village of Buffalo Grove, an Illinois home-rule unit of government (the "**Village**"), the full and just sum of One Hundred Thirty-nine Thousand Eight Hundred Ninety-one and 16/100 Dollars ($139,891.16) in lawful money of the UNITED STATES OF AMERICA as herein provided.

THE CONDITION OF THIS OBLIGATION is such that the Principal and Surety agree to bind themselves, their successors, assigns, executors, heirs and administrators, jointly and severally, for the full and faithful performance of the Work as defined in that particular Automated Truck Wash Contract between Principal and the Village dated 13 day of October, 2025, (hereinafter referred to as the "**Contract**"), a copy of which is attached and incorporated by reference as though fully set forth herein.

NOW THE CONDITIONS OF THIS OBLIGATION ARE SUCH that if the said Principal (**i**) shall in all respects keep and perform all the undertakings, covenants, terms, conditions and agreements of the Contract; (**ii**) shall pay all sums of money due or to become due, for any labor, materials, apparatus, fixtures or equipment furnished for the Work provided in said Contract; and (**iii**) shall remove and replace any defects in workmanship or materials which may be apparent or may develop within the ARTICLE XIX – WARRANTY PERIOD of the Contract, then this obligation shall be null and void; otherwise it shall remain in full force and effect.

And the said Surety, for value received, hereby stipulates and agrees that no change, extension of time, alteration or addition to the terms of the Contract or the Work thereunder shall in any way affect its obligation on this Bond, and it does hereby waive notice of any such change, extension of time, alteration or addition to the terms of the Contract or to the Work.

IN WITNESS WHEREOF, we have hereunto set our hands and seals 13 day of October, 2025

SURETY
West Bend Insurance Company

By: Jessica Burgess
Name: Jessica Burgess
Title: Attorney-In-Fact

PRINCIPAL
Hydro-Chem Systems, Inc.

By:
Name: Matt Roosien
Title: Vice President

ATTEST

By:
Witness

ATTEST

By:

NOTE: Date of Bond must not be prior to date of Contract.
If Contractor is Partnership, all partners should execute Bond.
IMPORTANT: Surety companies executing Bonds must appear on the Treasury Department's most current list (Circular 570 as amended) and be authorized to transact business in the state where the Work is located.

WEST BEND

Bond No. 2653878

POWER OF ATTORNEY

Know all men by these Presents, that West Bend Insurance Company (formerly known as West Bend Mutual Insurance Company prior to 1/1/2024), a corporation having its principal office in the City of West Bend, Wisconsin does make, constitute and appoint:

Jessica Burgess

lawful Attorney(s)-in-fact, to make, execute, seal and deliver for and on its behalf as surety and as its act and deed any and all bonds, undertakings and contracts of suretyship, provided that no bond or undertaking or contract of suretyship executed under this authority shall exceed in amount the sum of: Thirty Million Dollars ($30,000,000)

This Power of Attorney is granted and is signed and sealed by facsimile under and by the authority of the following Resolution adopted by the Board of Directors of West Bend Insurance Company by unanimous consent resolution effective the 1st day of January 2024.

Appointment of Attorney-In-Fact. The president or any vice president, or any other officer of West Bend Insurance Company may appoint by written certificate Attorneys-In-Fact to act on behalf of the company in the execution of and attesting of bonds and undertakings and other written obligatory instruments of like nature. The signature of any officer authorized hereby and the corporate seal may be affixed by facsimile to any such power of attorney or to any certificate relating therefore and any such power of attorney or certificate bearing such facsimile signatures or facsimile seal shall be valid and binding upon the company, and any such power so executed and certified by facsimile signatures and facsimile seal shall be valid and binding upon the company in the future with respect to any bond or undertaking or other writing obligatory in nature to which it is attached. Any such appointment may be revoked, for cause, or without cause, by any said officer at any time.

Any reference to West Bend Mutual Insurance Company in any Bond and all continuations thereof shall be considered a reference to West Bend Insurance Company.

In witness whereof, West Bend Insurance Company has caused these presents to be signed by its president undersigned and its corporate seal to be hereto duly attested by its secretary this 1st day of January 2024.

Attest _____
Christopher C. Zwygart
Secretary

WEST BEND INSURANCE COMPANY CORPORATE SEAL WISCONSIN

_____
Robert J. Jacques
President

State of Wisconsin
County of Washington

On the 1st day of January 2024, before me personally came Robert Jacques, to me known being by duly sworn, did depose and say that he is the President of West Bend Insurance Company, the corporation described in and which executed the above instrument; that he knows the seal of the said corporation; that the seal affixed to said instrument is such corporate seal; that is was so affixed by order of the board of directors of said corporation and that he signed his name thereto by like order.

JUDI BENEDUM NOTARY PUBLIC STATE OF WISCONSIN

_____
Lead Corporate Attorney
Notary Public, Washington Co., WI
My Commission is Permanent

The undersigned, duly elected to the office stated below, now the incumbent in West Bend Insurance Company, a Wisconsin corporation authorized to make this certificate, Do Hereby Certify that the foregoing attached Power of Attorney remains in full force effect and has not been revoked and that the Resolution of the Board of Directors, set forth in the Power of Attorney is now in force.

Signed and sealed at West Bend, Wisconsin this 10 day of October, 2025.

WEST BEND INSURANCE COMPANY CORPORATE SEAL WISCONSIN

_____
Christopher C. Zwygart
Secretary

Village of Buffalo Grove Change Order

Project Name Automated Truck Wash Change Order Number 2026-XXX

Project Number VoBG 25-14 Date 02/17/2026

The Contract is amended as follows:

The completion date set forth in the Contract approved October 13, 2025 (Ordinance 2025-014) with Hydro-Chem Systems, Inc. for purchase and installation of an Automated Truck Wash at 1650 Leider Lane is hereby extended from December 31, 2025, to September 4, 2026.

The original Contract Amount was	$139,891.16
Amount altered by previous Change Order	$0.00
The Contract Amount prior to this Change Order	$139,891.16
The Contract Amount will be (increased, decreased) by this Change Order in the amount of	$0.00
The new Contract Amount including this Change Order	**$139,891.16**
Original Contract Completion Date	12/31/2025
Days altered by previous Change Order	0 Calendar Days
The Contract Time/Completion Date will be (increased, decreased)by	247 Calendar Days
The new Contract Completion Date	**September 4,2026**

Accepted by:

HYDRO-CHEM SYSTEMS
Contractor

TOM CUNNINGHAM
Printed Name

Signature

PROJECT MANAGER
Title

The Village of Buffalo Grove

Printed Name

Signature

Title

AGENDA ITEM SUMMARY

BUFFALO GROVE VILLAGE BOARD

Regular Meeting: March 16, 2026

AGENDA ITEM 8.g. O-2026-26
Ordinance Authorizing the Purchase of One (1) 2026 Ford F250 Fleet Replacement Vehicle for Public Works from Sutton Ford

Contacts

Liaison: Trustee Cesario
Staff: Chris Krase

Staff Recommendation

Staff recommends approval.

Recommended Motion

I move to approve an ordinance authorizing the purchase of one (1) 2026 Ford F-250 Fleet Replacement Vehicle for Public Works from Sutton Ford, for a total not to exceed $79,226.00, subject to final review and approval by the Village Attorney.

Summary

See attached memo.

Strategic Alignment

Guiding Principle

Principle 1: Financially Responsible and Sound

Goal

Goal 1: Maintained effective village government: fiscally responsible and providing outstanding, responsive services

File Attachments

1. DRAFT Ordinance Public Works Fleet Replacement Unit 452 2026
2. Memo-Public Works Fleer Replacement Vehicle Unit 452 2026
3. Sutton Ford F250 Full Build - Chassis + Upfit - Final Invoice

ORDINANCE 2026-xxx

AN ORDINANCE AUTHORIZING THE PURCHASE OF ONE (1) 2026 Ford F250 FLEET REPLACEMENT VEHICLE FOR PUBLIC WORKS FROM SUTTON FORD

WHEREAS the Village of Buffalo Grove is a home rule unit pursuant to the Illinois Constitution of 1970; and

WHEREAS the Village is a member of the Northwest Municipal Conference and the Suburban Purchasing Cooperative and

WHEREAS the Village may make purchases in accordance with Illinois Governmental Joint Purchasing Act (30 ILCS 525/0.01et seq.)

WHEREAS the Suburban Purchasing Cooperative engaged in a competitive procurement process to obtain the best value for money.

NOW THEREFORE BE IT ORDAINED by the President and Board of Trustees of the Village of Buffalo Grove, Cook and Lake Counties, Illinois, as follows:

SECTION 1. The foregoing recitals are hereby adopted and incorporated and made a part of this Ordinance as if fully set forth herein.

SECTION 2. The Village Board has authorized the Village Manager to purchase one (1) 2026 Ford F250 Fleet Replacement Vehicle from Sutton Ford for an amount not to exceed $79,226.00, subject to review and final approval by the Village Attorney

SECTION 3. If any section, paragraph, clause or provision of this Ordinance shall be held invalid, the invalidity thereof shall not affect any other provision of this Ordinance.

SECTION 4. This Ordinance shall be in full force and effect from and after its passage and approval and shall not be codified.

AYES: _____
NAYES: _____
ABSENT: _____
PASSED: _____, 2026
APPROVED: _____, 2026
PUBLISHED: _____, 2026

ATTEST: APPROVED:

_____ _____

Janet M. Sirabian, Village Clerk Eric N. Smith, Village President

smart. with heart.
50 Raupp Blvd, Buffalo Grove, IL 60089 847-459-2500 vbg.org

MEMORANDUM

DATE:	February 27, 2026
TO:	Dane Bragg Village Manager
FROM:	Chris Krase Deputy Director of Public Works & Bryan Beitzel Superintendent of Public Works
SUBJECT:	Public Works Fleet Replacement Vehicle Unit 452

RECOMMENDATION

Staff recommends the Village Board authorize the Village Manager to purchase one (1) 2026 Ford F-250 from Sutton Ford, through the Northwest Municipal Conference Suburban Purchasing Cooperative contract #221 in accordance with the Illinois Joint Purchasing Act (30 ILS 525/0.01 et seq.), for a total not to exceed amount of $79,226.00, subject to final review and approval by the Village Attorney.

BACKGROUND

Unit 452 is currently a 2016 Ram Promaster Van, with 47,615 miles and is due to be replaced. The Water Section uses this vehicle as the primary service vehicle to maintain the water pumping stations and wells, requiring both materials and tool storage to maximize efficiency on a day to day basis.

The proposed new unit is a Ford F-250 with a service utility body that includes all necessary storage provided by Knapheide. The proposed replacement vehicle includes a plow frame and wiring harnesses to complete plowing operations at the pumping stations rather than having to reallocate alternative equipment during the winter months.

This unit was included in the approved FY26 CIP for capital fleet requests. The vehicle will be procured through the Northwest Municipal Conference suburban purchasing cooperative and is fully funded in the capital reserve. The old unit will be sold off for asset recovery when its replacement is delivered.

Sutton Ford COMMERCIAL & FLEET

SUTTON FORD INC.
21315 CENTRAL AVE.
MATTESON IL 60443

INVOICE

Wednesday, February 25, 2026
DATE

PURCHASER'S NAME

VILLAGE OF BUFFALO GROVE

STREET ADDRESS

1650 LEIDER LANE

CITY	STATE	ZIP	BUS PHONE
BUFFALO GROVE	IL	60089	847-459-2545

PLEASE ENTER MY ORDER FOR THE FOLLOWING NEW ☑ USED ☐ SUV ☐ TRUCK ☑ CAR ☐

YEAR	MAKE	MODEL	BODY TYPE	COLOR	TRIM	STOCK NO.
2026	FORD	F250	4X4 SUPER CAB	WHITE	XL	ORDER

VIN NO.		MILES		SALES REP	Scott Ourednik

2026 FORD F250 4X4 SUPER CAB 164" WB 8' BED		$50,117.00	*TRADE-IN INFORMATION*		
			MAKE OF USED VEHICLE		
TBM - 17" ALL TERRAIN TIRES		$150.00	YEAR		
			MODEL		
TRUCK PAID FOR WHEN DELIVERED TO UPFIT			VEHICLE IDENT. NO.		
			MILEAGE		
KNAPHEIDE UPFIT		$27,361.00	TRADE VALUE		
QUOTE GOOD FOR 30 DAYS					
SUBTOTAL		$77,628.00	*FLEET SALES INFORMATION*		
ELECTRONIC FILING FEE		$0.00	ORDERING FIN	QD469	
DOCUMENTATION FEE		$0.00	END USER FIN	QD469	
ILLINIOS SALES TAX	7.25%	$0.00	SALES TYPE	3	
COUNTY TAX- COOK	1.00%	$0.00	GPC DISCOUNT		
CITY OF CHICAGO TAX	1.25%	$0.00	GPC REF #		
COOK COUNTY WHEEL TAX		$0.00	56A/CPA DISCOUNT		
LICENSE, TRANSFER, TITLE		$173.00	56M DISCOUNT		
EXTENDED SERVICE CONTRACT		$1,425.00	RETAIL REBATE #		
TOTAL PRICE		$79,226.00			
CASH DOWN PAYMENT		$0.00			
REBATE		$0.00			
TOTAL DOWN PAYMENT		$0.00			
UNPAID CASH BALANCE DUE ON DELIVERY		**$79,226.00**			

Purchaser agrees that this Order includes all of terms and conditions on both the face and reverse side hereof, that this Order cancels and supersedes any price agreement and as of the date hereof comprises the complete and exclusive statement of the terms of the agreement relating to the subject matters covered hereby ***THIS ORDER IS NOT A BINDING CONTRACT. DEALER SHALL NOT BE OBLIGATED TO SELL UNTIL APPROVAL OF THE TERMS HEREOF IS GIVEN BY A BANK OR FINANCE COMPANY WILLING TO PURCHASE A RETAIL INSTALLMENT CONTRACT BETWEEN THE PARTIES HERETO BASED ON SUCH TERMS. ALL WARRANTIES, IF ANY, BY A MANUFACTURER OR SUPPLIER OTHER THAN DEALER ARE THEIRS, NOT DEALER'S, AND ONLY SUCH MANUFACTURER OR OTHER SUPPLIER SHALL BE LIABLE FOR PERFORMANCE UNDER SUCH WARRANTIES. UNLESS DEALER FURNISHES BUYER WITH A SEPARATE WRITTEN WARRANTY OR SERVICE CONTRACT MADE BY DEALER ON ITS OWN BEHALF, DEALER HEREBY DISCLAIMS ALL WARRANTIES, EXPRESS OR IMPLIED, INCLUDING ANY IMPLIED WARRANTIES OR MERCHANTABILITY OR FITNESS FOR A PARTICULAR PURPOSE: (A) ON ALL GOODS AND SERVICES SOLD BY DEALERS;*** *AND (B) ON ALL USED VEHICLES WHICH ARE HEREBY SOLD "AS IS-NOT EXPRESSLY WARRANTED OR GUARANTEED." TO THE NEGOTIATED CASH SALE PRICE OF EACH VEHICLE. THERE WILL BE ADDED THE SUM OF $303.60 FOR DEALER COSTS AND OVERHEAD FOR ITEM RELATING TO PREPARING, HANDLING AND PROCESSING DOCUMENTS FOR THE MOTOR VEHICLE AND THE CLOSING OF THE TRANSACTION. THE ONLY OTHER ADDITIONAL CHARGES PERMITTED ARE DEALER-ADDED OPTIONS. WARRANTY AND SERVICE CONTRACTS, INSURANCE AND THE ACTUAL COST OF LICENSE AND TITLE REGISTRATION AND TAXES.*

ACCEPTED BY: _____
PURCHASER'S SIGNATURE
DATE 2/25/2026

ACCEPTED BY: Scott Ourednik
DEALER OR HIS AUTHORIZED REPRESENTATIVE
DATE 2/25/2026

AGENDA ITEM SUMMARY

BUFFALO GROVE VILLAGE BOARD

Regular Meeting: March 16, 2026

AGENDA ITEM 8.h. O-2026-27
Ordinance Authorizing the Purchase of One (1) Tennant M20 Rider Sweeper Scrubber Replacement Equipment Unit for Public Works from Standard Equipment Company

Contacts

Liaison: Trustee Cesario
Staff: Chris Krase

Staff Recommendation

Staff recommends approval.

Recommended Motion

I move to approve an ordinance authorizing the purchase of one (1) Tennant M20 Rider Sweeper Scrubber Replacement Equipment Unit for Public Works from Standard Equipment Company, in an amount not to exceed $91,938.33, subject to final review and approval by the Village Attorney.

Summary

See attached memo.

Strategic Alignment

Guiding Principle

Principle 1: Financially Responsible and Sound

Goal

Goal 1: Maintained effective village government: fiscally responsible and providing outstanding, responsive services

File Attachments

1. Memo- Public Works Fleet Replacenemt Floor Scrubber 2.10.26
2. Village of Buffalo Grove M20 Tennant 02-05-206
3. DRAFT Ordinance Public Works Fleet Replacement Floor Scrubber 2026

MEMORANDUM

DATE:	February 10, 2026
TO:	Dane Bragg Village Manager
FROM:	Chris Krase Deputy Director of Public Works & Bryan Beitzel Public Works Superintendent
SUBJECT:	Public Works Fleet/Equipment Replacement 2026

RECOMMENDATION

Staff recommends the Village Board authorize the Village Manager to purchase one (1) Tennant M20 Rider Sweeper Scrubber replacement equipment unit from Standard Equipment Company, through the Department of Fleet and Facility Management Contract #324791, in an amount not to exceed $91,938.33, subject to final review and approval by the Village Attorney.

BACKGROUND

Due to the vast difference in square footage between Public Works old facility and their new facility at 1650 Leider Lane the existing floor scrubber unit has seen substantially more runtime hours and is requiring maintenance and repair on a much greater scale than in the past and is no longer appropriately sized to meet the operational needs of Public Works. Staff evaluated multiple vendors and equipment options before determining that the Tennant M20 Rider Sweeper Scrubber is the most suitable replacement to meet current and future facility demands while providing a reliable and adequate service life.

The Tennant M20 is approximately twice the size of the unit scheduled for replacement, which will significantly improve operational efficiency when cleaning the 1650 Leider Lane facility. Its increased capacity and productivity will allow staff to maintain the larger facility more effectively. The old unit will remain unfunded in the Public Works fleet to service the Fleet Maintenance Garage. This targeted use of the existing floor scrubber will extend its life and allow multiple areas of the new Public Works Facility to be clean at the same time.

This Public Works purchase was a fleet/equipment request for the Fiscal Year 2026, and the purchase is fully funded in the approved FY26 capital reserve.

Equipment Quote

STANDARD EQUIPMENT



Subsidiary of Federal Signal Corporation 625 S. Illinois Rt. 83, Elmhurst, IL 60126 · 312-829-1919 · sale@standardequipment.com

Date:
02/05/2026

Offered By:
Bob Donlon
Sales Representative
847.804.6017

Equipment Provided for:
Village of Buffalo Grove
51 Raupp Blvd
Buffalo Grove, IL 60090



Stock Photo

Standard Equipment is pleased to present Village of Buffalo Grove with the following quote for a New Tennant M20 Rider Sweeper Scrubber.

BUFFALO GROVE
smart. with heart.

Dealership Information

Standard Equipment, acquired by the Federal Signal Company in October 2024, is a key dealer for the Federal Signal Aftermarket group, alongside Joe Johnson Equipment. Continuing to provide the same high level of support and service since its inception in 1969. Standard Equipment offers environmental equipment solutions to municipalities, contractors, and companies. We have established a reputation for excellence by supplying the finest new equipment, a comprehensive selection of parts, exceptional service, and unmatched customer support. Our commitment to meeting the needs of our customers first enables us to customize environmental equipment solutions for every situation. The hallmark of Standard Equipment is its unwavering dependability.

Manufacturer Information

Founded in 1870 by George H. Tennant, Tennant Company began as a one-man woodworking business, evolved into a successful wood flooring and wood products company, and eventually into a manufacturer of floor cleaning equipment. Throughout its history, Tennant has remained focused on advancing our industry by aggressively pursuing new technologies and creating a culture that celebrates innovation. Today, Tennant is a global leader in designing, manufacturing, and marketing solutions that help create a cleaner, safer, healthier world.

Tennant Company is a recognized leader of the cleaning industry. We are passionate about developing innovative and sustainable solutions that help our customers clean more spaces more effectively, addressing indoor and outdoor cleaning challenges.

Equipment Features

Key Features & Specifications

- Floor Smart™ Cleaning Technology
- 40” (1020 mm) cleaning path
- 56 gal (212 L) solution tank
- MaxPro2™ Hydraulic Technology
- 72 gal (272 L) recovery tank
- 1-Step™ One Button Operation
- 16 gal (60 L) demisting chamber
- Touch-N-Go™ Wheel Mounted Module
- Dura-Track™ Parabolic Rear Squeegee
- Steering Wheel Mounted Horn
- Smart Release™ Breakaway System
- Steering Wheel Mounted Water Shut Off
- Linatex Squeegees
- Recovery Tank Full / Solution Tank Empty Indicator
- Reverse and Double Scrubbing Capable
- Yellow Maintenance Touch Points
- Variable Drain Valves™
- Low Oil Pressure / High Coolant Temp Shutdown (G/LPG only)
- No Tool Squeegee & Brush Change
- Built-In Maintenance Diagnostics with Service Reminder
- Standard Hybrid Scrub/Sweep Brushes
- Hygenic® Solution and Recovery Tanks

Hopper & Dump System

- High-Capacity, Duramer™ Multi-Level Dump Hopper
- 3.9 ft^3 (110 L) or 390 lbs (177 kg) usable capacity
- 60-inch (152 cm) variable dump height
- Multi-Level Locking Hopper Safety Arm
- Thermo-Sentry™ Hopper Fire Sensor

Operator Comfort & Safety

- Ergo Space™ Operator Compartment
- Tilt Steering Wheel with Horn
- Deluxe Suspension Seat
- Retractable Seat Belt
- Ergonomic Propel Pedal
- Cup Holder
- Grip-N-Go™ Corner Rollers

Filtration System

- Instant Access™ No Tool Panel Filter Change
- Dual-seal, Self-locating Synthetic Panel Filter
- 78 ft^2 (7.3 m^2) pleated media with 99% efficiency

Tennant Company Warranty

- 36 MONTHS OR 2000 HOURS - PARTS
- 24 MONTHS - LABOR
- 6 MONTHS - TRAVEL
- 10 YEARS ON DURAMERTM TANKS

Unit Purchase Price

1. Please note that the prices quoted are subject to applicable tariffs and duties, which may affect the final cost.
2. Price does not include state or local taxes.
3. FOB Standard Equipment Elmhurst, Illinois 60126.
4. Quote is valid for 7 days from 02/05/2026
5. Payment is due at the time of purchase.

Total Quoted Price: $91,938.33

I/we have read and understand the terms outlined below and on the reverse and agree to them as part of this order as if they were printed above my/our signature(s). The above and the terms below and on the reverse shall comprise the entire agreement affecting this purchase and no other agreement, understanding, representation, condition or warranty either expressed or implied by law or otherwise is part of this transaction. Unless otherwise specified the Purchase price is payable in cash on the date of delivery of the Equipment to the carrier. It is understood and agreed that the Purchase Price is subject to increase at anytime without notice by JJE to the extent that JJE has incurred increased cost between the date hereof and the delivery date caused by increases in manufacturers' list prices, government regulations, freight rates, labour costs and other causes beyond JJE's control. The Purchaser acknowledges having received a true copy hereof. This agreement is not subject to annulment or cancellation by the Purchaser without prior written consent of JJE.

Village of Buffalo Grove	Standard Equipment
X _____ Signature	X  Signature
Name: _____	Name: Greg Zukowski
Date: _____	Date: 02/05/2026

Department of Fleet and Facility Management Contract # 324791

Terms and Conditions

1. Payment in full is required at time of delivery. The sale price specified on page one of this Agreement does not include taxes or shipping and other transportation charges. Unless otherwise specified, all shipments are F.O.B. Elmhurst IL. The Purchaser shall pay all insurance, taxes, shipping charges, and other costs or expenses relating to the sale and transfer of the Equipment, it being the intent that the sales price shall be net to the JJE of any and all costs or expenses. In the event of cancellation of this agreement, the Purchase shall assume all costs associated with the cancellation. All Purchaser supplied chassis must meet the requirements of the body manufacturer and Joe Johnson Equipment ("JJE"). The costs of any chassis modifications or repairs shall be borne by the Purchaser. All warranty work is F.O.B. JJE, Elmhurst IL.
2. RISK OF LOSS. After delivery of the Equipment in good order to the Carrier of Purchaser's choice, risk of loss shall be with the Purchaser and JJE's responsibility shall cease. As long as JJE remains unpaid it shall have a lien on the Equipment and shall have a right to repossession and disposal of the Equipment notwithstanding delivery to the Carrier.
3. SHIPPING. a) If shipment is delayed beyond the time stipulated pursuant to this Agreement by any cause beyond the control of JJE, the delivery date shall be extended for a period equal to the delay due to such cause. JJE will in no way be held liable for loss or damages, direct or consequential, due to delays in delivery cause by events outside our direct control. B) If shipment is delayed by fault of the Purchaser, payment of the Purchase Price shall not be delayed thereby and the Equipment shall be at the Purchaser's risk of damage or loss from any cause whatsoever and any expense incurred in handling, storage or insuring the Equipment shall be paid by the Purchaser.
4. WAIVER OF CLAIMS. Acceptance of the Equipment by the Purchaser from the Carrier will constitute a waiver of all claims against JJE for damage or delay from any cause.
5. TITLE. Title to the Equipment and to all repairs, replacements of and accessions to the Equipment shall not pass to the Purchaser after delivery but shall remain in JJE until payment in full of the Purchaser Price together with all other amounts due hereunder.
6. DEFAULT. If the Purchaser defaults in compliance with any term or condition of this Agreement, or defaults in payment of any installment of the Purchase Price or any applicable taxes or charges relating to the Equipment, or uses the Equipment for an illegal purpose, or if levy is made upon the Equipment, or if any bankruptcy, receivership, winding-up or insolvency proceedings are instituted by or against the Purchaser, or if at any time JJE deems itself insecure in respect of the foregoing then and in any such events the entire balance of the Purchase Price and all notes given therefore together with all expenses, costs and solicitors fees incurred by JJE in the collection of the Purchase Price shall become immediately due and payable on account of the Purchase Price shall remain the property of JJE as payment for the use and depreciation of the Equipment and not as a penalty.
7. REPOSSESSION AND REMEDIES. Subject to the applicable laws:
   a) JJE, in addition to all remedies available at law or hereunder, may take possession of the Equipment without notice or demand and without legal process and for the purpose of taking possession of and removing the Equipment JJE or its assigns or agents may enter into or upon the Purchaser's lands and premises using such forces as is necessary in the circumstances. The Purchaser hereby waives all claims for damages arising out of the re-possession, removal or re-sale of the Equipment as against to Purchaser or Purchaser's assigns.
   b) If the Equipment comes into possession of JJE through the re-possession, voluntary surrender thereof by the Purchaser or otherwise, JJE may at its option sell the Equipment for its own account or may re-sell the Equipment on behalf of the Purchaser either at a public or private sale in such manner and for such amount and upon such terms as JJE may deem proper with or without notice, and prior to any sale JJE may house or store the Equipment and repair or re-condition the same; and JJE may bid and purchase on any sale. From the proceeds of any sale JJE may deduct all expenses for the re-taking, housing, storing, repairing, re-conditioning and selling of the Equipment including the costs of JJE's solicitors as between solicitor and client.
   c) JJE shall also have the right to sue the Purchaser for any amount which is due and unpaid and such rights shall not be affected by the re-possession and sale of the Equipment nor shall the right of re-possession and sale be merged in any judgment JJE may recover on any notes given for the Purchase Price for any security therefore. The execution and delivery of promissory notes or the entry of judgment for any amount which is due and unpaid or the taking of additional security therefore shall not constitute payment or a waiver of any term, provision or condition herein contained. JJE shall have the right to enforce one or more remedies successively or concurrently and such action shall not operate to stop or prevent JJE from pursuing any other remedy which it may have.
8. LIABILITY AND INDEMNIFICATION. JJE shall not be held liable or responsible for any damages, whether on account of personal injuries or otherwise suffered or sustained in the operation of the Equipment, nor for any damages resulting to Purchaser by reason of any delays or any alleged failure of the Equipment to operate. Purchaser shall defend, indemnify and hold harmless JJE, its subsidiary and affiliated companies, their officers, agents and employees, from and against all loss liability, claim, action or expense including reasonable attorney's fees by reason of bodily injury including death, and property damage, sustained by any person or persons, including but not limited to employees of Purchaser, as a result of the maintenance, ownership, use, operation, storage, erection, dismantling, servicing or transportation of Equipment or Purchaser's failure to comply with this order.
9. INTERPRETATION / CHOICE OF LAW. The Purchaser and JJE agree that this Agreement shall be interpreted, construed and be governed by and in accordance with the laws of the State of Illinois. The Purchaser and JJE further agree that should any term or condition, or any part thereof, contained in this Agreement be unenforceable or prohibited by present or future provincial or federal laws, then such term or condition, or part thereof, shall be ineffective to the extent of such unenforceability or prohibition. Failure at any time by JJE to exercise any of its rights under this Agreement shall not constitute a waiver-thereof nor-prejudice JJE's right to enforce it thereafter.
10. ENTIRE AGREEMENT. It is acknowledged and agreed that this Agreement constitutes the entire agreement between JJE and Purchaser and there are no representations, warranties, conditions or guarantees, expressed or implied, statutory or otherwise, other than contained herein.
11. DISCLAIMER. Except as may be expressly set out in the Description of Equipment term of this Agreement there are no expressed or implied warranties on the part of JJE as to the quality, merchantability, capability or fitness for a particular purpose of the equipment which is the subject of this agreement.
12. INTEREST. Interest or any overdue payment shall be at the rate of eighteen (%) percent per annum, without prejudice to any other conditions of this Agreement.
13. INSURANCE. The Purchaser hereby undertakes to keep the Equipment fully insured against loss by reason of accident, fire, theft and all other risks to an amount not less than the amount owed to JJE, such insurance being payable to JJE, until the Purchase Price of the Equipment together with all interest and costs which may have been incurred, have been paid. The Purchaser undertakes to supply evidence of such insurance satisfactory to JJE upon demand. If the Purchaser does not place such insurance on the Equipment, JJE shall have the right to affect such insurance at the expense of the Purchaser, who hereby undertakes to pay the premium for the same.
14. TRADE-INS. The Purchaser hereby warrants and represents that all equipment and machinery granted, sold or assigned to JJE in connection with this Agreement in satisfaction of the Purchase Price or otherwise shall be free and clear of all liens, levies, charges and encumbrances. The Purchaser further agrees to indemnify and hold harmless JJE from and against liens, levies, charges and encumbrances that the Purchaser may be required to pay or discharge in respect of such machinery or equipment.
15. FURTHER ASSURANCES. This Agreement may be assigned by JJE without notice to Purchaser. Purchaser may not assign this Agreement without JJE's consent, which may be withheld at JJE's sole discretion. The Purchaser hereby authorizes JJE to file such financing statements and do such acts, matters and effects as JJE may deem appropriate to protect its interests in the Equipment until payment in full of the Purchase Price together with all amounts due hereunder.

ORDINANCE 2026-xxx

AN ORDINANCE AUTHORIZING THE PURCHASE OF ONE (1) M20 RIDER SWEEPER SCRUBBER FOR PUBLIC WORKS FROM STANDARD EQUIPMENT.

WHEREAS the Village of Buffalo Grove is a home rule unit pursuant to the Illinois Constitution of 1970; and

WHEREAS the Village engaged sought out companies qualified to provide the requested equipment; and

WHEREAS the Village may make purchases in accordance with the Illinois Governmental Joint Purchasing Act (30 ILCS 525/0.01 et seq); and

WHEREAS the Village engaged in a competitive procurement process to obtain the best value for the money through the Department of Fleet and Facility Management Contract #324791

NOW THEREFORE BE IT ORDAINED by the President and Board of Trustees of the Village of Buffalo Grove, Cook and Lake Counties, Illinois, as follows:

SECTION 1. The foregoing recitals are hereby adopted and incorporated and made a part of this Ordinance as if fully set forth herein.

SECTION 2. The Village Manager is authorized to execute a contract with Standard Equipment for the purchase of one (1) M20 Rider Sweeper Scrubber for the Public Works Department at a price not to exceed $91,938.33, pending final review and approval by the Village Attorney.

SECTION 3. If any section, paragraph, clause or provision of this Ordinance shall be held invalid, the invalidity thereof shall not affect any other provision of this Ordinance.

SECTION 4. This Ordinance shall be in full force and effect from and after its passage and approval and shall not be codified.

AYES: _____
NAYES: _____
ABSENT: _____
PASSED: _____, 2026
APPROVED: _____, 2026
PUBLISHED: _____, 2026

ATTEST: APPROVED:

_____ _____

Janet M. Sirabian, Village Clerk Eric N. Smith, Village President

smart. with heart.
50 Raupp Blvd, Buffalo Grove, IL 60089 847-459-2500 vbg.org

AGENDA ITEM SUMMARY

BUFFALO GROVE VILLAGE BOARD

Regular Meeting: March 16, 2026

AGENDA ITEM 8.i. O-2026-28
Ordinance Amending Title 5.20 Liquor Controls

Contacts

Liaison: President Smith
Staff: Samina Shaikh

Staff Recommendation

Staff recommends approval.

Recommended Motion

I move to approve an ordinance amending Title 5.20 Liquor Controls to update the list of licenses authorized.

Summary

Background

This ordinance is to update the list of liquor licenses authorized in Section 5.20.130 of the Village of Buffalo Grove Municipal Code for the license period ending April 30, 2026. A Class C liquor license is withdrawn at the request of the licensee.

Strategic Alignment

Guiding Principle

Principle 7: Builds Our Community

Goal

Goal 5: More livable Buffalo Grove community with leisure experiences for all

File Attachments

1. Memo - Amending 5.20 Liquor Controls - 03162026
2. DRAFT Ordinance - Amending 5.20 Liquor Controls - 03162026

MEMORANDUM

DATE:	March 16, 2026
TO:	Village Manager Dane Bragg
FROM:	Samina Shaikh, Administrative Services Manager / Deputy Village Clerk
SUBJECT:	Update to Chapter 5.20 Liquor Controls

RECOMMENDATION

Staff recommends approval of one update to the authorized liquor licenses in Section 5.20.130 of the Village of Buffalo Grove Municipal Code for license period ending April 30, 2026.

BACKGROUND

An update is proposed to the list of authorized local liquor licenses for the current license period through April 30, 2026. The change is included in the attached ordinance to update Section 5.20.130. An explanation for the update is as follows:

- A Class C liquor license for BGLIQS LLC d/b/a Buffalo Grove Liquor and Spirits at 1655 Buffalo Grove Road is hereby withdrawn at the request of the licensee. The business is no longer in operation.

ORDINANCE 2026-xxx

AN ORDINANCE AMENDING CHAPTER 5.20 LIQUOR CONTROLS

WHEREAS the Village of Buffalo Grove is a Home Rule Unit pursuant to the Illinois Constitution of 1970.

NOW THEREFORE BE IT ORDAINED by the President and Board of Trustees of the Village of Buffalo Grove, Cook and Lake Counties, Illinois, as follows:

SECTION 1. Section 5.20.130 of the Village of Buffalo Grove Municipal Code is hereby amended to read as follows:

5.20.130 Licenses authorized.

Subsection C. of Section 5.20.130 of the Village of Buffalo Grove Municipal Code is hereby amended with deletions in ~~strikethrough~~ and additions in underline text so that Subsection C. of Section 5.20.130 shall provide as follows.

Licensee and d/b/a	***Address***
Class C.	
1. Malhotra Enterprises, Inc. d/b/a 7-Eleven	1165 Weiland Road
2. Al & Al Cellar, In. d/b/a Al & Al Liquor	400 W. Dundee Road 1
3. BG Pantry, Inc. d/b/a BG Liquors	223 W. Dundee Road
~~4. BGLIQS LLC~~	~~1655 Buffalo Grove Road~~
~~5.~~4. Highland Park CVS, LLC	20 E. Dundee Road
~~6.~~5. Hariom, Inc. d/b/a Dev Liquor & Wine	1170 McHenry Road
~~7.~~6. 77018 Company d/b/a Garden Fresh Market	770 S. Buffalo Grove Road
~~8.~~7. American Drug Stores, Inc. d/b/a Osco	79 McHenry Road
~~9.~~8. RR Buffalo Grove LLC d/b/a Ricky Rockets-Buffalo Grove	700 E Lake Cook Road 101
~~10.~~9. Seoul Supermarket, Inc.	1204 Dundee Road
~~11.~~10. Bond Drug Company of Illinois, LLC d/b/a Walgreens	15 N. Buffalo Grove Road
~~12.~~11. Bond Drug Company of Illinois, LLC d/b/a Walgreens	1701 N. Buffalo Grove Road
~~13.~~12. Walgreen Co. d/b/a Walgreens	1225 W. Dundee Road

~~14.~~13. Woodman's Food Market, Inc.	1550 Deerfield Parkway
~~15.~~14. Lazy Dog Colorado Ops, LLC d/b/a Lazy Dog Restaurant & Bar	51 McHenry Road

SECTION 2.

A. A Class C liquor license for BGLIQS LLC at 1655 Buffalo Grove Road is hereby withdrawn at the request of the licensee.

B. This Section 2 shall not be codified.

SECTION 5. This Ordinance shall be in full force and in effect from and after its passage and approval.

AYES: _____
NAYES: _____
ABSENT: _____
PASSED: _____, 2026
APPROVED: _____, 2026
PUBLISHED: _____, 2026

ATTEST: APPROVED:

_____ _____

Janet M. Sirabian, Village Clerk Eric N. Smith, Village President

DRAFT

AGENDA ITEM SUMMARY

BUFFALO GROVE VILLAGE BOARD

Regular Meeting: March 16, 2026

AGENDA ITEM 8.j. O-2026-29
Ordinance Authorizing a Contract with Patriot Pavement Maintenance Inc. for the 2026 Cracksealing Project

Contacts

Liaison: Trustee Weidenfeld
Staff: Briget Schwab

Staff Recommendation

Staff recommends approval.

Recommended Motion

I move to approve an Ordinance authorizing the execution of a Contract with Patriot Pavement Maintenance Inc. for the 2026 Cracksealing project, pending final review by the Village Attorney.

Summary

Recommendation

Staff recommends that the Village Board award the contract to Patriot Pavement Maintenance, Inc a price not to exceed $95,493.48 because the firm is the lowest qualified bidder for the work proposed. Due to the size and scope of the project, staff recommends a contingency fund be created and controlled by the Village in the amount of $8,681.23 (10.0% of the project cost). As bids came in below the engineers estimate, Public Works staff will consult with the Village Manager prior to exceeding the low bid price of $86,812.25. This project is funded by Illinois Motor Fuel Tax Funds (MFT).

Background

The 2026 Cracksealing Project was advertised for bids and opened on February 26, 2026, where 3 qualifying bids were received. The lowest qualified base bid was in the amount of $61,874.75 from Patriot Pavement Maintenance, Inc. Patriot Pavement Maintenance, Inc also supplied qualified alternate bid in the amount of $24,937.50, which makes the overall bid value $86,812.25. The project includes routing and filling of cracks that are present or predicted along streets that have been resurfaced in recent years. Cracksealing is a form of early preventative maintenance has proven to significantly extend the life cycle of new payments at low costs.

Attached is a copy of the Tabulation of Bids for the project indicating the lowest total qualified

bid of $86,812.25. Also demonstrated in the attachment is an engineer's estimate of $86,812.25. All work associated with this project is expected to be completed by mid-May.

Strategic Alignment

Guiding Principle

Principle 3: Plan and Invest in the Future

Goal

Goal 1: Maintained effective village government: fiscally responsible and providing outstanding, responsive services

File Attachments

1. DRAFT Ordinance - 2026 Cracksealing Award
2. Bid Tabulation- Cracksealing
3. Cracksealing Contract

ORDINANCE 2026-xxx

AN ORDINANCE AUTHORIZING THE EXECUTION OF A CONTRACT WITH PATRIOT PAVEMENT MAINTENANCE, INC. FOR THE 2026 CRACKSEALING PROJECT

WHEREAS the Village of Buffalo Grove is a home rule unit pursuant to the Illinois Constitution of 1970; and

WHEREAS the Village seeks to enter into a contract with Patriot Pavement Maintenance, Inc. for the 2026 Cracksealing Project.

NOW THEREFORE BE IT ORDAINED by the President and Board of Trustees of the Village of Buffalo Grove, Cook and Lake Counties, Illinois, as follows:

SECTION 1. The foregoing recitals are hereby adopted and incorporated and made a part of this Ordinance as if fully set forth herein.

SECTION 2. The Village President is authorized to execute a contract attached herein with Patriot Pavement Maintenance, Inc. for the 2026 Cracksealing Project at a price not to exceed $95,493.48, pending attorney review.

SECTION 3. If any section, paragraph, clause or provision of this Ordinance shall be held invalid, the invalidity thereof shall not affect any other provision of this Ordinance.

SECTION 4. This Ordinance shall be in full force and effect from and after its passage and approval and shall not be codified.

AYES: _____
NAYES: _____
ABSENT: _____
PASSED: _____, 2026
APPROVED: _____, 2026
PUBLISHED: _____, 2026

ATTEST: APPROVED:

_____ _____

Janet M. Sirabian, Village Clerk Eric N. Smith, Village President

DRAFT

BUFFALO GROVE
smart. with heart.

Project: Village of Buffalo Grove
2026 Cracksealing Project (VoBG-2026-03)

Project Manager: Adam Dow
Bid Opening Date: 2/26/2026
Bid Opening Location: Virtual

				Engineer's Opinion of Probable Cost		***BID TABULATION***					
						Patriot Pavement Maintenance		SKC Construction Inc.		Denler Inc.	
Item No.	**Description**	**Quantity**	**Unit**	**Unit Price**	**Total**	**Unit**	**Total**	**Unit**	**Total**	**Unit**	**Total**
-	Crack Routing (Pavement) and Filling	35,357.0	LBS	$1.75	$61,874.75	$1.75	$61,874.75	$1.76	$62,228.32	$1.74	$61,521.18
				Total Base Bid:	**$61,874.75**		**$61,874.75**		**$62,228.32**		**$61,521.18**
-	Crack Routing (Pavement) and Filling	14,250.0	LBS	$1.75	$24,937.50	$1.75	$24,937.50	$1.76	$25,080.00	$2.15	$30,637.50
				Total Alternate 1 Bid:	**$24,937.50**		**$24,937.50**		**$25,080.00**		**$30,637.50**
				Total Bid:	**$86,812.25**		**$86,812.25**		**$87,308.32**		**$92,158.68**

Illinois Department of Transportation

Local Public Agency
Formal Contract Proposal
VoBG-2026-03

COVER SHEET

Proposal Submitted By:

Contractor's Name

Contractor's Address | City | State | Zip Code

STATE OF ILLINOIS

Local Public Agency	County	Section Number
Village of Buffalo Grove	Cook	26-00000-01-GM

Route(s) (Street/Road Name)	Type of Funds
Various Street Segments	MFT

☒ Proposal Only ☐ Proposal and Plans ☐ Proposal only, plans are separate

Submitted/Approved
For Local Public Agency:

For a County and Road District Project

Submitted/Approved

Highway Commissioner Signature & Date

Submitted/Approved

County Engineer/Superintendent of Highways Signature & Date

For a Municipal Project

Submitted/Approved/Passed

Signature & Date

Official Title

Department of Transportation

Released for bid based on limited review

Regional Engineer Signature & Date

Note: All proposal documents, including Proposal Guaranty Checks or Proposal Bid Bonds, should be stapled together to prevent loss when bids are processed.

Local Public Agency	County	Section Number	Route(s) (Street/Road Name)
Village of Buffalo Grove	Cook	26-00000-01-GM	Various Street Segments

NOTICE TO BIDDERS

Sealed proposals for the project described below will be received at the office of www.vbg.org/bids
Name of Office

Address until 9:30 AM Time on 02/26/26 Date.

Sealed proposals will be opened and read publicly at the office of a live, online meeting hosted by the Village
Name of Office

https://shorturl.at/OiYNb Address at 9:30 AM Time on 02/26/26 Date.

DESCRIPTION OF WORK

Location: Various Locations Within the Village Limits

Project Length:

Proposed Improvement:
This project includes, but is not limited, the following major work items: crack routing (pavement) and filling; and other associated improvements.

1. Plans and proposal forms will be available in the office of
www.vbg.org/bids
Office of the Purchasing Manager - (847) 459-2500

2. ☒ Prequalification
   If checked, the 2 apparent as read low bidders must file within 24 hours after the letting an "Affidavit of Availability" (Form BC 57) in triplicate, showing all uncompleted contracts awarded to them and all low bids pending award for Federal, State, County, Municipal and private work. One original shall be filed with the Awarding Authority and two originals with the IDOT District Office.
3. The Awarding Authority reserves the right to waive technicalities and to reject any or all proposals as provided in BLRS Special Provision for Bidding Requirements and Conditions for Contract Proposals.
4. The following BLR Forms shall be returned by the bidder to the Awarding Authority:
   a. Local Public Agency Formal Contract Proposal (BLR 12200)
   b. Schedule of Prices (BLR 12201)
   c. Proposal Bid Bond (BLR 12230) (if applicable)
   d. Apprenticeship or Training Program Certification (BLR 12325) (do not use for project with Federal funds.)
   e. Affidavit of Illinois Business Office (BLR 12326) (do not use for project with Federal funds)
5. The quantities appearing in the bid schedule are approximate and are prepared for the comparison of bids. Payment to the Contractor will be made only for the actual quantities of work performed and accepted or materials furnished according to the contract. The scheduled quantities of work to be done and materials to be furnished may be increased, decreased or omitted as hereinafter provided.
6. Submission of a bid shall be conclusive assurance and warranty the bidder has examined the plans and understands all requirements for the performance of work. The bidder will be responsible for all errors in the proposal resulting from failure or neglect to conduct an in depth examination. The Awarding Authority will, in no case, be responsible for any costs, expenses, losses or changes in anticipated profits resulting from such failure or neglect of the bidder.
7. The bidder shall take no advantage of any error or omission in the proposal and advertised contract.
8. If a special envelope is supplied by the Awarding Authority, each proposal should be submitted in that envelope furnished by the Awarding Agency and the blank spaces on the envelope shall be filled in correctly to clearly indicate its contents. When an envelope other than the special one furnished by the Awarding Authority is used, it shall be marked to clearly indicate its contents. When sent by mail, the sealed proposal shall be addressed to the Awarding Authority at the address and in care of the official in whose office the bids are to be received. All proposals shall be filed prior to the time and at the place specified in the Notice to Bidders. Proposals received after the time specified will be returned to the bidder unopened.
9. Permission will be given to a bidder to withdraw a proposal if the bidder makes the request in writing or in person before the time for opening proposals.

Local Public Agency	County	Section Number	Route(s) (Street/Road Name)
Village of Buffalo Grove	Cook	26-00000-01-GM	Various Street Segments

PROPOSAL

1. Proposal of _____
Contractor's Name

_____.
Contractor's Address

2. The plans for the proposed work are those prepared by The Village of Buffalo Grove and approved by the Department of Transportation on _____.

3. The specifications referred to herein are those prepared by the Department of Transportation and designated as "Standard Specifications for Road and Bridge Construction" and the " Supplemental Specifications and Recurring Special Provisions" thereto, adopted and in effect on the date of invitation for bids.

4. The undersigned agrees to accept, as part of the contract, the applicable Special Provisions indicated on the "Check Sheet for Recurring Special Provisions" contained in this proposal.

5. The undersigned agrees to complete the work within _____ working days or by 05/15/26 unless additional time is granted in accordance with the specifications.

6. The successful bidder at the time of execution of the contract will be required to deposit a contract bond for the full amount of the award. When a contract bond is not required, the proposal guaranty check will be held in lieu thereof. If this proposal is accepted and the undersigned fails to execute a contract and contract bond as required, it is hereby agreed that the Bid Bond of check shall be forfeited to the Awarding Authority.

7. Each pay item should have a unit price and a total price. If no total price is shown or if there is a discrepancy between the products of the unit price multiplied by the quantity, the unit price shall govern. If a unit price is omitted, the total price will be divided by the quantity in order to establish a unit price. A bid may be declared unacceptable if neither a unit price nor a total price is shown.

8. The undersigned submits herewith the schedule of prices on BLR 12201 covering the work to be performed under this contract.

9. The undersigned further agrees that if awarded the contract for the sections contained in the combinations on BLR 12201, the work shall be in accordance with the requirements of each individual proposal for the multiple bid specified in the Schedule for Multiple Bids below.

10. A proposal guaranty in the proper amount, as specified in BLRS Special Provision for Bidding Requirements and Conditions for Contract Proposals, will be required. Bid Bonds will be allowed as a proposal guaranty. Accompanying this proposal is either a bid bond, if allowed, on Department form BLR 12230 or a proposal guaranty check, complying with the specifications, made payable to: Village Treasurer of Buffalo Grove .
The amount of the check is _____ (_____).

Attach Cashier's Check or Certified Check Here

In the event that one proposal guaranty check is intended to cover two or more bid proposals, the amount must be equal to the sum of the proposal guaranties which would be required for each individual bid proposal. If the proposal guaranty check is placed in another bid proposal, state below where it may be found.

The proposal guaranty check will be found in the bid proposal for: Section Number _____ .

Local Public Agency	County	Section Number	Route(s) (Street/Road Name)
Village of Buffalo Grove	Cook	26-00000-01-GM	Various Street Segments

CONTRACTOR CERTIFICATIONS

The certifications hereinafter made by the bidder are each a material representation of fact upon which reliance is placed should the Department enter into the contract with the bidder.

1. **Debt Delinquency.** The bidder or contractor or subcontractor, respectively, certifies that it is not delinquent in the payment of any tax administered by the Department of Revenue unless the individual or other entity is contesting, in accordance with the procedure established by the appropriate Revenue Act, its liability for the tax or the amount of the tax. Making a false statement voids the contract and allows the Department to recover all amounts paid to the individual or entity under the contract in a civil action.

2. **Bid-Rigging or Bid Rotating**. The bidder or contractor or subcontractor, respectively, certifies that it is not barred from contracting with the Department by reason of a violation of either 720 ILCS 5/33E-3 or 720 ILCS 5/33E-4.

   A violation of section 33E-3 would be represented by a conviction of the crime of bid-rigging which, in addition to Class 3 felony sentencing, provides that any person convicted of this offense, or any similar offense of any state or the United States which contains the same elements as this offense shall be barred for 5 years from the date of conviction from contracting with any unit of State or local government. No corporation shall be barred from contracting with any unit of State or local government as a result of a conviction under this Section of any employee or agent of such corporation if the employee so convicted is no longer employed by the corporation: (1) it has been finally adjudicated not guilty or (2) if it demonstrates to the governmental entity with which it seeks to contract that entity finds that the commission of the offense was neither authorized, requested, commanded, nor performed by a director, officer or a high managerial agent on behalf of the corporation.

   A violation of Section 33E-4 would be represented by a conviction of the crime of bid-rotating which, in addition to Class 2 felony sentencing, provides that any person convicted of this offense or any similar offense of any state or the United States which contains the same elements as this offense shall be permanently barred from contracting with any unit of State of Local government. No corporation shall be barred from contracting with any unit of State or Local government as a result of a conviction under this Section of any employee or agent of such corporation if the employee so convicted is no longer employed by the corporation and: (1) it has been finally adjudicated not guilty or (2) if it demonstrates to the governmental entity with which it seeks to contract and that entity finds that the commission of the offense was neither authorized, requested, commanded, nor performed by a director, officer or a high managerial agent on behalf of the corporation.

3. **Bribery.** The bidder or contractor or subcontractor, respectively, certifies that, it has not been convicted of bribery or attempting to bribe an officer or employee of the State of Illinois or any unit of local government, nor has the firm made an admission of guilt of such conduct which is a matter or record, nor has an official, agent, or employee of the firm committed bribery or attempted bribery on behalf of the firm and pursuant to the direction or authorization of a responsible official of the firm.

4. **Interim Suspension or Suspension.** The bidder or contractor or subcontractor, respectively, certifies that it is not currently under a suspension as defined in Subpart I of Title 44 Subtitle A Chapter III Part 6 of the Illinois Administrative code. Furthermore, if suspended prior to completion of this work, the contract or contracts executed for the completion of this work may be canceled.

Local Public Agency	County	Section Number	Route(s) (Street/Road Name)
Village of Buffalo Grove	Cook	26-00000-01-GM	Various Street Segments

SIGNATURES

(If an individual)

Bidder Signature & Date

Business Address

City | State | Zip Code

(If a partnership)

Firm Name

Signature & Date

Title

Business Address

City | State | Zip Code

Insert the Names and Addresses of all Partners

(If a corporation)

Corporate Name

Signature & Date

Title

Business Address

City | State | Zip Code

Insert Names of Officers

President

Secretary

Attest:

Secretary

Treasurer

Illinois Department of Transportation

Schedule of Prices

VoBG-2026-03

Contractor's Name

Contractor's Address | City | State | Zip Code

Local Public Agency: Village of Buffalo Grove | County: Cook | Section Number: 26-00000-01-GM

Route(s) (Street/Road Name): Various Street Segments

Schedule for Multiple Bids

Combination Letter	Section Included in Combinations	Total

Schedule for Single Bid

(For complete information covering these items, see plans and specifications.)

Item Number	Items	Unit	Quantity	Unit Price	Total
	Base Bid				
	Crack Routing (Pav) and Filling	LBS	35,357		
				Bidder's Total Proposal	

1. Each pay item should have a unit price and a total price.
2. If no total price is shown or if there is a discrepancy between the product of the unit price multiplied by the quantity, the unit price shall govern.
3. If a unit price is omitted, the total price will be divided by the quantity in order to establish a unit price.
4. A bid may be declared unacceptable if neither a unit price or total price is shown.

Illinois Department of Transportation

Schedule of Prices

VoBG-2026-03

Contractor's Name

Contractor's Address | City | State | Zip Code

Local Public Agency: Village of Buffalo Grove | County: Cook | Section Number: 26-00000-01-GM

Route(s) (Street/Road Name): Various Street Segments

Schedule for Multiple Bids

Combination Letter	Section Included in Combinations	Total

Schedule for Single Bid

(For complete information covering these items, see plans and specifications.)

Item Number	Items	Unit	Quantity	Unit Price	Total
	Alternate 1 Bid				
	Crack Routing (Pav) and Filling	LBS	14,250		
				Bidder's Total Proposal	

1. Each pay item should have a unit price and a total price.
2. If no total price is shown or if there is a discrepancy between the product of the unit price multiplied by the quantity, the unit price shall govern.
3. If a unit price is omitted, the total price will be divided by the quantity in order to establish a unit price.
4. A bid may be declared unacceptable if neither a unit price or total price is shown.

Illinois Department of Transportation

Local Public Agency Proposal Bid Bond

VoBG-2026-03

Local Public Agency	County	Section Number
Village of Buffalo Grove	Cook	26-00000-01-GM

WE, _____ as PRINCIPAL, and

_____ as SURETY, are held jointly, severally and firmly bound unto the above Local Public Agency (hereafter referred to as "LPA") in the penal sum of 5% of the total bid price, or for the amount specified in the proposal documents in effect on the date of invitation for bids, whichever is the lesser sum. We bind ourselves, our heirs, executors, administrators, successors, and assigns, jointly pay to the LPA this sum under the conditions of this instrument.

WHEREAS THE CONDITION OF THE FOREGOING OBLIGATION IS SUCH that, the said PRINCIPAL is submitting a written proposal to the LPA acting through its awarding authority for the construction of the work designated as the above section.

THEREFORE if the proposal is accepted and a contract awarded to the PRINCIPAL by the LPA for the above designated section and the PRINCIPAL shall within fifteen (15) days after award enter into a formal contract, furnish surety guaranteeing the faithful performance of the work, and furnish evidence of the required insurance coverage, all as provided in the "Standard Specifications for Road and Bridge Construction" and applicable Supplemental Specifications, then this obligation shall become void; otherwise it shall remain in full force and effect.

IN THE EVENT the LPA determines the PRINCIPAL has failed to enter into a formal contract in compliance with any requirements set forth in the preceding paragraph, then the LPA acting through its awarding authority shall immediately be entitled to recover the full penal sum set out above, together with all court costs, all attorney fees, and any other expense of recovery.

IN TESTIMONY WHEREOF, the said PRINCIPAL and the said SURETY have caused this instrument to be signed by their respective officers this _____ (Day) of _____ (Month and Year)

Principal

Company Name	Company Name
Signature & Date	Signature & Date
By:	By:
Title	Title

(If Principal is a joint venture of two or more contractors, the company names, and authorized signatures of each contractor must be affixed.)

Surety

Name of Surety	Signature of Attorney-in-Fact Signature & Date
	By:

STATE OF IL

COUNTY OF

I _____ , a Notary Public in and for said county do hereby certify that

_____

(Insert names of individuals signing on behalf of PRINCIPAL & SURETY)

who are each personally known to me to be the same persons whose names are subscribed to the foregoing instrument on behalf of PRINCIPAL and SURETY, appeared before me this day in person and acknowledged respectively, that they signed and delivered said instruments as their free and voluntary act for the uses and purposes therein set forth.

Given under my hand and notarial seal this _____ (Day) day of _____ (Month and Year) .

Notary Public Signature & Date

(SEAL, if required by the LPA)

Date commission expires _____

Local Public Agency	County	Section Number
Village of Buffalo Grove	Cook	26-00000-01-GM

ELECTRONIC BID BOND

☐ **Electronic bid bond is allowed (box must be checked by LPA if electronic bid bond is allowed)**

The Principal may submit an electronic bid bond, in lieu of completing the above section of the Proposal Bid Bond Form. By providing an electronic bid bond ID code and signing below, the Principal is ensuring the identified electronic bid bond has been executed and the Principal and Surety are firmly bound unto the LPA under the conditions of the bid bond as shown above. (If PRINCIPAL is a joint venture of two or more contractors, an electronic bid bond ID code, company/Bidder name title and date must be affixed for each contractor in the venture.)

Electronic Bid Bond ID Code

Company/Bidder Name

Signature & Date

Title

Illinois Department of Transportation

Apprenticeship and Training Program Certification

VoBG-2026-03

Local Public Agency	County	Street Name/Road Name	Section Number
Village of Buffalo Grove	Cook	Various Street Segments	26-00000-01-GM

All contractors are required to complete the following certification

☒ For this contract proposal or for all bidding groups in this deliver and install proposal.

☐ For the following deliver and install bidding groups in this material proposal.

Illinois Department of Transportation policy, adopted in accordance with the provisions of the Illinois Highway Code, requires this contract to be awarded to the lowest responsive and responsible bidder. The award decision is subject to approval by the Department. In addition to all other responsibility factors, this contract or deliver and install proposal requires all bidders and all bidder's subcontractors to disclose participation in apprenticeship or training programs that are (1) approved by and registered with the United States Department of Labor's Bureau of Apprenticeship and Training, and (2) applicable to the work of the above indicated proposals or groups. Therefore, all bidders are required to complete the following certification:

1. Except as provided in paragraph 4 below, the undersigned bidder certifies that it is a participant, either as an individual or as part of a group program, in an approved apprenticeship or training program applicable to each type of work or craft that the bidder will perform with its own employees.

2. The undersigned bidder further certifies, for work to be performed by subcontract, that each of its subcontractors either (A) is, at the time of such bid, participating in an approved, applicable apprenticeship or training program; or (B) will, prior to commencement of performance of work pursuant to this contract, establish participation in an approved apprenticeship or training program applicable to the work of the subcontract.

3. The undersigned bidder, by inclusion in the list in the space below, certifies the official name of each program sponsor holding the Certificate of Registration for all of the types of work or crafts in which the bidder is a participant and that will be performed with the bidder's employees. Types of work or craft that will be subcontracted shall be included and listed as subcontract work. The list shall also indicate any type of work or craft job category for which there is no applicable apprenticeship or training program available.

4. Except for any work identified above, if any bidder or subcontractor shall perform all or part of the work of the contract or deliver and install proposal solely by individual owners, partners or members and not by employees to whom the payment of prevailing rates of wages would be required, check the following box, and identify the owner/operator workforces and positions of ownership. ☐

The requirements of this certification and disclosure are a material part of the contract, and the contractor shall require this certification provision to be included in all approved subcontracts. The bidder is responsible for making a complete report and shall make certain that each type of work or craft job category that will be utilized on the project is accounted for and listed. The Department at any time before or afterward may require the production of a copy of each applicable Certificate of Registration issued by the United States Department of Labor evidencing such participation by the contractor and any or all of its subcontractors. In order to fulfill the participation requirement, it shall not be necessary that any applicable program sponsor be currently taking or that it will take applications for apprenticeship, training or employment during the performance of the work of this contract or deliver and install proposal.

Bidder

Signature & Date

Title

Address	City	State	Zip Code

Illinois Department of Transportation

Affidavit of Illinois Business Office

VoBG-2026-03

Local Public Agency	County	Street Name/Road Name	Section Number
Village of Buffalo Grove	Cook	Various Street Segments	26-00000-01-GM

I, _____ of _____ , _____ ,
Name of Affiant City of Affiant State of Affiant

being first duly sworn upon oath, state as follows:

1. That I am the _____ of _____ .
Officer or Position Bidder

2. That I have personal knowledge of the facts herein stated.

3. That, if selected under the proposal described above, _____ , will maintain a business office in the
Bidder

State of Illinois, which will be located in _____ County, Illinois.
County

4. That this business office will serve as the primary place of employment for any persons employed in the construction contemplated by this proposal.

5. That this Affidavit is given as a requirement of state law as provided in Section 30-22(8) of the Illinois Procurement Code.

Signature & Date

Print Name of Affiant

Notary Public

State of IL

County _____

Signed (or subscribed or attested) before me on _____ by
(date)

_____ , authorized agent(s) of
(name/s of person/s)

_____ .
Bidder

Notary Public Signature & Date

(SEAL)

My commission expires _____

Illinois Department of Transportation

Affidavit of Availability

For the Letting of

VoBG-2026-03

Bureau of Construction
2300 South Dirksen Parkway/Room 322
Springfield, IL 62764

Instructions: Complete this form by either typing or using black ink. "Authorization to Bid" will not be issued unless both sides of this form are completed in detail. Use additional forms as needed to list all work.

Part I. Work Under Contract

List below all work you have under contract as either a prime contractor or a subcontractor. It is required to include all pending low bids not yet awarded or rejected. In a joint venture, list only that portion of the work which is the responsibility of your company. The uncompleted dollar value is to be based upon the most recent engineer's or owners estimate, and must include work subcontracted to others. If no work is contracted, show NONE.

	1	2	3	4	Awards Pending	Accumulated Totals
Contract Number						
Contract With						
Estimated Completion Date						
Total Contract Price						
Uncompleted Dollar Value if Firm is the Prime Contractor						
Uncompleted Dollar Value if Firm is the Subcontractor						
					Total Value of All Work	

Part II. Awards Pending and Uncompleted Work to be done with your own forces.

List below the uncompleted dollar value of work for each contract and awards pending to be completed with your own forces. All work subcontracted to others will be listed on the reverse of this form. In a joint venture, list only that portion of the work to be done by your company. If no work is contracted, show NONE.

Earthwork						
Portland Cement Concrete Paving						
HMA Plant Mix						
HMA Paving						
Clean & Seal Cracks/Joints						
Aggregate Bases, Surfaces						
Highway, R.R., Waterway Struc.						
Drainage						
Electrical						
Cover and Seal Coats						
Concrete Construction						
Landscaping						
Fencing						
Guardrail						
Painting						
Signing						
Cold Milling, Planning, Rotomilling						
Demolition						
Pavement Markings (Paint)						
Other Construction (List)						
Totals						

Disclosure of this information is REQUIRED to accomplish the statutory purpose as outlined in the “Illinois Procurement Code." Failure to comply will result in non-issuance of an "Authorization To Bid." This form has been approved by the State Forms Management Center.

Part III. Work Subcontracted to Others.

For each contract described in Part I, list all the work you have subcontracted to others.

	1	2	3	4	Awards Pending
Subcontractor					
Type of Work					
Subcontract Price					
Amount Uncompleted					
Subcontractor					
Type of Work					
Subcontract Price					
Amount Uncompleted					
Subcontractor					
Type of Work					
Subcontract Price					
Amount Uncompleted					
Subcontractor					
Type of Work					
Subcontract Price					
Amount Uncompleted					
Subcontractor					
Type of Work					
Subcontract Price					
Amount Uncompleted					
Total Uncompleted					

Notary

I, being duly sworn, do hereby declare this affidavit is a true and correct statement relating to ALL uncompleted contracts of the undersigned for Federal, State, County, City and private work, including ALL subcontract work, ALL pending low bids not yet awarded or rejected and ALL estimated completion dates.

Officer or Director

Title

Signature

Date

Company

Address

City

State

Zip Code

Subscribed and sworn to before me

this _____ day of _____ , _____

_____

(Signature of Notary Public)

My commission expires _____

(Notary Seal)

☐ Add pages for additional contracts

Illinois Department of Transportation

Affidavit of Availability

For the Letting of

Bureau of Construction
2300 South Dirksen Parkway/Room 322
Springfield, IL 62764

Instructions: Complete this form by either typing or using black ink. "Authorization to Bid" will not be issued unless both sides of this form are completed in detail. Use additional forms as needed to list all work.

Part I. Work Under Contract

List below all work you have under contract as either a prime contractor or a subcontractor. It is required to include all pending low bids not yet awarded or rejected. In a joint venture, list only that portion of the work which is the responsibility of your company. The uncompleted dollar value is to be based upon the most recent engineer's or owners estimate, and must include work subcontracted to others. If no work is contracted, show NONE.

	1	2	3	4	Awards Pending	Accumulated Totals
Contract Number						
Contract With						
Estimated Completion Date						
Total Contract Price						
Uncompleted Dollar Value if Firm is the Prime Contractor						
Uncompleted Dollar Value if Firm is the Subcontractor						
					Total Value of All Work	

Part II. Awards Pending and Uncompleted Work to be done with your own forces.

List below the uncompleted dollar value of work for each contract and awards pending to be completed with your own forces. All work subcontracted to others will be listed on the reverse of this form. In a joint venture, list only that portion of the work to be done by your company. If no work is contracted, show NONE.

Earthwork						
Portland Cement Concrete Paving						
HMA Plant Mix						
HMA Paving						
Clean & Seal Cracks/Joints						
Aggregate Bases, Surfaces						
Highway, R.R., Waterway Struc.						
Drainage						
Electrical						
Cover and Seal Coats						
Concrete Construction						
Landscaping						
Fencing						
Guardrail						
Painting						
Signing						
Cold Milling, Planning, Rotomilling						
Demolition						
Pavement Markings (Paint)						
Other Construction (List)						
Totals						

Disclosure of this information is REQUIRED to accomplish the statutory purpose as outlined in the “Illinois Procurement Code." Failure to comply will result in non-issuance of an "Authorization To Bid." This form has been approved by the State Forms Management Center.

Part III. Work Subcontracted to Others.

For each contract described in Part I, list all the work you have subcontracted to others.

	2	3	4	Awards Pending	1
Subcontractor					
Type of Work					
Subcontract Price					
Amount Uncompleted					
Subcontractor					
Type of Work					
Subcontract Price					
Amount Uncompleted					
Subcontractor					
Type of Work					
Subcontract Price					
Amount Uncompleted					
Subcontractor					
Type of Work					
Subcontract Price					
Amount Uncompleted					
Subcontractor					
Type of Work					
Subcontract Price					
Amount Uncompleted					
Total Uncompleted					

Notary

I, being duly sworn, do hereby declare this affidavit is a true and correct statement relating to ALL uncompleted contracts of the undersigned for Federal, State, County, City and private work, including ALL subcontract work, ALL pending low bids not yet awarded or rejected and ALL estimated completion dates.

Officer or Director

Title

Signature

Date

Company

Address

City

State

Zip Code

Subscribed and sworn to before me

this _____ day of _____ , _____

_____

(Signature of Notary Public)

My commission expires _____

(Notary Seal)

☐ Add pages for additional contracts

Illinois Department of Transportation

Affidavit of Availability

For the Letting of

Bureau of Construction
2300 South Dirksen Parkway/Room 322
Springfield, IL 62764

Instructions: Complete this form by either typing or using black ink. "Authorization to Bid" will not be issued unless both sides of this form are completed in detail. Use additional forms as needed to list all work.

Part I. Work Under Contract

List below all work you have under contract as either a prime contractor or a subcontractor. It is required to include all pending low bids not yet awarded or rejected. In a joint venture, list only that portion of the work which is the responsibility of your company. The uncompleted dollar value is to be based upon the most recent engineer's or owners estimate, and must include work subcontracted to others. If no work is contracted, show NONE.

	1	2	3	4	Awards Pending	Accumulated Totals
Contract Number						
Contract With						
Estimated Completion Date						
Total Contract Price						
Uncompleted Dollar Value if Firm is the Prime Contractor						
Uncompleted Dollar Value if Firm is the Subcontractor						
					Total Value of All Work	

Part II. Awards Pending and Uncompleted Work to be done with your own forces.

List below the uncompleted dollar value of work for each contract and awards pending to be completed with your own forces. All work subcontracted to others will be listed on the reverse of this form. In a joint venture, list only that portion of the work to be done by your company. If no work is contracted, show NONE.

Earthwork						
Portland Cement Concrete Paving						
HMA Plant Mix						
HMA Paving						
Clean & Seal Cracks/Joints						
Aggregate Bases, Surfaces						
Highway, R.R., Waterway Struc.						
Drainage						
Electrical						
Cover and Seal Coats						
Concrete Construction						
Landscaping						
Fencing						
Guardrail						
Painting						
Signing						
Cold Milling, Planning, Rotomilling						
Demolition						
Pavement Markings (Paint)						
Other Construction (List)						
Totals						

Disclosure of this information is REQUIRED to accomplish the statutory purpose as outlined in the “Illinois Procurement Code." Failure to comply will result in non-issuance of an "Authorization To Bid." This form has been approved by the State Forms Management Center.

Part III. Work Subcontracted to Others.

For each contract described in Part I, list all the work you have subcontracted to others.

	1	2	3	4	Awards Pending
Subcontractor					
Type of Work					
Subcontract Price					
Amount Uncompleted					
Subcontractor					
Type of Work					
Subcontract Price					
Amount Uncompleted					
Subcontractor					
Type of Work					
Subcontract Price					
Amount Uncompleted					
Subcontractor					
Type of Work					
Subcontract Price					
Amount Uncompleted					
Subcontractor					
Type of Work					
Subcontract Price					
Amount Uncompleted					
Total Uncompleted					

Notary

I, being duly sworn, do hereby declare this affidavit is a true and correct statement relating to ALL uncompleted contracts of the undersigned for Federal, State, County, City and private work, including ALL subcontract work, ALL pending low bids not yet awarded or rejected and ALL estimated completion dates.

Officer or Director

Title

Signature

Date

Company

Address

City

State

Zip Code

Subscribed and sworn to before me

this _____ day of _____ , _____

_____

(Signature of Notary Public)

My commission expires _____

(Notary Seal)

☐ Add pages for additional contracts

Illinois Department of Transportation

Affidavit of Availability

For the Letting of

Bureau of Construction
2300 South Dirksen Parkway/Room 322
Springfield, IL 62764

Instructions: Complete this form by either typing or using black ink. "Authorization to Bid" will not be issued unless both sides of this form are completed in detail. Use additional forms as needed to list all work.

Part I. Work Under Contract

List below all work you have under contract as either a prime contractor or a subcontractor. It is required to include all pending low bids not yet awarded or rejected. In a joint venture, list only that portion of the work which is the responsibility of your company. The uncompleted dollar value is to be based upon the most recent engineer's or owners estimate, and must include work subcontracted to others. If no work is contracted, show NONE.

	1	2	3	4	Awards Pending	Accumulated Totals
Contract Number						
Contract With						
Estimated Completion Date						
Total Contract Price						
Uncompleted Dollar Value if Firm is the Prime Contractor						
Uncompleted Dollar Value if Firm is the Subcontractor						
					Total Value of All Work	

Part II. Awards Pending and Uncompleted Work to be done with your own forces.

List below the uncompleted dollar value of work for each contract and awards pending to be completed with your own forces. All work subcontracted to others will be listed on the reverse of this form. In a joint venture, list only that portion of the work to be done by your company. If no work is contracted, show NONE.

Earthwork						
Portland Cement Concrete Paving						
HMA Plant Mix						
HMA Paving						
Clean & Seal Cracks/Joints						
Aggregate Bases, Surfaces						
Highway, R.R., Waterway Struc.						
Drainage						
Electrical						
Cover and Seal Coats						
Concrete Construction						
Landscaping						
Fencing						
Guardrail						
Painting						
Signing						
Cold Milling, Planning, Rotomilling						
Demolition						
Pavement Markings (Paint)						
Other Construction (List)						
Totals						

Disclosure of this information is REQUIRED to accomplish the statutory purpose as outlined in the “Illinois Procurement Code." Failure to comply will result in non-issuance of an "Authorization To Bid." This form has been approved by the State Forms Management Center.

Part III. Work Subcontracted to Others.

For each contract described in Part I, list all the work you have subcontracted to others.

	1	2	3	4	Awards Pending
Subcontractor					
Type of Work					
Subcontract Price					
Amount Uncompleted					
Subcontractor					
Type of Work					
Subcontract Price					
Amount Uncompleted					
Subcontractor					
Type of Work					
Subcontract Price					
Amount Uncompleted					
Subcontractor					
Type of Work					
Subcontract Price					
Amount Uncompleted					
Subcontractor					
Type of Work					
Subcontract Price					
Amount Uncompleted					
Total Uncompleted					

Notary

I, being duly sworn, do hereby declare this affidavit is a true and correct statement relating to ALL uncompleted contracts of the undersigned for Federal, State, County, City and private work, including ALL subcontract work, ALL pending low bids not yet awarded or rejected and ALL estimated completion dates.

Officer or Director

Title

Signature

Date

Company

Address

City

State

Zip Code

Subscribed and sworn to before me

this _____ day of _____ , _____

_____

(Signature of Notary Public)

My commission expires _____

(Notary Seal)

☐ Add pages for additional contracts

Illinois Department of Transportation

Affidavit of Availability

For the Letting of

Bureau of Construction
2300 South Dirksen Parkway/Room 322
Springfield, IL 62764

Instructions: Complete this form by either typing or using black ink. "Authorization to Bid" will not be issued unless both sides of this form are completed in detail. Use additional forms as needed to list all work.

Part I. Work Under Contract

List below all work you have under contract as either a prime contractor or a subcontractor. It is required to include all pending low bids not yet awarded or rejected. In a joint venture, list only that portion of the work which is the responsibility of your company. The uncompleted dollar value is to be based upon the most recent engineer's or owners estimate, and must include work subcontracted to others. If no work is contracted, show NONE.

	1	2	3	4	Awards Pending	Accumulated Totals
Contract Number						
Contract With						
Estimated Completion Date						
Total Contract Price						
Uncompleted Dollar Value if Firm is the Prime Contractor						
Uncompleted Dollar Value if Firm is the Subcontractor						
					Total Value of All Work	

Part II. Awards Pending and Uncompleted Work to be done with your own forces.

List below the uncompleted dollar value of work for each contract and awards pending to be completed with your own forces. All work subcontracted to others will be listed on the reverse of this form. In a joint venture, list only that portion of the work to be done by your company. If no work is contracted, show NONE.

Earthwork						
Portland Cement Concrete Paving						
HMA Plant Mix						
HMA Paving						
Clean & Seal Cracks/Joints						
Aggregate Bases, Surfaces						
Highway, R.R., Waterway Struc.						
Drainage						
Electrical						
Cover and Seal Coats						
Concrete Construction						
Landscaping						
Fencing						
Guardrail						
Painting						
Signing						
Cold Milling, Planning, Rotomilling						
Demolition						
Pavement Markings (Paint)						
Other Construction (List)						
Totals						

Disclosure of this information is REQUIRED to accomplish the statutory purpose as outlined in the “Illinois Procurement Code." Failure to comply will result in non-issuance of an "Authorization To Bid." This form has been approved by the State Forms Management Center.

Part III. Work Subcontracted to Others.

For each contract described in Part I, list all the work you have subcontracted to others.

	1	2	3	4	Awards Pending
Subcontractor					
Type of Work					
Subcontract Price					
Amount Uncompleted					
Subcontractor					
Type of Work					
Subcontract Price					
Amount Uncompleted					
Subcontractor					
Type of Work					
Subcontract Price					
Amount Uncompleted					
Subcontractor					
Type of Work					
Subcontract Price					
Amount Uncompleted					
Subcontractor					
Type of Work					
Subcontract Price					
Amount Uncompleted					
Total Uncompleted					

Notary

I, being duly sworn, do hereby declare this affidavit is a true and correct statement relating to ALL uncompleted contracts of the undersigned for Federal, State, County, City and private work, including ALL subcontract work, ALL pending low bids not yet awarded or rejected and ALL estimated completion dates.

Officer or Director

Title

Signature

Date

Company

Address

City

State

Zip Code

Subscribed and sworn to before me

this _____ day of _____ , _____

_____

(Signature of Notary Public)

My commission expires _____

(Notary Seal)

EXHIBIT A - PUBLIC CONTRACT STATEMENT

This Public Contract Statement (the "**Contract Statement**") has been executed by the below supplier, Contractor or vendor (collectively the "**Contractor**") in order for the Village of Buffalo Grove to obtain certain information necessary prior to awarding a public contract. The Contract Statement shall be executed and notarized and submitted as part of the Bid Proposal.

CERTIFICATION OF CONTRACTOR/BIDDER

In order to comply with 720 Illinois Compiled Statutes 5/33 E-1 et seq., the Village of Buffalo Grove requires the following certification be acknowledged:

> The Contractor certifies that it is not barred from bidding or supplying any goods, services or construction let by the Village of Buffalo Grove with or without bid, due to any violation of either Section 5/33 E-3 or 5/33 E-4 of Article 33E, Public Contracts, of the Chapter 720 of the Illinois Compiled Statutes, as amended. This act relates to interference with public contracting, bid rigging and rotating, kickbacks, and bidding.

CERTIFICATION RELATIVE TO 65 ILCS 5/11-42.1.1

In order to comply with 65 Illinois Complied Statutes 5/11-42.1.1, the Village of Buffalo Grove requires the following certification:

> The Contractor does hereby swear and affirm that it is not delinquent in the payment of any tax administered by the Illinois Department of Revenue unless it is contesting such tax in accordance with the procedures established by the appropriate revenue act, its liability for the tax or the amount of the tax. The undersigned further understands that making a false statement herein: (1) is a Class A misdemeanor, and (2) voids the contract and allows the Village to recover all amounts paid to it under the contract.

CONFLICT OF INTEREST

The Village of Buffalo Grove Municipal Code requires the following verification relative to conflict of interest and compliance with general ethics requirements of the Village:

> The Contractor represents and warrants to the Village of Buffalo Grove as a term and condition of acceptance of their Bid Proposal that none of the following Village officials is either an officer or director of Contractor nor owns five percent (5%) or more of the Contractor: the Village President, the members of the Village Board of Trustees, the Village Clerk, the Village Treasurer, the members of the Zoning Board of Appeals and the Plan Commission, the Village Manager and his/her Assistant, or the heads of the various departments within the Village.

If the foregoing representation and warranty is inaccurate, state the name of the Village official who either is an officer or director of your business entity or owns five percent (5%) or more thereof: _____.

OTHER COMMITMENTS

Has your firm ever been debarred by a governmental agency in the State of Illinois within the last 7 years? If no, please check the box. ☐

I have read, understand and am able to fulfill the requirements of the contract documents. If yes, please check the box. ☐

I can provide insurance documents that meet the terms of the contract documents, which includes original endorsements that explicitly names the Village of Buffalo Grove (and others per the contract documents). If yes, please check the box. ☐

In the past 7 years has your firm been involved inlitigation, arbitration, or mediation with a governmental agency? If no, please check the box. ☐ If yes, please provide a brief description.

IN WITNESS WHEREOF, the below Contractor has signed and sealed this Contract Statement as of this ____ day of _____, 20___.

_____
Print Name of Contractor

_____
Signature

_____
Print Title

Given under my hand and official seal, this _____ day of _____, 20___.

_____
Notary Public

GISConsortium | 2026 Cracksealing Project - Area 1 - Base Bid

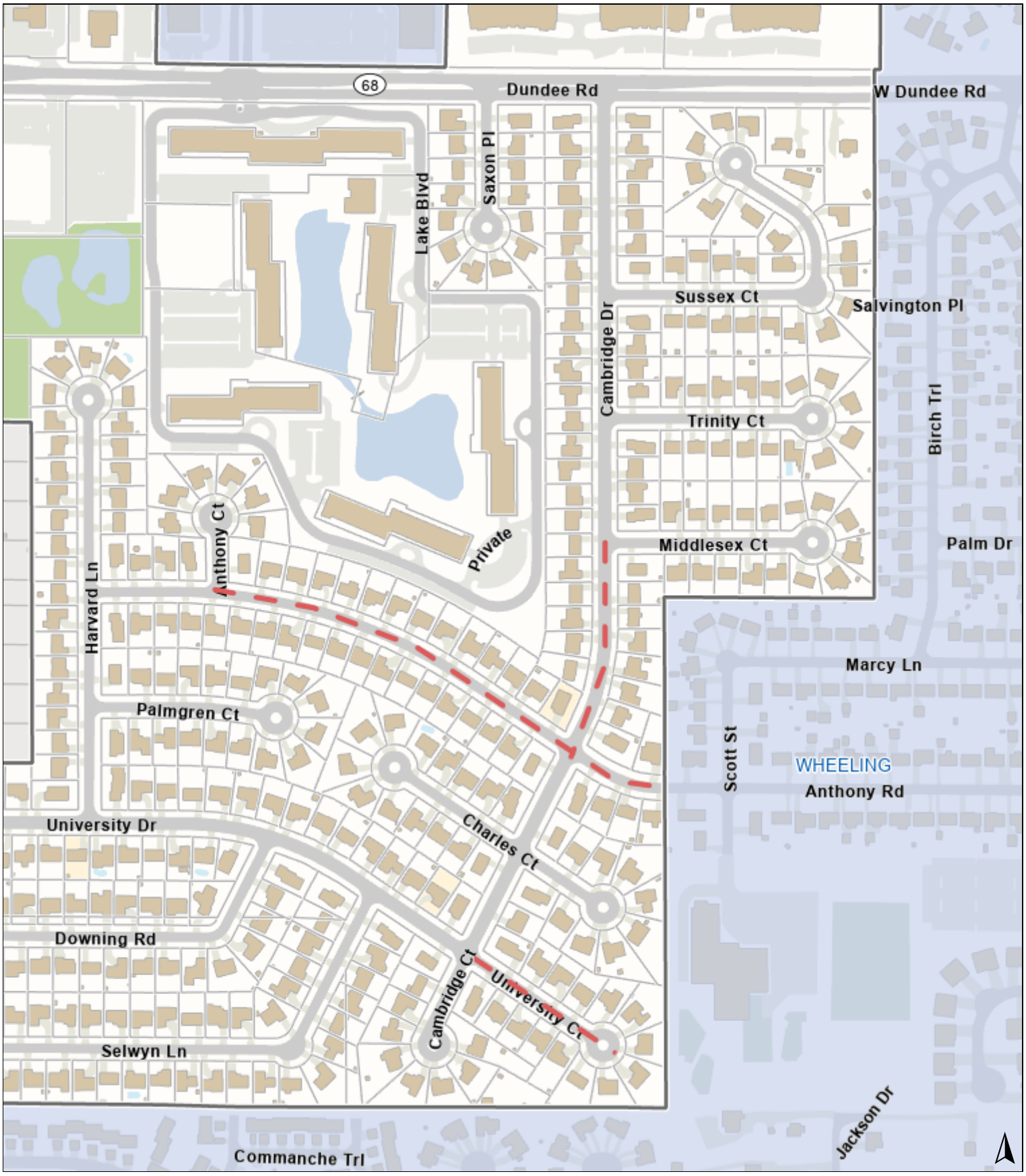

0 450 900 ft

Print Date: 1/26/2026

Notes
VoBG-2026-03

Disclaimer: The GIS Consortium and MGP Inc. are not liable for any use, misuse, modification or disclosure of any map provided under applicable law. This map is for general information purposes only. Although the information is believed to be generally accurate, errors may exist and the user should independently confirm for accuracy. The map does not constitute a regulatory determination and is not a base for engineering design. A Registered Land Surveyor should be consulted to determine precise location boundaries on the ground.

GISConsortium | 2026 Cracksealing Project - Area 2 - Base Bid

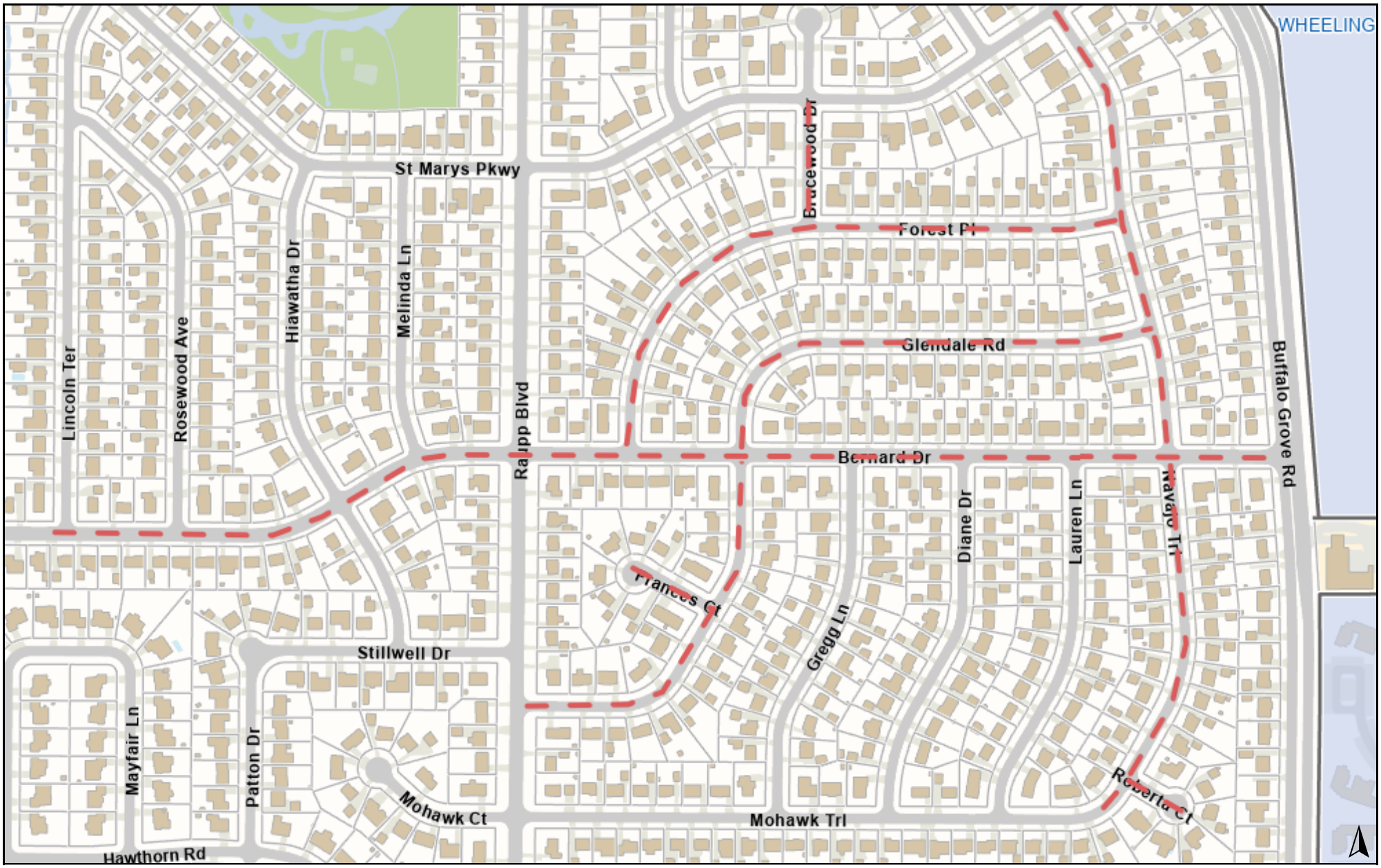

0 500 1000 ft

Print Date: 2/9/2026

Notes

Disclaimer: The GIS Consortium and MGP Inc. are not liable for any use, misuse, modification or disclosure of any map provided under applicable law. This map is for general information purposes only. Although the information is believed to be generally accurate, errors may exist and the user should independently confirm for accuracy. The map does not constitute a regulatory determination and is not a base for engineering design. A Registered Land Surveyor should be consulted to determine precise location boundaries on the ground.

GISConsortium | 2026 Cracksealing Project - Area 3 - Base Bid

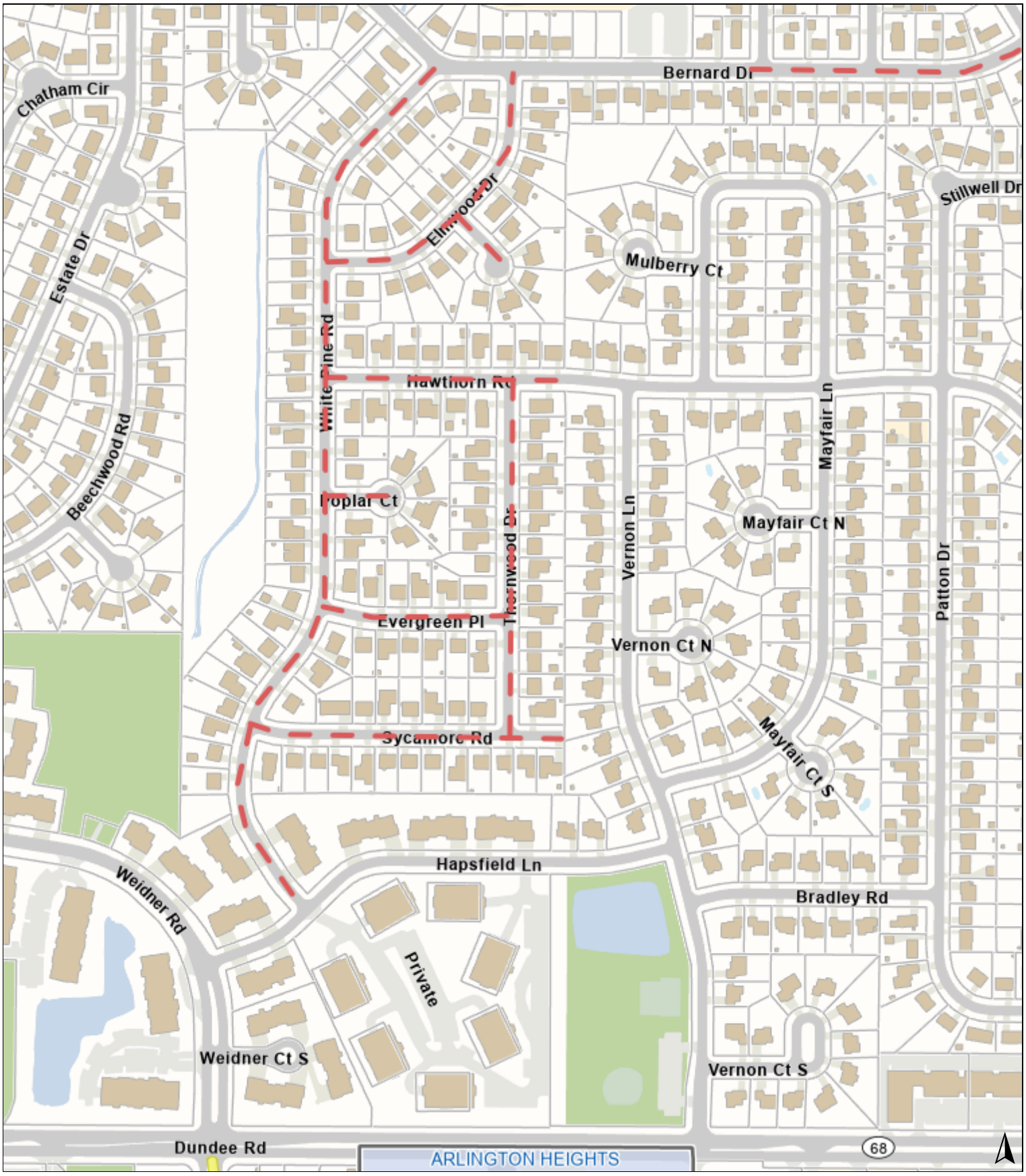

0 450 900 ft

Print Date: 2/9/2026

Notes
VoBG-2026-03

Disclaimer: The GIS Consortium and MGP Inc. are not liable for any use, misuse, modification or disclosure of any map provided under applicable law. This map is for general information purposes only. Although the information is believed to be generally accurate, errors may exist and the user should independently confirm for accuracy. The map does not constitute a regulatory determination and is not a base for engineering design. A Registered Land Surveyor should be consulted to determine precise location boundaries on the ground.

GISConsortium | 2026 Cracksealing Project - Area 4 - Base Bid

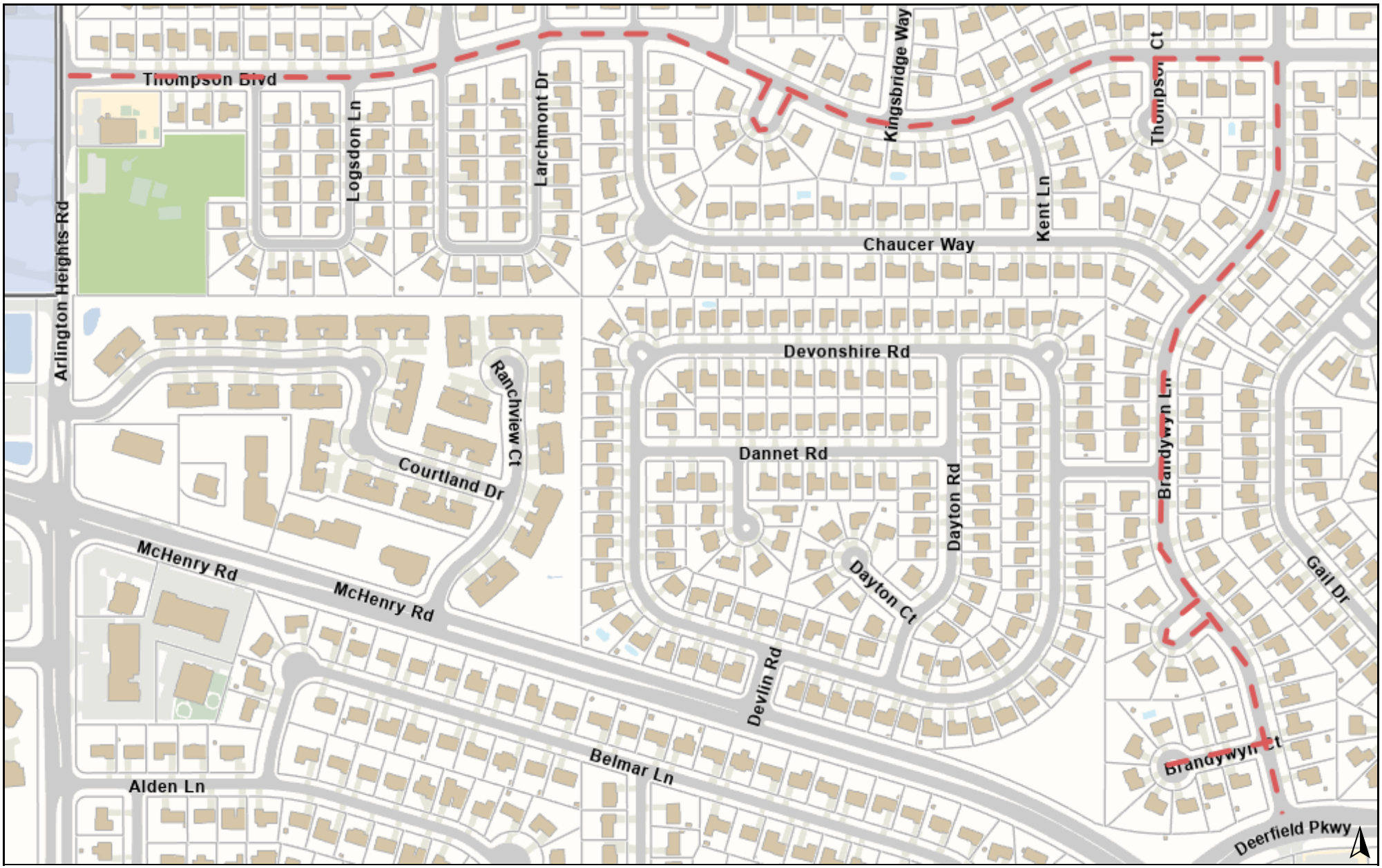

0 500 1000 ft

Print Date: 1/26/2026

Notes

VoBG-2026-03

Disclaimer: The GIS Consortium and MGP Inc. are not liable for any use, misuse, modification or disclosure of any map provided under applicable law. This map is for general information purposes only. Although the information is believed to be generally accurate, errors may exist and the user should independently confirm for accuracy. The map does not constitute a regulatory determination and is not a base for engineering design. A Registered Land Surveyor should be consulted to determine precise location boundaries on the ground.

GISConsortium | 2026 Cracksealing Project - Area 1 - Alternate 1



0 1500 3000 ft

Print Date: 1/26/2026

Notes
VoBG-2026-03

Disclaimer: The GIS Consortium and MGP Inc. are not liable for any use, misuse, modification or disclosure of any map provided under applicable law. This map is for general information purposes only. Although the information is believed to be generally accurate, errors may exist and the user should independently confirm for accuracy. The map does not constitute a regulatory determination and is not a base for engineering design. A Registered Land Surveyor should be consulted to determine precise location boundaries on the ground.

Description of Work
2026 Cracksealing Project
Village of Buffalo Grove

The following is a list of streets including limits, and a brief description of work:

Street	From/To
Base	
Cambridge Drive	Middlesex Court to Anthony Road
University Court	Cambridge Drive to East End
Anthony Road	Anthony Court to East Village Limits
Roberta Court	Navajo Trail to East End
Navajo Trail	St Mary Parkway to Mohawk Trail
Forest Place	Bernard Drive to Navajo Trail
Glendale Road	Raupp Boulevard to Navajo Trail
Frances Court	Glendale Road to West End
Brucewood Drive	Saint Marys Parkway to Forest Place
Thompson Boulevard	Arlington Heights Road to Brandywyn Lane
Thompson Court	Thompson Boulevard to South End
Brandywyn Lane	Thompson Boulevard to Deerfield Parkway
Brandywyn Court	Brandywyn Lane to West End
Bernard Drive	Lincoln Terrace to Buffalo Grove Road
White Pine Road	Bernard Drive to Hapsfield Lane
Red Oak Court	Elmwood Drive to South End
Elmwood Drive	White Pine Road to Bernard Drive
Hawthorne Road	White Pine Road to Thornwood Drive
Poplar Court	White Pine Road to East End
Thornwood Road	Hawthorne Rd to Sycamore Rd
Evergreen Place	White Pine Rd to Thornwood Dr
Sycamore Road	White Pine Rd to Thornwood Dr

The above street segments will include crack routing and filling at Edge of Pavement and cold joints, and other associated improvements as required.

Street	From/To
Alternate 01	
Weiland Road	Lake Cook Road to Aptakisic Road

The above street segments will include crack routing and filling at Edge of Pavement, and other associated improvements as required.

SUMMARY OF QUANTITIES - BASE

SP	ITEM NO	DESCRIPTION	UNIT	QUANTITY	Cambridge Drive	University Court	Anthony Road	Roberta Court
*	-	Crack Routing (Pavement) and Filling	LBS	35,357	915.0	915.0	2,165.0	210.0

* Special Provision Required

SUMMARY OF QUANTITIES - BASE

SP	ITEM NO	DESCRIPTION	UNIT	QUANTITY	Navajo Trail	Forest Place	Glendale Road	Frances Court
*	-	Crack Routing (Pavement) and Filling	LBS	35,357	3350.0	2620.0	3675.0	450.0

* Special Provision Required

SUMMARY OF QUANTITIES - BASE

SP	ITEM NO	DESCRIPTION	UNIT	QUANTITY	Brucewood Drive	Thompson Boulevard	Thompson Court	Brandywyn Lane
*	-	Crack Routing (Pavement) and Filling	LBS	35,357	515.0	5320.0	333.0	3990.0

* Special Provision Required

SUMMARY OF QUANTITIES - BASE

SP	ITEM NO	DESCRIPTION	UNIT	QUANTITY	Brandywyn Court	Bernard Drive	White Pine Road	Red Oak Court
*	-	Crack Routing (Pavement) and Filling	LBS	35,357	416.0	3460.0	2,660.0	261.0

* Special Provision Required

SUMMARY OF QUANTITIES - BASE

SP	ITEM NO	DESCRIPTION	UNIT	QUANTITY	Elmwood Drive	Hawthorne Road	Poplar Court	Thornwood Road
*	-	Crack Routing (Pavement) and Filling	LBS	35,357	870.0	521.0	250.0	1031.0

* Special Provision Required

SUMMARY OF QUANTITIES - BASE

SP	ITEM NO	DESCRIPTION	UNIT	QUANTITY	Evergreen Place	Sycamore Road
*	-	Crack Routing (Pavement) and Filling	LBS	35,357	528.0	902.0

* Special Provision Required

SUMMARY OF QUANTITIES - ALTERNATE 1

SP	ITEM NO	DESCRIPTION	UNIT	QUANTITY	Weiland Road
*	-	Crack Routing (Pavement) and Filling	LBS	14,250	14250.0

* Special Provision Required

Illinois Department of Transportation

Check Sheet for Recurring Special Provisions

VoBG-2026-03

Local Public Agency	County	Section Number
Village of Buffalo Grove	Cook	26-00000-01-GM

☐ **Check this box for lettings prior to 01/01/2026**

The Following Recurring Special Provisions Indicated By An "X" Are Applicable To This Contract And Are Included By Reference:

Recurring Special Provisions

Check Sheet #			Page No.
1	☐	Additional State Requirements for Federal-Aid Construction Contracts	87
2	☐	Subletting of Contracts (Federal-Aid Contracts)	90
3	☐	EEO	91
4	☐	Specific EEO Responsibilities Non Federal-Aid Contracts	101
5	☐	Required Provisions - State Contracts	106
6	☐	Asbestos Bearing Pad Removal	112
7	☐	Asbestos Waterproofing Membrane and Asbestos HMA Surface Removal	113
8	☐	Temporary Stream Crossings and In-Stream Work Pads	114
9	☐	Construction Layout Stakes	115
10	☐	Use of Geotextile Fabric for Railroad Crossing	118
11	☐	Subsealing of Concrete Pavements	120
12	☐	Hot-Mix Asphalt Surface Correction	124
13	☐	Pavement and Shoulder Resurfacing	126
14	☐	Patching with Hot-Mix Asphalt Overlay Removal	127
15	☐	Polymer Concrete	129
16	☐	Reserved	131
17	☐	Bicycle Racks	132
18	☐	Temporary Portable Bridge Traffic Signals	134
19	☐	Nighttime Inspection of Roadway Lighting	136
20	☐	English Substitution of Metric Bolts	137
21	☐	Calcium Chloride Accelerator for Portland Cement Concrete	138
22	☐	Quality Control of Concrete Mixtures at the Plant	139
23	☐	Quality Control/Quality Assurance of Concrete Mixtures	147
24	☐	Reserved	163
25	☐	Reserved	164
26	☐	Temporary Raised Pavement Markers	165
27	☐	Restoring Bridge Approach Pavements Using High-Density Foam	166
28	☐	Portland Cement Concrete Inlay or Overlay	169
29	☐	Portland Cement Concrete Partial Depth Hot-Mix Asphalt Patching	173
30	☐	Longitudinal Joint and Crack Patching	176
31	☐	Concrete Mix Design - Department Provided	178
32	☐	Station Numbers in Pavements or Overlays	179

Local Public Agency	County	Section Number
Village of Buffalo Grove	Cook	26-00000-01-GM

The Following Local Roads And Streets Recurring Special Provisions Indicated By An "X" Are Applicable To This Contract And Are Included By Reference:

Local Roads And Streets Recurring Special Provisions

Check Sheet #			Page No.
LRS 1		**Reserved**	181
LRS 2	☐	Furnished Excavation	182
LRS 3	☒	Work Zone Traffic Control Surveillance	183
LRS 4	☒	Flaggers in Work Zones	184
LRS 5	☒	Contract Claims	185
LRS 6	☒	Bidding Requirements and Conditions for Contract Proposals	186
LRS 7	☐	Bidding Requirements and Conditions for Material Proposals	192
LRS 8		**Reserved**	198
LRS 9	☐	Bituminous Surface Treatments	199
LRS 10		**Reserved**	203
LRS 11	☒	Employment Practices	204
LRS 12	☒	Wages of Employees on Public Works	206
LRS 13	☒	Selection of Labor	208
LRS 14	☐	Paving Brick and Concrete Paver Pavements and Sidewalks	209
LRS 15	☒	Partial Payments	212
LRS 16	☐	Protests on Local Lettings	213
LRS 17	☐	Substance Abuse Prevention Program	214
LRS 18	☐	Multigrade Cold Mix Asphalt	215
LRS 19	☐	Reflective Crack Control Treatment	216

Illinois Department of Transportation

Special Provisions

VoBG-2026-03

Local Public Agency	County	Section Number
Village of Buffalo Grove	Cook	26-00000-01-GM

The following Special Provision supplement the "Standard Specifications for Road and Bridge Construction", adopted January 1, 2022, the latest edition of the "Manual on Uniform Traffic Control Devices for Streets and Highways", and the "Manual of Test Procedures of Materials" in effect on the date of invitation of bids, and the Supplemental Specification and Recurring Special Provisions indicated on the Check Sheet included here in which apply to and govern the construction of the above named section, and in case of conflict with any parts, or parts of said Specifications, the said Special Provisions shall take precedence and shall govern.

2026 Cracksealing Project

TABLE OF CONTENTS
FOR CONTRACT SPECIAL PROVISIONS

1. General Conditions 3
2. Scope of Work 3
3. Definition of Village of Buffalo Grove 3
4. Clean Construction and Demolition Debris (CCDD) Material Disposal 3
5. JULIE Notification 3
6. Notice to Bidders 4
7. Prequalification of Bidders 4
8. Completion Date 4
9. Contract Sequencing 5
10. Construction Work Periods 5
11. Pre-Construction Meeting 5
12. Authority of the Engineer 5
13. Existing Hardscape 6
14. Protection of Mailboxes 6
15. Use of Fire Hydrants 6
16. Dust Control 6
17. Street Sweeping 7
18. Refuse Pick Up Schedule 7
19. Traffic Control Plan 7
20. Maintenance of Roadways 7
21. Use of the Work Site 8
22. Indemnification 8
23. Insurance Requirements 8
24. Accidents 10
25. No Assignment 10
26. Default 10
27. Delays 10
28. Compliance With Laws 10
29. No Waiver of Rights 11
30. Termination of the Contract 11
31. Controlling Law and Venue 11
32. Miscellaneous 11
33. Application For Payment 12
34. Retainage and Waivers 12
35. Certified Payroll Reports 12
36. Monetary Penalties 13
37. Public Notification 14

38. Maintenance Bond 14
Special Provisions 16
1. Crack Routing (Pavement) and Filling 16

General Conditions

1. General Conditions

It is the policy of the Municipality and other governing agencies to set standards for the performance of road and bridge construction. This contract shall expressly adhere to the 'Standard Specifications for Road and Bridge Construction', latest edition, and the 'Standard Specifications for Water and Sewer Main Construction in Illinois', latest edition, unless otherwise specified herein.

2. Scope of Work

The provisions of Article 104.02 of the Standard Specifications are hereby amended as follows: **"The Village of Buffalo Grove (Village) expressly reserves the right to remove from or add to the project any portions thereof included in the 2026 Cracksealing Project. Such additions or reductions, if any, shall be made in writing by the Village prior to execution of the Contract Documents. Any addition or reduction in the scope of work required by the Village prior to the execution of the Contract Documents shall not result in an adjustment to the contract or to the price originally bid."**

3. Definition of Village of Buffalo Grove

All references in the contract relating to the Department, Awarding Authority, Village of Buffalo Grove, Village etc. shall mean the Village of Buffalo Grove.

4. Clean Construction and Demolition Debris (CCDD) Material Disposal

Work under this item shall be performed in compliance with the Illinois Environmental Protection Agency (IEPA) guidelines in effect at the time of construction.

The Contractor will be required to make all arrangements for coordination and submission of the necessary documents with their chosen CCDD or other suitable disposal facility. Written confirmation of preliminary approval must be provided from the disposal facility and confirmed by the Owner as acceptable.

All surplus, clean material generated from the Contractor's activities must be disposed of at an IEPA permitted CCDD or otherwise acceptable facility. The Contractor is responsible for providing documentation to the Owner for each load hauled off-site showing the quantity of material and the location the material was disposed of.

Disposal of clean material not in compliance with these requirements will constitute breach of contract. If the Contractor fails to provide adequate documentation supporting the legal disposal of clean material according to this special provision, the Contractor shall be fined $1,000 per load of material and will assume all liability associated with material disposed of not in compliance with this special provision.

No extra compensation will be allowed to the Contractor for any expenses incurred complying with these requirements including but not limited to: delays, inconvenience, or interruptions in the work resulting from compliance with these requirements. All costs associated with material disposal shall be included into the appropriate unit bid prices for the work.

5. JULIE Notification

The Contractor shall call the Joint Utility Locating Information for Excavators (JULIE) (1-800-892-0123 or 811), a minimum of forty-eight (48) hours in advance of work being done in the area in accordance with Article 107.39 of the Standard Specifications.

For utilities which are not members, excluding homeowners, the Contractor shall contact the owners directly. The Contractor will be required to cooperate with all utility companies and municipal agencies involved in connection with the removal, temporary relocation, reconstruction or abandonment by these agencies of any and all services.

No additional compensation will be allowed the Contractor for any expense incurred by complying with these requirements, or because of delays, inconvenience or interruptions in his work resulting from the failure of the municipal agencies or utility company to remove, relocate, reconstruct or abandon their services.

6. Notice to Bidders

All bid proposals must be submitted electronically through the Village's BidNet online procurement system. **Hard copy bids will not be accepted.** As read results of the bids will be posted to the Village's webpage, www.vbg.org/bids as soon as possible following the bid opening. In order to submit a bid proposal, bidders shall:

a. Go to www.vbg.org/bids or www.bidnetdirect.com//villageofbuffalogrove
b. Click on the tab, Open Solicitations and select the project description, '2026 Cracksealing Project'.
c. Log in to your account and enter your total bid.
d. Include an attachment (up to 200 MB), the following bid documents only:
    i. Local Public Agency Formal Contract Proposal
    ii. Schedule of Prices
    iii. Local Agency Proposal Bid Bond
e. The following documents will be requested by the two (2) as read low bidders immediately following the bid opening:
    i. Apprenticeship or Training Program Certification
    ii. Affidavit of Illinois Business Office
    iii. Affidavit of Availability
    iv. Village of Buffalo Grove Public Contract Statements

All bid questions shall be in writing, and will be accepted up to Friday, February 20 at 9 AM.

All bids will be opened and read publicly via the Microsoft Teams video conferencing platform.
Please join on your computer, mobile app or room device
https://shorturl.at/OiYNb

7. Prequalification of Bidders

Bidders shall be prequalified with the Illinois Department of Transportation in accordance with Article 102.01 of the Standard Specifications and is required by all bidders.

All bidders are required to fully register with the Village of Buffalo Grove, including IRS Form W-9, at:

www.vbg.org/bids

Select the link 'Register Now'

Please contact BidNet Direct's Vendor Support department at 800-835-4603 (Option 2) for assistance in the registration process.

The Village of Buffalo Grove reserves the right to reject any or all proposals if the bidder does not comply with the requirements as stated herein.

8. Completion Date

The Contractor shall commence the work to be performed under this contract, on or near Monday, April 27, 2026. The work shall be prosecuted in such a manner and with such a supply of materials, equipment and labor as considered necessary to ensure its completion according to the time specified in the contract. The Contractor shall have seven (7) working days from the actual date the Contractor begins work to complete this project. An additional three (3) working days will be permitted for each respective Alternate that is awarded, if applicable. All work shall be completed, regardless of the actual start date by **Friday, May 15, 2026**, including punch list items, as defined in Article 108.04 of the Standard Specifications.

In case of failure to complete the work on time, the provisions of Article 108.09 of the Standard Specifications shall apply following the calendar day schedule of deductions.

The estimated Village Board award date for this project is Monday, March 16, 2026.

9. Contract Sequencing

The Contractor shall notify the Engineer at least 72 hours in advance of beginning work and 48 hours prior to construction commencement on each subsequent street. Construction operations shall be conducted in a manner such that streets will remain open to all traffic. At no time shall residents or business owners be kept out of their driveway over a weekend or holiday as defined in article 107.09 of the Standard Specifications.

Work shall be scheduled so that it is continuous on the various roadways. The Contractor and approved Subcontractor(s) shall, at all times, employ and provide sufficient labor, tools, equipment, and other incidental items for prosecuting the work to full completion in the manner and time required by the contract.

10. Construction Work Periods

Construction operations shall be completed in accordance with Article 107.09 of the Standard Specifications. All work shall be confined to the period beginning at 7:00 AM and ending at 6:00 PM on weekdays. No work shall be done on weekends or legal holiday periods as defined in Article 107.09 of the Standard Specifications.

Any work outside the allowed time periods specified including but not limited to, material deliveries, mobilization of equipment, warming up machinery, and mobilization of equipment, a penalty of $1,000 per occurrence may be imposed.

11. Pre-Construction Meeting

Prior to commencing any construction operations, there shall be a pre-construction meeting. The Owner or Engineer will set the time and date of the meeting following Contract award.

The following shall be submitted by the Contractor for review at the pre-construction meeting:

A Progress Schedule in accordance with Article 108.02.

The 24-hour emergency phone number and contact information of the assigned Contractor's superintendent, or otherwise.

The name and 24-hour emergency phone number of the person in the direct employ of the Contractor who is responsible for administrating the Traffic Control and Protection on the Contract

A list of subcontractors with contact information, including but not limited to name, phone number, and email address, and include quantity and type of work to be sublet for each respective subcontractor in accordance with Article 108.01 of the Standard Specifications.

A list of proposed sources of material.

Hot-mix asphalt and concrete mix designs, and respective quality control plans.

Any applicable shop drawing submittals.

12. Authority of the Engineer

Revise Article 105.01 Authority of Engineer to read:

"All work shall be done in accordance with the requirements of the Contract, the Engineer shall have the right, but not the obligation, to observe all work. The Engineer shall decide all questions that arise as to the interpretation of the Plans and Specifications and as to disputes and mutual rights between Contractors under the Specifications. The Engineer shall advise the Village of Buffalo Grove as to the quality and acceptability of materials furnished and work performed, rate of progress of the work, and acceptable fulfillment of the Contract.

The Engineer will determine the amount of materials furnished and work performed. The Engineer's advice and determinations shall be conditions precedent to the right of the Contractor to receive money due the Contractor under the Contract."

"The Engineer will notify the Contractor in writing if the work is to be suspended by the Village of Buffalo Grove wholly or in part due to the failure of the Contractor to carry out provisions of the contract; for failure to carry out orders; for such periods due to unsuitable weather; for conditions considered unsuitable for the prosecution of the work or for any other condition or reason deemed to be in the public interest."

"In case of failure on the part of the Contractor to execute work as directed by the Engineer, the Village of Buffalo Grove may, at the expiration of a period of 48 hours after giving notice in writing to the Contractor, proceed to execute such work as may be deemed necessary, and the cost thereof shall be deducted from compensation due or which may become due to the Contractor under the contract."

The Engineer shall not assume any of the responsibilities of the Contractor's superintendent or of subcontractors; shall not expedite the work for the Contractor; and shall not advise on, or issue directions concerning aspects of construction means, methods, techniques, sequences or procedures, or safety precautions in connection with the work.

13. Existing Hardscape

Any damage to existing hardscape from tracked equipment or due to the Contractor's negligence, workmanship, or neglect shall be replaced at the Contractor's expense. It is recommended rubber tired or rubber-tracked equipment is used. Any unwarranted disturbance to the existing hardscape to remain will warrant repairs made joint to joint and in conformance with the contract documents. The Engineer and Village shall determine the limits of removal and replacement, and all work shall be completed to their satisfaction.

The Contractor shall protect existing facilities by means and methods acceptable to the Engineer. All costs associated to comply with this specification shall be considered as included in the unit prices bid and no additional compensation shall be allowed.

14. Protection of Mailboxes

The Contractor shall take all necessary precautions when working near mailboxes within or adjacent to the project limits. If at the Contractors discretion, a mailbox will interfere with construction operations, a temporary mailbox shall be located per the United States Postal Service requirements and the permanent mailbox reinstalled following said operation. At no time shall a resident be without a mailbox or not receive mail due to a mailbox being removed, replaced or damaged. The Contractor shall replace, at no additional cost to the Owner, any mailbox or post which has been damaged by the Contractor's operations due to neglect, misconduct or poor workmanship. The cost of all materials required and all labor necessary to comply with this specification herein will not be paid for separately, but shall be considered as included in the unit prices bid and no additional compensation shall be allowed.

The Contractor must maintain access for both residents and mail carriers to all mailboxes throughout the duration of the project.

15. Use of Fire Hydrants

The indiscriminate use of fire hydrants is strictly prohibited The Contractor can obtain non-potable water in bulk at no charge at the Buffalo Grove Bulk Water Filling Station at 851 Krause Drive. The Contractor shall provide a water truck or containment and driver to obtain and transport the water. All water obtained from the Village shall be used for this project only. If deemed necessary, the Village reserves the right to restrict or refuse the use of Village water. The Contractor will be responsible for executing the required paperwork and follow all requirements of the Village. If it is determined that the Contractor or its subcontractors operate or use a Village fire hydrant, a monetary penalty of $1,000 per occurrence that will be imposed.

16. Dust Control

The Contractor shall be required to control dust or air-borne dirt resulting from construction operations by utilizing a mechanical street sweeper on all pavement within or adjacent to the project work zone throughout the duration of the project. The resulting debris shall be disposed of off-site in accordance with Article 202.03 of the Standard Specifications. Individual fire hydrant use shall not be permitted to control dust at specific locations. The Contractor shall provide dust control operations daily or as directed by the Engineer.

The cost of this work shall be included in the unit prices bid and no additional compensation shall be allowed to control dust as specified herein.

17. Street Sweeping

The Contractor shall be required to blow all materials as result of routing operations to the curb line of each respective roadway, which includes, blowing all material from driveways, approaches, sidewalks, parkways, and any other area determined by the Village. **The Village of Buffalo Grove will provide street sweeping services following completion of the project.**

The cost of this work will be included in the unit prices bid and no additional compensation shall be allowed to control dust and construction debris as specified herein.

18. Refuse Pick Up Schedule

There will be no placement of bituminous material allowed on scheduled days of refuse pick up. The Contractor shall be responsible for determining the current refuse pickup schedule and incorporating it into their proposed project schedule.

19. Traffic Control Plan

Effective: September 30, 1985
Revised: January 1, 2007

Traffic Control shall be according to the applicable sections of the Standard Specifications, the Supplemental Specifications, the "Illinois Manual on Uniform Traffic Control Devices for Streets and Highways", any special details and Highway Standards contained in the plans, and the Special Provisions contained herein.

Special attention is called to Article 107.09 of the Standard Specifications and the following Highway Standards, Details, Quality Standard for Work Zone Traffic Control Devices, Recurring Special Provisions and Special Provisions contained herein, relating to traffic control.

Delays to the Contractor caused by complying with these requirements will be considered included in the cost of the contract, and no additional compensation will be allowed.

Standards
701301, 701501, 701602, and 701901

Details
701301-04 Lane Closure, 2L, 2W, Short Time Operations
701501-06 Urban Lane Closure 2L, 2W, Undivided
701602-10 Urban Lane Closure Multilane, 2W With Bidirectional Left Turn Lane
701901-08 Traffic Control Devices

Special Provisions
Dist 1 - Maintenance of Roadways
LRS 3 – Work Zone Traffic Control Surveillance
LRS 4 – Flaggers in Work Zones
BDE – Vehicle and Equipment Warning Lights
BDE – Work Zone Traffic Control Devices

20. Maintenance of Roadways

Effective: September 30, 1985
Revised: November 1, 1996

Beginning on the date that the Contractor begins work on this project, he shall assume responsibility for normal maintenance of all existing roadways within the limits of the improvement. This normal maintenance shall include all repair work deemed necessary by the Engineer, but shall not include snow removal operations. Traffic control and protection for maintenance of roadways will be provided by the Contractor as required by the Engineer.

If items of work have not been provided for in the contract, or otherwise specified for payment, such items, including the accompanying traffic control and protection required by the Engineer, will be paid for in accordance with Article 109.04 of the Standard Specifications.

21. Use of the Work Site

Contractor shall use the Work Site solely to complete the Work and such related activities as may be authorized or directed by the Village. Except as provided herein, Contractor shall not (nor shall Contractor cause or permit any employee or person under Contractor's control) to display or broadcast commercial, political, or religious messages or advertisements of any nature at the Work Site or in connection with the Work. The foregoing shall not be construed to prohibit the following at the Work Site or in connection with the Work: (a) the use of equipment, materials, or other items (*e.g.* personnel uniforms and clothing) that identify the Contractor (such as by displaying the Contractor's name, logo, slogan, contact information, or similar messages) or that identify the maker or supplier of such equipment, material, or item; or (b) the use or display of signs, flags, cones, traffic control devices, markers, or other similar devices that reasonably relate to the Work, Work Site safety, public safety, or regulatory compliance; or (c) personal speech, religious practice, or expression by any individual performing Work or at the Work Site; or (d) upon written approval or direction of the Village, the display of information regarding the sponsor of the Work or funding sources for the Work.

In addition, Contractor shall not (nor shall Contractor require or permit its personnel, subcontractors, or subcontractors' personnel to) conduct any prohibited political activity at the Work Site or while performing the Work. Contractor and its personnel or subcontractors (including any subcontractor's personnel) shall not intentionally or knowingly use the Work Site or any other property or resources of the Village in connection with any prohibited political activity. For purposes of this section, the term "prohibited political activity" shall have the meaning set forth in Section 5 of the State Officials and Employees Ethics Act, 5 ILCS 430/1-5.

22. Indemnification

To the fullest extent permitted by law, the Contractor agrees to defend, pay on behalf of, indemnify, and hold harmless the Village, its elected and appointed officials, agents, employees and volunteers and others working on behalf of the Village against any and all claims, demands, suits or loss, including all costs connected therewith, and for any damages which may be asserted, claimed or recovered against or from the Village, its elected and appointed officials, agents, employees and volunteers and others working on behalf of the Village, by reason of personal injury, including bodily injury and death, and/or property damage, whether damage to property of the Village or of a third party, including loss of use thereof, which arises out of or is in any way connected or associated with the Contract and the Work.

23. Insurance Requirements

12.04.080 - Insurance.

A. Required Coverages and Limits. Unless otherwise provided by franchise, license, or similar agreement, each Contractor occupying right-of-way or constructing any facility in the right-of-way shall secure and maintain the following liability insurance policies insuring the Contractor as named insured and naming the Village, and its elected and appointed officers, officials, agents, and employees as additional insureds on the policies listed in subsection (A)(1) and (A)(2) of this section:

1. Commercial general liability insurance, including premises-operations, explosion, collapse, and underground hazard (commonly referred to as "X," "C," and "U" coverages) and products-completed operations coverage with limits not less than:

a. Five million dollars for bodily injury or death to each person,

b. Five million dollars for property damage resulting from any one accident, and

c. Five million dollars for all other types of liability;

2. Automobile liability for owned, non-owned and hired vehicles with a combined single limit of one million dollars for personal injury and property damage for each accident;

3. Worker's compensation with statutory limits; and

4. Employer's liability insurance with limits of not less than one million dollars per employee and per accident.

If the Contractor is not providing such insurance to protect the contractors and subcontractors performing the work, then such contractors and subcontractors shall comply with this section.

B. Excess or Umbrella Policies. The coverages required by this section may be in any combination of primary, excess, and umbrella policies. Any excess or umbrella policy must provide excess coverage over underlying insurance on a following-form basis such that when any loss covered by the primary policy exceeds the limits under the primary policy, the excess or umbrella policy becomes effective to cover such loss.

C. **Copies Required. The Contractor shall provide copies of any of the policies including all endorsements or certificates required by this section to the Village within ten calendar days following receipt of a written request therefor from the Village.**

D. Maintenance and Renewal of Required Coverages. The insurance policies required by this section shall contain the following endorsement:

"It is hereby understood and agreed that this policy may not be canceled nor the intention not to renew be stated until thirty (30) calendar days after receipt by the Village, by registered mail or certified mail, return receipt requested, of a written notice addressed to the Village Manager of such intent to cancel or not to renew."

Within ten (10) calendar days after receipt by the Village of said notice, and in no event later than ten (10) calendar days prior to said cancellation, the Contractor shall obtain and furnish to the Village evidence of replacement insurance policies meeting the requirements of this section.

E. Self-Insurance. A Contractor may self-insure all or a portion of the insurance coverage and limit requirements required by subsection A of this section. A Contractor that self-insures is not required, to the extent of such self-insurance, to comply with the requirement for the naming of additional insureds under subsection A of this section, or the requirements of subsections B through D of this section. A Contractor that elects to self-insure shall provide to the Village evidence sufficient to demonstrate its financial ability to self-insure the insurance coverage and limit requirements required under subsection A of this section, such as evidence that the Contractor is a "private self-insurer" under the Workers Compensation Act.

F. Effect of Insurance and Self-Insurance on Contractor's Liability. The legal liability of the Contractor to the Village and any person for any of the matters that are the subject of the insurance policies or self-insurance required by this section shall not be limited by such insurance policies or self-insurance or by the recovery of any amounts thereunder.

G. Insurance Companies. All insurance provided pursuant to this section shall be effected under valid and enforceable policies, issued by insurers legally able to conduct business with the licensee in the State of Illinois. All insurance carriers and surplus line carriers shall be rated "A-" or better and of a class size "X" or higher by A.M. Best Company.

H. Verification of Coverage. **Contractor shall furnish the Village with certificates of insurance naming the Village, its officials, agents, employees, and volunteers as additional insured's and <u>with original endorsements</u>, affecting coverage required herein.** The certificates and endorsements for each insurance policy are to be signed by a person authorized by that insurer to bind coverage on its behalf. The certificates and endorsements are to be received and approved by the Village before any work commences. The Village reserves the right to request full certified copies of the insurance policies and endorsements.

I. Subcontractors. Contractor shall include all subcontractors as insured's under its policies or shall furnish separate certificates and endorsements for each subcontractor. All coverage's for subcontractors shall be subject to all of the requirements stated herein.

J. Assumption of Liability. The contractor assumes liability for all injury to or death of any person or persons including employees of the contractor, any subcontractor, any supplier or any other person and assumes liability for all damage to property sustained by any person or persons occasioned by or in any way arising out of any work performed pursuant to the Contract.

K. Workers' Compensation and Employers' Liability Coverage. The insurer shall agree to waive all rights of subrogation against the Village of Buffalo Grove, its officials, employees, agents and volunteers for losses arising from work performed by Contractor for the municipality.

L. Failure to Comply. In the event the Contractor fails to obtain or maintain any insurance coverage's required under this contract, The Village may purchase such insurance coverage's and charge the expense thereof to the Contractor.

Nothing contained herein is intended to constitute, nor shall it constitute a waiver of the rights, defenses and/or other immunities provided or available to the Village under law including, but not limited to, the Local Governmental and Governmental Employees Tort Immunity Act.

24. Accidents

In the event of any accident of any kind that involves the general public or property of the Village or a third party, the Contractor shall immediately notify the Village by phone as well as provide Notice of the same. The Notice shall include a full accounting of all details of the accident. The Contractor shall furnish the Village with copies of all reports of such accidents at the same time that the reports are forwarded to any other interested parties.

25. No Assignment

If the Contractor sublets or assigns any part of the Work then the Contractor shall not under any circumstances be relieved of its liabilities hereunder. All transactions of the Village shall be with the Contractor. Subcontractors shall be recognized only in the capacity of employees or workmen and shall be subject to the same requirements as to character and competence. The Contractor shall not assign, transfer, convey, sell or otherwise dispose of the whole or any part of this Contract to any person, firm or corporation without written consent of the Village or authorized representative.

26. Default

The following shall constitute a default an "**Event of Default**" by the Contractor under this Contract:

A. If the Contractor shall fail to strictly observe or perform one or more of the terms, conditions, covenants and agreements of this Contract;

B. If there shall be placed on any property owned by the Village any mechanics', materialmens' or suppliers' lien;

C. If there shall be instituted any proceeding against the Contractor seeking liquidation, dissolution or similar relief and the same shall not be dismissed within forty-five (45) calendar days;

D. If there shall be appointed any trustee, receiver or liquidator of the Contractor and such appointment shall not have been vacated within forty-five (45) calendar days; and

E. If the Contractor fails to maintain or obtain any and all permits, licenses and the like, if any, required by the Village, State or Federal governments for the Work.

Upon any Event of Default the Village shall have the option of (**i**) terminating the Contract; (**ii**) pursuing any remedy available to it at law or in equity; or (**iii**) pursuing both simultaneously. In addition, upon an Event of Default, the Village may withhold payments due to the Contractor until it has hired a replacement of the Contractor and deducted all costs of hiring a replacement.

27. Delays

The Contractor shall not be liable in damages for delays in performance when such delay is the result of fire, flood, strike, acts of God, or by any other circumstances which are beyond the control of the Contractor; provided, however, under such circumstances the Village may, at its option, cancel the Contract.

28. Compliance With Laws

The Contractor shall comply with all applicable laws, regulations and rules promulgated by any federal, state, local, or other governmental authority or regulatory body pertaining to all aspects of the Work, now in effect, or which may become in effect during the performance of the Work. The scope of the laws, regulations, and rules referred to in this paragraph includes, but is in no way limited to, the Illinois Human Rights Act, Illinois Equal Pay Act of 2003, Occupational Safety & Health Act along with the standards and regulations promulgated pursuant thereto (including but not limited to those safety requirements involving work on elevated platforms), all forms of traffic regulations, public utility, Interstate and Intrastate Commerce Commission regulations, Workers' Compensation Laws, Public Construction Bond Act, Public Works Preference Act, Employment of Illinois Workers on Public Works Act, USA Security Act, federal Social Security Act (and any of its titles), and any other law, rule or regulation of the Illinois Department of Labor, Department of Transportation, Illinois Environmental Protection Act, Illinois Department of Natural Resources, Illinois Department of Human Rights, Human Rights Commission, EEOC, and the Village of Buffalo Grove. Notwithstanding the following, the Contractor shall particularly note that:

A. NO DISCRIMINATION – The Contractor shall comply with the provisions of the Illinois Public Works Employment

Discrimination Act and the Illinois Human Rights Act/Equal Opportunity Clause which, pursuant to Illinois law, are deemed to be part of this Contract.

B. FREEDOM OF INFORMATION - The Contractor agrees to furnish all documentation related to the Contract, the Work and any documentation related to the Village required under an Illinois Freedom of Information Act (ILCS 140/1 et. seq.) ("**FOIA**") request within five (5) calendar days after the Village issues Notice of such request to the Contractor. The Contractor agrees to defend, indemnify and hold harmless the Village, and agrees to pay all reasonable costs connected therewith (including, but not limited to attorney's and witness fees, filing fees and any other expenses) for the Village to defend any and all causes, actions, causes of action, disputes, prosecutions, or conflicts arising from Contractor's actual or alleged violation of FOIA or the Contractor's failure to furnish all documentation related to a FOIA request within five (5) calendar days after Notice from the Village for the same. Furthermore, should the Contractor request that the Village utilize a lawful exemption under FOIA in relation to any FOIA request thereby denying that request, Contractor agrees to pay all costs connected therewith (such as attorneys' and witness fees, filing fees and any other expenses) to defend the denial of the request. This defense shall include, but not be limited to, any challenged or appealed denials of FOIA requests to either the Illinois Attorney General or a court of competent jurisdiction.

C. ILLINOIS WORKERS ON PUBLIC WORKS ACT - To the extent applicable, the Contractor shall comply with the Illinois Workers on Public Works Act, 30 ILCS 570/1 et seq., and shall provide to the Village any supporting documentation necessary to show such compliance.

D. NOT A BLOCKED PERSON - The Contractor affirms and covenants that neither the Contractor nor any individual employed by the Contractor for this Work or under this Contract is a person forbidden from doing business with a unit of local government under Executive Order No. 13224 (Sept 23, 2001), 66 Fed.Reg. 49,079 (Sept 23, 2001) or is a person registered on the Specially Designated Nationals and Blocked Persons List. The Contractor shall indemnify the Village from all costs associated with failure to comply with this paragraph.

E. SUBSTANCE ABUSE PREVENTION ON PUBLIC WORKS ACT - The Contractor knows, understands and acknowledges its obligations under the Substance Abuse Prevention on Public Works Act (820 ILCS 265/1 et seq.), and shall comply and require all subcontractors and lower tiered contractors to comply with the requirements and provisions thereof.

29. No Waiver of Rights

A waiver by the Village of any Event of Default or any term of provision of this Contract shall not be a waiver of the same Event of Default, another Event of Default or any other term or provision of this Contract.

30. Termination of the Contract

Voluntary Termination. Notwithstanding any other provision hereof, the Village may terminate this Contract during the Initial Term with or without cause, at any time upon thirty (30) calendar days prior written notice to the Contractor.

Termination for Breach. Either party may terminate this Contract upon written notice to the other party following material breach of a material provision of this Contract by the other party if the breaching party does not cure such breach within fifteen (15) calendar days of receipt of written notice of such breach from the non-breaching party.

31. Controlling Law and Venue

This Contract is entered into in the State of Illinois, for work to be performed in the State of Illinois and shall be governed by and construed in accordance with the laws of the State of Illinois. Any legal matters or dispute shall be resolved in the Circuit Court of Cook County and the Parties hereby submit to the jurisdiction of such Circuit Court. This Contract shall be construed without regard to any presumption or other rule requiring construction against the Party causing the Contract to be drafted.

32. Miscellaneous

A. AMENDMENT – This Contract may be amended only in writing executed by both Parties.

B. NO RECORDING – This Contract, or a memorandum thereof, may not be recorded in any form by either Party. If either Party records this Contract, or a memorandum thereof, they shall immediately file a release of the same.

C. SECTION HEADINGS – The headings in the Contract are intended for convenience only and shall not be taken into consideration in any construction or interpretation of the Contract.

D. NO THIRD PARTY BENEFICIARIES – This Contract does not confer any rights or benefits on any third party.

E. BINDING EFFECT – This Contract shall be binding and inure to the benefit of the Parties hereto, their respective legal representatives, heirs and successors-in-interest.

F. ENTIRE AGREEMENT – This Contract supersedes all prior agreements and understandings and constitutes the entire understanding between the Parties relating to the subject matter hereof.

G. SEVERABILITY - If any term, condition or provision of the Contract is adjudicated invalid or unenforceable, the remainder of the Contract shall not be affected and shall remain in full force and effect, to the fullest extent permitted by law.

H. TORT IMMUNITY DEFENSES - Nothing contained in this Contract is intended to constitute nor shall constitute a waiver of the rights, defenses, and immunities provided or available to the Village under the Local Governmental and Governmental Employees Tort Immunity Act, 745 ILCS 10 *et seq*.

33. Application For Payment

At least once each month, the Engineer will make a written estimate of the quantity of work performed in accordance with the Contract, and the value thereof at the contract unit prices according to Article 109.02 of the Standard Specifications. For each pay period, the quantity cut off will be the first Saturday of each month. During the second week, the Engineer and Contractor will agree to the quantities completed to-date. The Contractor shall submit an agreed upon invoice electronically to the Engineer by the end of the working day of the third Monday of the month. The Village will begin their payment process and will result in the review of the payment at the next regularly scheduled Village Board meeting. Prior to the release of payment, the Contractor shall submit electronically, all certified payroll reports, applicable waivers, and a notarized and signed clarifying statement for Village Attorney review and subsequent approval. Prior to the release of the check, hard-copies of all applicable waivers and the clarifying statement shall be received by the Village.

All payments under this Contract must be approved by the Village Board at a regularly scheduled meeting. The Village reserves the right to request any receipts, invoices, proof of payments as the Village, in its sole discretion, may deem necessary to justify the payment requested prior to paying the requested payment. A Final Lien Waiver from the Contractor, its subcontractors, and all material suppliers shall be furnished with the final application for payment.

The Contractor acknowledges that the Village is a unit of local government and that all payments under the Contract are subject to the Local Government Prompt Payment Act, 50 ILCS 505 et seq. To that extent, the Village shall have forty-five calendar (45) days from receipt of a bill or invoice to pay the same before it is considered late under the Contract. Interest, if any, charged for any late payments will be subject to the interest rate caps specified in the Prompt Payment Act.

34. Retainage and Waivers

The Village of Buffalo Grove has the option to retain from the amount due to the Contractor a maximum of ten percent (10%) from each pay request. The Contractor may request the retainage be reduced and provide reasoning for such reduction in writing to the Village. The Village has the option to accept or deny the request and shall be considered final. The retainage may be held until the Village determines the project to be final and accepted, at which time any warranty or maintenance period shall commence.

The Contractor shall submit, for each pay request submittal, original partial or final waivers from all subcontractors and material suppliers for the work payment is requested from the Village; trailing waivers will not be permitted. The Village will not remit payment to the Contractor until all original hard-copies of waivers for the work the Contractor is requesting payment for are received and reviewed. To help expedite the process, the Village is willing to review draft waivers after the invoice has been submitted for the pay request. When the draft waivers are reviewed and found acceptable, and the check is cut according to the Village's Warrant schedule, then the check and final waivers can be exchanged accordingly.

35. Certified Payroll Reports

Pursuant to PA 100-1177 the Illinois Department of Labor (IDOL) has activated an electronic database (Payroll Portal) capable of accepting and retaining certified payrolls submitted under the State of Illinois Prevailing Wage Act (820 ILCS/130/1). All contractors and

subcontractors completing work for the Village of Buffalo Grove pursuant to the Act must submit all certified payroll through the IDOL Payroll Portal.

The Village is an Illinois unit of local government and the Work hereunder is subject to the Illinois Prevailing Wage Act, 820 ILCS 130/0.01, et seq. Consequently, the Contractor and each subcontractor shall submit with their application for payment(s) the email certification received from their IDOL Payroll Portal submittal with each of their pay requests. Any delay in processing the payments due to a lack of aforementioned email certification shall not be an event of default by the Village and shall not excuse any delay by the Contractor who shall proceed with the Work as if no delay in payment has occurred. The Contractor and Village shall agree to take any further steps not outlined above to ensure compliance with the Prevailing Wage Act. Upon two business days' Notice, the Contractor and each subcontractor shall make available to the Village their records to confirm compliance with the Prevailing Wage Act. Finally, to ensure compliance with Prevailing Wage Act, the Contractor and each subcontractor shall keep for a period of not less than 5 years after the Work has been completed records of all laborers, mechanics, and other workers employed by them for the Work; the records shall include each worker's name, address, telephone number, classification or classifications, the hourly wages paid in each period, the number of hours worked each day, the starting and ending times of work each day and, when available, last four digits of the social security number. The Contractor shall provide a list of every name, address, phone number and email of every sub-contractor for the Work.

If the contractor must submit the payroll to the Village of Buffalo Grove for reasons outside of their control, the Village requests that the Contractor submit all certified payroll reports, including subcontractors, and EEO reporting be sent electronically in separate files for each respective Contractor/subcontractor with the weeks ending date in the file name to amdow@vbg.org (i.e. Contractor Name Week Ending.pdf) as shown in the sample letter in Exhibit D.

The Contractor is responsible for providing all records in accordance with the Illinois Department of Labor's (IDOL) requirements pertaining to the Prevailing Wage Act on the standard IDOL form. Only the last four (4) digits of the employee's social security number will be required; the remaining digits shall be "X" or redacted. To complete the certified payroll request for release of payment, the Contractor must supply a signed and notarized written statement that all necessary documentation has been turned over for the pay period pertaining to that payment requested.

Under P.A. 98-0328, the public body must retain copies of the certified payroll for 5 years rather than 3 years as was the case previously. The Illinois Department of Labor (IDOL) has created model certified payroll forms which can be found at the IDOL website www.illinois.gov/idol. the new form consists of three pages identified as the "certified transcript of payroll affidavit" and "certified transcript of payroll instructions". The new forms on the IDOL website can be filled in online and then printed out. under P.A. 98-0482, contractors and subcontractors will have to provide additional information with respect to working hours, wage rates, overtime rates and fringe benefits. The IDOL's model certified payroll forms are the most current forms for compliance with P.A. 98-0482 and should be used in public works contracts.

36. Monetary Penalties

All work shall be completed in accordance with the Contract Documents in a reasonable and timely manner. For each occurrence that work is not completed in a reasonable and timely manner, a monetary penalty will be deducted from the final pay application. The Contractor shall make themselves and all subcontractors aware of the following deficiency and deductions:

Description	Penalty	Per Occurrence
Failure to Sweep Roadway	$2,000	Calendar Day
Failure to Maintain Trench	$250	Calendar Day
Failure to Adhere to Period of Establishment Requirements	$250	Calendar Day
Distributing Unapproved Resident Notices	$100	Household
Failure to Distribute Notices in a Timely Manner	$100	Household
Failure to Distribute Notice to Resident	$100	Household
Failure to Provide Access in a Timely Manner	$250	Household Per Day
Failure to Provide Weekly Update to Engineer	$1,000	Per Occurrence
Failure to Attend a Scheduled Weekly Meeting	$1,000	Per Occurrence
Failure to Respond in a Timely Manner to a Resident	$250	Calendar Day
Failure to Ramp Roadway or Driveway	$250	Household/Roadway Per Day

Use of Fire Hydrant or Valve	$1,000	Each
Failure to Provide Maintenance of Roadway in a Timely Manner as Determined by the Engineer	$1,000	Calendar Day
Entering Private Property	$500	Per Occurrence
Failure to Provide Portable Facilities	$100	Calendar Day
Illicit Discharge of Silt or Construction Debris	$1,000	Per Occurrence
Failure to Submit Shop Drawings on Time	$500	Per Occurrence
Failure to Maintain Erosion and/or Sediment Control Devices	$1,000	Per Occurrence
Working Outside Allowable Work Hours	$1,000	Per Occurrence

At the discretion of the Engineer and without notice, the Contractor shall have deducted the monetary penalty amount as listed above for each occurrence on the final pay application.

37. Public Notification

The Contractor shall be required to provide and distribute letters to residents or business owners anytime access will be affected to a home or utility service is interrupted. This general condition shall only apply when access will be directly affected for greater than four (4) hours, or as directed by the Engineer. Public notification shall not be required for every residence within the project limits.

Letters shall be typed on standard 8.5" x 11" paper and an envelope may or may not be used. All letters, including those written and distributed by a subcontractor, shall be printed on the General Contractor's letterhead and shall include the name, address, and telephone number of the General Contractor's person in charge.

Letters shall be taped to a non-painted surface using painters tape or approved equal, and will be placed in as many locations as needed to ensure they will be visible to residents. Distributing letters via mailbox is discouraged, however, must be compliant with all United States Postal Service federal regulations. Notification letters shall include but is not limited to the following:

- Exact day and time work is to begin that will affect access (weather permitting).
- How the resident will know they may resume normal access to their property.
- The anticipated length of the closure (no more than one week will be permitted).
- Specific location where parking is permitted, both overnight and during the working day (as signed and normally permitted during daytime).
- The Village of Buffalo Grove Police Department has been notified that overnight parking will be permitted. (It shall be the responsibility of the Contractor to confirm this with the Village.)
- The Contractor will go door-to-door the moment prior to work is to begin to ensure all accommodations are made.
- General Contractor's person in charge name and contact information for additional information or specific requests.
- If applicable, provide Resident flushing procedures (following reconnection of the water service, resident to flush inside of the house via the bath or utility sink for ten minutes prior to consumption).

Notification letters shall be distributed a minimum of 24 hours prior to access being affected or otherwise. If this requirements is not met, work shall not commence**. All letters must be approved by the Village or Engineer prior to and for each individual distribution**. Additional letters may be required when weather or other unforeseen circumstances change the schedule. When requested, the Contractor is required to return or provide correspondence from a resident within 24 hours.

Under special circumstances, the Village, may choose to write a notification letter and the Contractor shall still be responsible for delivering the letter as specified herein. An example of a resident notification letter can be found in Appendix A.

The Contractor must comply with all of the above-mentioned statements otherwise a monetary penalty of $100 per household, per calendar day shall be imposed.

38. Maintenance Bond

The Contractor will be required to post a Maintenance Bond for a period of One Year (1-yr) from date of final acceptance by the Village. Final acceptance will be the date the Final Payment is made to the Contractor. The bond shall be in a form acceptable to the Village in the

amount of 10% (ten percent) of the awarded contract value. Unless under emergency situations, the Village will offer the Contractor the ability to fix or repair any item prior to the bond being called. If the Contractor elects to perform the repairs themselves, all work must be complete within 14 calendar days of notice from the Village or the Village reserves the right to perform the repairs themselves.

The Maintenance Bond shall cover all necessary repairs or replacements as deemed necessary by the Village due to poor workmanship, failed materials, settlement of trenches, excessively spalled, chert popped or cracked concrete, storm and water main failures, restoration establishment, and other items as completed by the Contractor.

All required pavement repairs shall be from curb line to the nearest cold joint. Pavement repairs shall have all joints routed and filled with crack seal material including along the edge of pavement 1 month after installation.

If the Contractor elects to not perform the repairs or does not perform them in the time allotted the Village will perform the work and collect from the bond any damages incurred by the Village to perform the repairs.

Special Provisions

1. Crack Routing (Pavement) and Filling

This work shall include all labor, material, and equipment necessary to complete the routing, cleaning, and sealing of transverse and longitudinal reflected cracks in existing hot-mix asphalt pavement at various locations throughout the project area in accordance with Section 451 of the Standard Specifications and as specified herein.

As described in the Description of Work, the Village's intent is to route and seal along the edge of pavement, and centerline of recently paved asphalt roadways, around the perimeter of new pavement patches, and other various cracks on street segments listed herein.

Routing shall follow the edge of pavement, centerline, or patch perimeter as nearly as possible to width and depth as specified below and blown free of debris with high compressed air capable of producing 90 psi of compressed air to free all moisture, dust, and debris prior to filling in compliance with applicable IDOT specifications. If compressed air is used, then a discharge filter shall be used to ensure oil and water stays out of the lines.

Location	Routing Width (Inches)	Routing Depth (Inches)
Centerline	¾	¾
Edge of Pavement	¾	1 ¼
Pavement Patches	¾	¾
Other Various Cracks	¾	¾

The hot-poured joint sealer shall be installed within four (4) hours of routing in a clean, dry crack and applied using the methods and equipment recommended by the manufacturer, except it shall only be placed when the air temperature in the shade is 40°F or greater.

Fill ALL cracks with hot rubberized joint filler which shall meet or exceed federal specification ASTM D3405. Filled cracks will be relieved of excess sealant by striking off top of material to form a band of crack sealant which extends approximately one inch on each side of the filled crack. It is assumed that one (1) pound of joint filler will fill approximately three (3) linear feet of routed cracks.

Apply coating of Black Beauty Slag or equivalent to crack filler as necessary in traffic areas.

The Contractor shall save the boxes of joint filler, and quantify the total pounds used in the presence of the Engineer at the end of each working day.

This work will be measured in place and paid for at the contract unit price per pound for CRACK ROUTING (PAVEMENT) AND FILLING, which shall include all labor, material, and equipment required to complete the work as specified herein.

BDE SPECIAL PROVISIONS
For the January 16 and February 27, 2026 Lettings

The following special provisions indicated by a “check mark” are applicable to this contract and will be included by the Project Coordination and Implementation Section of the Bureau of Design & Environment (BDE).

	File Name	#		Special Provision Title	Effective	Revised
	80099	1	☐	Accessible Pedestrian Signals (APS)	April 1, 2003	Jan. 1, 2022
	80274	2	☐	Aggregate Subgrade Improvement	April 1, 2012	April 1, 2022
	80192	3	☐	Automated Flagger Assistance Devices	Jan. 1, 2008	April 1, 2023
	80173	4	☐	Bituminous Materials Cost Adjustments	Nov. 2, 2006	Aug. 1, 2017
	80426	5	☐	Bituminous Surface Treatment with Fog Seal	Jan. 1, 2020	Jan. 1, 2022
	80475	6	☐	Bridge Deck Concrete Overlays	Jan. 1, 2026	
*	80241	7	☐	Bridge Demolition Debris	July 1, 2009	
*	5053I	8	☐	Building Removal	Sept. 1, 1990	Aug. 1, 2022
*	5026I	9	☐	Building Removal with Asbestos Abatement	Sept. 1, 1990	Aug. 1, 2022
	80460	10	☐	Cement, Finely Divided Minerals, Admixtures, Concrete, and Mortar	Jan. 1, 2025	Jan. 1, 2026
	80384	11	☑	Compensable Delay Costs	June 2, 2017	April 1, 2019
*	80198	12	☐	Completion Date (via calendar days)	April 1, 2008	
*	80199	13	☐	Completion Date (via calendar days) Plus Working Days	April 1, 2008	
	80461	14	☐	Concrete Barrier	Jan. 1, 2025	
	80453	15	☐	Concrete Sealer	Nov. 1, 2023	
	80261	16	☑	Construction Air Quality – Diesel Retrofit	June 1, 2010	Jan. 1, 2025
	80476	17	☐	Deck Slab Repair	Jan. 1, 2026	
*	80029	18	☐	Disadvantaged Business Enterprise Participation	Sept. 1, 2000	Jan. 2, 2025
	80467	19	☐	Erosion Control Blanket	Aug. 1, 2025	
	80229	20	☐	Fuel Cost Adjustment	April 1, 2009	Aug. 1, 2017
	80452	21	☐	Full Lane Sealant Waterproofing System	Nov. 1, 2023	
	80433	22	☐	Green Preformed Thermoplastic Pavement Markings	Jan. 1, 2021	Jan. 1, 2022
	80471	23	☐	Guardrail	Nov. 1, 2025	
	80472	24	☐	High Friction Surface Treatment	Nov. 1, 2025	
	80456	25	☐	Hot-Mix Asphalt	Jan. 1, 2024	Jan. 1, 2026
	80446	26	☐	Hot-Mix Asphalt - Longitudinal Joint Sealant	Nov. 1, 2022	Aug. 1, 2023
	80438	27	☐	Illinois Works Apprenticeship Initiative – State Funded Contracts	June 2, 2021	April 2, 2024
	80477	28	☐	Longitudinal Tining	Jan. 1, 2026	
	80450	29	☐	Mechanically Stabilized Earth Retaining Walls	Aug. 1, 2023	Aug. 1, 2025
	80478	30	☐	Modified Longitudinal Construction Joint	Jan. 1, 2026	
	80464	31	☐	Pavement Marking	April. 1, 2025	Nov. 1, 2025
	80468	32	☐	Pavement Patching	Aug. 1, 2025	
	80441	33	☐	Performance Graded Asphalt Binder	Jan. 1, 2023	
	80459	34	☐	Preformed Plastic Pavement Marking	June 2, 2024	
*	3426I	35	☐	Railroad Protective Liability Insurance	Dec. 1, 1986	Jan. 1, 2022
	80473	36	☐	Raised Reflective Pavement Markers	Nov. 1, 2025	
	80455	37	☐	Removal and Disposal of Regulated Substances	Jan. 1, 2024	April 1, 2024
	80474	38	☐	Residential Driveway Temporary Signal	Nov. 1, 2025	
	80445	39	☐	Seeding	Nov. 1, 2022	
	80457	40	☐	Short Term and Temporary Pavement Markings	April 1, 2024	April 2, 2024
	80462	41	☐	Sign Panels and Appurtenances	Jan. 1, 2025	Jan. 1, 2026
	80479	42	☐	Sinusoidal Rumble Strips	Jan. 1, 2026	
	80469	43	☐	Slope Wall	Aug. 1, 2025	
	80448	44	☐	Source of Supply and Quality Requirements	Jan. 2, 2023	Jan. 1, 2026
	80340	45	☐	Speed Display Trailer	April 2, 2014	Jan. 1, 2022
	80127	46	☐	Steel Cost Adjustment	April 2, 2004	Nov. 1, 2025
	80480	47	☐	Structural Repair of Concrete	Jan. 1, 2026	
	80397	48	☐	Subcontractor and DBE Payment Reporting	April 2, 2018	
	80391	49	☑	Subcontractor Mobilization Payments	Nov. 2, 2017	April 1, 2019
	80463	50	☐	Submission of Bidders List Information	Jan. 2, 2025	Mar. 2, 2025
	80437	51	☐	Submission of Payroll Records	April 1, 2021	Nov. 2, 2023

	80435	52	☐	Surface Testing of Pavements – IRI	Jan. 1, 2021	Jan. 1, 2023
	80465	53	☐	Surveying Services	April 1, 2025	
	80481	54	☐	Temporary Concrete Barrier	Jan. 1, 2026	
	80466	55	☐	Temporary Rumble Strips	April 1, 2025	
	80470	56	☐	Traffic Signal Backplate	Aug. 1, 2025	
*	20338	57	☐	Training Special Provisions	Oct. 15, 1975	Sept. 2, 2021
	80429	58	☐	Ultra-Thin Bonded Wearing Course	April 1, 2020	Jan. 1, 2022
	80439	59	☑	Vehicle and Equipment Warning Lights	Nov. 1, 2021	Nov. 1, 2022
	80458	60	☐	Waterproofing Membrane System	Aug. 1, 2024	
	80302	61	☐	Weekly DBE Trucking Reports	June 2, 2012	Jan. 2, 2025
	80454	62	☐	Wood Sign Support	Nov. 1, 2023	
	80427	63	☑	Work Zone Traffic Control Devices	Mar. 2, 2020	Jan. 1, 2026
*	80071	64	☐	Working Days	Jan. 1, 2002	

Highlighted items indicate a new or revised special provision for the letting.

An * indicates the special provision requires additional information from the designer, which needs to be submitted separately. The Project Coordination and Implementation Section will then include the information in the applicable special provision.

The following special provisions are in the 2026 Supplemental Specifications and Recurring Special Provisions.

File Name	Special Provision Title	New Location(s)	Effective	Revised
80447	Grading and Shaping Ditches	Articles 214.03 & 214.04	Jan. 1, 2023	

COMPENSABLE DELAY COSTS (BDE)

Effective: June 2, 2017
Revised: April 1, 2019

Revise Article 107.40(b) of the Standard Specifications to read:

"(b) Compensation. Compensation will not be allowed for delays, inconveniences, or damages sustained by the Contractor from conflicts with facilities not meeting the above definition; or if a conflict with a utility in an unanticipated location does not cause a shutdown of the work or a documentable reduction in the rate of progress exceeding the limits set herein. The provisions of Article 104.03 notwithstanding, compensation for delays caused by a utility in an unanticipated location will be paid according to the provisions of this Article governing minor and major delays or reduced rate of production which are defined as follows.

(1) Minor Delay. A minor delay occurs when the work in conflict with the utility in an unanticipated location is completely stopped for more than two hours, but not to exceed two weeks.

(2) Major Delay. A major delay occurs when the work in conflict with the utility in an unanticipated location is completely stopped for more than two weeks.

(3) Reduced Rate of Production Delay. A reduced rate of production delay occurs when the rate of production on the work in conflict with the utility in an unanticipated location decreases by more than 25 percent and lasts longer than seven calendar days."

Revise Article 107.40(c) of the Standard Specifications to read:

"(c) Payment. Payment for Minor, Major, and Reduced Rate of Production Delays will be made as follows.

(1) Minor Delay. Labor idled which cannot be used on other work will be paid for according to Article 109.04(b)(1) and (2) for the time between start of the delay and the minimum remaining hours in the work shift required by the prevailing practice in the area.

Equipment idled which cannot be used on other work, and which is authorized to standby on the project site by the Engineer, will be paid for according to Article 109.04(b)(4).

(2) Major Delay. Labor will be the same as for a minor delay.

Equipment will be the same as for a minor delay, except Contractor-owned equipment will be limited to two weeks plus the cost of move-out to either the

Contractor's yard or another job and the cost to re-mobilize, whichever is less. Rental equipment may be paid for longer than two weeks provided the Contractor presents adequate support to the Department (including lease agreement) to show retaining equipment on the job is the most economical course to follow and in the public interest.

(3) Reduced Rate of Production Delay. The Contractor will be compensated for the reduced productivity for labor and equipment time in excess of the 25 percent threshold for that portion of the delay in excess of seven calendar days. Determination of compensation will be in accordance with Article 104.02, except labor and material additives will not be permitted.

Payment for escalated material costs, escalated labor costs, extended project overhead, and extended traffic control will be determined according to Article 109.13."

Revise Article 108.04(b) of the Standard Specifications to read:

"(b) No working day will be charged under the following conditions.

(1) When adverse weather prevents work on the controlling item.

(2) When job conditions due to recent weather prevent work on the controlling item.

(3) When conduct or lack of conduct by the Department or its consultants, representatives, officers, agents, or employees; delay by the Department in making the site available; or delay in furnishing any items required to be furnished to the Contractor by the Department prevents work on the controlling item.

(4) When delays caused by utility or railroad adjustments prevent work on the controlling item.

(5) When strikes, lock-outs, extraordinary delays in transportation, or inability to procure critical materials prevent work on the controlling item, as long as these delays are not due to any fault of the Contractor.

(6) When any condition over which the Contractor has no control prevents work on the controlling item."

Revise Article 109.09(f) of the Standard Specifications to read:

"(f) Basis of Payment. After resolution of a claim in favor of the Contractor, any adjustment in time required for the work will be made according to Section 108. Any adjustment in the costs to be paid will be made for direct labor, direct materials, direct equipment, direct jobsite overhead, direct offsite overhead, and other direct costs allowed by the resolution. Adjustments in costs will not be made for interest charges, loss of anticipated profit, undocumented loss of efficiency, home office overhead and unabsorbed overhead

other than as allowed by Article 109.13, lost opportunity, preparation of claim expenses and other consequential indirect costs regardless of method of calculation.

The above Basis of Payment is an essential element of the contract and the claim cost recovery of the Contractor shall be so limited."

Add the following to Section 109 of the Standard Specifications.

"**109.13 Payment for Contract Delay.** Compensation for escalated material costs, escalated labor costs, extended project overhead, and extended traffic control will be allowed when such costs result from a delay meeting the criteria in the following table.

Contract Type	Cause of Delay	Length of Delay
Working Days	Article 108.04(b)(3) or Article 108.04(b)(4)	No working days have been charged for two consecutive weeks.
Completion Date	Article 108.08(b)(1) or Article 108.08(b)(7)	The Contractor has been granted a minimum two week extension of contract time, according to Article 108.08.

Payment for each of the various costs will be according to the following.

(a) Escalated Material and/or Labor Costs. When the delay causes work, which would have otherwise been completed, to be done after material and/or labor costs have increased, such increases will be paid. Payment for escalated material costs will be limited to the increased costs substantiated by documentation furnished by the Contractor. Payment for escalated labor costs will be limited to those items in Article 109.04(b)(1) and (2), except the 35 percent and 10 percent additives will not be permitted.

(b) Extended Project Overhead. For the duration of the delay, payment for extended project overhead will be paid as follows.

(1) Direct Jobsite and Offsite Overhead. Payment for documented direct jobsite overhead and documented direct offsite overhead, including onsite supervisory and administrative personnel, will be allowed according to the following table.

Original Contract Amount	Supervisory and Administrative Personnel
Up to $5,000,000	One Project Superintendent
Over $ 5,000,000 - up to $25,000,000	One Project Manager, One Project Superintendent or Engineer, and One Clerk
Over $25,000,000 - up to $50,000,000	One Project Manager, One Project Superintendent, One Engineer, and

	One Clerk
Over $50,000,000	One Project Manager, Two Project Superintendents, One Engineer, and One Clerk

(2) Home Office and Unabsorbed Overhead. Payment for home office and unabsorbed overhead will be calculated as 8 percent of the total delay cost.

(c) Extended Traffic Control. Traffic control required for an extended period of time due to the delay will be paid for according to Article 109.04.

When an extended traffic control adjustment is paid under this provision, an adjusted unit price as provided for in Article 701.20(a) for increase or decrease in the value of work by more than ten percent will not be paid.

Upon payment for a contract delay under this provision, the Contractor shall assign subrogation rights to the Department for the Department's efforts of recovery from any other party for monies paid by the Department as a result of any claim under this provision. The Contractor shall fully cooperate with the Department in its efforts to recover from another party any money paid to the Contractor for delay damages under this provision."

80384

CONSTRUCTION AIR QUALITY – DIESEL RETROFIT (BDE)

Effective: June 1, 2010
Revised: January 1, 2025

The reduction of emissions of particulate matter (PM) for off-road equipment shall be accomplished by installing retrofit emission control devices. The term "equipment" refers to diesel fuel powered devices rated at 50 hp and above, to be used on the jobsite in excess of seven calendar days over the course of the construction period on the jobsite (including rental equipment).

Contractor and subcontractor diesel powered off-road equipment assigned to the contract shall be retrofitted according to the table below.

Horsepower Range	Model Year and Older
50-99	2003
100-299	2002
300-599	2000
600-749	2001
750 and up	2005

The retrofit emission control devices shall achieve a minimum PM emission reduction of 50 percent and shall be:

a) Included on the U.S. Environmental Protection Agency (USEPA) *Verified Retrofit Technology List* (https://www.epa.gov/verified-diesel-tech/verified-technologies-list-clean-diesel), or verified by the California Air Resources Board (CARB) (http://www.arb.ca.gov/diesel/verdev/vt/cvt.htm); or

b) Retrofitted with a non-verified diesel retrofit emission control device if verified retrofit emission control devices are not available for equipment proposed to be used on the project, and if the Contractor has obtained a performance certification from the retrofit device manufacturer that the emission control device provides a minimum PM emission reduction of 50 percent.

Note: Large cranes (Crawler mounted cranes) which are responsible for critical lift operations are exempt from installing retrofit emission control devices if such devices adversely affect equipment operation.

Diesel powered off-road equipment with engine ratings of 50 hp and above, which are unable to be retrofitted with verified emission control devices or if performance certifications are not available which will achieve a minimum 50 percent PM reduction, may be granted a waiver by the Department if documentation is provided showing good faith efforts were made by the Contractor to retrofit the equipment.

Construction shall not proceed until the Contractor submits a certified list of the diesel powered off-road equipment that will be used, and as necessary, retrofitted with emission control devices. The list(s) shall include (1) the equipment number, type, make, Contractor/rental company name; and (2) the emission control devices make, model, USEPA or CARB verification number, or performance certification from the retrofit device manufacturer. Equipment reported as fitted with emissions control devices shall be made available to the Engineer for visual inspection of the device installation, prior to being used on the jobsite.

The Contractor shall submit an updated list of retrofitted off-road construction equipment as retrofitted equipment changes or comes on to the jobsite. The addition or deletion of any diesel powered equipment shall be included on the updated list.

If any diesel powered off-road equipment is found to be in non-compliance with any portion of this special provision, the Engineer will issue the Contractor a diesel retrofit deficiency deduction.

Any costs associated with retrofitting any diesel powered off-road equipment with emission control devices shall be considered as included in the contract unit prices bid for the various items of work involved and no additional compensation will be allowed. The Contractor's compliance with this notice and any associated regulations shall not be grounds for a claim.

Diesel Retrofit Deficiency Deduction

When the Engineer determines that a diesel retrofit deficiency exists, a daily monetary deduction will be imposed for each calendar day or fraction thereof the deficiency continues to exist. The calendar day(s) will begin when the time period for correction is exceeded and end with the Engineer's written acceptance of the correction. The daily monetary deduction will be $1,000.00 for each deficiency identified.

The deficiency will be based on lack of diesel retrofit emissions control.

If a Contractor accumulates three diesel retrofit deficiency deductions for the same piece of equipment in a contract period, the Contractor will be shutdown until the deficiency is corrected. Such a shutdown will not be grounds for any extension of the contract time, waiver of penalties, or be grounds for any claim.

80261

SUBCONTRACTOR MOBILIZATION PAYMENTS (BDE)

Effective: November 2, 2017
Revised: April 1, 2019

Replace the second paragraph of Article 109.12 of the Standard Specifications with the following:

"This mobilization payment shall be made at least seven days prior to the subcontractor starting work. The amount paid shall be at the following percentage of the amount of the subcontract reported on form BC 260A submitted for the approval of the subcontractor's work.

Value of Subcontract Reported on Form BC 260A	Mobilization Percentage
Less than $10,000	25%
$10,000 to less than $20,000	20%
$20,000 to less than $40,000	18%
$40,000 to less than $60,000	16%
$60,000 to less than $80,000	14%
$80,000 to less than $100,000	12%
$100,000 to less than $250,000	10%
$250,000 to less than $500,000	9%
$500,000 to $750,000	8%
Over $750,000	7%"

80391

VEHICLE AND EQUIPMENT WARNING LIGHTS (BDE)

Effective: November 1, 2021
Revised: November 1, 2022

Add the following paragraph after the first paragraph of Article 701.08 of the Standard Specifications:

"The Contractor shall equip all vehicles and equipment with high-intensity oscillating, rotating, or flashing, amber or amber-and-white, warning lights which are visible from all directions. In accordance with 625 ILCS 5/12-215, the lights may only be in operation while the vehicle or equipment is engaged in construction operations."

80439

WORK ZONE TRAFFIC CONTROL DEVICES (BDE)

Effective: March 2, 2020
Revised: January 1, 2026

Add the following to Article 701.03 of the Standard Specifications:

"(q) Temporary Sign Supports ..... 1106.02"

Revise Article 701.03(p) of the Standard Specifications to read:

"(p) Detectable Pedestrian Channelizing Barricades ..... 1106.02(m)"

Revise the third paragraph of Article 701.14 of the Standard Specifications to read:

"For temporary sign supports, the Contractor shall provide a FHWA eligibility letter for each device used on the contract. The letter shall provide information for the set-up and use of the device as well as a detailed drawing of the device. The signs shall be supported within 20 degrees of vertical. Weights used to stabilize signs shall be attached to the sign support per the manufacturer's specifications."

Revise the first paragraph of Article 701.15 of the Standard Specifications to read:

"**701.15 Traffic Control Devices.** For devices that must meet crashworthiness standards, the Contractor shall provide a manufacturer's self-certification or a FHWA eligibility letter for each Category 1 device and a FHWA eligibility letter for each Category 2 and Category 3 device used on the contract. The self-certification or letter shall provide information for the set-up and use of the device as well as a detailed drawing of the device."

Revise the first six paragraphs of Article 1106.02 of the Standard Specifications to read:

"**1106.02 Devices.** Work zone traffic control devices and combinations of devices shall meet crashworthiness standards for their respective categories. The categories are as follows.

Category 1 includes small, lightweight, channelizing and delineating devices that have been in common use for many years and are known to be crashworthy by crash testing of similar devices or years of demonstrable safe performance. These include cones, tubular markers, plastic drums, and delineators, with no attachments (e.g. lights). Category 1 devices shall be MASH compliant.

Category 2 includes devices that are not expected to produce significant vehicular velocity change but may otherwise be hazardous. These include vertical panels with lights, barricades, temporary sign supports, and Category 1 devices with attachments (e.g. drums with lights). Category 2 devices shall be MASH compliant.

Category 3 includes devices that are expected to cause significant velocity changes or other potentially harmful reactions to impacting vehicles. These include crash cushions (impact attenuators), truck mounted attenuators, and other devices not meeting the definitions of Category 1 or 2. Category 3 devices manufactured after December 31, 2019 shall be MASH compliant. Category 3 devices manufactured on or before December 31, 2019, and compliant with NCHRP 350, may be used on contracts let before December 31, 2029. Category 3 devices shall be crash tested for Test Level 3 or the test level specified.

Category 4 includes portable or trailer-mounted devices such as sign supports, speed feedback displays, arrow boards, changeable message signs, temporary traffic signals, and area lighting supports. It is preferable for Category 4 devices manufactured after December 31, 2019 to be MASH-16 compliant; however, there are currently no crash tested devices in this category, so it remains exempt from the NCHRP 350 or MASH compliance requirement.

For each type of device, when no more than one MASH compliant is available, an NCHRP 350 compliant device may be used, even if manufactured after December 31, 2019."

Revise the first paragraph of Section 1106.02(a) of the Standard Specifications to read:

"(a) Lights. Lights shall meet the requirements of Chapter 13 of the "Equipment and Materials Standards of the Institute of Transportation Engineers," 1998, Institute of Transportation Engineers, and shall be visible on a clear night from a distance of 3000 ft (900 m). Lights are classified as follows."

Revise Articles 1106.02(g), 1106.02(k), 1106.02(l), and 1106.02(m) of the Standard Specifications to read:

"(g) Truck Mounted/Trailer Mounted Attenuators. The attenuator shall be approved for use at Test Level 3. Test Level 2 may be used for normal posted speeds less than or equal to 45 mph.

(k) Temporary Water Filled Barrier. The water filled barrier shall be a lightweight plastic shell designed to accept water ballast and be on the Department's qualified product list.

Shop drawings shall be furnished by the manufacturer and shall indicate the deflection of the barrier as determined by acceptance testing; the configuration of the barrier in that test; and the vehicle weight, velocity, and angle of impact of the deflection test. The Engineer shall be provided one copy of the shop drawings.

(l) Movable Traffic Barrier. The movable traffic barrier shall be on the Department's qualified product list.

Shop drawings shall be furnished by the manufacturer and shall indicate the deflection of the barrier as determined by acceptance testing; the configuration of the barrier in that test; and the vehicle weight, velocity, and angle of impact of the deflection test. The

Engineer shall be provided one copy of the shop drawings. The barrier shall be capable of being moved on and off the roadway on a daily basis.

(m) Detectable Pedestrian Channelizing Barricades. The top panel or handrail shall be continuous and there should be at least a 2 in. (50 mm) gap between the hand trailing edge and its support. When visible to vehicular traffic, the top rail shall have alternating white and orange retroreflective stripes sloping at 45 degrees. The bottom panel shall be continuous and have alternating white and orange retroreflective stripes sloping at 45 degrees. Barricade stripes shall be 6 in. (150 mm) in width. The predominant color for other barricade components shall be white, orange, or silver."

80427

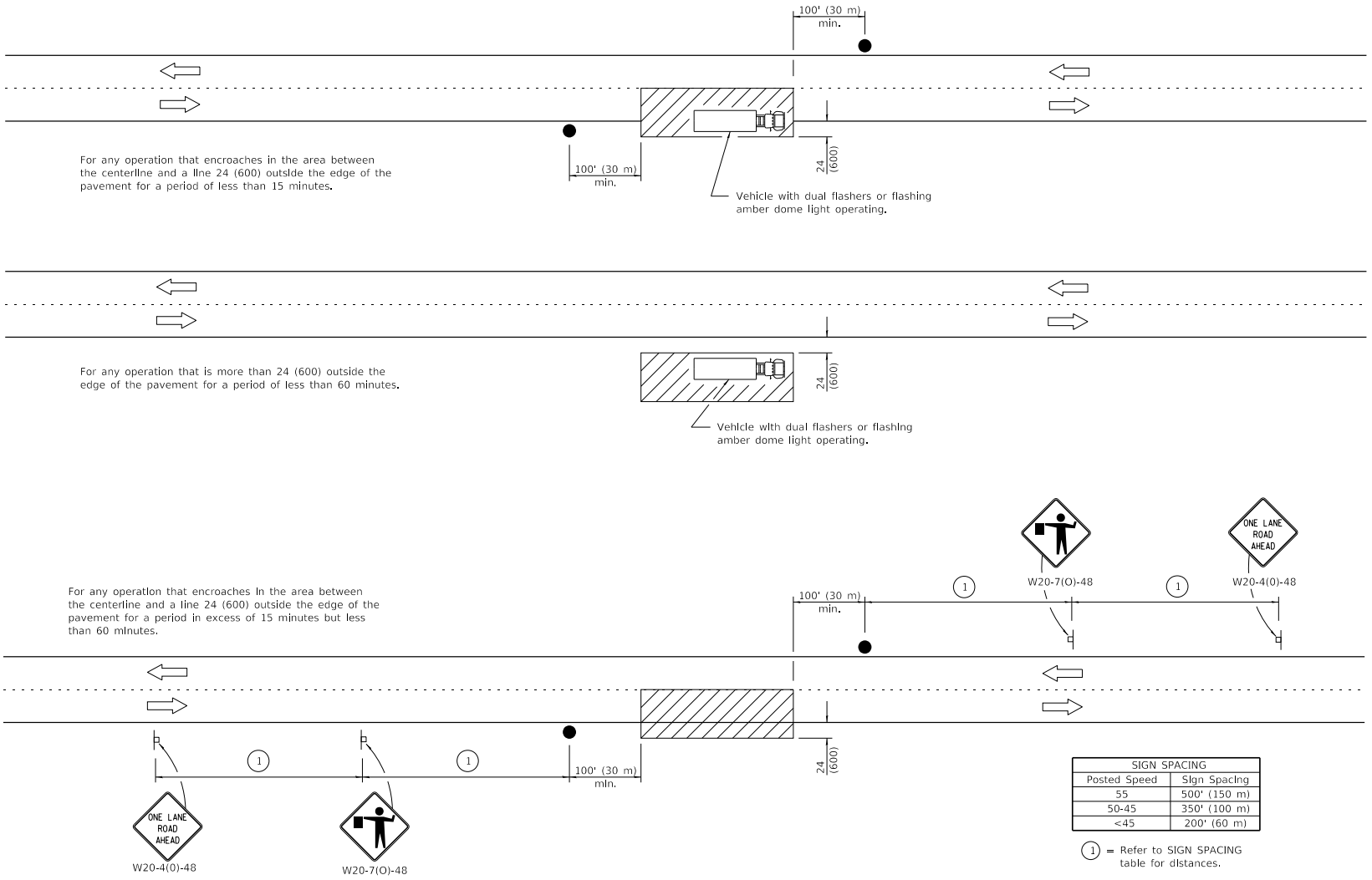

SIGN SPACING	
Posted Speed	Sign Spacing
55	500' (150 m)
50-45	350' (100 m)
<45	200' (60 m)

(1) = Refer to SIGN SPACING table for distances.

All dimensions are in inches (millimeters) unless otherwise shown.

TYPICAL APPLICATIONS

Marking patches
Field survey
String line
Utility operations
Cleaning up debris on pavement

SYMBOLS

Work area
Sign on portable or permanent support
Flagger with traffic control sign

Illinois Department of Transportation

PASSED January 1, 2011
ENGINEER OF SAFETY ENGINEERING

APPROVED January 1, 2011
ENGINEER OF DESIGN AND ENVIRONMENT

ISSUED 1-1-07

DATE	REVISIONS
1-1-11	Revised flagger sign.
1-1-09	Switched units to
	English (metric).

LANE CLOSURE, 2L, 2W, SHORT TIME OPERATIONS

STANDARD 701301-04

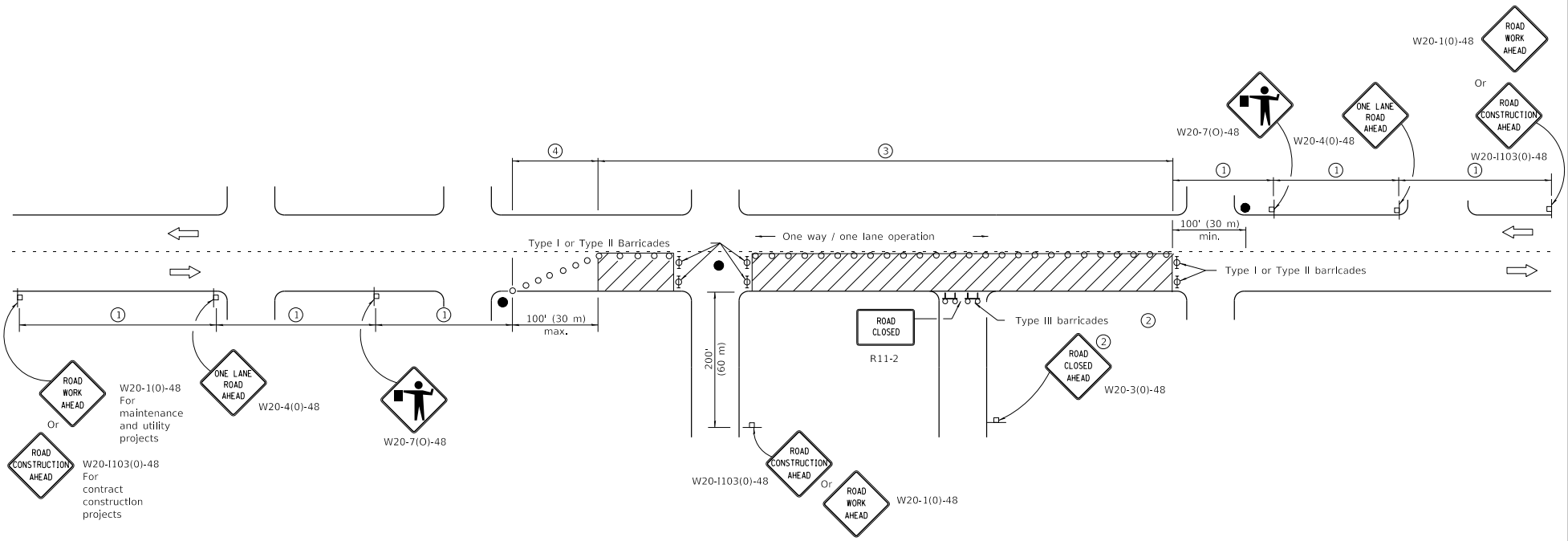

SIGN SPACING	
Posted Speed	Sign Spacing
55	500' (150 m)
50-45	350' (100 m)
<45	200' (60 m)

SYMBOLS

- Work area
- Cone, drum or barricade (not required for moving operations)
- Sign on portable or permanent support
- Flagger with traffic control sign
- Barricade or drum with flashing light
- Type III barricade with flashing lights

(1) Refer to SIGN SPACING TABLE for distances.

(2) For approved sideroad closures.

(3) Cones at 25' (8 m) centers for 250' (75 m). Additional cones may be placed at 50' (15 m) centers. When drums or Type I or Type II barricades are used, the interval between devices may be doubled.

(4) Cones, drums or barricades at 20' (6 m) centers.

GENERAL NOTES

This Standard is used where at any time, day or night, any vehicle, equipment, workers or their activities encroach on the pavement requiring the closure of one traffic lane in an urban area.

All dimensions are in inches (millimeters) unless otherwise shown.

Illinois Department of Transportation

PASSED January 1, 2011
ENGINEER OF SAFETY ENGINEERING

APPROVED January 1, 2011
ENGINEER OF DESIGN AND ENVIRONMENT

ISSUED 1-1-07

DATE	REVISIONS
1-1-11	Revised flagger sign.
1-1-09	Switched units to
	English (metric).
	Corrected sign No.'s.

URBAN LANE CLOSURE, 2L, 2W, UNDIVIDED

STANDARD 701501-06

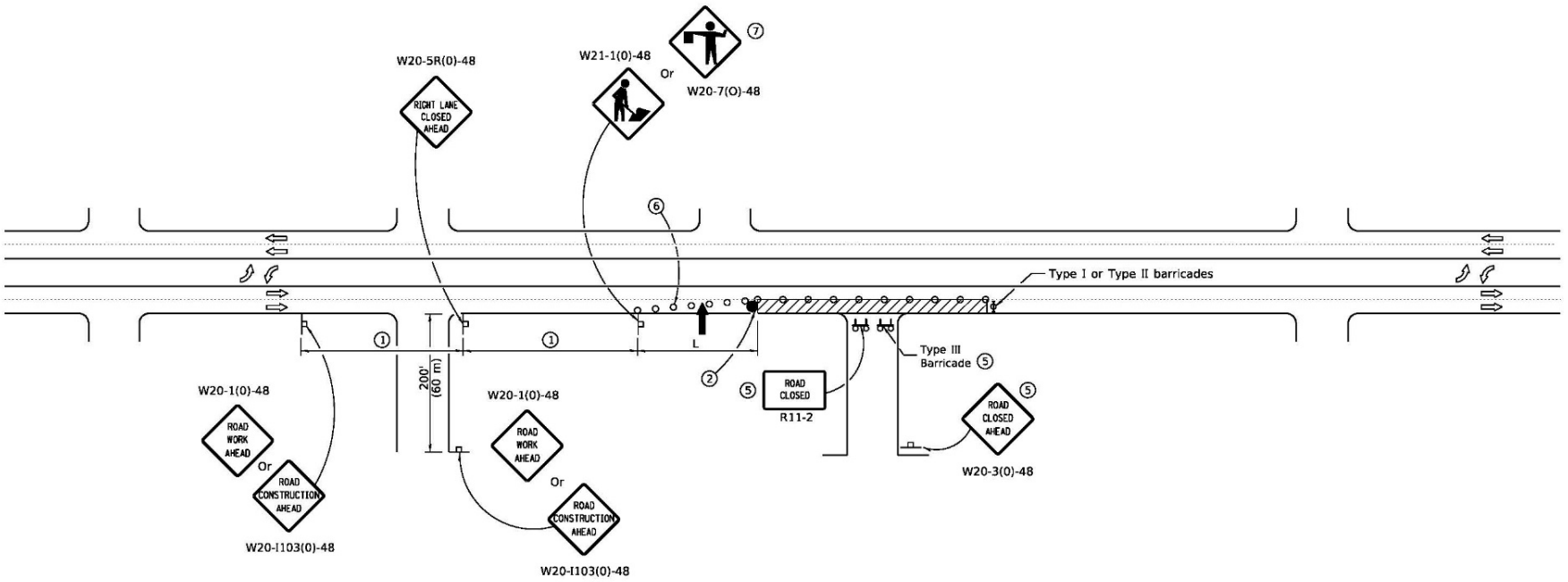

CASE IV

Illinois Department of Transportation

APPROVED January 1, 2019
ENGINEER OF SAFETY PROG. AND ENGINEERING

APPROVED January 1, 2019
ENGINEER OF DESIGN AND ENVIRONMENT

ISSUED 11-13

URBAN LANE CLOSURE, MULTILANE, 2W WITH BIDIRECTIONAL LEFT TURN LANE

(Sheet 4 of 4)

STANDARD 701602-10

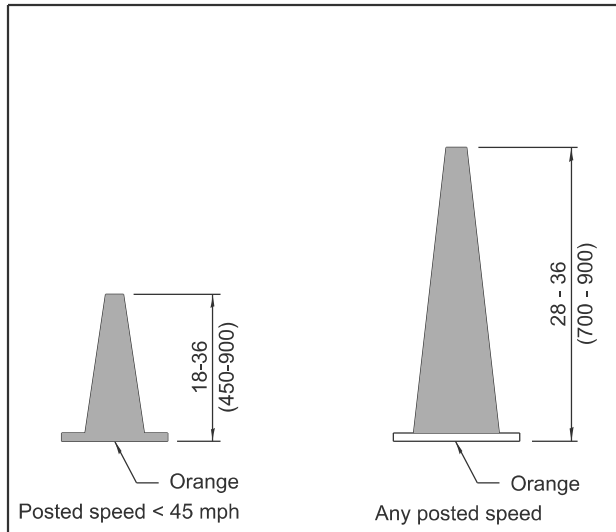

DAYTIME USE

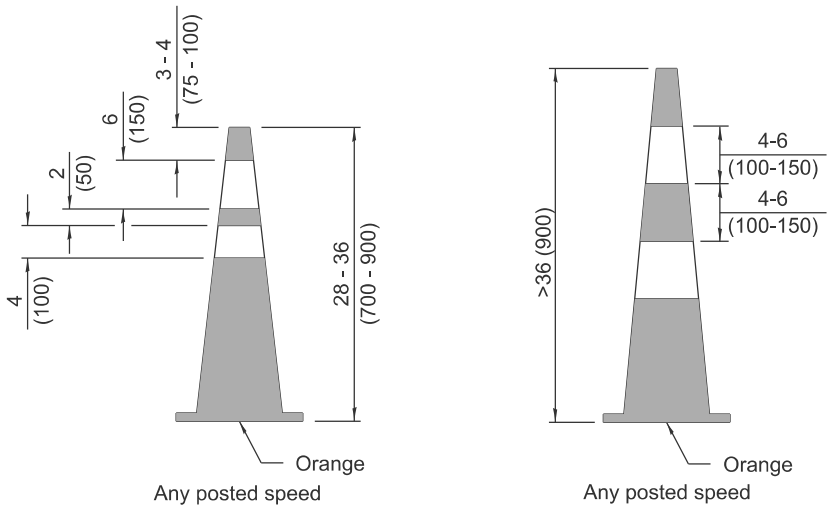

DAY OR NIGHTTIME USE

CONES

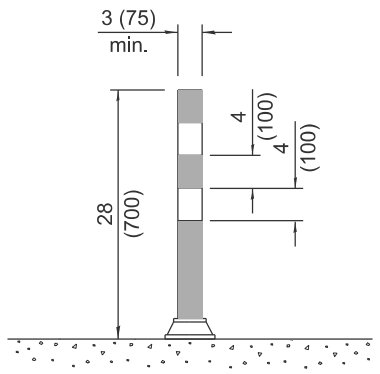

TUBULAR MARKER

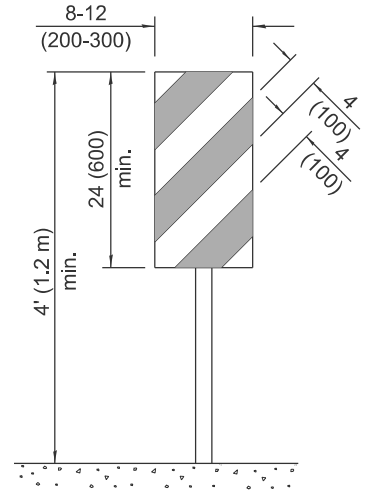

VERTICAL PANEL
POST MOUNTED

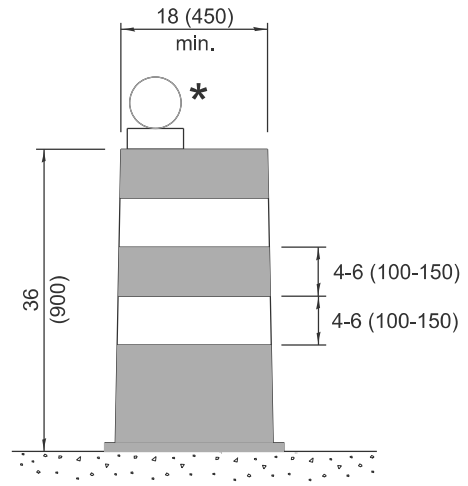

DRUM

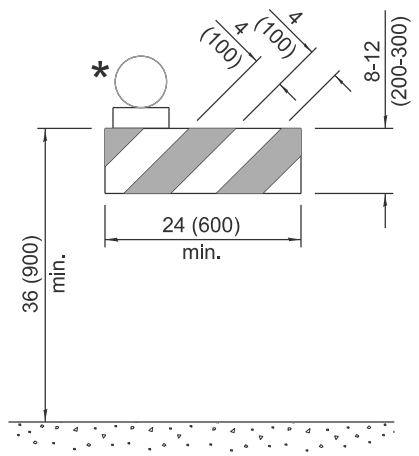

TYPE I BARRICADE

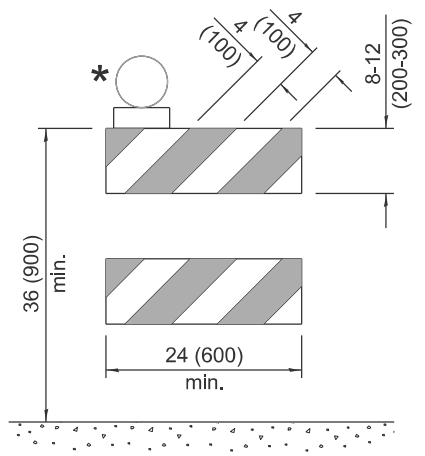

TYPE II BARRICADE

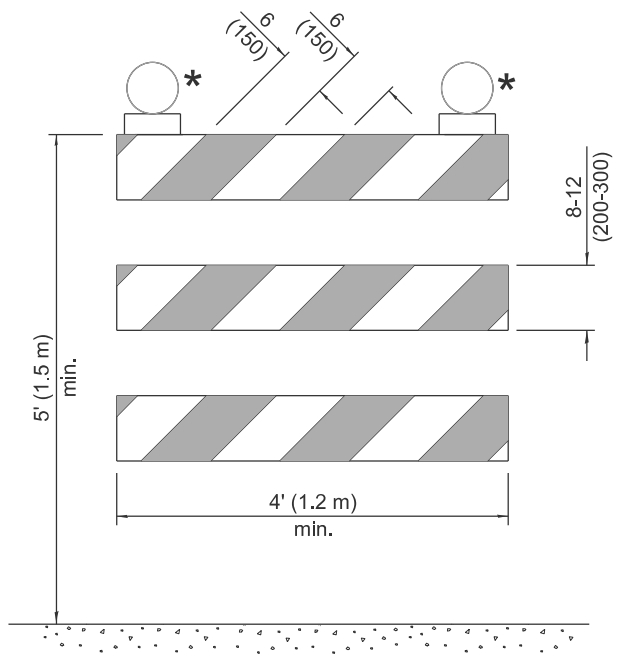

TYPE III BARRICADE

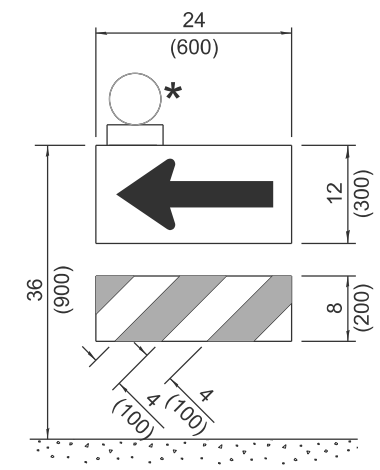

DIRECTION INDICATOR BARRICADE

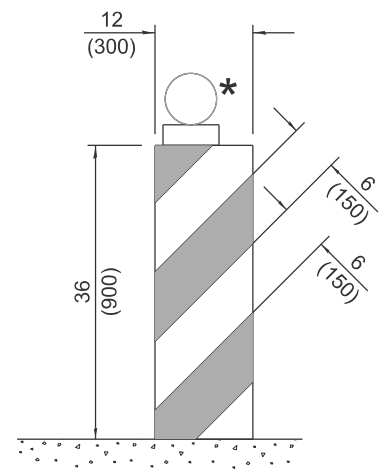

VERTICAL BARRICADE

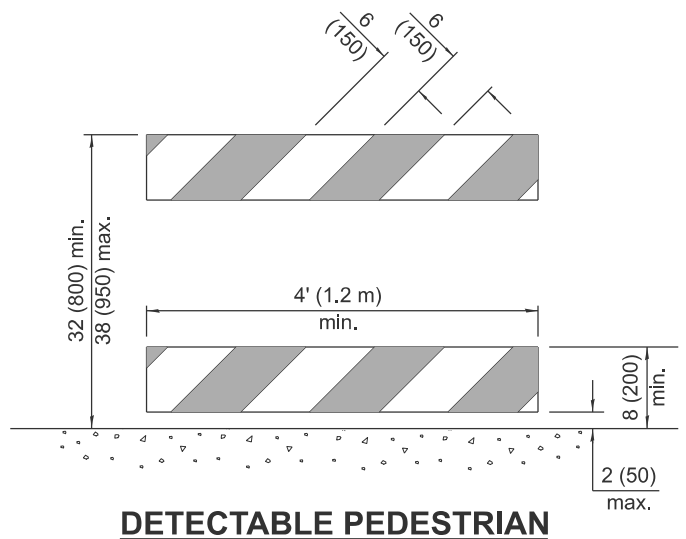

DETECTABLE PEDESTRIAN CHANNELIZING BARRICADE

* Warning lights (if required)

GENERAL NOTES

All heights shown shall be measured above the pavement surface.

All dimensions are in inches (millimeters) unless otherwise shown.

Illinois Department of Transportation

APPROVED January 1, 2026
ENGINEER OF SAFETY PROG. AND ENGINEERING

APPROVED January 1, 2026
ENGINEER OF DESIGN AND ENVIRONMENT

ISSUED 1-1-13

DATE	REVISIONS
1-1-26	Updated Detectable Pedstrian
	Channelizing Barricade (sht. 1) &
	Temporary Rumble Strips
	details (sht. 3)
1-1-25	Updated Temporary Rumble
	Strip Detail (sht. 3).

TRAFFIC CONTROL DEVICES

(Sheet 1 of 3)

STANDARD 701901-11

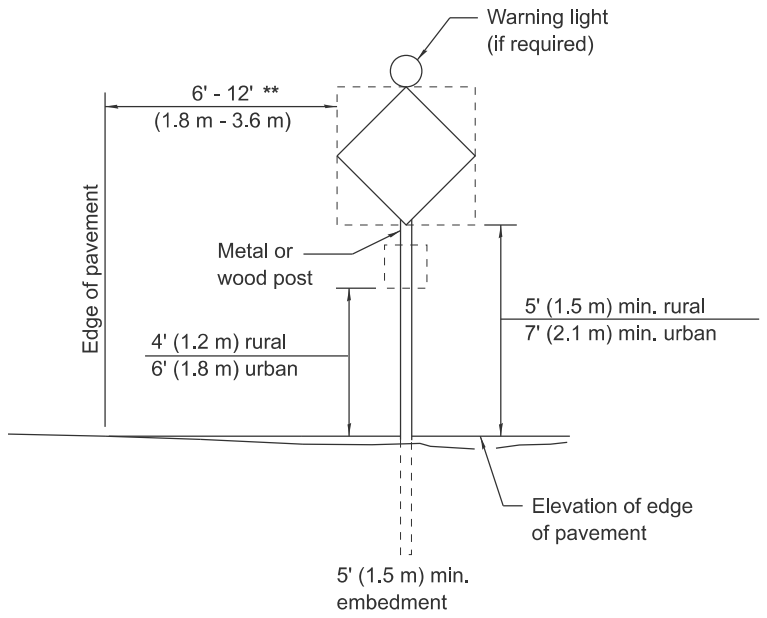

POST MOUNTED SIGNS

** When curb or paved shoulder are present this dimension shall be 24 (600) to the face of curb or 6' (1.8 m) to the outside edge of the paved shoulder.

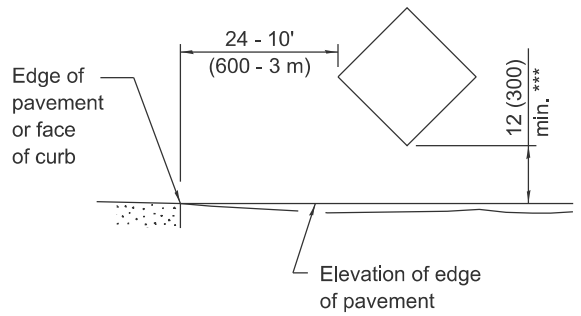

SIGNS ON TEMPORARY SUPPORTS

*** When work operations exceed four days, this dimension shall be 5' (1.5 m) min. If located behind other devices, the height shall be sufficient to be seen completely above the devices.

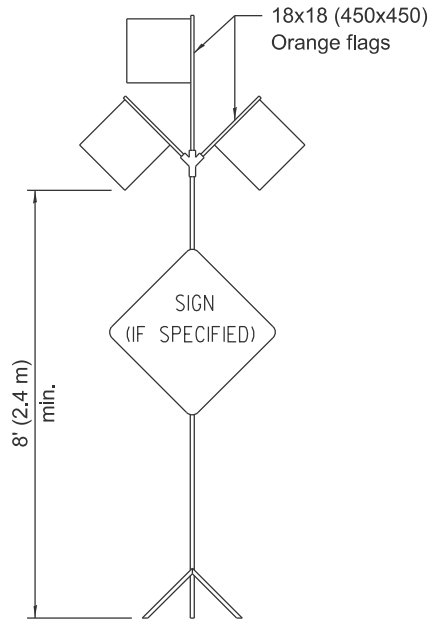

HIGH LEVEL WARNING DEVICE



G20-I104(0)-6036



G20-I105(0)-6024

This signing is required for all projects 2 miles (3200 m) or more in length.

ROAD CONSTRUCTION NEXT X MILES sign shall be placed 500' (150 m) in advance of project limits.

END CONSTRUCTION sign shall be erected at the end of the job unless another job is within 2 miles (3200 m).

Dual sign displays shall be utilized on multi-lane highways.

WORK LIMIT SIGNING

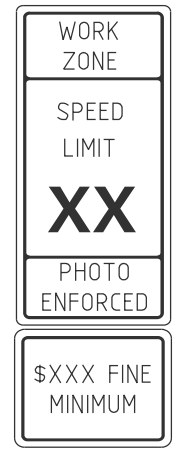

W21-III5(0)-3618

R2-1-3648

R10-I108p-3618 ****

R2-I106p-3618

Sign assembly as shown on Standards or as allowed by District Operations.

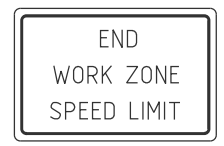

G20-I103-6036

This sign shall be used when the above sign assembly is used.

HIGHWAY CONSTRUCTION SPEED ZONE SIGNS

**** R10-I108p shall only be used along roadways under the juristiction of the State.

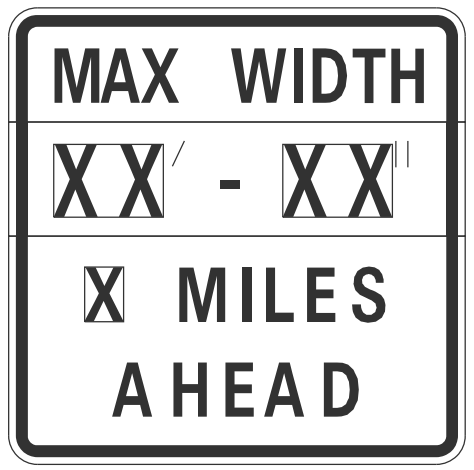

W12-I103-4848

WIDTH RESTRICTION SIGN

XX'-XX" width and X miles are variable.

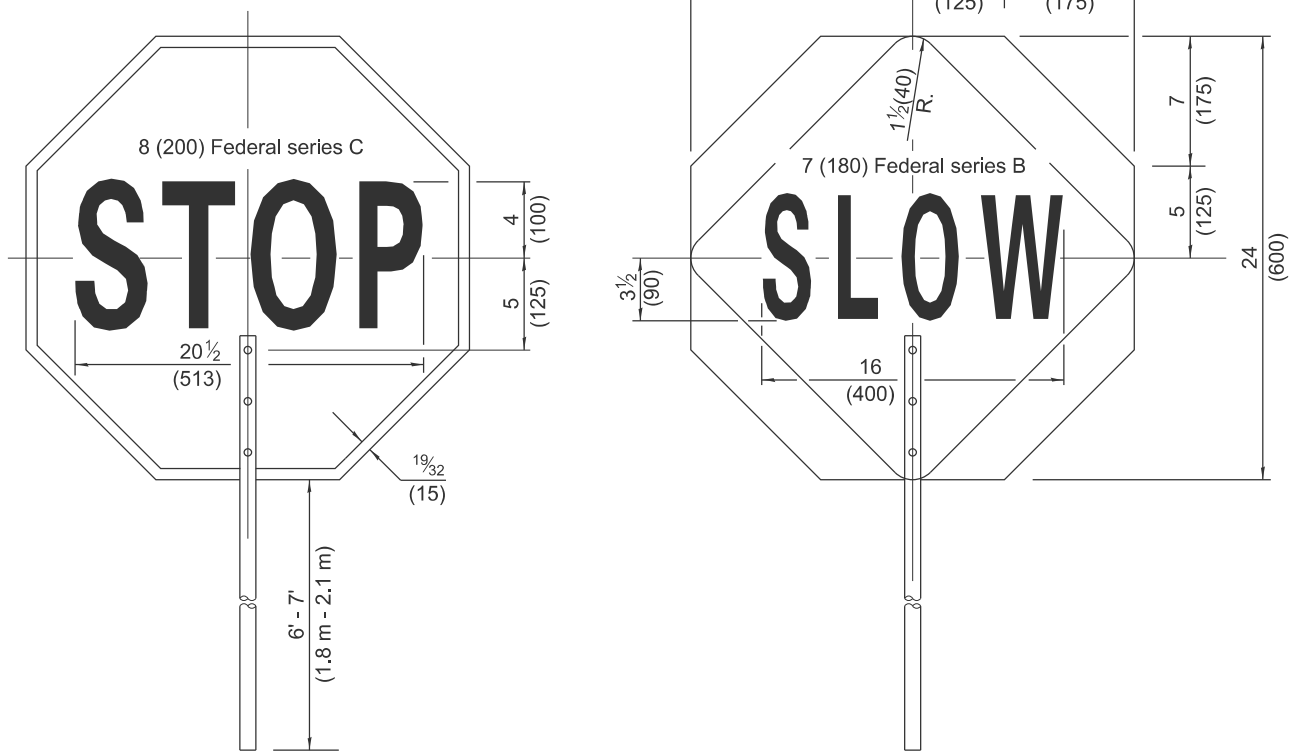

FLAGGER TRAFFIC CONTROL SIGN

Illinois Department of Transportation

APPROVED January 1, 2026
ENGINEER OF SAFETY PROG. AND ENGINEERING

APPROVED January 1, 2026
ENGINEER OF DESIGN AND ENVIRONMENT

ISSUED 1-1-13

TRAFFIC CONTROL DEVICES

(Sheet 2 of 3)

STANDARD 701901-11

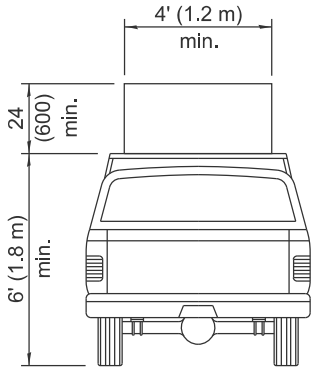

TYPE A ROOF MOUNTED

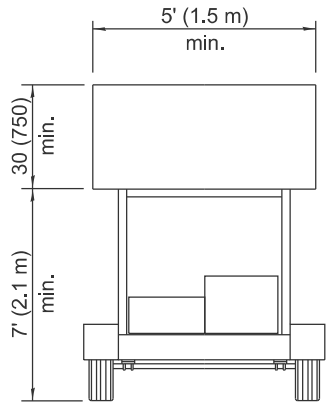

TYPE B ROOF OR TRAILER MOUNTED

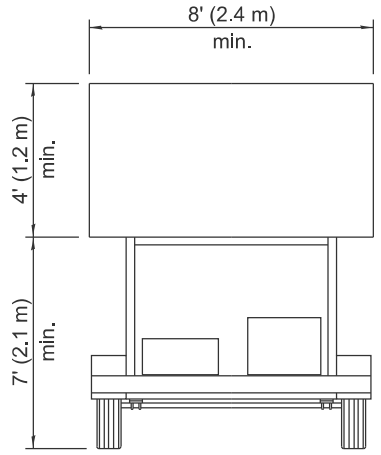

TYPE C TRAILER MOUNTED

ARROW BOARDS

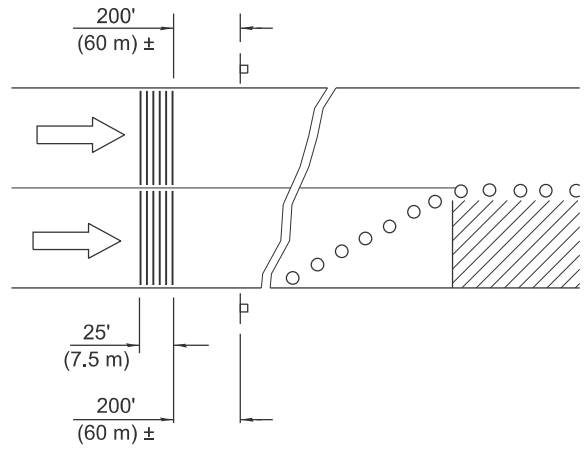

MULTI-LANE HIGHWAYS

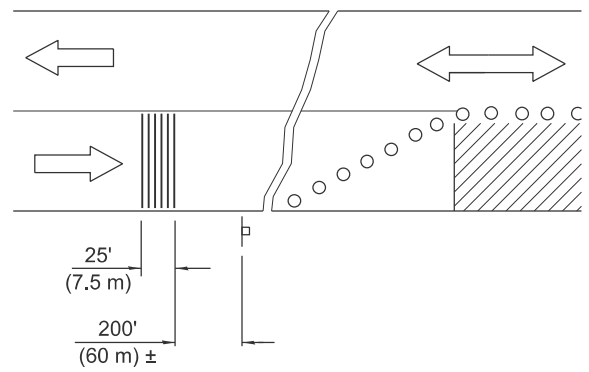

TWO-LANE HIGHWAYS

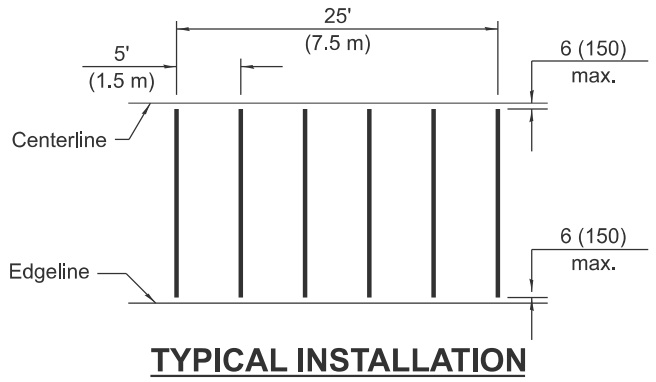

TYPICAL INSTALLATION

TEMPORARY RUMBLE STRIPS

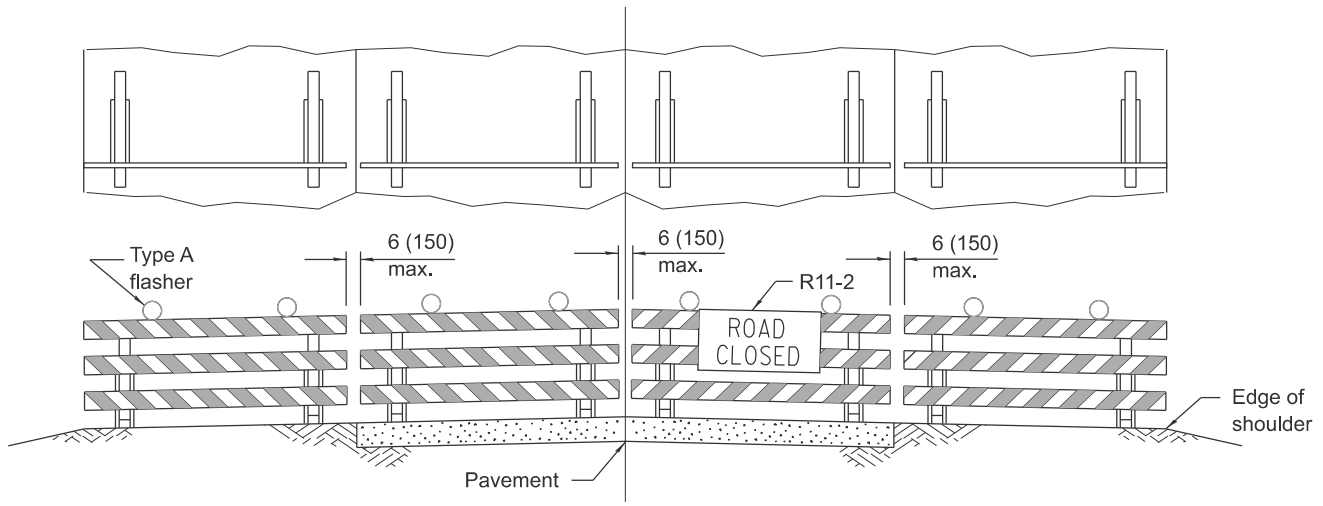

ROAD CLOSED TO ALL TRAFFIC

Reflectorized striping may be omitted on the back side of the barricades.

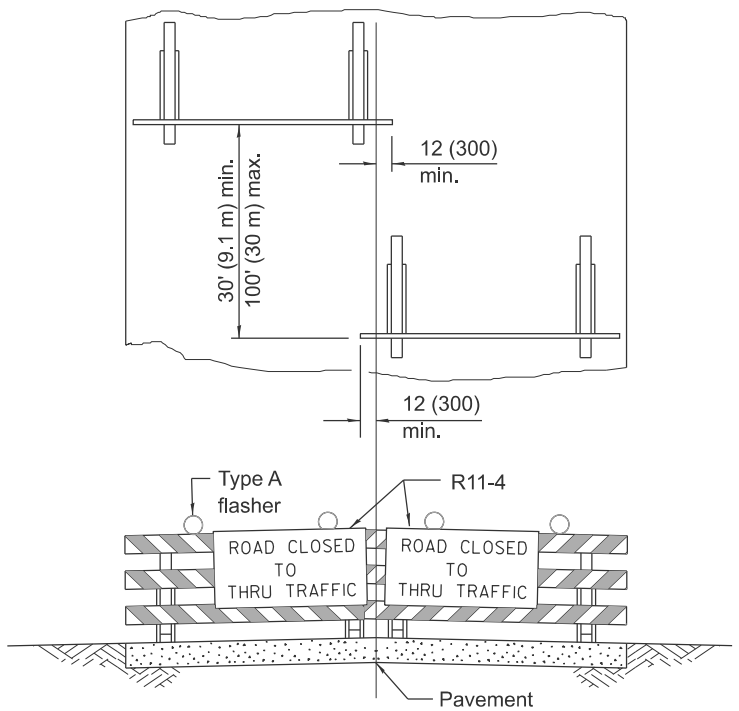

ROAD CLOSED TO THRU TRAFFIC

Reflectorized striping shall appear on both sides of the barricades.

TYPICAL APPLICATIONS OF TYPE III BARRICADES CLOSING A ROAD

If a Type III barricade with an attached sign panel which meets NCHRP 350 or MASH is not available, the sign may be mounted on an NCHRP 350 or MASH temporary sign support directly in front of the barricade.

Illinois Department of Transportation

APPROVED January 1, 2026
ENGINEER OF SAFETY PROG. AND ENGINEERING

APPROVED January 1, 2026
ENGINEER OF DESIGN AND ENVIRONMENT

ISSUED 1-1-13

TRAFFIC CONTROL DEVICES

(Sheet 3 of 3)

STANDARD 701901-11

AGENDA ITEM SUMMARY

BUFFALO GROVE VILLAGE BOARD

Regular Meeting: March 16, 2026

AGENDA ITEM 8.k. O-2026-30
Ordinance Authorizing a Contract with McGill Construction LLC for the 2026 Parking Lot Improvements Project

Contacts

Liaison: Trustee Weidenfeld
Staff: Briget Schwab

Staff Recommendation

Staff recommends approval.

Recommended Motion

I move to approve an Ordinance authorizing the execution of a Contract with McGill Construction LLC for the 2026 Parking Lot Improvements Project, pending final review by the Village Attorney

Summary

RECOMMENDATION

Staff recommends that the Village Board award the contract to McGill Construction LLC. a price not to exceed $24,808.85 because the firm is the lowest, qualified bidder for the work proposed. Due to the size and scope of the project, staff recommends a contingency fund be created and controlled by the Village in the amount of $2,255.35 (10.0% of the project cost). As bids came in below the budgeted amount and Public Works staff will consult with the Village Manager prior to exceeding the low bid price of $22,553.50. This project is funded by Illinois Motor Fuel Tax Funds (MFT).

BACKGROUND

The 2026 Parking Lot Improvements Project was advertised for bids and opened on February 26, 2026, where 3 qualifying bids were received. The lowest, qualified base bid was in the amount of $22,553.50 from McGill Construction LLC. The project includes sealcoating and re-striping multiple locations including multiple water pump stations and 51 Raupp Boulevard. Sealcoating is a maintenance activity that provides a protective layer to asphalt surfaces and extends the life of the pavement. In advance of the sealcoating operation starting, there are a few locations requiring pavement patching which will be coordinated under the Pavement Patching contract.

Attached is a copy of the Tabulation of Bids for the project indicating the lowest total qualified

bid of $22,553.50. Please note that the original (as-read) bid tabulation for this project was also included as the project included seal coating to be conducted on Fire Station 26 property, however given that the Fire Station is scheduled to be redone this was removed from the areas prior to the awarding of the bid. Also demonstrated in the attachment is an engineer's estimate of $20,138.50. All work associated with this project is expected to be completed by mid-June.

Strategic Alignment

Guiding Principle

Principle 3: Plan and Invest in the Future

Goal

Goal 1: Maintained effective village government: fiscally responsible and providing outstanding, responsive services

File Attachments

1. DRAFT Ordinance - 2026 Parking Lot Improvements
2. Bid Tabulation Original- Parking Lot
3. Bid Tabulation Updated- 2026 Parking Lot
4. Parking Lots Contract

ORDINANCE 2026-xxx

AN ORDINANCE AUTHORIZING A CONTRACT WITH MCGILL CONSTRUCTION LLC FOR THE 2026 PARKING LOT IMPROVEMENTS PROJECT

WHEREAS the Village of Buffalo Grove is a home rule unit pursuant to the Illinois Constitution of 1970; and

WHEREAS the Village seeks to enter into a contract with McGill Construction LLC for the 2026 Parking Lot Improvements.

NOW THEREFORE BE IT ORDAINED by the President and Board of Trustees of the Village of Buffalo Grove, Cook and Lake Counties, Illinois, as follows:

SECTION 1. The foregoing recitals are hereby adopted and incorporated and made a part of this Ordinance as if fully set forth herein.

SECTION 2. The Village President is authorized to execute a contract attached herein with McGill Construction LLC for the 2026 Parking Lot Improvements at a price not to exceed $24,808.85, pending attorney review.

SECTION 3. If any section, paragraph, clause or provision of this Ordinance shall be held invalid, the invalidity thereof shall not affect any other provision of this Ordinance.

SECTION 4. This Ordinance shall be in full force and effect from and after its passage and approval and shall not be codified.

AYES: _____
NAYES: _____
ABSENT: _____
PASSED: _____, 2026
APPROVED: _____, 2026
PUBLISHED: _____, 2026

ATTEST:

_____
Janet M. Sirabian, Village Clerk

APPROVED:

_____
Eric N. Smith, Village President

DRAFT

BUFFALO GROVE
smart. with heart.

Project: Village of Buffalo Grove
2026 Parking Lot Improvements Project (VoBG-2026-04)

Project Manager: Adam Dow
Bid Opening Date: 2/26/2026
Bid Opening Location: Virtual

				Engineer's Opinion of Probable Cost		***BID TABULATION***					
						McGill Construction LLC		Denler Inc.		SKC Construction Inc.	
Item No.	**Description**	**Quantity**	**Unit**	**Unit**	**Total**	**Unit**	**Total**	**Unit**	**Total**	**Unit**	**Total**
78000100	Thermoplastic Pavement Marking - Letters and Symbols	28	SF	$ 10.00	$280.00	$ 20.00	$560.00	$ 11.00	$308.00	$ 27.50	$770.00
78000200	Thermoplastic Pavement Marking - Line 4"	3100	FT	$ 2.00	$6,200.00	$ 3.00	$9,300.00	$ 1.82	$5,642.00	$ 4.40	$13,640.00
-	Seal Coat (Asphalt Emulsion)	11410	SY	$ 1.65	$18,826.50	$ 1.15	$13,121.50	$ 1.75	$19,967.50	$ 1.71	$19,511.10
67100100	Mobilization	1	LS	$ 1,500.00	$1,500.00	$ 3,500.00	$3,500.00	$ 4,390.00	$4,390.00	$ 2,500.00	$2,500.00
X7010216	Traffic Control and Protection, (Special)	1	LS	$ 1,000.00	$1,000.00	$ 3,500.00	$3,500.00	$ 2,250.00	$2,250.00	$ 500.00	$500.00
				Total Base Bid:	**$27,806.50**		**$29,981.50**		**$32,557.50**		**$36,921.10**

Project: Village of Buffalo Grove
2026 Parking Lot Improvements Project (VoBG-2026-04)

Project Manager: Adam Dow
Bid Opening Date: 2/26/2026
Bid Opening Location: Virtual

				Engineer's Opinion of Probable Cost		***BID TABULATION***					
						McGill Construction LLC		Denler Inc.		SKC Construction Inc.	
Item No.	**Description**	**Quantity**	**Unit**	**Unit**	**Total**	**Unit**	**Total**	**Unit**	**Total**	**Unit**	**Total**
78000100	Thermoplastic Pavement Marking - Letters and Symbols	16	SF	$ 10.00	$160.00	$ 20.00	$320.00	$ 11.00	$176.00	$ 27.50	$440.00
78000200	Thermoplastic Pavement Marking - Line 4"	1900	FT	$ 2.00	$3,800.00	$ 3.00	$5,700.00	$ 1.82	$3,458.00	$ 4.40	$8,360.00
-	Seal Coat (Asphalt Emulsion)	8290	SY	$ 1.65	$13,678.50	$ 1.15	$9,533.50	$ 1.75	$14,507.50	$ 1.71	$14,175.90
67100100	Mobilization	1	LS	$ 1,500.00	$1,500.00	$ 3,500.00	$3,500.00	$ 4,390.00	$4,390.00	$ 2,500.00	$2,500.00
X7010216	Traffic Control and Protection, (Special)	1	LS	$ 1,000.00	$1,000.00	$ 3,500.00	$3,500.00	$ 2,250.00	$2,250.00	$ 500.00	$500.00
				Total Base Bid:	**$20,138.50**		**$22,553.50**		**$24,781.50**		**$25,975.90**

Illinois Department of Transportation

Local Public Agency
Formal Contract Proposal
VoBG-2026-04

COVER SHEET

Proposal Submitted By:

Contractor's Name

Contractor's Address | City | State | Zip Code

STATE OF ILLINOIS

Local Public Agency: Village of Buffalo Grove | County: Cook | Section Number: 26-00000-03-GM

Route(s) (Street/Road Name): Various Parking Lots | Type of Funds: MFT

☒ Proposal Only ☐ Proposal and Plans ☐ Proposal only, plans are separate

Submitted/Approved
For Local Public Agency:

For a County and Road District Project

Submitted/Approved

Highway Commissioner Signature & Date

Submitted/Approved

County Engineer/Superintendent of Highways Signature & Date

For a Municipal Project

Submitted/Approved/Passed

Signature & Date

Official Title

Department of Transportation

Released for bid based on limited review

Regional Engineer Signature & Date

Note: All proposal documents, including Proposal Guaranty Checks or Proposal Bid Bonds, should be stapled together to prevent loss when bids are processed.

Local Public Agency	County	Section Number	Route(s) (Street/Road Name)
Village of Buffalo Grove	Cook	26-00000-03-GM	Various Parking Lots

NOTICE TO BIDDERS

Sealed proposals for the project described below will be received at the office of www.vbg.org/bids
Name of Office

Address until 10:00 AM Time on 02/26/26 Date.

Sealed proposals will be opened and read publicly at the office of a live, online meeting hosted by the Village
Name of Office

https://shorturl.at/mRCzM Address at 10:00 AM Time on 02/26/26 Date.

DESCRIPTION OF WORK

Location	Project Length
Various Village-Owned Parking Lots Within the Village Limits	

Proposed Improvement

This project includes, but is not limited, the following major work items: seal coat (asphalt emulsion); thermoplastic pavement markings; and other associated improvements.

1. Plans and proposal forms will be available in the office of

www.vbg.org/bids
Office of the Purchasing Manager - (847) 459-2500

2. ☒ Prequalification

   If checked, the 2 apparent as read low bidders must file within 24 hours after the letting an "Affidavit of Availability" (Form BC 57) in triplicate, showing all uncompleted contracts awarded to them and all low bids pending award for Federal, State, County, Municipal and private work. One original shall be filed with the Awarding Authority and two originals with the IDOT District Office.

3. The Awarding Authority reserves the right to waive technicalities and to reject any or all proposals as provided in BLRS Special Provision for Bidding Requirements and Conditions for Contract Proposals.

4. The following BLR Forms shall be returned by the bidder to the Awarding Authority:
   a. Local Public Agency Formal Contract Proposal (BLR 12200)
   b. Schedule of Prices (BLR 12201)
   c. Proposal Bid Bond (BLR 12230) (if applicable)
   d. Apprenticeship or Training Program Certification (BLR 12325) (do not use for project with Federal funds.)
   e. Affidavit of Illinois Business Office (BLR 12326) (do not use for project with Federal funds)

5. The quantities appearing in the bid schedule are approximate and are prepared for the comparison of bids. Payment to the Contractor will be made only for the actual quantities of work performed and accepted or materials furnished according to the contract. The scheduled quantities of work to be done and materials to be furnished may be increased, decreased or omitted as hereinafter provided.

6. Submission of a bid shall be conclusive assurance and warranty the bidder has examined the plans and understands all requirements for the performance of work. The bidder will be responsible for all errors in the proposal resulting from failure or neglect to conduct an in depth examination. The Awarding Authority will, in no case, be responsible for any costs, expenses, losses or changes in anticipated profits resulting from such failure or neglect of the bidder.

7. The bidder shall take no advantage of any error or omission in the proposal and advertised contract.

8. If a special envelope is supplied by the Awarding Authority, each proposal should be submitted in that envelope furnished by the Awarding Agency and the blank spaces on the envelope shall be filled in correctly to clearly indicate its contents. When an envelope other than the special one furnished by the Awarding Authority is used, it shall be marked to clearly indicate its contents. When sent by mail, the sealed proposal shall be addressed to the Awarding Authority at the address and in care of the official in whose office the bids are to be received. All proposals shall be filed prior to the time and at the place specified in the Notice to Bidders. Proposals received after the time specified will be returned to the bidder unopened.

9. Permission will be given to a bidder to withdraw a proposal if the bidder makes the request in writing or in person before the time for opening proposals.

Local Public Agency	County	Section Number	Route(s) (Street/Road Name)
Village of Buffalo Grove	Cook	26-00000-03-GM	Various Parking Lots

PROPOSAL

1. Proposal of _____
Contractor's Name

_____.
Contractor's Address

2. The plans for the proposed work are those prepared by The Village of Buffalo Grove and approved by the Department of Transportation on _____.

3. The specifications referred to herein are those prepared by the Department of Transportation and designated as "Standard Specifications for Road and Bridge Construction" and the " Supplemental Specifications and Recurring Special Provisions" thereto, adopted and in effect on the date of invitation for bids.

4. The undersigned agrees to accept, as part of the contract, the applicable Special Provisions indicated on the "Check Sheet for Recurring Special Provisions" contained in this proposal.

5. The undersigned agrees to complete the work within _____ working days or by 06/19/26 unless additional time is granted in accordance with the specifications.

6. The successful bidder at the time of execution of the contract will be required to deposit a contract bond for the full amount of the award. When a contract bond is not required, the proposal guaranty check will be held in lieu thereof. If this proposal is accepted and the undersigned fails to execute a contract and contract bond as required, it is hereby agreed that the Bid Bond of check shall be forfeited to the Awarding Authority.

7. Each pay item should have a unit price and a total price. If no total price is shown or if there is a discrepancy between the products of the unit price multiplied by the quantity, the unit price shall govern. If a unit price is omitted, the total price will be divided by the quantity in order to establish a unit price. A bid may be declared unacceptable if neither a unit price nor a total price is shown.

8. The undersigned submits herewith the schedule of prices on BLR 12201 covering the work to be performed under this contract.

9. The undersigned further agrees that if awarded the contract for the sections contained in the combinations on BLR 12201, the work shall be in accordance with the requirements of each individual proposal for the multiple bid specified in the Schedule for Multiple Bids below.

10. A proposal guaranty in the proper amount, as specified in BLRS Special Provision for Bidding Requirements and Conditions for Contract Proposals, will be required. Bid Bonds will be allowed as a proposal guaranty. Accompanying this proposal is either a bid bond, if allowed, on Department form BLR 12230 or a proposal guaranty check, complying with the specifications, made payable to: Village Treasurer of Buffalo Grove .
The amount of the check is _____ (_____).

Attach Cashier's Check or Certified Check Here

In the event that one proposal guaranty check is intended to cover two or more bid proposals, the amount must be equal to the sum of the proposal guaranties which would be required for each individual bid proposal. If the proposal guaranty check is placed in another bid proposal, state below where it may be found.

The proposal guaranty check will be found in the bid proposal for: Section Number _____ .

Local Public Agency	County	Section Number	Route(s) (Street/Road Name)
Village of Buffalo Grove	Cook	26-00000-03-GM	Various Parking Lots

CONTRACTOR CERTIFICATIONS

The certifications hereinafter made by the bidder are each a material representation of fact upon which reliance is placed should the Department enter into the contract with the bidder.

1. **Debt Delinquency.** The bidder or contractor or subcontractor, respectively, certifies that it is not delinquent in the payment of any tax administered by the Department of Revenue unless the individual or other entity is contesting, in accordance with the procedure established by the appropriate Revenue Act, its liability for the tax or the amount of the tax. Making a false statement voids the contract and allows the Department to recover all amounts paid to the individual or entity under the contract in a civil action.

2. **Bid-Rigging or Bid Rotating**. The bidder or contractor or subcontractor, respectively, certifies that it is not barred from contracting with the Department by reason of a violation of either 720 ILCS 5/33E-3 or 720 ILCS 5/33E-4.

   A violation of section 33E-3 would be represented by a conviction of the crime of bid-rigging which, in addition to Class 3 felony sentencing, provides that any person convicted of this offense, or any similar offense of any state or the United States which contains the same elements as this offense shall be barred for 5 years from the date of conviction from contracting with any unit of State or local government. No corporation shall be barred from contracting with any unit of State or local government as a result of a conviction under this Section of any employee or agent of such corporation if the employee so convicted is no longer employed by the corporation: (1) it has been finally adjudicated not guilty or (2) if it demonstrates to the governmental entity with which it seeks to contract that entity finds that the commission of the offense was neither authorized, requested, commanded, nor performed by a director, officer or a high managerial agent on behalf of the corporation.

   A violation of Section 33E-4 would be represented by a conviction of the crime of bid-rotating which, in addition to Class 2 felony sentencing, provides that any person convicted of this offense or any similar offense of any state or the United States which contains the same elements as this offense shall be permanently barred from contracting with any unit of State of Local government. No corporation shall be barred from contracting with any unit of State or Local government as a result of a conviction under this Section of any employee or agent of such corporation if the employee so convicted is no longer employed by the corporation and: (1) it has been finally adjudicated not guilty or (2) if it demonstrates to the governmental entity with which it seeks to contract and that entity finds that the commission of the offense was neither authorized, requested, commanded, nor performed by a director, officer or a high managerial agent on behalf of the corporation.

3. **Bribery.** The bidder or contractor or subcontractor, respectively, certifies that, it has not been convicted of bribery or attempting to bribe an officer or employee of the State of Illinois or any unit of local government, nor has the firm made an admission of guilt of such conduct which is a matter or record, nor has an official, agent, or employee of the firm committed bribery or attempted bribery on behalf of the firm and pursuant to the direction or authorization of a responsible official of the firm.

4. **Interim Suspension or Suspension.** The bidder or contractor or subcontractor, respectively, certifies that it is not currently under a suspension as defined in Subpart I of Title 44 Subtitle A Chapter III Part 6 of the Illinois Administrative code. Furthermore, if suspended prior to completion of this work, the contract or contracts executed for the completion of this work may be canceled.

Local Public Agency	County	Section Number	Route(s) (Street/Road Name)
Village of Buffalo Grove	Cook	26-00000-03-GM	Various Parking Lots

SIGNATURES

(If an individual)

Bidder Signature & Date

Business Address

City | State | Zip Code

(If a partnership)

Firm Name

Signature & Date

Title

Business Address

City | State | Zip Code

Insert the Names and Addresses of all Partners

(If a corporation)

Corporate Name

Signature & Date

Title

Business Address

City | State | Zip Code

Insert Names of Officers

President

Secretary

Attest:

Secretary

Treasurer

Illinois Department of Transportation

Schedule of Prices

VoBG-2026-04

Contractor's Name

Contractor's Address | City | State | Zip Code

Local Public Agency: Village of Buffalo Grove | County: Cook | Section Number: 26-00000-03-GM

Route(s) (Street/Road Name): Various Parking Lots

Schedule for Multiple Bids

Combination Letter	Section Included in Combinations	Total

Schedule for Single Bid

(For complete information covering these items, see plans and specifications.)

Item Number	Items	Unit	Quantity	Unit Price	Total
78000100	Thpl Pvt Mk Ltr & Sym	SF	28		
78000200	Thpl Pvt Mk Line 4	FT	3100		
-	Seal Coat (Asphalt Emulsion)	SY	11410		
67100100	Mobilization	LS	1		
X7010216	Traf Cont & Prot Spl	LS	1		
				Bidder's Total Proposal	

1. Each pay item should have a unit price and a total price.
2. If no total price is shown or if there is a discrepancy between the product of the unit price multiplied by the quantity, the unit price shall govern.
3. If a unit price is omitted, the total price will be divided by the quantity in order to establish a unit price.
4. A bid may be declared unacceptable if neither a unit price or total price is shown.

Illinois Department of Transportation

Local Public Agency Proposal Bid Bond

VoBG-2026-04

Local Public Agency	County	Section Number
Village of Buffalo Grove	Cook	26-00000-03-GM

WE, _____ as PRINCIPAL, and

_____ as SURETY, are held jointly, severally and firmly bound unto the above Local Public Agency (hereafter referred to as "LPA") in the penal sum of 5% of the total bid price, or for the amount specified in the proposal documents in effect on the date of invitation for bids, whichever is the lesser sum. We bind ourselves, our heirs, executors, administrators, successors, and assigns, jointly pay to the LPA this sum under the conditions of this instrument.

WHEREAS THE CONDITION OF THE FOREGOING OBLIGATION IS SUCH that, the said PRINCIPAL is submitting a written proposal to the LPA acting through its awarding authority for the construction of the work designated as the above section.

THEREFORE if the proposal is accepted and a contract awarded to the PRINCIPAL by the LPA for the above designated section and the PRINCIPAL shall within fifteen (15) days after award enter into a formal contract, furnish surety guaranteeing the faithful performance of the work, and furnish evidence of the required insurance coverage, all as provided in the "Standard Specifications for Road and Bridge Construction" and applicable Supplemental Specifications, then this obligation shall become void; otherwise it shall remain in full force and effect.

IN THE EVENT the LPA determines the PRINCIPAL has failed to enter into a formal contract in compliance with any requirements set forth in the preceding paragraph, then the LPA acting through its awarding authority shall immediately be entitled to recover the full penal sum set out above, together with all court costs, all attorney fees, and any other expense of recovery.

IN TESTIMONY WHEREOF, the said PRINCIPAL and the said SURETY have caused this instrument to be signed by their respective officers this _____ (Day) of _____ (Month and Year)

Principal

Company Name	Company Name
Signature & Date	Signature & Date
By:	By:
Title	Title

(If Principal is a joint venture of two or more contractors, the company names, and authorized signatures of each contractor must be affixed.)

Surety

Name of Surety	Signature of Attorney-in-Fact Signature & Date
	By:

STATE OF IL

COUNTY OF

I _____ , a Notary Public in and for said county do hereby certify that

_____

(Insert names of individuals signing on behalf of PRINCIPAL & SURETY)

who are each personally known to me to be the same persons whose names are subscribed to the foregoing instrument on behalf of PRINCIPAL and SURETY, appeared before me this day in person and acknowledged respectively, that they signed and delivered said instruments as their free and voluntary act for the uses and purposes therein set forth.

Given under my hand and notarial seal this _____ (Day) day of _____ (Month and Year) .

Notary Public Signature & Date

(SEAL, if required by the LPA)

Date commission expires _____

Local Public Agency	County	Section Number
Village of Buffalo Grove	Cook	26-00000-03-GM

ELECTRONIC BID BOND

☐ **Electronic bid bond is allowed (box must be checked by LPA if electronic bid bond is allowed)**

The Principal may submit an electronic bid bond, in lieu of completing the above section of the Proposal Bid Bond Form. By providing an electronic bid bond ID code and signing below, the Principal is ensuring the identified electronic bid bond has been executed and the Principal and Surety are firmly bound unto the LPA under the conditions of the bid bond as shown above. (If PRINCIPAL is a joint venture of two or more contractors, an electronic bid bond ID code, company/Bidder name title and date must be affixed for each contractor in the venture.)

Electronic Bid Bond ID Code

Company/Bidder Name

Signature & Date

Title

Illinois Department of Transportation

Apprenticeship and Training Program Certification

VoBG-2026-04

Local Public Agency	County	Street Name/Road Name	Section Number
Village of Buffalo Grove	Cook	Various Parking Lots	26-00000-03-GM

All contractors are required to complete the following certification

☒ For this contract proposal or for all bidding groups in this deliver and install proposal.

☐ For the following deliver and install bidding groups in this material proposal.

Illinois Department of Transportation policy, adopted in accordance with the provisions of the Illinois Highway Code, requires this contract to be awarded to the lowest responsive and responsible bidder. The award decision is subject to approval by the Department. In addition to all other responsibility factors, this contract or deliver and install proposal requires all bidders and all bidder's subcontractors to disclose participation in apprenticeship or training programs that are (1) approved by and registered with the United States Department of Labor's Bureau of Apprenticeship and Training, and (2) applicable to the work of the above indicated proposals or groups. Therefore, all bidders are required to complete the following certification:

1. Except as provided in paragraph 4 below, the undersigned bidder certifies that it is a participant, either as an individual or as part of a group program, in an approved apprenticeship or training program applicable to each type of work or craft that the bidder will perform with its own employees.

2. The undersigned bidder further certifies, for work to be performed by subcontract, that each of its subcontractors either (A) is, at the time of such bid, participating in an approved, applicable apprenticeship or training program; or (B) will, prior to commencement of performance of work pursuant to this contract, establish participation in an approved apprenticeship or training program applicable to the work of the subcontract.

3. The undersigned bidder, by inclusion in the list in the space below, certifies the official name of each program sponsor holding the Certificate of Registration for all of the types of work or crafts in which the bidder is a participant and that will be performed with the bidder's employees. Types of work or craft that will be subcontracted shall be included and listed as subcontract work. The list shall also indicate any type of work or craft job category for which there is no applicable apprenticeship or training program available.

4. Except for any work identified above, if any bidder or subcontractor shall perform all or part of the work of the contract or deliver and install proposal solely by individual owners, partners or members and not by employees to whom the payment of prevailing rates of wages would be required, check the following box, and identify the owner/operator workforces and positions of ownership. ☐

The requirements of this certification and disclosure are a material part of the contract, and the contractor shall require this certification provision to be included in all approved subcontracts. The bidder is responsible for making a complete report and shall make certain that each type of work or craft job category that will be utilized on the project is accounted for and listed. The Department at any time before or afterward may require the production of a copy of each applicable Certificate of Registration issued by the United States Department of Labor evidencing such participation by the contractor and any or all of its subcontractors. In order to fulfill the participation requirement, it shall not be necessary that any applicable program sponsor be currently taking or that it will take applications for apprenticeship, training or employment during the performance of the work of this contract or deliver and install proposal.

Bidder

Signature & Date

Title

Address	City	State	Zip Code

Illinois Department of Transportation

Affidavit of Illinois Business Office

VoBG-2026-04

Local Public Agency	County	Street Name/Road Name	Section Number
Village of Buffalo Grove	Cook	Various Parking Lots	26-00000-03-GM

I, _____ of _____ , _____ ,
Name of Affiant City of Affiant State of Affiant
being first duly sworn upon oath, state as follows:

1. That I am the _____ of _____ .
Officer or Position Bidder

2. That I have personal knowledge of the facts herein stated.

3. That, if selected under the proposal described above, _____ , will maintain a business office in the
Bidder
State of Illinois, which will be located in _____ County, Illinois.
County

4. That this business office will serve as the primary place of employment for any persons employed in the construction contemplated by this proposal.

5. That this Affidavit is given as a requirement of state law as provided in Section 30-22(8) of the Illinois Procurement Code.

Signature & Date

Print Name of Affiant

Notary Public

State of IL

County _____

Signed (or subscribed or attested) before me on _____ by
(date)

_____ , authorized agent(s) of
(name/s of person/s)

_____ .
Bidder

Notary Public Signature & Date

(SEAL)

My commission expires _____

Illinois Department of Transportation

Affidavit of Availability

For the Letting of

VoBG-2026-04

Bureau of Construction
2300 South Dirksen Parkway/Room 322
Springfield, IL 62764

Instructions: Complete this form by either typing or using black ink. "Authorization to Bid" will not be issued unless both sides of this form are completed in detail. Use additional forms as needed to list all work.

Part I. Work Under Contract

List below all work you have under contract as either a prime contractor or a subcontractor. It is required to include all pending low bids not yet awarded or rejected. In a joint venture, list only that portion of the work which is the responsibility of your company. The uncompleted dollar value is to be based upon the most recent engineer's or owners estimate, and must include work subcontracted to others. If no work is contracted, show NONE.

	1	2	3	4	Awards Pending	Accumulated Totals
Contract Number						
Contract With						
Estimated Completion Date						
Total Contract Price						
Uncompleted Dollar Value if Firm is the Prime Contractor						
Uncompleted Dollar Value if Firm is the Subcontractor						
					Total Value of All Work	

Part II. Awards Pending and Uncompleted Work to be done with your own forces.

List below the uncompleted dollar value of work for each contract and awards pending to be completed with your own forces. All work subcontracted to others will be listed on the reverse of this form. In a joint venture, list only that portion of the work to be done by your company. If no work is contracted, show NONE.

Earthwork						
Portland Cement Concrete Paving						
HMA Plant Mix						
HMA Paving						
Clean & Seal Cracks/Joints						
Aggregate Bases, Surfaces						
Highway, R.R., Waterway Struc.						
Drainage						
Electrical						
Cover and Seal Coats						
Concrete Construction						
Landscaping						
Fencing						
Guardrail						
Painting						
Signing						
Cold Milling, Planning, Rotomilling						
Demolition						
Pavement Markings (Paint)						
Other Construction (List)						
Totals						

Disclosure of this information is REQUIRED to accomplish the statutory purpose as outlined in the “Illinois Procurement Code." Failure to comply will result in non-issuance of an "Authorization To Bid." This form has been approved by the State Forms Management Center.

Part III. Work Subcontracted to Others.

For each contract described in Part I, list all the work you have subcontracted to others.

	1	2	3	4	Awards Pending
Subcontractor					
Type of Work					
Subcontract Price					
Amount Uncompleted					
Subcontractor					
Type of Work					
Subcontract Price					
Amount Uncompleted					
Subcontractor					
Type of Work					
Subcontract Price					
Amount Uncompleted					
Subcontractor					
Type of Work					
Subcontract Price					
Amount Uncompleted					
Subcontractor					
Type of Work					
Subcontract Price					
Amount Uncompleted					
Total Uncompleted					

Notary

I, being duly sworn, do hereby declare this affidavit is a true and correct statement relating to ALL uncompleted contracts of the undersigned for Federal, State, County, City and private work, including ALL subcontract work, ALL pending low bids not yet awarded or rejected and ALL estimated completion dates.

Officer or Director

Title

Signature

Date

Company

Address

City

State

Zip Code

Subscribed and sworn to before me

this _____ day of _____ , _____

_____

(Signature of Notary Public)

My commission expires _____

(Notary Seal)

☐ Add pages for additional contracts

Illinois Department of Transportation

Affidavit of Availability

For the Letting of

Bureau of Construction
2300 South Dirksen Parkway/Room 322
Springfield, IL 62764

Instructions: Complete this form by either typing or using black ink. "Authorization to Bid" will not be issued unless both sides of this form are completed in detail. Use additional forms as needed to list all work.

Part I. Work Under Contract

List below all work you have under contract as either a prime contractor or a subcontractor. It is required to include all pending low bids not yet awarded or rejected. In a joint venture, list only that portion of the work which is the responsibility of your company. The uncompleted dollar value is to be based upon the most recent engineer's or owners estimate, and must include work subcontracted to others. If no work is contracted, show NONE.

	1	2	3	4	Awards Pending	Accumulated Totals
Contract Number						
Contract With						
Estimated Completion Date						
Total Contract Price						
Uncompleted Dollar Value if Firm is the Prime Contractor						
Uncompleted Dollar Value if Firm is the Subcontractor						
					Total Value of All Work	

Part II. Awards Pending and Uncompleted Work to be done with your own forces.

List below the uncompleted dollar value of work for each contract and awards pending to be completed with your own forces. All work subcontracted to others will be listed on the reverse of this form. In a joint venture, list only that portion of the work to be done by your company. If no work is contracted, show NONE.

Earthwork						
Portland Cement Concrete Paving						
HMA Plant Mix						
HMA Paving						
Clean & Seal Cracks/Joints						
Aggregate Bases, Surfaces						
Highway, R.R., Waterway Struc.						
Drainage						
Electrical						
Cover and Seal Coats						
Concrete Construction						
Landscaping						
Fencing						
Guardrail						
Painting						
Signing						
Cold Milling, Planning, Rotomilling						
Demolition						
Pavement Markings (Paint)						
Other Construction (List)						
Totals						

Disclosure of this information is REQUIRED to accomplish the statutory purpose as outlined in the “Illinois Procurement Code." Failure to comply will result in non-issuance of an "Authorization To Bid." This form has been approved by the State Forms Management Center.

Part III. Work Subcontracted to Others.

For each contract described in Part I, list all the work you have subcontracted to others.

	2	3	4	Awards Pending	1
Subcontractor					
Type of Work					
Subcontract Price					
Amount Uncompleted					
Subcontractor					
Type of Work					
Subcontract Price					
Amount Uncompleted					
Subcontractor					
Type of Work					
Subcontract Price					
Amount Uncompleted					
Subcontractor					
Type of Work					
Subcontract Price					
Amount Uncompleted					
Subcontractor					
Type of Work					
Subcontract Price					
Amount Uncompleted					
Total Uncompleted					

Notary

I, being duly sworn, do hereby declare this affidavit is a true and correct statement relating to ALL uncompleted contracts of the undersigned for Federal, State, County, City and private work, including ALL subcontract work, ALL pending low bids not yet awarded or rejected and ALL estimated completion dates.

Officer or Director

Title

Signature

Date

Company

Address

City

State

Zip Code

Subscribed and sworn to before me

this _____ day of _____ , _____

_____

(Signature of Notary Public)

My commission expires _____

(Notary Seal)

☐ Add pages for additional contracts

Illinois Department of Transportation

Affidavit of Availability

For the Letting of

Bureau of Construction
2300 South Dirksen Parkway/Room 322
Springfield, IL 62764

Instructions: Complete this form by either typing or using black ink. "Authorization to Bid" will not be issued unless both sides of this form are completed in detail. Use additional forms as needed to list all work.

Part I. Work Under Contract

List below all work you have under contract as either a prime contractor or a subcontractor. It is required to include all pending low bids not yet awarded or rejected. In a joint venture, list only that portion of the work which is the responsibility of your company. The uncompleted dollar value is to be based upon the most recent engineer's or owners estimate, and must include work subcontracted to others. If no work is contracted, show NONE.

	1	2	3	4	Awards Pending	Accumulated Totals
Contract Number						
Contract With						
Estimated Completion Date						
Total Contract Price						
Uncompleted Dollar Value if Firm is the Prime Contractor						
Uncompleted Dollar Value if Firm is the Subcontractor						
					Total Value of All Work	

Part II. Awards Pending and Uncompleted Work to be done with your own forces.

List below the uncompleted dollar value of work for each contract and awards pending to be completed with your own forces. All work subcontracted to others will be listed on the reverse of this form. In a joint venture, list only that portion of the work to be done by your company. If no work is contracted, show NONE.

Earthwork						
Portland Cement Concrete Paving						
HMA Plant Mix						
HMA Paving						
Clean & Seal Cracks/Joints						
Aggregate Bases, Surfaces						
Highway, R.R., Waterway Struc.						
Drainage						
Electrical						
Cover and Seal Coats						
Concrete Construction						
Landscaping						
Fencing						
Guardrail						
Painting						
Signing						
Cold Milling, Planning, Rotomilling						
Demolition						
Pavement Markings (Paint)						
Other Construction (List)						
Totals						

Disclosure of this information is REQUIRED to accomplish the statutory purpose as outlined in the “Illinois Procurement Code." Failure to comply will result in non-issuance of an "Authorization To Bid." This form has been approved by the State Forms Management Center.

Part III. Work Subcontracted to Others.

For each contract described in Part I, list all the work you have subcontracted to others.

	1	2	3	4	Awards Pending
Subcontractor					
Type of Work					
Subcontract Price					
Amount Uncompleted					
Subcontractor					
Type of Work					
Subcontract Price					
Amount Uncompleted					
Subcontractor					
Type of Work					
Subcontract Price					
Amount Uncompleted					
Subcontractor					
Type of Work					
Subcontract Price					
Amount Uncompleted					
Subcontractor					
Type of Work					
Subcontract Price					
Amount Uncompleted					
Total Uncompleted					

Notary

I, being duly sworn, do hereby declare this affidavit is a true and correct statement relating to ALL uncompleted contracts of the undersigned for Federal, State, County, City and private work, including ALL subcontract work, ALL pending low bids not yet awarded or rejected and ALL estimated completion dates.

Officer or Director

Title

Signature

Date

Company

Address

City

State

Zip Code

Subscribed and sworn to before me

this _____ day of _____ , _____

_____

(Signature of Notary Public)

My commission expires _____

(Notary Seal)

☐ Add pages for additional contracts

Illinois Department of Transportation

Affidavit of Availability

For the Letting of

Bureau of Construction
2300 South Dirksen Parkway/Room 322
Springfield, IL 62764

Instructions: Complete this form by either typing or using black ink. "Authorization to Bid" will not be issued unless both sides of this form are completed in detail. Use additional forms as needed to list all work.

Part I. Work Under Contract

List below all work you have under contract as either a prime contractor or a subcontractor. It is required to include all pending low bids not yet awarded or rejected. In a joint venture, list only that portion of the work which is the responsibility of your company. The uncompleted dollar value is to be based upon the most recent engineer's or owners estimate, and must include work subcontracted to others. If no work is contracted, show NONE.

	1	2	3	4	Awards Pending	Accumulated Totals
Contract Number						
Contract With						
Estimated Completion Date						
Total Contract Price						
Uncompleted Dollar Value if Firm is the Prime Contractor						
Uncompleted Dollar Value if Firm is the Subcontractor						
					Total Value of All Work	

Part II. Awards Pending and Uncompleted Work to be done with your own forces.

List below the uncompleted dollar value of work for each contract and awards pending to be completed with your own forces. All work subcontracted to others will be listed on the reverse of this form. In a joint venture, list only that portion of the work to be done by your company. If no work is contracted, show NONE.

Earthwork						
Portland Cement Concrete Paving						
HMA Plant Mix						
HMA Paving						
Clean & Seal Cracks/Joints						
Aggregate Bases, Surfaces						
Highway, R.R., Waterway Struc.						
Drainage						
Electrical						
Cover and Seal Coats						
Concrete Construction						
Landscaping						
Fencing						
Guardrail						
Painting						
Signing						
Cold Milling, Planning, Rotomilling						
Demolition						
Pavement Markings (Paint)						
Other Construction (List)						
Totals						

Disclosure of this information is REQUIRED to accomplish the statutory purpose as outlined in the “Illinois Procurement Code." Failure to comply will result in non-issuance of an "Authorization To Bid." This form has been approved by the State Forms Management Center.

Part III. Work Subcontracted to Others.

For each contract described in Part I, list all the work you have subcontracted to others.

	1	2	3	4	Awards Pending
Subcontractor					
Type of Work					
Subcontract Price					
Amount Uncompleted					
Subcontractor					
Type of Work					
Subcontract Price					
Amount Uncompleted					
Subcontractor					
Type of Work					
Subcontract Price					
Amount Uncompleted					
Subcontractor					
Type of Work					
Subcontract Price					
Amount Uncompleted					
Subcontractor					
Type of Work					
Subcontract Price					
Amount Uncompleted					
Total Uncompleted					

Notary

I, being duly sworn, do hereby declare this affidavit is a true and correct statement relating to ALL uncompleted contracts of the undersigned for Federal, State, County, City and private work, including ALL subcontract work, ALL pending low bids not yet awarded or rejected and ALL estimated completion dates.

Officer or Director

Title

Signature

Date

Company

Address

City

State

Zip Code

Subscribed and sworn to before me

this _____ day of _____ , _____

_____

(Signature of Notary Public)

My commission expires _____

(Notary Seal)

☐ Add pages for additional contracts

Illinois Department of Transportation

Affidavit of Availability

For the Letting of

Bureau of Construction
2300 South Dirksen Parkway/Room 322
Springfield, IL 62764

Instructions: Complete this form by either typing or using black ink. "Authorization to Bid" will not be issued unless both sides of this form are completed in detail. Use additional forms as needed to list all work.

Part I. Work Under Contract

List below all work you have under contract as either a prime contractor or a subcontractor. It is required to include all pending low bids not yet awarded or rejected. In a joint venture, list only that portion of the work which is the responsibility of your company. The uncompleted dollar value is to be based upon the most recent engineer's or owners estimate, and must include work subcontracted to others. If no work is contracted, show NONE.

	1	2	3	4	Awards Pending	Accumulated Totals
Contract Number						
Contract With						
Estimated Completion Date						
Total Contract Price						
Uncompleted Dollar Value if Firm is the Prime Contractor						
Uncompleted Dollar Value if Firm is the Subcontractor						
					Total Value of All Work	

Part II. Awards Pending and Uncompleted Work to be done with your own forces.

List below the uncompleted dollar value of work for each contract and awards pending to be completed with your own forces. All work subcontracted to others will be listed on the reverse of this form. In a joint venture, list only that portion of the work to be done by your company. If no work is contracted, show NONE.

Earthwork						
Portland Cement Concrete Paving						
HMA Plant Mix						
HMA Paving						
Clean & Seal Cracks/Joints						
Aggregate Bases, Surfaces						
Highway, R.R., Waterway Struc.						
Drainage						
Electrical						
Cover and Seal Coats						
Concrete Construction						
Landscaping						
Fencing						
Guardrail						
Painting						
Signing						
Cold Milling, Planning, Rotomilling						
Demolition						
Pavement Markings (Paint)						
Other Construction (List)						
Totals						

Disclosure of this information is REQUIRED to accomplish the statutory purpose as outlined in the “Illinois Procurement Code." Failure to comply will result in non-issuance of an "Authorization To Bid." This form has been approved by the State Forms Management Center.

Part III. Work Subcontracted to Others.

For each contract described in Part I, list all the work you have subcontracted to others.

	1	2	3	4	Awards Pending
Subcontractor					
Type of Work					
Subcontract Price					
Amount Uncompleted					
Subcontractor					
Type of Work					
Subcontract Price					
Amount Uncompleted					
Subcontractor					
Type of Work					
Subcontract Price					
Amount Uncompleted					
Subcontractor					
Type of Work					
Subcontract Price					
Amount Uncompleted					
Subcontractor					
Type of Work					
Subcontract Price					
Amount Uncompleted					
Total Uncompleted					

Notary

I, being duly sworn, do hereby declare this affidavit is a true and correct statement relating to ALL uncompleted contracts of the undersigned for Federal, State, County, City and private work, including ALL subcontract work, ALL pending low bids not yet awarded or rejected and ALL estimated completion dates.

Officer or Director

Title

Signature

Date

Company

Address

City

State

Zip Code

Subscribed and sworn to before me

this _____ day of _____ , _____

_____

(Signature of Notary Public)

My commission expires _____

(Notary Seal)

EXHIBIT A - PUBLIC CONTRACT STATEMENT

This Public Contract Statement (the "**Contract Statement**") has been executed by the below supplier, Contractor or vendor (collectively the "**Contractor**") in order for the Village of Buffalo Grove to obtain certain information necessary prior to awarding a public contract. The Contract Statement shall be executed and notarized and submitted as part of the Bid Proposal.

CERTIFICATION OF CONTRACTOR/BIDDER

In order to comply with 720 Illinois Compiled Statutes 5/33 E-1 et seq., the Village of Buffalo Grove requires the following certification be acknowledged:

> The Contractor certifies that it is not barred from bidding or supplying any goods, services or construction let by the Village of Buffalo Grove with or without bid, due to any violation of either Section 5/33 E-3 or 5/33 E-4 of Article 33E, Public Contracts, of the Chapter 720 of the Illinois Compiled Statutes, as amended. This act relates to interference with public contracting, bid rigging and rotating, kickbacks, and bidding.

CERTIFICATION RELATIVE TO 65 ILCS 5/11-42.1.1

In order to comply with 65 Illinois Complied Statutes 5/11-42.1.1, the Village of Buffalo Grove requires the following certification:

> The Contractor does hereby swear and affirm that it is not delinquent in the payment of any tax administered by the Illinois Department of Revenue unless it is contesting such tax in accordance with the procedures established by the appropriate revenue act, its liability for the tax or the amount of the tax. The undersigned further understands that making a false statement herein: (1) is a Class A misdemeanor, and (2) voids the contract and allows the Village to recover all amounts paid to it under the contract.

CONFLICT OF INTEREST

The Village of Buffalo Grove Municipal Code requires the following verification relative to conflict of interest and compliance with general ethics requirements of the Village:

> The Contractor represents and warrants to the Village of Buffalo Grove as a term and condition of acceptance of their Bid Proposal that none of the following Village officials is either an officer or director of Contractor nor owns five percent (5%) or more of the Contractor: the Village President, the members of the Village Board of Trustees, the Village Clerk, the Village Treasurer, the members of the Zoning Board of Appeals and the Plan Commission, the Village Manager and his/her Assistant, or the heads of the various departments within the Village.

If the foregoing representation and warranty is inaccurate, state the name of the Village official who either is an officer or director of your business entity or owns five percent (5%) or more thereof: _____.

OTHER COMMITMENTS

Has your firm ever been debarred by a governmental agency in the State of Illinois within the last 7 years? If no, please check the box. ☐

I have read, understand and am able to fulfill the requirements of the contract documents. If yes, please check the box. ☐

I can provide insurance documents that meet the terms of the contract documents, which includes original endorsements that explicitly names the Village of Buffalo Grove (and others per the contract documents). If yes, please check the box. ☐

In the past 7 years has your firm been involved inlitigation, arbitration, or mediation with a governmental agency? If no, please check the box. ☐ If yes, please provide a brief description.

IN WITNESS WHEREOF, the below Contractor has signed and sealed this Contract Statement as of this ____ day of _____, 20___.

_____
Print Name of Contractor

_____
Signature

_____
Print Title

Given under my hand and official seal, this _____ day of _____, 20___.

_____
Notary Public

PUMP HOUSE 7
400 LASALLE LN

FIRE STATION 26
1051 HIGHLAND GROVE DR

PUMP HOUSE 6
120 HORATIO BLVD

OLD PW BUILDING LOT H
& FORESTRY LOT
51 RAUPP BLVD

PUMP HOUSE 1
345 ARLINGTON HEIGHTS RD

2026 Parking Lot Improvements - Overall

0 4000 8000 Feet

BUFFALO GROVE
smart. with heart.

This exhibit is for informational purposes and may not have been prepared for, or be suitable for legal, engineering or surveying purposes.

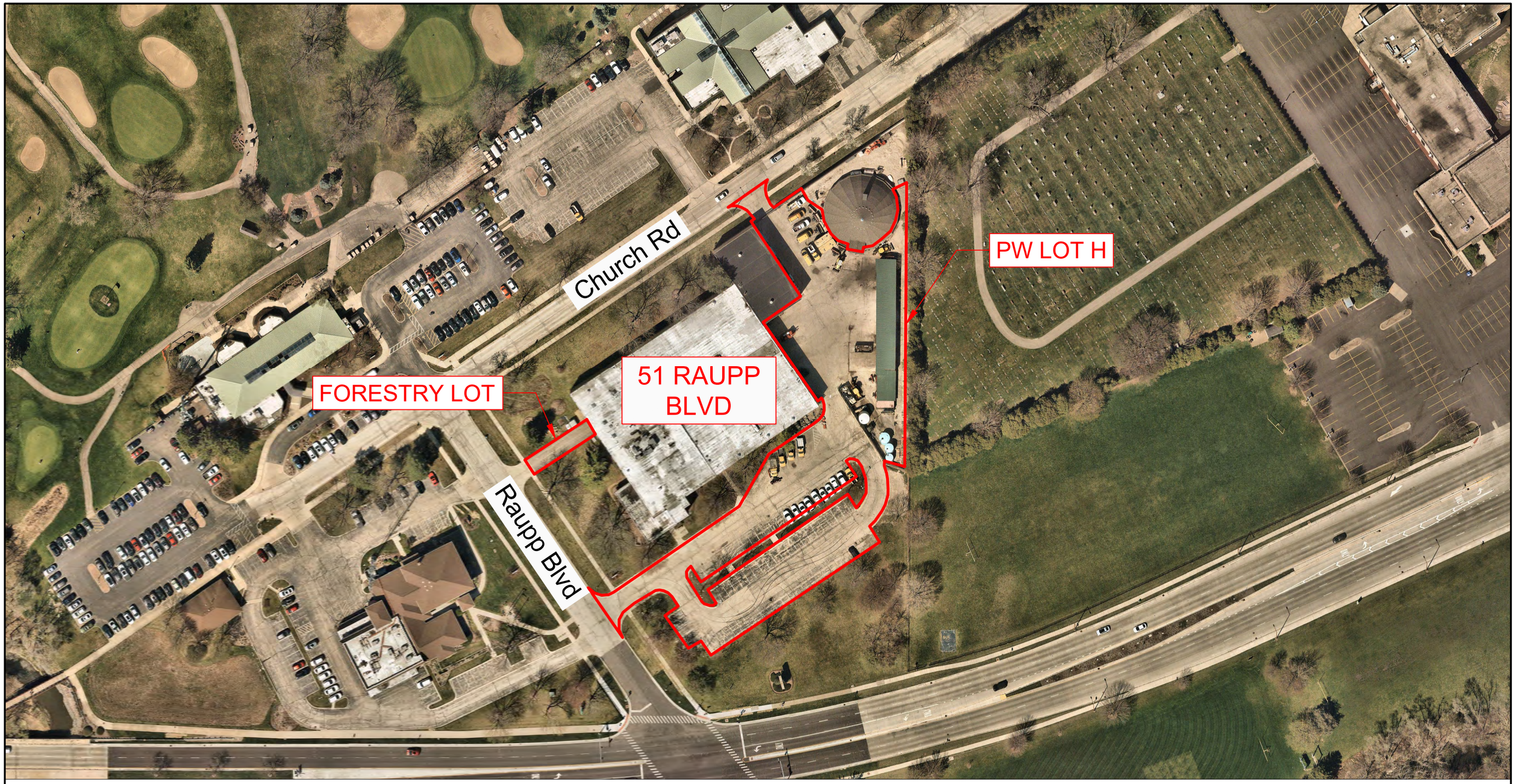

2026 Parking Lot Improvements - PW Lot H & Forestry Lot

0 200 400 Feet

BUFFALO GROVE
smart. with heart.

This exhibit is for informational purposes and may not have been prepared for, or be suitable for legal, engineering or surveying purposes.



N

0 100 200 Feet

2026 Parking Lot Improvements - Pump House 1

BUFFALO GROVE
smart. with heart.

This exhibit is for informational purposes and may not have been prepared for, or be suitable for legal, engineering or surveying purposes.



2026 Parking Lot Improvements - Pump House 6



BUFFALO GROVE
smart. with heart.

This exhibit is for informational purposes and may not have been prepared for, or be suitable for legal, engineering or surveying purposes.



2026 Parking Lot Improvements - Fire Station 26

N

0 100 200 Feet

BUFFALO GROVE
smart. with heart.

This exhibit is for informational purposes and may not have been prepared for, or be suitable for legal, engineering or surveying purposes.



2026 Parking Lot Improvements - Pump House 7

0 100 200 Feet

BUFFALO GROVE
smart. with heart.

This exhibit is for informational purposes and may not have been prepared for, or be suitable for legal, engineering or surveying purposes.

Description of Work
2026 Parking Lot Improvements
Village of Buffalo Grove

The following is a list of parking lots including limits, and a brief description of work:

Parking Lot	Address
Base	
Fire Station 26	1051 Highland Grove Drive, Buffalo Grove, IL
Pump House 1	345 Arlington Heights Road
Pump House 6	120 Horatio Boulevard
Pump House 7	400 Lasalle Lane
Old PW Building & Forestry Lot	51 Raupp Boulevard

The above street segments will include seal coat (asphalt emulsion), and new thermoplastic pavement marking, and other associated improvements.

SUMMARY OF QUANTITIES - BASE

SP	ITEM NO	DESCRIPTION	UNIT	QUANTITY	Fire Station 26	Pump House 1	Pump House 6	Pump House 7	PW Lot H	Forestry Yard
	1	Thermoplastic Pavement Marking - Letters and Symbols	SF	**28**	12.4				15.5	
	2	Thermoplastic Pavement Marking - Line 4"	FT	**3,100**	1,200.0				1,900.0	
*	3	Seal Coat (Asphalt Emulsion)	SY	**11,410**	3,120.0	100.0	370.0	450.0	7,200.0	170.0
	4	Mobilization	LS	**1**						
*	5	Traffic Control and Protection, (Special)	LS	**1**						

* Special Provision Required

Illinois Department of Transportation

Check Sheet for Recurring Special Provisions

VoBG-2026-04

Local Public Agency	County	Section Number
Village of Buffalo Grove	Cook	26-00000-03-GM

☐ **Check this box for lettings prior to 01/01/2026**

The Following Recurring Special Provisions Indicated By An "X" Are Applicable To This Contract And Are Included By Reference:

Recurring Special Provisions

Check Sheet #			Page No.
1	☐	Additional State Requirements for Federal-Aid Construction Contracts	87
2	☐	Subletting of Contracts (Federal-Aid Contracts)	90
3	☐	EEO	91
4	☐	Specific EEO Responsibilities Non Federal-Aid Contracts	101
5	☐	Required Provisions - State Contracts	106
6	☐	Asbestos Bearing Pad Removal	112
7	☐	Asbestos Waterproofing Membrane and Asbestos HMA Surface Removal	113
8	☐	Temporary Stream Crossings and In-Stream Work Pads	114
9	☐	Construction Layout Stakes	115
10	☐	Use of Geotextile Fabric for Railroad Crossing	118
11	☐	Subsealing of Concrete Pavements	120
12	☐	Hot-Mix Asphalt Surface Correction	124
13	☐	Pavement and Shoulder Resurfacing	126
14	☐	Patching with Hot-Mix Asphalt Overlay Removal	127
15	☐	Polymer Concrete	129
16	☐	Reserved	131
17	☐	Bicycle Racks	132
18	☐	Temporary Portable Bridge Traffic Signals	134
19	☐	Nighttime Inspection of Roadway Lighting	136
20	☐	English Substitution of Metric Bolts	137
21	☐	Calcium Chloride Accelerator for Portland Cement Concrete	138
22	☐	Quality Control of Concrete Mixtures at the Plant	139
23	☐	Quality Control/Quality Assurance of Concrete Mixtures	147
24	☐	Reserved	163
25	☐	Reserved	164
26	☐	Temporary Raised Pavement Markers	165
27	☐	Restoring Bridge Approach Pavements Using High-Density Foam	166
28	☐	Portland Cement Concrete Inlay or Overlay	169
29	☐	Portland Cement Concrete Partial Depth Hot-Mix Asphalt Patching	173
30	☐	Longitudinal Joint and Crack Patching	176
31	☐	Concrete Mix Design - Department Provided	178
32	☐	Station Numbers in Pavements or Overlays	179

Local Public Agency	County	Section Number
Village of Buffalo Grove	Cook	26-00000-03-GM

The Following Local Roads And Streets Recurring Special Provisions Indicated By An "X" Are Applicable To This Contract And Are Included By Reference:

Local Roads And Streets Recurring Special Provisions

Check Sheet #			Page No.
LRS 1		**Reserved**	181
LRS 2	☐	Furnished Excavation	182
LRS 3	☒	Work Zone Traffic Control Surveillance	183
LRS 4	☒	Flaggers in Work Zones	184
LRS 5	☒	Contract Claims	185
LRS 6	☒	Bidding Requirements and Conditions for Contract Proposals	186
LRS 7	☐	Bidding Requirements and Conditions for Material Proposals	192
LRS 8		**Reserved**	198
LRS 9	☐	Bituminous Surface Treatments	199
LRS 10		**Reserved**	203
LRS 11	☒	Employment Practices	204
LRS 12	☒	Wages of Employees on Public Works	206
LRS 13	☒	Selection of Labor	208
LRS 14	☐	Paving Brick and Concrete Paver Pavements and Sidewalks	209
LRS 15	☒	Partial Payments	212
LRS 16	☐	Protests on Local Lettings	213
LRS 17	☐	Substance Abuse Prevention Program	214
LRS 18	☐	Multigrade Cold Mix Asphalt	215
LRS 19	☐	Reflective Crack Control Treatment	216

Illinois Department of Transportation

Special Provisions

VoBG-2026-04

Local Public Agency	County	Section Number
Village of Buffalo Grove	Cook	26-00000-03-GM

The following Special Provision supplement the "Standard Specifications for Road and Bridge Construction", adopted January 1, 2022, the latest edition of the "Manual on Uniform Traffic Control Devices for Streets and Highways", and the "Manual of Test Procedures of Materials" in effect on the date of invitation of bids, and the Supplemental Specification and Recurring Special Provisions indicated on the Check Sheet included here in which apply to and govern the construction of the above named section, and in case of conflict with any parts, or parts of said Specifications, the said Special Provisions shall take precedence and shall govern.

2026 Parking Lot Improvements

TABLE OF CONTENTS
FOR CONTRACT SPECIAL PROVISIONS

General Conditions

1. General Conditions
2. Scope of Work
3. Definition of Village of Buffalo Grove
4. Clean Construction and Demolition Debris (CCDD) Material Disposal
5. JULIE Notification
6. Notice to Bidders
7. Prequalification of Bidders
8. Completion Date
9. Contract Sequencing
10. Construction Work Periods
11. Pre-Construction Meeting
12. Authority of the Engineer
13. Existing Hardscape
14. Use of Fire Hydrants
15. Dust Control
16. Traffic Control Plan
17. Maintenance of Roadways
18. Use of the Work Site
19. Indemnification
20. Insurance Requirements
21. Accidents
22. No Assignment
23. Default
24. Delays
25. Compliance With Laws
26. No Waiver of Rights
27. Termination of the Contract
28. Controlling Law and Venue
29. Miscellaneous
30. Application For Payment
31. Retainage and Waivers
32. Certified Payroll Reports
33. Monetary Penalties
34. Public Notification

35. Maintenance Bond

Special Provisions

1. Seal Coat (Asphalt Emulsion)
2. Traffic Control and Protection (Special)

General Conditions

1. General Conditions

It is the policy of the Municipality and other governing agencies to set standards for the performance of road and bridge construction. This contract shall expressly adhere to the 'Standard Specifications for Road and Bridge Construction', latest edition, and the 'Standard Specifications for Water and Sewer Main Construction in Illinois', latest edition, unless otherwise specified herein.

2. Scope of Work

The provisions of Article 104.02 of the Standard Specifications are hereby amended as follows: "The Village of Buffalo Grove (Village) expressly reserves the right to remove from or add to the project any portions thereof included in the 2026 Parking Lot Improvements. Such additions or reductions, if any, shall be made in writing by the Village prior to execution of the Contract Documents. Any addition or reduction in the scope of work required by the Village prior to the execution of the Contract Documents shall not result in an adjustment to the contract or to the price originally bid."

3. Definition of Village of Buffalo Grove

All references in the contract relating to the Department, Awarding Authority, Village of Buffalo Grove, Village etc. shall mean the Village of Buffalo Grove.

4. Clean Construction and Demolition Debris (CCDD) Material Disposal

Work under this item shall be performed in compliance with the Illinois Environmental Protection Agency (IEPA) guidelines in effect at the time of construction.

The Contractor will be required to make all arrangements for coordination and submission of the necessary documents with their chosen CCDD or other suitable disposal facility. Written confirmation of preliminary approval must be provided from the disposal facility and confirmed by the Owner as acceptable.

All surplus, clean material generated from the Contractor's activities must be disposed of at an IEPA permitted CCDD or otherwise acceptable facility. The Contractor is responsible for providing documentation to the Owner for each load hauled off-site showing the quantity of material and the location the material was disposed of.

Disposal of clean material not in compliance with these requirements will constitute breach of contract. If the Contractor fails to provide adequate documentation supporting the legal disposal of clean material according to this special provision, the Contractor shall be fined $1,000 per load of material and will assume all liability associated with material disposed of not in compliance with this special provision.

No extra compensation will be allowed to the Contractor for any expenses incurred complying with these requirements including but not limited to: delays, inconvenience, or interruptions in the work resulting from compliance with these requirements. All costs associated with material disposal shall be included into the appropriate unit bid prices for the work.

5. JULIE Notification

The Contractor shall call the Joint Utility Locating Information for Excavators (JULIE) (1-800-892-0123 or 811), a minimum of forty-eight (48) hours in advance of work being done in the area in accordance with Article 107.39 of the Standard Specifications.

For utilities which are not members, excluding homeowners, the Contractor shall contact the owners directly. The Contractor will be required to cooperate with all utility companies and municipal agencies involved in connection with the removal, temporary relocation, reconstruction or abandonment by these agencies of any and all services.

No additional compensation will be allowed the Contractor for any expense incurred by complying with these requirements, or because of delays, inconvenience or interruptions in his work resulting from the failure of the municipal agencies or utility company to remove, relocate, reconstruct or abandon their services.

6. Notice to Bidders

All bid proposals must be submitted electronically through the Village's BidNet online procurement system. Hard copy bids will not be accepted. As read results of the bids will be posted to the Village's webpage, www.vbg.org/bids as soon as possible following the bid opening. In order to submit a bid proposal, bidders shall:

a. Go to www.vbg.org/bids or www.bidnetdirect.com//villageofbuffalogrove
b. Click on the tab, Open Solicitations and select the project description, '2026 Cracksealing Project'.
c. Log in to your account and enter your total bid.
d. Include an attachment (up to 200 MB), the following bid documents only:
    i. Local Public Agency Formal Contract Proposal
    ii. Schedule of Prices
    iii. Local Agency Proposal Bid Bond
e. The following documents will be requested by the two (2) as read low bidders immediately following the bid opening:
    i. Apprenticeship or Training Program Certification
    ii. Affidavit of Illinois Business Office
    iii. Affidavit of Availability
    iv. Village of Buffalo Grove Public Contract Statements

All bid questions shall be in writing, and will be accepted up to Friday, February 20 at 9 AM.

All bids will be opened and read publicly via the Microsoft Teams video conferencing platform.
Please join on your computer, mobile app or room device
https://shorturl.at/mRCzM

7. Prequalification of Bidders

Bidders shall be prequalified with the Illinois Department of Transportation in accordance with Article 102.01 of the Standard Specifications and is required by all bidders.

All bidders are required to fully register with the Village of Buffalo Grove, including IRS Form W-9, at:

www.vbg.org/bids

Select the link 'Register Now'

Please contact BidNet Direct's Vendor Support department at 800-835-4603 (Option 2) for assistance in the registration process.

The Village of Buffalo Grove reserves the right to reject any or all proposals if the bidder does not comply with the requirements as stated herein.

8. Completion Date

The Contractor shall commence the work to be performed under this contract, on or near Monday, June 1, 2026. The work shall be prosecuted in such a manner and with such a supply of materials, equipment and labor as considered necessary to ensure its completion according to the time specified in the contract. The Contractor shall have five (5) working days from the actual date the Contractor begins work to complete this project.. All work shall be completed, regardless of the actual start date by Friday, June 19, 2026, including punch list items, as defined in Article 108.04 of the Standard Specifications.

In case of failure to complete the work on time, the provisions of Article 108.09 of the Standard Specifications shall apply following the calendar day schedule of deductions.

The estimated Village Board award date for this project is Monday, March 16, 2026.

9. Contract Sequencing

The Contractor shall notify the Engineer at least 72 hours in advance of beginning work and 72 hours prior to construction commencement on each subsequent parking lot.

Work shall be scheduled so that it is continuous at each various parking lot. The intent is that the proposed pavement markings shall immediately follow seal coating operations. The Contractor is responsible for maintaining a minimum of fifty (50) percent of each respective location available parking at all times. The Contractor and approved Subcontractor(s) shall, at all times, employ and provide sufficient labor, tools, equipment, and other incidental items for prosecuting the work to full completion in the manner and time required by the contract.

All work at the Old Public Works building and Forestry Drive (51 Raupp Blvd) shall be done in a sequence that always allows access to one of the entrance and exit doors out the East and West side of the building as this is a current, active, Fire Station. As such this location should be anticipated to have work occur over multiple days to allow for the facility to remain functional in case of an emergency.

The Contractor shall be aware that there are four (4) locations at The Old Public Works building (51 Raupp Blvd), and one (1) location at Fire Station 26 that require pavement patching prior to seal coating and striping. This work will be performed and is included in another Village contract. No work shall be completed at these two locations prior to the Engineer giving authorization to proceed.

10. Construction Work Periods

Construction operations shall be completed in accordance with Article 107.09 of the Standard Specifications. All work shall be confined to the period beginning at 7:00 AM and ending at 6:00 PM on weekdays. No work shall be done on weekends or legal holiday periods as defined in Article 107.09 of the Standard Specifications.

Any work outside the allowed time periods specified including but not limited to, material deliveries, mobilization of equipment, warming up machinery, and mobilization of equipment, a penalty of $1,000 per occurrence may be imposed.

11. Pre-Construction Meeting

Prior to commencing any construction operations, there shall be a pre-construction meeting. The Owner or Engineer will set the time and date of the meeting following Contract award.

The following shall be submitted by the Contractor for review at the pre-construction meeting:

A Progress Schedule in accordance with Article 108.02.

The 24-hour emergency phone number and contact information of the assigned Contractor's superintendent, or otherwise.

The name and 24-hour emergency phone number of the person in the direct employ of the Contractor who is responsible for administrating the Traffic Control and Protection on the Contract

A list of subcontractors with contact information, including but not limited to name, phone number, and email address, and include quantity and type of work to be sublet for each respective subcontractor in accordance with Article 108.01 of the Standard Specifications.

A list of proposed sources of material.

Hot-mix asphalt and concrete mix designs, and respective quality control plans.

Any applicable shop drawing submittals.

12. Authority of the Engineer

Revise Article 105.01 Authority of Engineer to read:

"All work shall be done in accordance with the requirements of the Contract, the Engineer shall have the right, but not the obligation, to observe all work. The Engineer shall decide all questions that arise as to the interpretation of the Plans and Specifications and as to disputes and mutual rights between Contractors under the Specifications. The Engineer shall advise the Village of Buffalo Grove as to the quality and acceptability of materials furnished and work performed, rate of progress of the work, and acceptable fulfillment of the Contract. The Engineer will determine the amount of materials furnished and work performed. The Engineer's advice and determinations shall be conditions precedent to the right of the Contractor to receive money due the Contractor under the Contract."

"The Engineer will notify the Contractor in writing if the work is to be suspended by the Village of Buffalo Grove wholly or in part due to the failure of the Contractor to carry out provisions of the contract; for failure to carry out orders; for such periods due to unsuitable weather; for conditions considered unsuitable for the prosecution of the work or for any other condition or reason deemed to be in the public interest."

"In case of failure on the part of the Contractor to execute work as directed by the Engineer, the Village of Buffalo Grove may, at the expiration of a period of 48 hours after giving notice in writing to the Contractor, proceed to execute such work as may be deemed necessary, and the cost thereof shall be deducted from compensation due or which may become due to the Contractor under the contract."

The Engineer shall not assume any of the responsibilities of the Contractor's superintendent or of subcontractors; shall not expedite the work for the Contractor; and shall not advise on, or issue directions concerning aspects of construction means, methods, techniques, sequences or procedures, or safety precautions in connection with the work.

13. Existing Hardscape

Any damage to existing hardscape from tracked equipment or due to the Contractor's negligence, workmanship, or neglect shall be replaced at the Contractor's expense. It is recommended rubber tired or rubber-tracked equipment is used. Any unwarranted disturbance to the existing hardscape to remain will warrant repairs made joint to joint and in conformance with the contract documents. The Engineer and Village shall determine the limits of removal and replacement, and all work shall be completed to their satisfaction.

The Contractor shall protect existing facilities by means and methods acceptable to the Engineer. All costs associated to comply with this specification shall be considered as included in the unit prices bid and no additional compensation shall be allowed.

14. Use of Fire Hydrants

The indiscriminate use of fire hydrants is strictly prohibited. The Contractor can obtain non-potable water in bulk for a charge at Buffalo Grove's self-serve Water Station located at 851 Krause Drive. There is a credit card reader attached to the station for payment. The Contractor shall provide a water truck or containment and driver to obtain and transport the water. If it is determined that the Contractor or its subcontractors operate or use a Village fire hydrant, a monetary penalty of $1,000 per occurrence that will be imposed.

15. Dust Control

The Contractor shall be required to control dust or air-borne dirt resulting from construction operations by utilizing a mechanical street sweeper on all pavement within or adjacent to the project work zone throughout the duration of the project. The resulting debris shall be disposed of off-site in accordance with Article 202.03 of the Standard Specifications. Individual fire hydrant use shall not be permitted to control dust at specific locations. The Contractor shall provide dust control operations daily or as directed by the Engineer.

The cost of this work shall be included in the unit prices bid and no additional compensation shall be allowed to control dust as specified herein.

16. Traffic Control Plan

Effective: September 30, 1985
Revised: January 1, 2007

Traffic Control shall be according to the applicable sections of the Standard Specifications, the Supplemental Specifications, the "Illinois Manual on Uniform Traffic Control Devices for Streets and Highways", any special details and Highway Standards contained in the plans, and the Special Provisions contained herein.

Special attention is called to Article 107.09 of the Standard Specifications and the following Highway Standards, Details, Quality Standard for Work Zone Traffic Control Devices, Recurring Special Provisions and Special Provisions contained herein, relating to traffic control.

Delays to the Contractor caused by complying with these requirements will be considered included in the cost of the contract, and no additional compensation will be allowed.

Standards
701301, 701501, and 701901

Details
701301-04 Lane Closure, 2L, 2W, Short Time Operations
701501-06 Urban Lane Closure 2L, 2W, Undivided
701901-08 Traffic Control Devices

Special Provisions
Dist 1 - Maintenance of Roadways
LRS 3 – Work Zone Traffic Control Surveillance
LRS 4 – Flaggers in Work Zones
BDE – Vehicle and Equipment Warning Lights
BDE – Work Zone Traffic Control Devices

17. Maintenance of Roadways

Effective: September 30, 1985
Revised: November 1, 1996

Beginning on the date that the Contractor begins work on this project, he shall assume responsibility for normal maintenance of all existing roadways within the limits of the improvement. This normal maintenance shall include all repair work deemed necessary by the Engineer, but shall not include snow removal operations. Traffic control and protection for maintenance of roadways will be provided by the Contractor as required by the Engineer.

If items of work have not been provided for in the contract, or otherwise specified for payment, such items, including the accompanying traffic control and protection required by the Engineer, will be paid for in accordance with Article 109.04 of the Standard Specifications.

18. Use of the Work Site

Contractor shall use the Work Site solely to complete the Work and such related activities as may be authorized or directed by the Village. Except as provided herein, Contractor shall not (nor shall Contractor cause or permit any employee or person under Contractor's control) to display or broadcast commercial, political, or religious messages or advertisements of any nature at the Work Site or in connection with the Work. The foregoing shall not be construed to prohibit the following at the Work Site or in connection with the Work: (a) the use of equipment, materials, or other items (*e.g.* personnel uniforms and clothing) that identify the Contractor (such as by displaying the Contractor's name, logo, slogan, contact information, or similar messages) or that identify the maker or supplier of such equipment, material, or item; or (b) the use or display of signs, flags, cones, traffic control devices, markers, or other similar devices that reasonably relate to the Work, Work Site safety, public safety, or regulatory compliance; or (c) personal speech, religious practice, or expression by any individual performing Work or at the Work Site; or (d) upon written approval or direction of the Village, the display of information regarding the sponsor of the Work or funding sources for the Work.

In addition, Contractor shall not (nor shall Contractor require or permit its personnel, subcontractors, or subcontractors' personnel to) conduct any prohibited political activity at the Work Site or while performing the Work. Contractor and its personnel or subcontractors (including any subcontractor's personnel) shall not intentionally or knowingly use the Work Site or any other property or resources of the Village in connection with any prohibited political activity. For purposes of this section, the term "prohibited political activity" shall have the meaning set forth in Section 5 of the State Officials and Employees Ethics Act, 5 ILCS 430/1-5.

19. Indemnification

To the fullest extent permitted by law, the Contractor agrees to defend, pay on behalf of, indemnify, and hold harmless the Village, its elected and appointed officials, agents, employees and volunteers and others working on behalf of the Village against any and all claims, demands, suits or loss, including all costs connected therewith, and for any damages which may be asserted, claimed or recovered against or from the Village, its elected and appointed officials, agents, employees and volunteers and others working on behalf of the Village, by reason of personal injury, including bodily injury and death, and/or property damage, whether damage to property of the Village or of a third party, including loss of use thereof, which arises out of or is in any way connected or associated with the Contract and the Work.

For this project, the Village also hired a Consultant, Gewalt Hamilton Associates. The Contractor shall indemnify the Consultant in the same manner as the Village, as stated above.

20. Insurance Requirements

12.04.080 - Insurance.

A. Required Coverages and Limits. Unless otherwise provided by franchise, license, or similar agreement, each Contractor occupying right-of-way or constructing any facility in the right-of-way shall secure and maintain the following liability insurance policies insuring the Contractor as named insured and naming the Village, and its elected and appointed officers, officials, agents, and employees as additional insureds on the policies listed in subsection (A)(1) and (A)(2) of this section:

    1. Commercial general liability insurance, including premises-operations, explosion, collapse, and underground hazard (commonly referred to as "X," "C," and "U" coverages) and products-completed operations coverage with limits not less than:

    a. Five million dollars for bodily injury or death to each person,

    b. Five million dollars for property damage resulting from any one accident, and

    c. Five million dollars for all other types of liability;

    2. Automobile liability for owned, non-owned and hired vehicles with a combined single limit of one million dollars for personal injury and property damage for each accident;

    3. Worker's compensation with statutory limits; and

    4. Employer's liability insurance with limits of not less than one million dollars per employee and per accident.

    If the Contractor is not providing such insurance to protect the contractors and subcontractors performing the work, then such contractors and subcontractors shall comply with this section.

B. Excess or Umbrella Policies. The coverages required by this section may be in any combination of primary, excess, and umbrella policies. Any excess or umbrella policy must provide excess coverage over underlying insurance on a following-form basis such that when any loss covered by the primary policy exceeds the limits under the primary policy, the excess or umbrella policy becomes effective to cover such loss.

C. Copies Required. The Contractor shall provide copies of any of the policies including all endorsements or certificates required by this section to the Village within ten calendar days following receipt of a written request therefor from the Village.

D. Maintenance and Renewal of Required Coverages. The insurance policies required by this section shall contain the following endorsement:

    "It is hereby understood and agreed that this policy may not be canceled nor the intention not to renew be stated until thirty (30) calendar days after receipt by the Village, by registered mail or certified mail, return receipt requested, of a written notice addressed to the Village Manager of such intent to cancel or not to renew."

Within ten (10) calendar days after receipt by the Village of said notice, and in no event later than ten (10) calendar days prior to said cancellation, the Contractor shall obtain and furnish to the Village evidence of replacement insurance policies meeting the requirements of this section.

E. Self-Insurance. A Contractor may self-insure all or a portion of the insurance coverage and limit requirements required by subsection A of this section. A Contractor that self-insures is not required, to the extent of such self-insurance, to comply with the requirement

for the naming of additional insureds under subsection A of this section, or the requirements of subsections B through D of this section. A Contractor that elects to self-insure shall provide to the Village evidence sufficient to demonstrate its financial ability to self-insure the insurance coverage and limit requirements required under subsection A of this section, such as evidence that the Contractor is a "private self-insurer" under the Workers Compensation Act.

F. Effect of Insurance and Self-Insurance on Contractor's Liability. The legal liability of the Contractor to the Village and any person for any of the matters that are the subject of the insurance policies or self-insurance required by this section shall not be limited by such insurance policies or self-insurance or by the recovery of any amounts thereunder.

G. Insurance Companies. All insurance provided pursuant to this section shall be effected under valid and enforceable policies, issued by insurers legally able to conduct business with the licensee in the State of Illinois. All insurance carriers and surplus line carriers shall be rated "A-" or better and of a class size "X" or higher by A.M. Best Company.

H. Verification of Coverage. Contractor shall furnish the Village with certificates of insurance naming the Village, its officials, agents, employees, and volunteers as additional insured's and with original endorsements, affecting coverage required herein. The certificates and endorsements for each insurance policy are to be signed by a person authorized by that insurer to bind coverage on its behalf. The certificates and endorsements are to be received and approved by the Village before any work commences. The Village reserves the right to request full certified copies of the insurance policies and endorsements.

I. Subcontractors. Contractor shall include all subcontractors as insured's under its policies or shall furnish separate certificates and endorsements for each subcontractor. All coverage's for subcontractors shall be subject to all of the requirements stated herein.

J. Assumption of Liability. The contractor assumes liability for all injury to or death of any person or persons including employees of the contractor, any subcontractor, any supplier or any other person and assumes liability for all damage to property sustained by any person or persons occasioned by or in any way arising out of any work performed pursuant to the Contract.

K. Workers' Compensation and Employers' Liability Coverage. The insurer shall agree to waive all rights of subrogation against the Village of Buffalo Grove, its officials, employees, agents and volunteers for losses arising from work performed by Contractor for the municipality.

L. Failure to Comply. In the event the Contractor fails to obtain or maintain any insurance coverage's required under this contract, The Village may purchase such insurance coverage's and charge the expense thereof to the Contractor.

Nothing contained herein is intended to constitute, nor shall it constitute a waiver of the rights, defenses and/or other immunities provided or available to the Village under law including, but not limited to, the Local Governmental and Governmental Employees Tort Immunity Act.

21. Accidents

In the event of any accident of any kind that involves the general public or property of the Village or a third party, the Contractor shall immediately notify the Village by phone as well as provide Notice of the same. The Notice shall include a full accounting of all details of the accident. The Contractor shall furnish the Village with copies of all reports of such accidents at the same time that the reports are forwarded to any other interested parties.

22. No Assignment

If the Contractor sublets or assigns any part of the Work then the Contractor shall not under any circumstances be relieved of its liabilities hereunder. All transactions of the Village shall be with the Contractor. Subcontractors shall be recognized only in the capacity of employees or workmen and shall be subject to the same requirements as to character and competence. The Contractor shall not assign, transfer, convey, sell or otherwise dispose of the whole or any part of this Contract to any person, firm or corporation without written consent of the Village or authorized representative.

23. Default

The following shall constitute a default an "Event of Default" by the Contractor under this Contract:

A. If the Contractor shall fail to strictly observe or perform one or more of the terms, conditions, covenants and agreements of this Contract;

B. If there shall be placed on any property owned by the Village any mechanics', materialmens' or suppliers' lien;

C. If there shall be instituted any proceeding against the Contractor seeking liquidation, dissolution or similar relief and the same shall not be dismissed within forty-five (45) calendar days;

D. If there shall be appointed any trustee, receiver or liquidator of the Contractor and such appointment shall not have been vacated within forty-five (45) calendar days; and

E. If the Contractor fails to maintain or obtain any and all permits, licenses and the like, if any, required by the Village, State or Federal governments for the Work.

Upon any Event of Default the Village shall have the option of (**i**) terminating the Contract; (**ii**) pursuing any remedy available to it at law or in equity; or (**iii**) pursuing both simultaneously. In addition, upon an Event of Default, the Village may withhold payments due to the Contractor until it has hired a replacement of the Contractor and deducted all costs of hiring a replacement.

24. Delays

The Contractor shall not be liable in damages for delays in performance when such delay is the result of fire, flood, strike, acts of God, or by any other circumstances which are beyond the control of the Contractor; provided, however, under such circumstances the Village may, at its option, cancel the Contract.

25. Compliance With Laws

The Contractor shall comply with all applicable laws, regulations and rules promulgated by any federal, state, local, or other governmental authority or regulatory body pertaining to all aspects of the Work, now in effect, or which may become in effect during the performance of the Work. The scope of the laws, regulations, and rules referred to in this paragraph includes, but is in no way limited to, the Illinois Human Rights Act, Illinois Equal Pay Act of 2003, Occupational Safety & Health Act along with the standards and regulations promulgated pursuant thereto (including but not limited to those safety requirements involving work on elevated platforms), all forms of traffic regulations, public utility, Interstate and Intrastate Commerce Commission regulations, Workers' Compensation Laws, Public Construction Bond Act, Public Works Preference Act, Employment of Illinois Workers on Public Works Act, USA Security Act, federal Social Security Act (and any of its titles), and any other law, rule or regulation of the Illinois Department of Labor, Department of Transportation, Illinois Environmental Protection Act, Illinois Department of Natural Resources, Illinois Department of Human Rights, Human Rights Commission, EEOC, and the Village of Buffalo Grove. Notwithstanding the following, the Contractor shall particularly note that:

A. NO DISCRIMINATION – The Contractor shall comply with the provisions of the Illinois Public Works Employment Discrimination Act and the Illinois Human Rights Act/Equal Opportunity Clause which, pursuant to Illinois law, are deemed to be part of this Contract.

B. FREEDOM OF INFORMATION - The Contractor agrees to furnish all documentation related to the Contract, the Work and any documentation related to the Village required under an Illinois Freedom of Information Act (ILCS 140/1 et. seq.) ("FOIA") request within five (5) calendar days after the Village issues Notice of such request to the Contractor. The Contractor agrees to defend, indemnify and hold harmless the Village, and agrees to pay all reasonable costs connected therewith (including, but not limited to attorney's and witness fees, filing fees and any other expenses) for the Village to defend any and all causes, actions, causes of action, disputes, prosecutions, or conflicts arising from Contractor's actual or alleged violation of FOIA or the Contractor's failure to furnish all documentation related to a FOIA request within five (5) calendar days after Notice from the Village for the same. Furthermore, should the Contractor request that the Village utilize a lawful exemption under FOIA in relation to any FOIA request thereby denying that request, Contractor agrees to pay all costs connected therewith (such as attorneys' and witness fees, filing fees and any other expenses) to defend the denial of the request. This defense shall include, but not be limited to, any challenged or appealed denials of FOIA requests to either the Illinois Attorney General or a court of competent jurisdiction.

C. ILLINOIS WORKERS ON PUBLIC WORKS ACT - To the extent applicable, the Contractor shall comply with the Illinois Workers on Public Works Act, 30 ILCS 570/1 et seq., and shall provide to the Village any supporting documentation necessary to show such compliance.

D. NOT A BLOCKED PERSON - The Contractor affirms and covenants that neither the Contractor nor any individual employed by the Contractor for this Work or under this Contract is a person forbidden from doing business with a unit of local government under Executive Order No. 13224 (Sept 23, 2001), 66 Fed.Reg. 49,079 (Sept 23, 2001) or is a person registered on the Specially Designated Nationals and Blocked Persons List. The Contractor shall indemnify the Village from all costs associated with failure to comply with this paragraph.

E. SUBSTANCE ABUSE PREVENTION ON PUBLIC WORKS ACT - The Contractor knows, understands and acknowledges its obligations under the Substance Abuse Prevention on Public Works Act (820 ILCS 265/1 et seq.), and shall comply and require all subcontractors and lower tiered contractors to comply with the requirements and provisions thereof.

26. No Waiver of Rights

A waiver by the Village of any Event of Default or any term of provision of this Contract shall not be a waiver of the same Event of Default, another Event of Default or any other term or provision of this Contract.

27. Termination of the Contract

Voluntary Termination. Notwithstanding any other provision hereof, the Village may terminate this Contract during the Initial Term with or without cause, at any time upon thirty (30) calendar days prior written notice to the Contractor.

Termination for Breach. Either party may terminate this Contract upon written notice to the other party following material breach of a material provision of this Contract by the other party if the breaching party does not cure such breach within fifteen (15) calendar days of receipt of written notice of such breach from the non-breaching party.

28. Controlling Law and Venue

This Contract is entered into in the State of Illinois, for work to be performed in the State of Illinois and shall be governed by and construed in accordance with the laws of the State of Illinois. Any legal matters or dispute shall be resolved in the Circuit Court of Cook County and the Parties hereby submit to the jurisdiction of such Circuit Court. This Contract shall be construed without regard to any presumption or other rule requiring construction against the Party causing the Contract to be drafted.

29. Miscellaneous

A. AMENDMENT – This Contract may be amended only in writing executed by both Parties.

B. NO RECORDING – This Contract, or a memorandum thereof, may not be recorded in any form by either Party. If either Party records this Contract, or a memorandum thereof, they shall immediately file a release of the same.

C. SECTION HEADINGS – The headings in the Contract are intended for convenience only and shall not be taken into consideration in any construction or interpretation of the Contract.

D. NO THIRD PARTY BENEFICIARIES – This Contract does not confer any rights or benefits on any third party.

E. BINDING EFFECT – This Contract shall be binding and inure to the benefit of the Parties hereto, their respective legal representatives, heirs and successors-in-interest.

F. ENTIRE AGREEMENT – This Contract supersedes all prior agreements and understandings and constitutes the entire understanding between the Parties relating to the subject matter hereof.

G. SEVERABILITY - If any term, condition or provision of the Contract is adjudicated invalid or unenforceable, the remainder of the Contract shall not be affected and shall remain in full force and effect, to the fullest extent permitted by law.

H. TORT IMMUNITY DEFENSES - Nothing contained in this Contract is intended to constitute nor shall constitute a waiver of the rights, defenses, and immunities provided or available to the Village under the Local Governmental and Governmental Employees Tort Immunity Act, 745 ILCS 10 *et seq*.

30. Application For Payment

At least once each month, the Engineer will make a written estimate of the quantity of work performed in accordance with the Contract, and the value thereof at the contract unit prices according to Article 109.02 of the Standard Specifications. For each pay period, the quantity cut off will be the first Saturday of each month. During the second week, the Engineer and Contractor will agree to the quantities completed to-date. The Contractor shall submit an agreed upon invoice electronically to the Engineer by the end of the working day of the third Monday of the month. The Village will begin their payment process and will result in the review of the payment at the next regularly scheduled Village Board meeting. Prior to the release of payment, the Contractor shall submit electronically, all certified payroll reports, applicable waivers, and a notarized and signed clarifying statement for Village Attorney review and subsequent approval. Prior to the release of the check, hard-copies of all applicable waivers and the clarifying statement shall be received by the Village.

All payments under this Contract must be approved by the Village Board at a regularly scheduled meeting. The Village reserves the right to request any receipts, invoices, proof of payments as the Village, in its sole discretion, may deem necessary to justify the payment requested prior to paying the requested payment. A Final Lien Waiver from the Contractor, its subcontractors, and all material suppliers shall be furnished with the final application for payment.

The Contractor acknowledges that the Village is a unit of local government and that all payments under the Contract are subject to the Local Government Prompt Payment Act, 50 ILCS 505 et seq. To that extent, the Village shall have forty-five calendar (45) days from receipt of a bill or invoice to pay the same before it is considered late under the Contract. Interest, if any, charged for any late payments will be subject to the interest rate caps specified in the Prompt Payment Act.

31. Retainage and Waivers

The Village of Buffalo Grove has the option to retain from the amount due to the Contractor a maximum of ten percent (10%) from each pay request. The Contractor may request the retainage be reduced and provide reasoning for such reduction in writing to the Village. The Village has the option to accept or deny the request and shall be considered final. The retainage may be held until the Village determines the project to be final and accepted, at which time any warranty or maintenance period shall commence.

The Contractor shall submit, for each pay request submittal, original partial or final waivers from all subcontractors and material suppliers for the work payment is requested from the Village; trailing waivers will not be permitted. The Village will not remit payment to the Contractor until all original hard-copies of waivers for the work the Contractor is requesting payment for are received and reviewed. To help expedite the process, the Village is willing to review draft waivers after the invoice has been submitted for the pay request. When the draft waivers are reviewed and found acceptable, and the check is cut according to the Village's Warrant schedule, then the check and final waivers can be exchanged accordingly.

32. Certified Payroll Reports

Pursuant to PA 100-1177 the Illinois Department of Labor (IDOL) has activated an electronic database (Payroll Portal) capable of accepting and retaining certified payrolls submitted under the State of Illinois Prevailing Wage Act (820 ILCS/130/1). All contractors and subcontractors completing work for the Village of Buffalo Grove pursuant to the Act must submit all certified payroll through the IDOL Payroll Portal.

The Village is an Illinois unit of local government and the Work hereunder is subject to the Illinois Prevailing Wage Act, 820 ILCS 130/0.01, et seq. Consequently, the Contractor and each subcontractor shall submit with their application for payment(s) the email certification received from their IDOL Payroll Portal submittal with each of their pay requests. Any delay in processing the payments due to a lack of aforementioned email certification shall not be an event of default by the Village and shall not excuse any delay by the Contractor who shall proceed with the Work as if no delay in payment has occurred. The Contractor and Village shall agree to take any further steps not outlined above to ensure compliance with the Prevailing Wage Act. Upon two business days' Notice, the Contractor and each subcontractor shall make available to the Village their records to confirm compliance with the Prevailing Wage Act. Finally, to ensure compliance with Prevailing Wage Act, the Contractor and each subcontractor shall keep for a period of not less than 5 years after the Work has been completed records of all laborers, mechanics, and other workers employed by them for the Work; the records shall include each worker's name, address, telephone number, classification or classifications, the hourly wages paid in each period, the number of hours worked each day, the starting and ending times of work each day and, when available, last four digits of the social security number. The Contractor shall provide a list of every name, address, phone number and email of every sub-contractor for the Work.

If the contractor must submit the payroll to the Village of Buffalo Grove for reasons outside of their control, the Village requests that the Contractor submit all certified payroll reports, including subcontractors, and EEO reporting be sent electronically in separate files for each

respective Contractor/subcontractor with the weeks ending date in the file name to amdow@vbg.org (i.e. Contractor Name Week Ending.pdf) as shown in the sample letter in Exhibit D.

The Contractor is responsible for providing all records in accordance with the Illinois Department of Labor's (IDOL) requirements pertaining to the Prevailing Wage Act on the standard IDOL form. Only the last four (4) digits of the employee's social security number will be required; the remaining digits shall be "X" or redacted. To complete the certified payroll request for release of payment, the Contractor must supply a signed and notarized written statement that all necessary documentation has been turned over for the pay period pertaining to that payment requested.

Under P.A. 98-0328, the public body must retain copies of the certified payroll for 5 years rather than 3 years as was the case previously. The Illinois Department of Labor (IDOL) has created model certified payroll forms which can be found at the IDOL website www.illinois.gov/idol. the new form consists of three pages identified as the "certified transcript of payroll affidavit" and "certified transcript of payroll instructions". The new forms on the IDOL website can be filled in online and then printed out. under P.A. 98-0482, contractors and subcontractors will have to provide additional information with respect to working hours, wage rates, overtime rates and fringe benefits. The IDOL's model certified payroll forms are the most current forms for compliance with P.A. 98-0482 and should be used in public works contracts.

33. Monetary Penalties

All work shall be completed in accordance with the Contract Documents in a reasonable and timely manner. For each occurrence that work is not completed in a reasonable and timely manner, a monetary penalty will be deducted from the final pay application. The Contractor shall make themselves and all subcontractors aware of the following deficiency and deductions:

Description	Penalty	Per Occurrence
Failure to Sweep Roadway	$2,000	Calendar Day
Failure to Maintain Trench	$250	Calendar Day
Failure to Adhere to Period of Establishment Requirements	$250	Calendar Day
Distributing Unapproved Resident Notices	$100	Household
Failure to Distribute Notices in a Timely Manner	$100	Household
Failure to Distribute Notice to Resident	$100	Household
Failure to Provide Access in a Timely Manner	$250	Household Per Day
Failure to Provide Weekly Update to Engineer	$1,000	Per Occurrence
Failure to Attend a Scheduled Weekly Meeting	$1,000	Per Occurrence
Failure to Respond in a Timely Manner to a Resident	$250	Calendar Day
Failure to Ramp Roadway or Driveway	$250	Household/Roadway Per Day
Use of Fire Hydrant or Valve	$1,000	Each
Failure to Provide Maintenance of Roadway in a Timely Manner as Determined by the Engineer	$1,000	Calendar Day
Entering Private Property	$500	Per Occurrence
Failure to Provide Portable Facilities	$100	Calendar Day
Illicit Discharge of Silt or Construction Debris	$1,000	Per Occurrence
Failure to Submit Shop Drawings on Time	$500	Per Occurrence
Failure to Maintain Erosion and/or Sediment Control Devices	$1,000	Per Occurrence
Working Outside Allowable Work Hours	$1,000	Per Occurrence

At the discretion of the Engineer and without notice, the Contractor shall have deducted the monetary penalty amount as listed above for each occurrence on the final pay application.

34. Public Notification

The Contractor shall be required to provide and distribute letters to residents or business owners anytime access will be affected to a home or utility service is interrupted. This general condition shall only apply when access will be directly affected for greater than four (4) hours, or as directed by the Engineer. Public notification shall not be required for every residence within the project limits.

Letters shall be typed on standard 8.5" x 11" paper and an envelope may or may not be used. All letters, including those written and distributed by a subcontractor, shall be printed on the General Contractor's letterhead and shall include the name, address, and telephone number of the General Contractor's person in charge.

Letters shall be taped to a non-painted surface using painters tape or approved equal, and will be placed in as many locations as needed to ensure they will be visible to residents. Distributing letters via mailbox is discouraged, however, must be compliant with all United States Postal Service federal regulations. Notification letters shall include but is not limited to the following:

- Exact day and time work is to begin that will affect access (weather permitting).
- How the resident will know they may resume normal access to their property.
- The anticipated length of the closure (no more than one week will be permitted).
- Specific location where parking is permitted, both overnight and during the working day (as signed and normally permitted during daytime).
- The Village of Buffalo Grove Police Department has been notified that overnight parking will be permitted. (It shall be the responsibility of the Contractor to confirm this with the Village.)
- The Contractor will go door-to-door the moment prior to work is to begin to ensure all accommodations are made.
- General Contractor's person in charge name and contact information for additional information or specific requests.
- If applicable, provide Resident flushing procedures (following reconnection of the water service, resident to flush inside of the house via the bath or utility sink for ten minutes prior to consumption).

Notification letters shall be distributed a minimum of 24 hours prior to access being affected or otherwise. If this requirements is not met, work shall not commence. All letters must be approved by the Village or Engineer prior to and for each individual distribution. Additional letters may be required when weather or other unforeseen circumstances change the schedule. When requested, the Contractor is required to return or provide correspondence from a resident within 24 hours.

Under special circumstances, the Village, may choose to write a notification letter and the Contractor shall still be responsible for delivering the letter as specified herein. An example of a resident notification letter can be found in Appendix A.

The Contractor must comply with all of the above-mentioned statements otherwise a monetary penalty of $100 per household, per calendar day shall be imposed.

35. Maintenance Bond

The Contractor will be required to post a Maintenance Bond for a period of One Year (1-yr) from date of final acceptance by the Village. Final acceptance will be the date the Final Payment is made to the Contractor. The bond shall be in a form acceptable to the Village in the amount of 10% (ten percent) of the awarded contract value. Unless under emergency situations, the Village will offer the Contractor the ability to fix or repair any item prior to the bond being called. If the Contractor elects to perform the repairs themselves, all work must be complete within 14 calendar days of notice from the Village or the Village reserves the right to perform the repairs themselves.

The Maintenance Bond shall cover all necessary repairs or replacements as deemed necessary by the Village due to poor workmanship, failed materials, settlement of trenches, excessively spalled, chert popped or cracked concrete, storm and water main failures, restoration establishment, and other items as completed by the Contractor.

All required pavement repairs shall be from curb line to the nearest cold joint. Pavement repairs shall have all joints routed and filled with crack seal material including along the edge of pavement 1 month after installation.

If the Contractor elects to not perform the repairs or does not perform them in the time allotted the Village will perform the work and collect from the bond any damages incurred by the Village to perform the repairs.

Special Provisions

1. Seal Coat (Asphalt Emulsion)

This work shall include all labor, material, and equipment necessary to complete cleaning of the applicable surface area and applying a double course of emulsified asphalt seal coat, at locations marked by the Engineer in accordance with Section 403 of the Standard Specifications and as specified herein.

The Contractor shall submit for approval, the manufacturer's specifications and application instructions for the material proposed prior to implementation into the project.

The areas to be seal coated shall be free of dust, dirt, and all foreign material by sweeping, blowing, or flushing with water, or the combination of the three. The Contractor shall treat oil spots with Petroseal or approved equal.

Materials:

a. Emulsified Asphalt Seal Coat, GSB-88 Sealer/Binder, Sealmaster Polymer Modified Masterseal Ultra Blend, or approved equal, shall conform to the following requirements and installed per the manufacturer's recommendation:

   i. Federal Specifications P-608.
   ii. The emulsified asphalt seal coat shall conform to ASTM D-244.
   iii. The Contractor will provide a certification with each emulsion delivery, indicating compliance with above requirements.
   iv. Water used, as diluents, shall be potable and free of excessive minerals and contaminants.

Sand aggregate shall be fused ferro-alumino-silicate of complex composition; free to clay and organic matter. Material shall be of a consistent chemistry and specific gravity to provide high breakdown resistance. Sand aggregate shall be chemically inert, fracture rough angular particles, Moh's Mineral Hardness Scale 6-7, black in appearance, and moisture free and non-absorbing.

The rejuvenating sealer/binder shall be applied using a standard bituminous distributor that is properly modified to apply the aggregate and sealer/dinger in a one continuous step operation. The equipment must be in good working order and contain no contaminates or dilutants in the tank. Distributor bar tips must be clean, free of burrs, and adjusted for regulated flow rates and constant pressure for leaks and to ensure it is in working order prior to use. The sanding unit for application of sand must be permanently attached to the distributor truck. It is imperative that the sanding be done immediately upon application of the material to the asphaltic surface. Separate truck sanding operations will not be acceptable.

A double coat system shall be applied. Rate of application shall be determined by the texture, porosity, and age of the asphalt to be sealed. The rate of application can vary from 0.10 to 0.18 gallons per square yard. The average rate will generally be from 0.12 to 0.15 gallons per square yard. The optimum application rate shall be determined by the Engineer.

The sealer/binder shall not be applied to wet or damp pavement surfaces. Do not apply during rainy or damp weather, or when rain is anticipated within four to eight hours after application is completed in its entirety. Pavement surface temperatures shall be a minimum of 40 degrees Fahrenheit and rising.

Under normal conditions, cure time for rejuvenating sealer/binder is two to eight hours. Sheltered or shady areas may require longer cure times. Traffic control shall be maintained until material is fully cured.

Under no circumstances shall Emulsified Coal Tar be used.

This work will be measured in place and paid for at the contract unit price per square yard for SEAL COAT (ASPHALT EMULSION), which shall include all labor, material, and equipment required to complete the work as specified herein.

2. Traffic Control and Protection (Special)

Traffic Control shall be according to the applicable sections of the Standard Specifications, the Supplemental Specifications, the "Illinois Manual on Uniform Traffic Control Devices for Streets and Highways", any special details and Highway Standards contained in the plans, and the Special Provisions contained herein.

Special attention is called to Article 107.09 of the Standard Specifications and the following Highway Standards, Details, Quality Standard for Work Zone Traffic Control Devices, Recurring Special Provisions and Special Provisions contained herein, relating to traffic control.

Delays to the Contractor caused by complying with these requirements will be considered included in the cost of the contract, and no additional compensation will be allowed.

Standards
701301, 701501, and 701901

Details
TC-13 District One Typical Pavement Markings

Special Provisions
Dist 1 - Maintenance of Roadways
Traffic Control Plan
LRS 3 – Work Zone Traffic Control Surveillance
LRS 4 – Flaggers in Work Zones
BDE – Vehicle and Equipment Warning Lights
BDE – Work Zone Traffic Control Devices

No roads or segments shall be closed without prior written approval from the Village and Engineer. The Contractor must present to the Engineer, a detour plan with a detailed description addressing how access will be maintained and all applicable signage. Submittal of a road closure request to the Engineer does not guarantee approval. Any additional traffic control devices required for road closures per the Contractor's request shall not be paid for separately but shall be included in the cost of the contract.

The Contractor shall be properly advised of the regulated weight limits within the surrounding areas of the project. No additional compensation in time or monetary value will be allowed. The Village of Buffalo Grove Police Department requires permits for Overweight/Over-Sized Trucks or Vehicles. The Contractor can find additional information at www.vbg.org/645/Truck-Enforcement or by calling (847) 459-2560.

Temporary "No Parking" signs must be approved by the Engineer prior to installation and the Village must be notified for each individual use or occurrence. The temporary signs must be POSTED AND DATED at least 24 hours before the intended date of use and shall be a minimum size of 8.5"x11", with a contrasting background and be lathe or post mounted. Any signage that is posted without the Engineer's approval will be assessed a monetary penalty of $500 per day until removed. The Contractor shall not tow or move any vehicles.

This work will be measured in place and paid for at the contract unit price per lump sum (LS) for TRAFFIC CONTROL AND PROTECTION, (SPECIAL), which shall include all labor, material, and equipment required to complete the work as specified herein.

BDE SPECIAL PROVISIONS
For the January 16 and February 27, 2026 Lettings

The following special provisions indicated by a “check mark” are applicable to this contract and will be included by the Project Coordination and Implementation Section of the Bureau of Design & Environment (BDE).

	File Name	#		Special Provision Title	Effective	Revised
	80099	1	☐	Accessible Pedestrian Signals (APS)	April 1, 2003	Jan. 1, 2022
	80274	2	☐	Aggregate Subgrade Improvement	April 1, 2012	April 1, 2022
	80192	3	☐	Automated Flagger Assistance Devices	Jan. 1, 2008	April 1, 2023
	80173	4	☐	Bituminous Materials Cost Adjustments	Nov. 2, 2006	Aug. 1, 2017
	80426	5	☐	Bituminous Surface Treatment with Fog Seal	Jan. 1, 2020	Jan. 1, 2022
	80475	6	☐	Bridge Deck Concrete Overlays	Jan. 1, 2026	
*	80241	7	☐	Bridge Demolition Debris	July 1, 2009	
*	5053I	8	☐	Building Removal	Sept. 1, 1990	Aug. 1, 2022
*	5026I	9	☐	Building Removal with Asbestos Abatement	Sept. 1, 1990	Aug. 1, 2022
	80460	10	☐	Cement, Finely Divided Minerals, Admixtures, Concrete, and Mortar	Jan. 1, 2025	Jan. 1, 2026
	80384	11	☑	Compensable Delay Costs	June 2, 2017	April 1, 2019
*	80198	12	☐	Completion Date (via calendar days)	April 1, 2008	
*	80199	13	☐	Completion Date (via calendar days) Plus Working Days	April 1, 2008	
	80461	14	☐	Concrete Barrier	Jan. 1, 2025	
	80453	15	☐	Concrete Sealer	Nov. 1, 2023	
	80261	16	☑	Construction Air Quality – Diesel Retrofit	June 1, 2010	Jan. 1, 2025
	80476	17	☐	Deck Slab Repair	Jan. 1, 2026	
*	80029	18	☐	Disadvantaged Business Enterprise Participation	Sept. 1, 2000	Jan. 2, 2025
	80467	19	☐	Erosion Control Blanket	Aug. 1, 2025	
	80229	20	☐	Fuel Cost Adjustment	April 1, 2009	Aug. 1, 2017
	80452	21	☐	Full Lane Sealant Waterproofing System	Nov. 1, 2023	
	80433	22	☐	Green Preformed Thermoplastic Pavement Markings	Jan. 1, 2021	Jan. 1, 2022
	80471	23	☐	Guardrail	Nov. 1, 2025	
	80472	24	☐	High Friction Surface Treatment	Nov. 1, 2025	
	80456	25	☐	Hot-Mix Asphalt	Jan. 1, 2024	Jan. 1, 2026
	80446	26	☐	Hot-Mix Asphalt - Longitudinal Joint Sealant	Nov. 1, 2022	Aug. 1, 2023
	80438	27	☐	Illinois Works Apprenticeship Initiative – State Funded Contracts	June 2, 2021	April 2, 2024
	80477	28	☐	Longitudinal Tining	Jan. 1, 2026	
	80450	29	☐	Mechanically Stabilized Earth Retaining Walls	Aug. 1, 2023	Aug. 1, 2025
	80478	30	☐	Modified Longitudinal Construction Joint	Jan. 1, 2026	
	80464	31	☐	Pavement Marking	April. 1, 2025	Nov. 1, 2025
	80468	32	☐	Pavement Patching	Aug. 1, 2025	
	80441	33	☐	Performance Graded Asphalt Binder	Jan. 1, 2023	
	80459	34	☐	Preformed Plastic Pavement Marking	June 2, 2024	
*	3426I	35	☐	Railroad Protective Liability Insurance	Dec. 1, 1986	Jan. 1, 2022
	80473	36	☐	Raised Reflective Pavement Markers	Nov. 1, 2025	
	80455	37	☐	Removal and Disposal of Regulated Substances	Jan. 1, 2024	April 1, 2024
	80474	38	☐	Residential Driveway Temporary Signal	Nov. 1, 2025	
	80445	39	☐	Seeding	Nov. 1, 2022	
	80457	40	☐	Short Term and Temporary Pavement Markings	April 1, 2024	April 2, 2024
	80462	41	☐	Sign Panels and Appurtenances	Jan. 1, 2025	Jan. 1, 2026
	80479	42	☐	Sinusoidal Rumble Strips	Jan. 1, 2026	
	80469	43	☐	Slope Wall	Aug. 1, 2025	
	80448	44	☐	Source of Supply and Quality Requirements	Jan. 2, 2023	Jan. 1, 2026
	80340	45	☐	Speed Display Trailer	April 2, 2014	Jan. 1, 2022
	80127	46	☐	Steel Cost Adjustment	April 2, 2004	Nov. 1, 2025
	80480	47	☐	Structural Repair of Concrete	Jan. 1, 2026	
	80397	48	☐	Subcontractor and DBE Payment Reporting	April 2, 2018	
	80391	49	☑	Subcontractor Mobilization Payments	Nov. 2, 2017	April 1, 2019
	80463	50	☐	Submission of Bidders List Information	Jan. 2, 2025	Mar. 2, 2025
	80437	51	☐	Submission of Payroll Records	April 1, 2021	Nov. 2, 2023

	80435	52	☐	Surface Testing of Pavements – IRI	Jan. 1, 2021	Jan. 1, 2023
	80465	53	☐	Surveying Services	April 1, 2025	
	80481	54	☐	Temporary Concrete Barrier	Jan. 1, 2026	
	80466	55	☐	Temporary Rumble Strips	April 1, 2025	
	80470	56	☐	Traffic Signal Backplate	Aug. 1, 2025	
*	20338	57	☐	Training Special Provisions	Oct. 15, 1975	Sept. 2, 2021
	80429	58	☐	Ultra-Thin Bonded Wearing Course	April 1, 2020	Jan. 1, 2022
	80439	59	☑	Vehicle and Equipment Warning Lights	Nov. 1, 2021	Nov. 1, 2022
	80458	60	☐	Waterproofing Membrane System	Aug. 1, 2024	
	80302	61	☐	Weekly DBE Trucking Reports	June 2, 2012	Jan. 2, 2025
	80454	62	☐	Wood Sign Support	Nov. 1, 2023	
	80427	63	☑	Work Zone Traffic Control Devices	Mar. 2, 2020	Jan. 1, 2026
*	80071	64	☐	Working Days	Jan. 1, 2002	

Highlighted items indicate a new or revised special provision for the letting.

An * indicates the special provision requires additional information from the designer, which needs to be submitted separately. The Project Coordination and Implementation Section will then include the information in the applicable special provision.

The following special provisions are in the 2026 Supplemental Specifications and Recurring Special Provisions.

File Name	Special Provision Title	New Location(s)	Effective	Revised
80447	Grading and Shaping Ditches	Articles 214.03 & 214.04	Jan. 1, 2023	

COMPENSABLE DELAY COSTS (BDE)

Effective: June 2, 2017
Revised: April 1, 2019

Revise Article 107.40(b) of the Standard Specifications to read:

"(b) Compensation. Compensation will not be allowed for delays, inconveniences, or damages sustained by the Contractor from conflicts with facilities not meeting the above definition; or if a conflict with a utility in an unanticipated location does not cause a shutdown of the work or a documentable reduction in the rate of progress exceeding the limits set herein. The provisions of Article 104.03 notwithstanding, compensation for delays caused by a utility in an unanticipated location will be paid according to the provisions of this Article governing minor and major delays or reduced rate of production which are defined as follows.

(1) Minor Delay. A minor delay occurs when the work in conflict with the utility in an unanticipated location is completely stopped for more than two hours, but not to exceed two weeks.

(2) Major Delay. A major delay occurs when the work in conflict with the utility in an unanticipated location is completely stopped for more than two weeks.

(3) Reduced Rate of Production Delay. A reduced rate of production delay occurs when the rate of production on the work in conflict with the utility in an unanticipated location decreases by more than 25 percent and lasts longer than seven calendar days."

Revise Article 107.40(c) of the Standard Specifications to read:

"(c) Payment. Payment for Minor, Major, and Reduced Rate of Production Delays will be made as follows.

(1) Minor Delay. Labor idled which cannot be used on other work will be paid for according to Article 109.04(b)(1) and (2) for the time between start of the delay and the minimum remaining hours in the work shift required by the prevailing practice in the area.

Equipment idled which cannot be used on other work, and which is authorized to standby on the project site by the Engineer, will be paid for according to Article 109.04(b)(4).

(2) Major Delay. Labor will be the same as for a minor delay.

Equipment will be the same as for a minor delay, except Contractor-owned equipment will be limited to two weeks plus the cost of move-out to either the

Contractor's yard or another job and the cost to re-mobilize, whichever is less. Rental equipment may be paid for longer than two weeks provided the Contractor presents adequate support to the Department (including lease agreement) to show retaining equipment on the job is the most economical course to follow and in the public interest.

(3) Reduced Rate of Production Delay. The Contractor will be compensated for the reduced productivity for labor and equipment time in excess of the 25 percent threshold for that portion of the delay in excess of seven calendar days. Determination of compensation will be in accordance with Article 104.02, except labor and material additives will not be permitted.

Payment for escalated material costs, escalated labor costs, extended project overhead, and extended traffic control will be determined according to Article 109.13."

Revise Article 108.04(b) of the Standard Specifications to read:

"(b) No working day will be charged under the following conditions.

(1) When adverse weather prevents work on the controlling item.

(2) When job conditions due to recent weather prevent work on the controlling item.

(3) When conduct or lack of conduct by the Department or its consultants, representatives, officers, agents, or employees; delay by the Department in making the site available; or delay in furnishing any items required to be furnished to the Contractor by the Department prevents work on the controlling item.

(4) When delays caused by utility or railroad adjustments prevent work on the controlling item.

(5) When strikes, lock-outs, extraordinary delays in transportation, or inability to procure critical materials prevent work on the controlling item, as long as these delays are not due to any fault of the Contractor.

(6) When any condition over which the Contractor has no control prevents work on the controlling item."

Revise Article 109.09(f) of the Standard Specifications to read:

"(f) Basis of Payment. After resolution of a claim in favor of the Contractor, any adjustment in time required for the work will be made according to Section 108. Any adjustment in the costs to be paid will be made for direct labor, direct materials, direct equipment, direct jobsite overhead, direct offsite overhead, and other direct costs allowed by the resolution. Adjustments in costs will not be made for interest charges, loss of anticipated profit, undocumented loss of efficiency, home office overhead and unabsorbed overhead

other than as allowed by Article 109.13, lost opportunity, preparation of claim expenses and other consequential indirect costs regardless of method of calculation.

The above Basis of Payment is an essential element of the contract and the claim cost recovery of the Contractor shall be so limited."

Add the following to Section 109 of the Standard Specifications.

"**109.13 Payment for Contract Delay.** Compensation for escalated material costs, escalated labor costs, extended project overhead, and extended traffic control will be allowed when such costs result from a delay meeting the criteria in the following table.

Contract Type	Cause of Delay	Length of Delay
Working Days	Article 108.04(b)(3) or Article 108.04(b)(4)	No working days have been charged for two consecutive weeks.
Completion Date	Article 108.08(b)(1) or Article 108.08(b)(7)	The Contractor has been granted a minimum two week extension of contract time, according to Article 108.08.

Payment for each of the various costs will be according to the following.

(a) Escalated Material and/or Labor Costs. When the delay causes work, which would have otherwise been completed, to be done after material and/or labor costs have increased, such increases will be paid. Payment for escalated material costs will be limited to the increased costs substantiated by documentation furnished by the Contractor. Payment for escalated labor costs will be limited to those items in Article 109.04(b)(1) and (2), except the 35 percent and 10 percent additives will not be permitted.

(b) Extended Project Overhead. For the duration of the delay, payment for extended project overhead will be paid as follows.

(1) Direct Jobsite and Offsite Overhead. Payment for documented direct jobsite overhead and documented direct offsite overhead, including onsite supervisory and administrative personnel, will be allowed according to the following table.

Original Contract Amount	Supervisory and Administrative Personnel
Up to $5,000,000	One Project Superintendent
Over $ 5,000,000 - up to $25,000,000	One Project Manager, One Project Superintendent or Engineer, and One Clerk
Over $25,000,000 - up to $50,000,000	One Project Manager, One Project Superintendent, One Engineer, and

	One Clerk
Over $50,000,000	One Project Manager, Two Project Superintendents, One Engineer, and One Clerk

(2) Home Office and Unabsorbed Overhead. Payment for home office and unabsorbed overhead will be calculated as 8 percent of the total delay cost.

(c) Extended Traffic Control. Traffic control required for an extended period of time due to the delay will be paid for according to Article 109.04.

When an extended traffic control adjustment is paid under this provision, an adjusted unit price as provided for in Article 701.20(a) for increase or decrease in the value of work by more than ten percent will not be paid.

Upon payment for a contract delay under this provision, the Contractor shall assign subrogation rights to the Department for the Department's efforts of recovery from any other party for monies paid by the Department as a result of any claim under this provision. The Contractor shall fully cooperate with the Department in its efforts to recover from another party any money paid to the Contractor for delay damages under this provision."

80384

CONSTRUCTION AIR QUALITY – DIESEL RETROFIT (BDE)

Effective: June 1, 2010
Revised: January 1, 2025

The reduction of emissions of particulate matter (PM) for off-road equipment shall be accomplished by installing retrofit emission control devices. The term "equipment" refers to diesel fuel powered devices rated at 50 hp and above, to be used on the jobsite in excess of seven calendar days over the course of the construction period on the jobsite (including rental equipment).

Contractor and subcontractor diesel powered off-road equipment assigned to the contract shall be retrofitted according to the table below.

Horsepower Range	Model Year and Older
50-99	2003
100-299	2002
300-599	2000
600-749	2001
750 and up	2005

The retrofit emission control devices shall achieve a minimum PM emission reduction of 50 percent and shall be:

a) Included on the U.S. Environmental Protection Agency (USEPA) *Verified Retrofit Technology List* (https://www.epa.gov/verified-diesel-tech/verified-technologies-list-clean-diesel), or verified by the California Air Resources Board (CARB) (http://www.arb.ca.gov/diesel/verdev/vt/cvt.htm); or

b) Retrofitted with a non-verified diesel retrofit emission control device if verified retrofit emission control devices are not available for equipment proposed to be used on the project, and if the Contractor has obtained a performance certification from the retrofit device manufacturer that the emission control device provides a minimum PM emission reduction of 50 percent.

Note: Large cranes (Crawler mounted cranes) which are responsible for critical lift operations are exempt from installing retrofit emission control devices if such devices adversely affect equipment operation.

Diesel powered off-road equipment with engine ratings of 50 hp and above, which are unable to be retrofitted with verified emission control devices or if performance certifications are not available which will achieve a minimum 50 percent PM reduction, may be granted a waiver by the Department if documentation is provided showing good faith efforts were made by the Contractor to retrofit the equipment.

Construction shall not proceed until the Contractor submits a certified list of the diesel powered off-road equipment that will be used, and as necessary, retrofitted with emission control devices. The list(s) shall include (1) the equipment number, type, make, Contractor/rental company name; and (2) the emission control devices make, model, USEPA or CARB verification number, or performance certification from the retrofit device manufacturer. Equipment reported as fitted with emissions control devices shall be made available to the Engineer for visual inspection of the device installation, prior to being used on the jobsite.

The Contractor shall submit an updated list of retrofitted off-road construction equipment as retrofitted equipment changes or comes on to the jobsite. The addition or deletion of any diesel powered equipment shall be included on the updated list.

If any diesel powered off-road equipment is found to be in non-compliance with any portion of this special provision, the Engineer will issue the Contractor a diesel retrofit deficiency deduction.

Any costs associated with retrofitting any diesel powered off-road equipment with emission control devices shall be considered as included in the contract unit prices bid for the various items of work involved and no additional compensation will be allowed. The Contractor's compliance with this notice and any associated regulations shall not be grounds for a claim.

Diesel Retrofit Deficiency Deduction

When the Engineer determines that a diesel retrofit deficiency exists, a daily monetary deduction will be imposed for each calendar day or fraction thereof the deficiency continues to exist. The calendar day(s) will begin when the time period for correction is exceeded and end with the Engineer's written acceptance of the correction. The daily monetary deduction will be $1,000.00 for each deficiency identified.

The deficiency will be based on lack of diesel retrofit emissions control.

If a Contractor accumulates three diesel retrofit deficiency deductions for the same piece of equipment in a contract period, the Contractor will be shutdown until the deficiency is corrected. Such a shutdown will not be grounds for any extension of the contract time, waiver of penalties, or be grounds for any claim.

80261

SUBCONTRACTOR MOBILIZATION PAYMENTS (BDE)

Effective: November 2, 2017
Revised: April 1, 2019

Replace the second paragraph of Article 109.12 of the Standard Specifications with the following:

"This mobilization payment shall be made at least seven days prior to the subcontractor starting work. The amount paid shall be at the following percentage of the amount of the subcontract reported on form BC 260A submitted for the approval of the subcontractor's work.

Value of Subcontract Reported on Form BC 260A	Mobilization Percentage
Less than $10,000	25%
$10,000 to less than $20,000	20%
$20,000 to less than $40,000	18%
$40,000 to less than $60,000	16%
$60,000 to less than $80,000	14%
$80,000 to less than $100,000	12%
$100,000 to less than $250,000	10%
$250,000 to less than $500,000	9%
$500,000 to $750,000	8%
Over $750,000	7%"

80391

VEHICLE AND EQUIPMENT WARNING LIGHTS (BDE)

Effective: November 1, 2021
Revised: November 1, 2022

Add the following paragraph after the first paragraph of Article 701.08 of the Standard Specifications:

"The Contractor shall equip all vehicles and equipment with high-intensity oscillating, rotating, or flashing, amber or amber-and-white, warning lights which are visible from all directions. In accordance with 625 ILCS 5/12-215, the lights may only be in operation while the vehicle or equipment is engaged in construction operations."

80439

WORK ZONE TRAFFIC CONTROL DEVICES (BDE)

Effective: March 2, 2020
Revised: January 1, 2026

Add the following to Article 701.03 of the Standard Specifications:

"(q) Temporary Sign Supports ..... 1106.02"

Revise Article 701.03(p) of the Standard Specifications to read:

"(p) Detectable Pedestrian Channelizing Barricades ..... 1106.02(m)"

Revise the third paragraph of Article 701.14 of the Standard Specifications to read:

"For temporary sign supports, the Contractor shall provide a FHWA eligibility letter for each device used on the contract. The letter shall provide information for the set-up and use of the device as well as a detailed drawing of the device. The signs shall be supported within 20 degrees of vertical. Weights used to stabilize signs shall be attached to the sign support per the manufacturer's specifications."

Revise the first paragraph of Article 701.15 of the Standard Specifications to read:

"**701.15 Traffic Control Devices.** For devices that must meet crashworthiness standards, the Contractor shall provide a manufacturer's self-certification or a FHWA eligibility letter for each Category 1 device and a FHWA eligibility letter for each Category 2 and Category 3 device used on the contract. The self-certification or letter shall provide information for the set-up and use of the device as well as a detailed drawing of the device."

Revise the first six paragraphs of Article 1106.02 of the Standard Specifications to read:

"**1106.02 Devices.** Work zone traffic control devices and combinations of devices shall meet crashworthiness standards for their respective categories. The categories are as follows.

Category 1 includes small, lightweight, channelizing and delineating devices that have been in common use for many years and are known to be crashworthy by crash testing of similar devices or years of demonstrable safe performance. These include cones, tubular markers, plastic drums, and delineators, with no attachments (e.g. lights). Category 1 devices shall be MASH compliant.

Category 2 includes devices that are not expected to produce significant vehicular velocity change but may otherwise be hazardous. These include vertical panels with lights, barricades, temporary sign supports, and Category 1 devices with attachments (e.g. drums with lights). Category 2 devices shall be MASH compliant.

Category 3 includes devices that are expected to cause significant velocity changes or other potentially harmful reactions to impacting vehicles. These include crash cushions (impact attenuators), truck mounted attenuators, and other devices not meeting the definitions of Category 1 or 2. Category 3 devices manufactured after December 31, 2019 shall be MASH compliant. Category 3 devices manufactured on or before December 31, 2019, and compliant with NCHRP 350, may be used on contracts let before December 31, 2029. Category 3 devices shall be crash tested for Test Level 3 or the test level specified.

Category 4 includes portable or trailer-mounted devices such as sign supports, speed feedback displays, arrow boards, changeable message signs, temporary traffic signals, and area lighting supports. It is preferable for Category 4 devices manufactured after December 31, 2019 to be MASH-16 compliant; however, there are currently no crash tested devices in this category, so it remains exempt from the NCHRP 350 or MASH compliance requirement.

For each type of device, when no more than one MASH compliant is available, an NCHRP 350 compliant device may be used, even if manufactured after December 31, 2019."

Revise the first paragraph of Section 1106.02(a) of the Standard Specifications to read:

"(a) Lights. Lights shall meet the requirements of Chapter 13 of the "Equipment and Materials Standards of the Institute of Transportation Engineers," 1998, Institute of Transportation Engineers, and shall be visible on a clear night from a distance of 3000 ft (900 m). Lights are classified as follows."

Revise Articles 1106.02(g), 1106.02(k), 1106.02(l), and 1106.02(m) of the Standard Specifications to read:

"(g) Truck Mounted/Trailer Mounted Attenuators. The attenuator shall be approved for use at Test Level 3. Test Level 2 may be used for normal posted speeds less than or equal to 45 mph.

(k) Temporary Water Filled Barrier. The water filled barrier shall be a lightweight plastic shell designed to accept water ballast and be on the Department's qualified product list.

Shop drawings shall be furnished by the manufacturer and shall indicate the deflection of the barrier as determined by acceptance testing; the configuration of the barrier in that test; and the vehicle weight, velocity, and angle of impact of the deflection test. The Engineer shall be provided one copy of the shop drawings.

(l) Movable Traffic Barrier. The movable traffic barrier shall be on the Department's qualified product list.

Shop drawings shall be furnished by the manufacturer and shall indicate the deflection of the barrier as determined by acceptance testing; the configuration of the barrier in that test; and the vehicle weight, velocity, and angle of impact of the deflection test. The

Engineer shall be provided one copy of the shop drawings. The barrier shall be capable of being moved on and off the roadway on a daily basis.

(m) Detectable Pedestrian Channelizing Barricades. The top panel or handrail shall be continuous and there should be at least a 2 in. (50 mm) gap between the hand trailing edge and its support. When visible to vehicular traffic, the top rail shall have alternating white and orange retroreflective stripes sloping at 45 degrees. The bottom panel shall be continuous and have alternating white and orange retroreflective stripes sloping at 45 degrees. Barricade stripes shall be 6 in. (150 mm) in width. The predominant color for other barricade components shall be white, orange, or silver."

80427

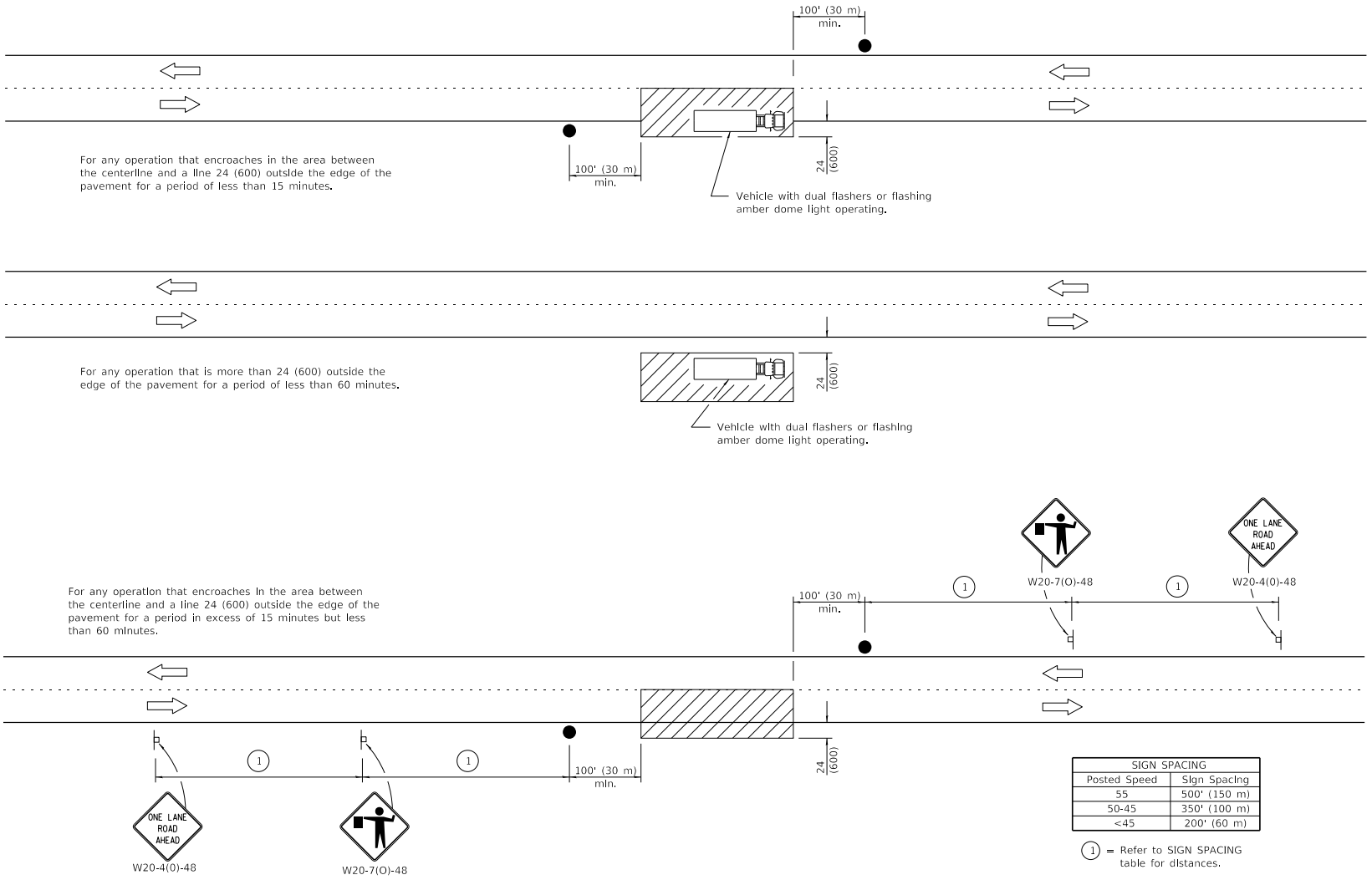

SIGN SPACING	
Posted Speed	Sign Spacing
55	500' (150 m)
50-45	350' (100 m)
<45	200' (60 m)

(1) = Refer to SIGN SPACING table for distances.

All dimensions are in inches (millimeters) unless otherwise shown.

TYPICAL APPLICATIONS

Marking patches
Field survey
String line
Utility operations
Cleaning up debris on pavement

SYMBOLS

Work area
Sign on portable or permanent support
Flagger with traffic control sign

Illinois Department of Transportation

PASSED January 1, 2011
ENGINEER OF SAFETY ENGINEERING

APPROVED January 1, 2011
ENGINEER OF DESIGN AND ENVIRONMENT

ISSUED 1-1-07

DATE	REVISIONS
1-1-11	Revised flagger sign.
1-1-09	Switched units to
	English (metric).

LANE CLOSURE, 2L, 2W, SHORT TIME OPERATIONS

STANDARD 701301-04

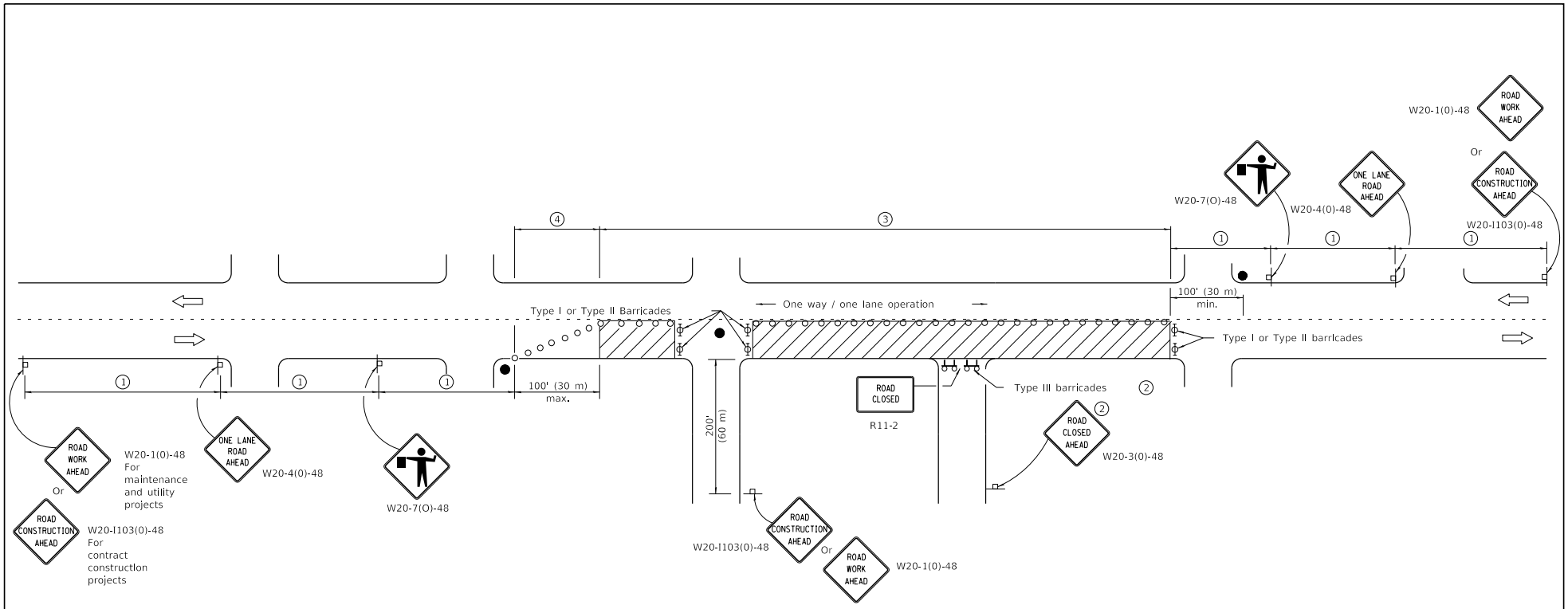

SIGN SPACING	
Posted Speed	Sign Spacing
55	500' (150 m)
50-45	350' (100 m)
<45	200' (60 m)

SYMBOLS

- Work area
- Cone, drum or barricade (not required for moving operations)
- Sign on portable or permanent support
- Flagger with traffic control sign
- Barricade or drum with flashing light
- Type III barricade with flashing lights

(1) Refer to SIGN SPACING TABLE for distances.

(2) For approved sideroad closures.

(3) Cones at 25' (8 m) centers for 250' (75 m). Additional cones may be placed at 50' (15 m) centers. When drums or Type I or Type II barricades are used, the interval between devices may be doubled.

(4) Cones, drums or barricades at 20' (6 m) centers.

GENERAL NOTES

This Standard is used where at any time, day or night, any vehicle, equipment, workers or their activities encroach on the pavement requiring the closure of one traffic lane in an urban area.

All dimensions are in inches (millimeters) unless otherwise shown.

Illinois Department of Transportation

PASSED January 1, 2011
ENGINEER OF SAFETY ENGINEERING

APPROVED January 1, 2011
ENGINEER OF DESIGN AND ENVIRONMENT

ISSUED 1-1-07

DATE	REVISIONS
1-1-11	Revised flagger sign.
1-1-09	Switched units to
	English (metric).
	Corrected sign No.'s.

URBAN LANE CLOSURE, 2L, 2W, UNDIVIDED

STANDARD 701501-06

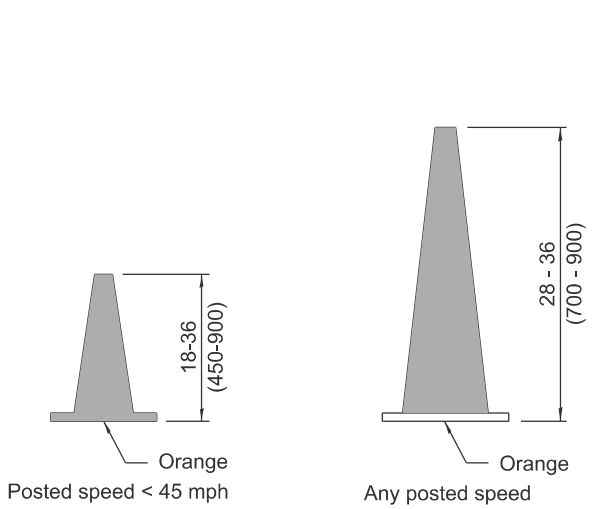

DAYTIME USE

DAY OR NIGHTTIME USE

CONES

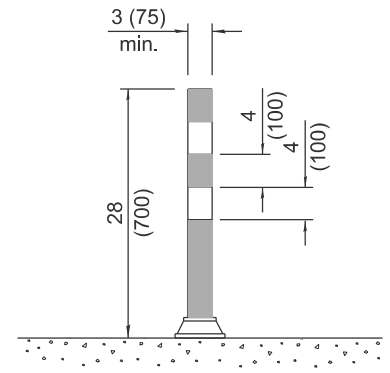

TUBULAR MARKER

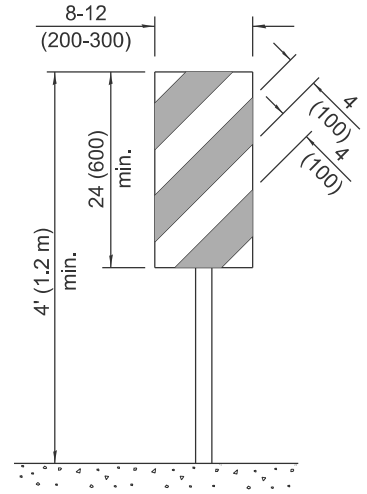

VERTICAL PANEL
POST MOUNTED

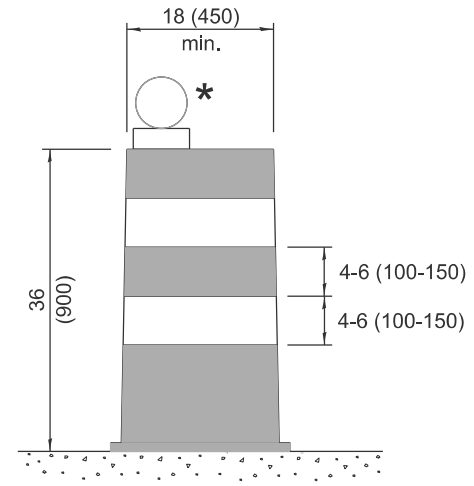

DRUM

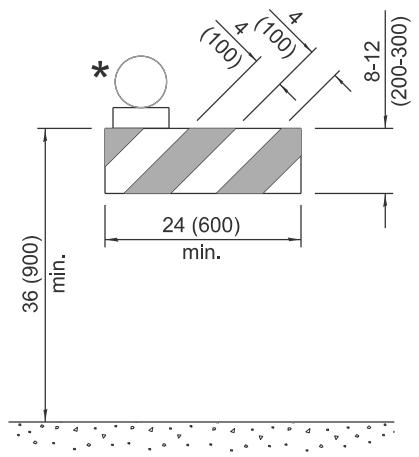

TYPE I BARRICADE

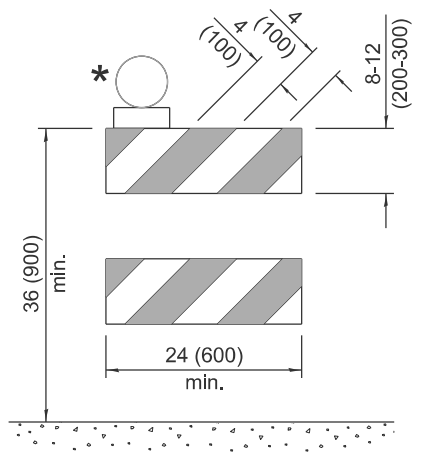

TYPE II BARRICADE

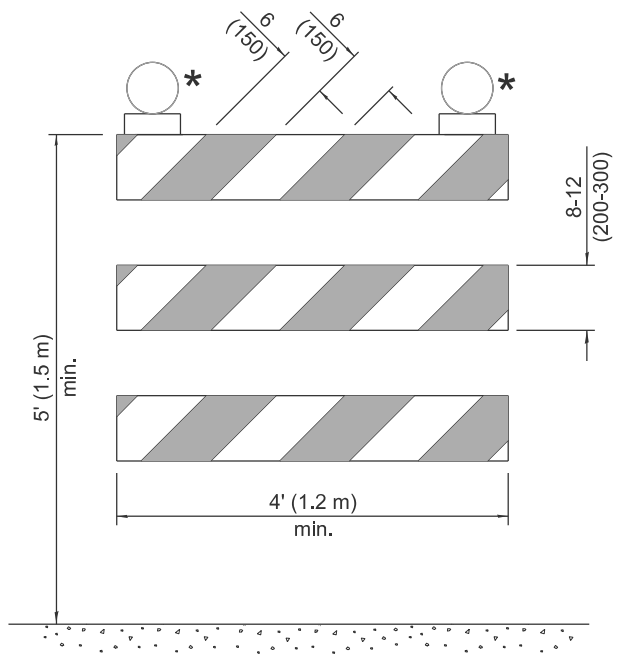

TYPE III BARRICADE

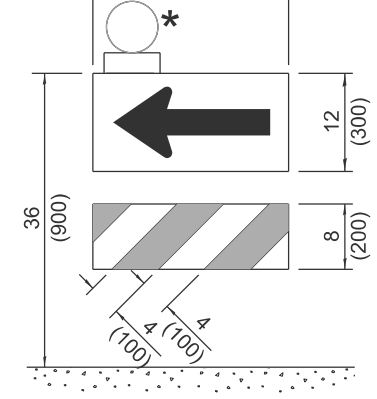

DIRECTION INDICATOR BARRICADE

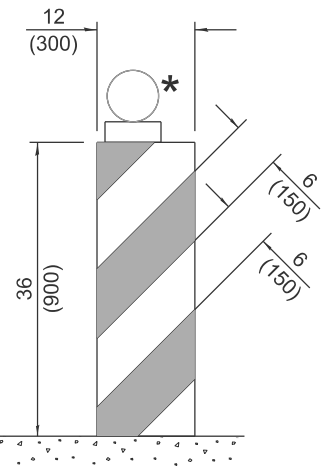

VERTICAL BARRICADE

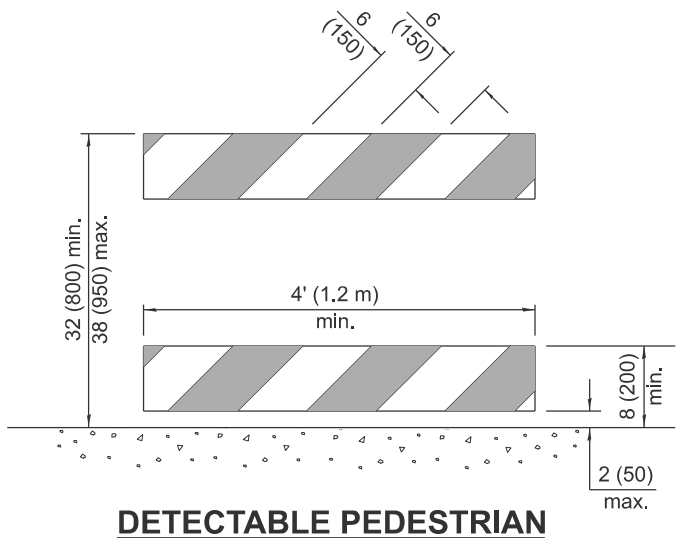

DETECTABLE PEDESTRIAN CHANNELIZING BARRICADE

* Warning lights (if required)

GENERAL NOTES

All heights shown shall be measured above the pavement surface.

All dimensions are in inches (millimeters) unless otherwise shown.

Illinois Department of Transportation

APPROVED January 1, 2026
ENGINEER OF SAFETY PROG. AND ENGINEERING

APPROVED January 1, 2026
ENGINEER OF DESIGN AND ENVIRONMENT

ISSUED 1-1-13

DATE	REVISIONS
1-1-26	Updated Detectable Pedstrian
	Channelizing Barricade (sht. 1) &
	Temporary Rumble Strips
	details (sht. 3)
1-1-25	Updated Temporary Rumble
	Strip Detail (sht. 3).

TRAFFIC CONTROL DEVICES

(Sheet 1 of 3)

STANDARD 701901-11

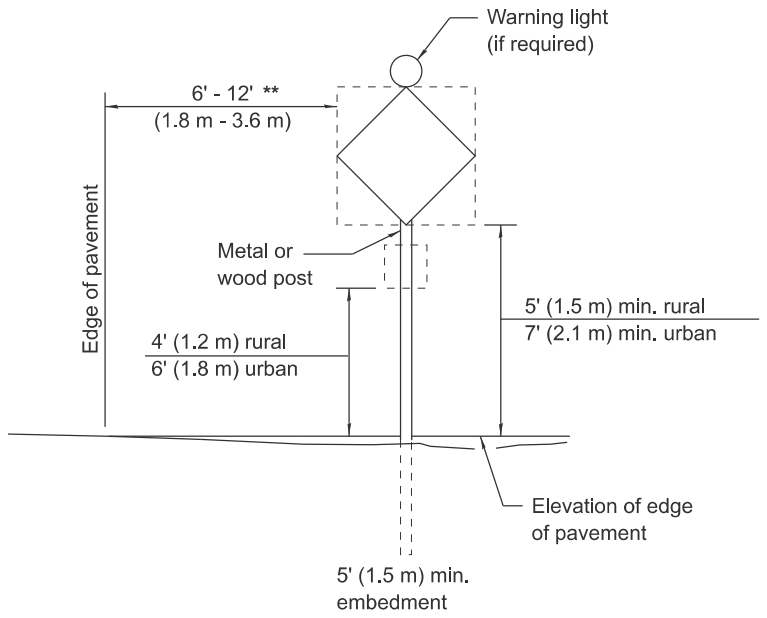

POST MOUNTED SIGNS

** When curb or paved shoulder are present this dimension shall be 24 (600) to the face of curb or 6' (1.8 m) to the outside edge of the paved shoulder.

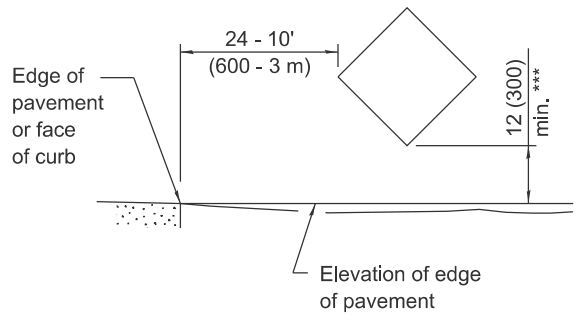

SIGNS ON TEMPORARY SUPPORTS

*** When work operations exceed four days, this dimension shall be 5' (1.5 m) min. If located behind other devices, the height shall be sufficient to be seen completely above the devices.

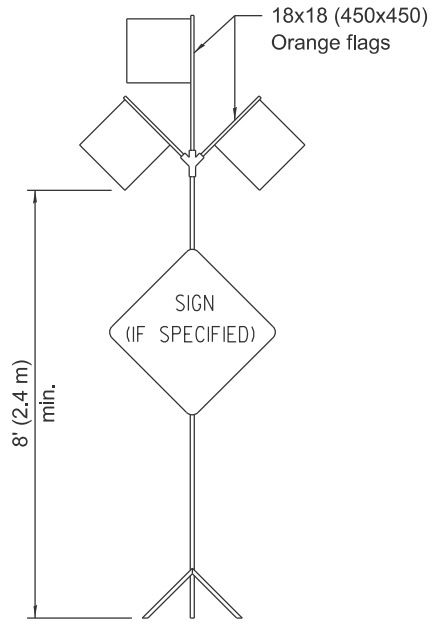

HIGH LEVEL WARNING DEVICE



G20-I104(0)-6036



G20-I105(0)-6024

This signing is required for all projects 2 miles (3200 m) or more in length.

ROAD CONSTRUCTION NEXT X MILES sign shall be placed 500' (150 m) in advance of project limits.

END CONSTRUCTION sign shall be erected at the end of the job unless another job is within 2 miles (3200 m).

Dual sign displays shall be utilized on multi-lane highways.

WORK LIMIT SIGNING

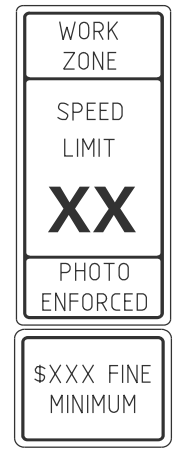

W21-III5(0)-3618

R2-1-3648

R10-I108p-3618 ****

R2-I106p-3618

Sign assembly as shown on Standards or as allowed by District Operations.

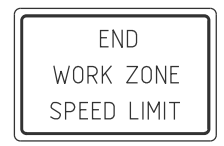

G20-I103-6036

This sign shall be used when the above sign assembly is used.

HIGHWAY CONSTRUCTION SPEED ZONE SIGNS

**** R10-I108p shall only be used along roadways under the juristiction of the State.

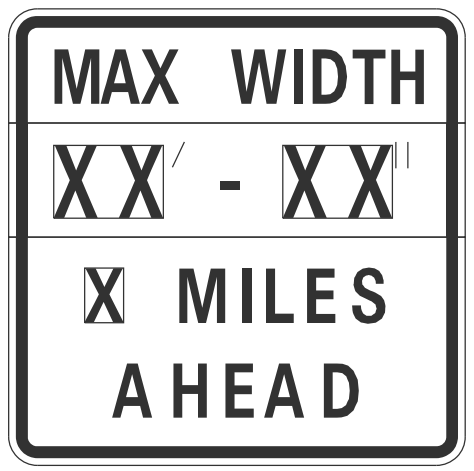

W12-I103-4848

WIDTH RESTRICTION SIGN

XX'-XX" width and X miles are variable.

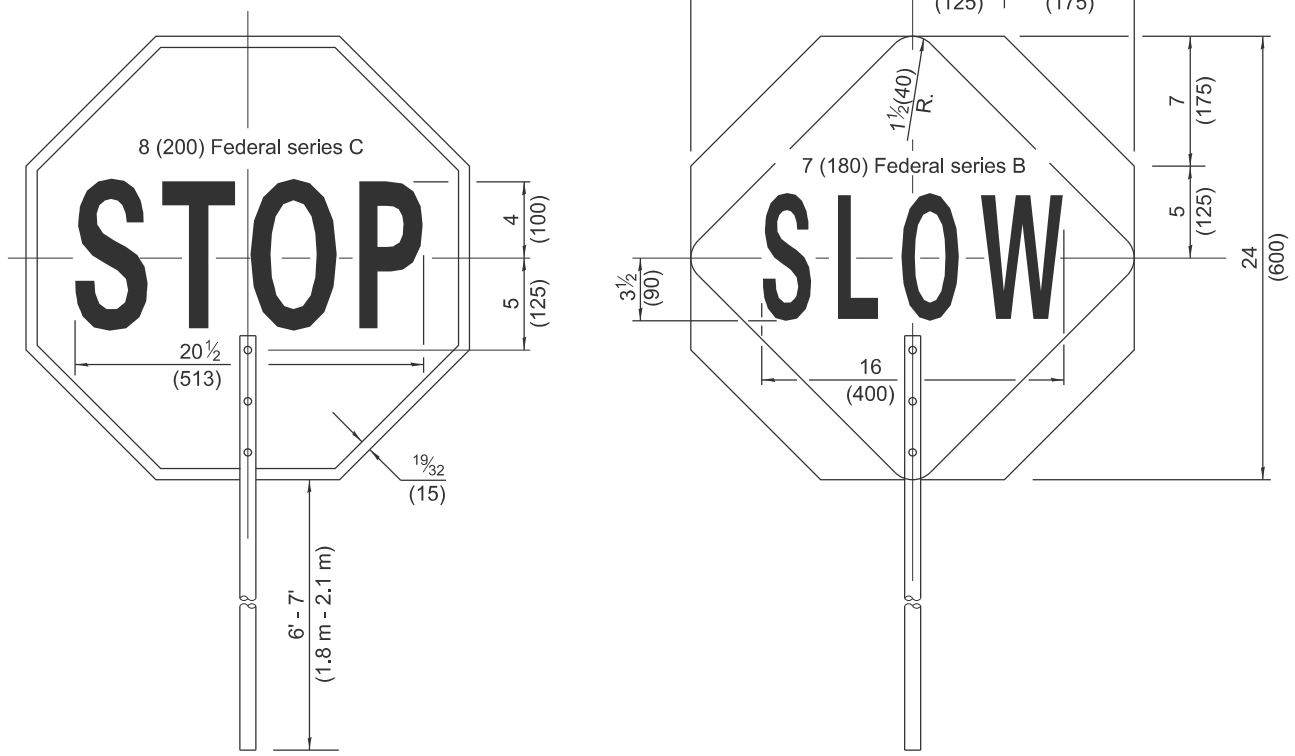

FLAGGER TRAFFIC CONTROL SIGN

Illinois Department of Transportation

APPROVED January 1, 2026
ENGINEER OF SAFETY PROG. AND ENGINEERING

APPROVED January 1, 2026
ENGINEER OF DESIGN AND ENVIRONMENT

ISSUED 1-1-13

TRAFFIC CONTROL DEVICES

(Sheet 2 of 3)

STANDARD 701901-11

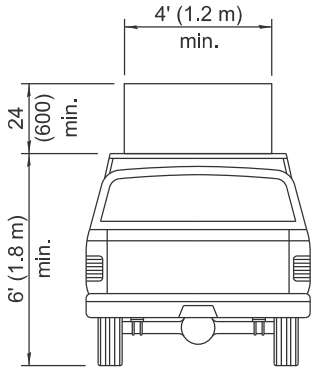

TYPE A ROOF MOUNTED

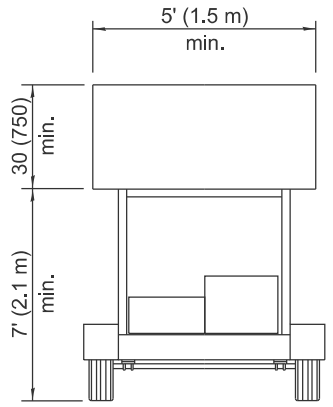

TYPE B ROOF OR TRAILER MOUNTED

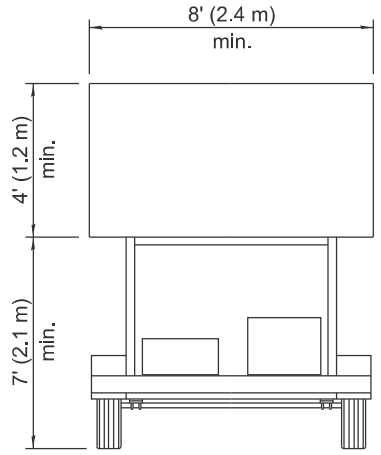

TYPE C TRAILER MOUNTED

ARROW BOARDS

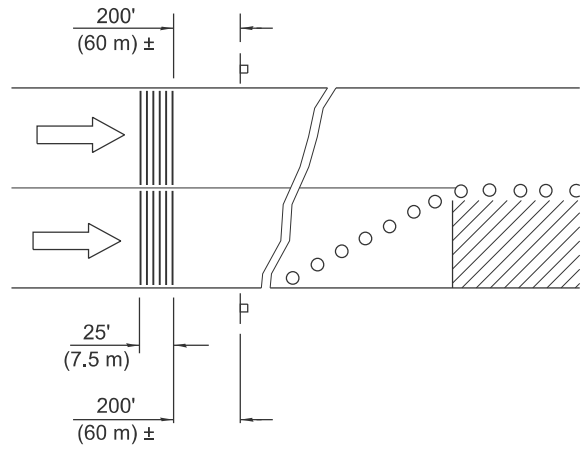

MULTI-LANE HIGHWAYS

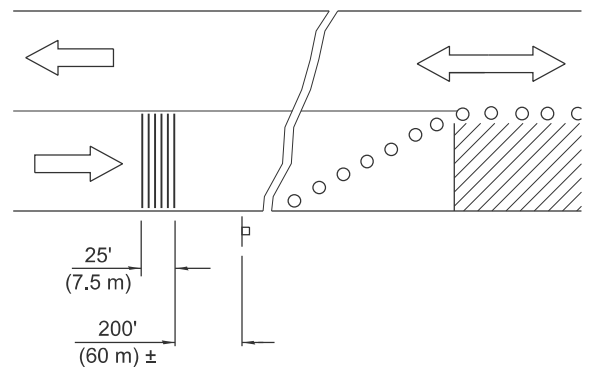

TWO-LANE HIGHWAYS

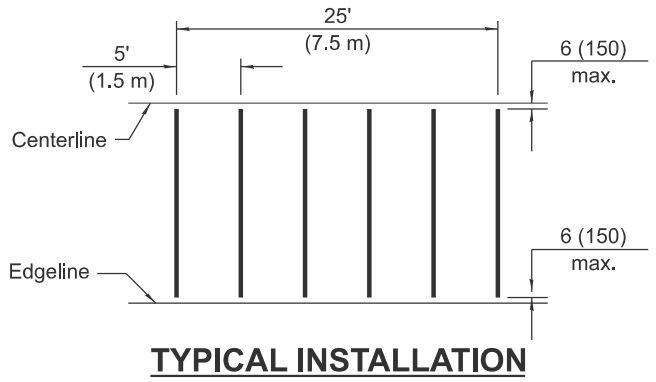

TYPICAL INSTALLATION

TEMPORARY RUMBLE STRIPS

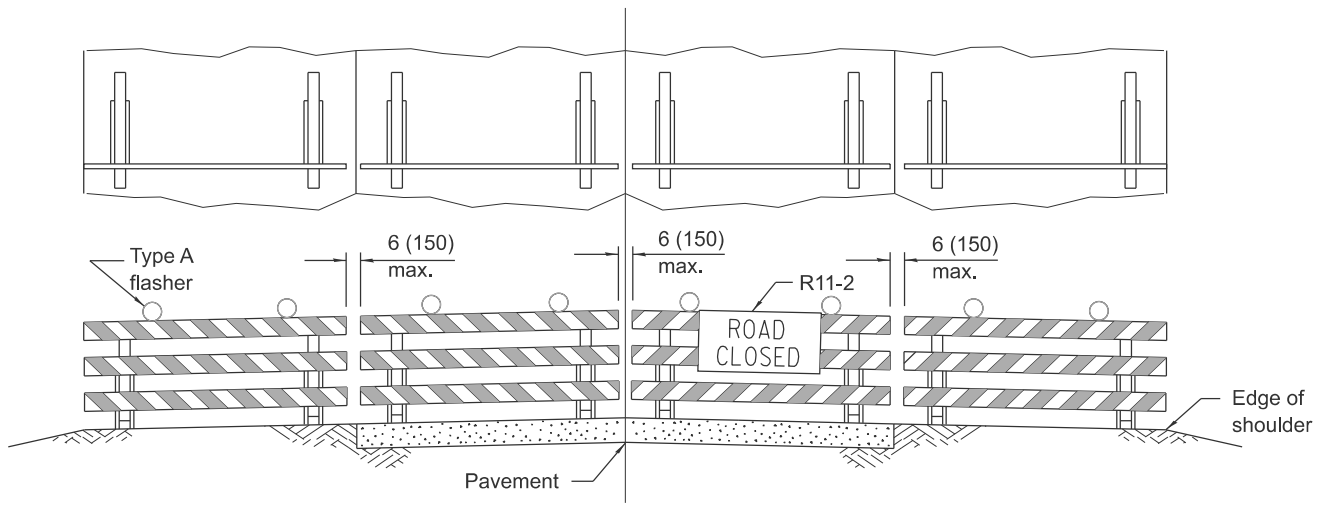

ROAD CLOSED TO ALL TRAFFIC

Reflectorized striping may be omitted on the back side of the barricades.

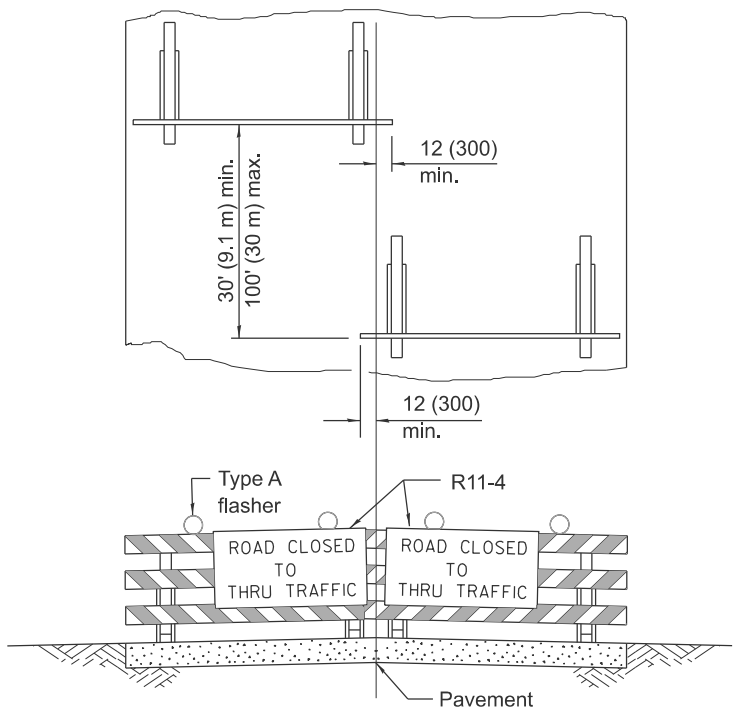

ROAD CLOSED TO THRU TRAFFIC

Reflectorized striping shall appear on both sides of the barricades.

TYPICAL APPLICATIONS OF TYPE III BARRICADES CLOSING A ROAD

If a Type III barricade with an attached sign panel which meets NCHRP 350 or MASH is not available, the sign may be mounted on an NCHRP 350 or MASH temporary sign support directly in front of the barricade.

Illinois Department of Transportation

APPROVED January 1, 2026
ENGINEER OF SAFETY PROG. AND ENGINEERING

APPROVED January 1, 2026
ENGINEER OF DESIGN AND ENVIRONMENT

ISSUED 1-1-13

TRAFFIC CONTROL DEVICES

(Sheet 3 of 3)

STANDARD 701901-11

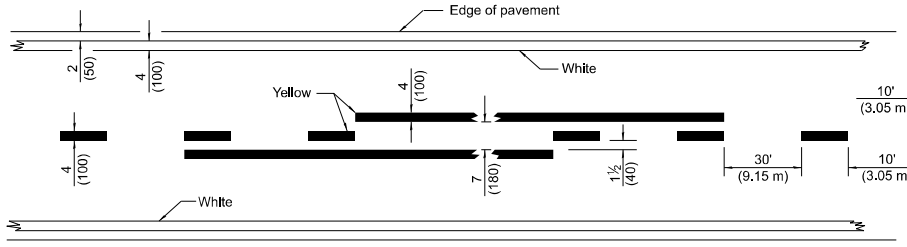

2 LANE

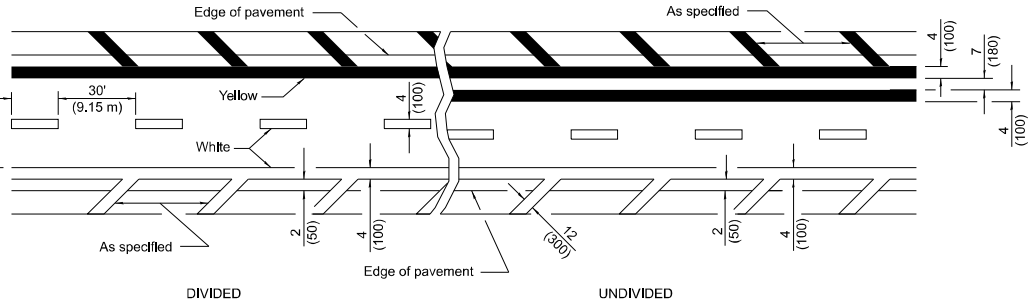

MULTI LANE

LANE AND EDGE LINES

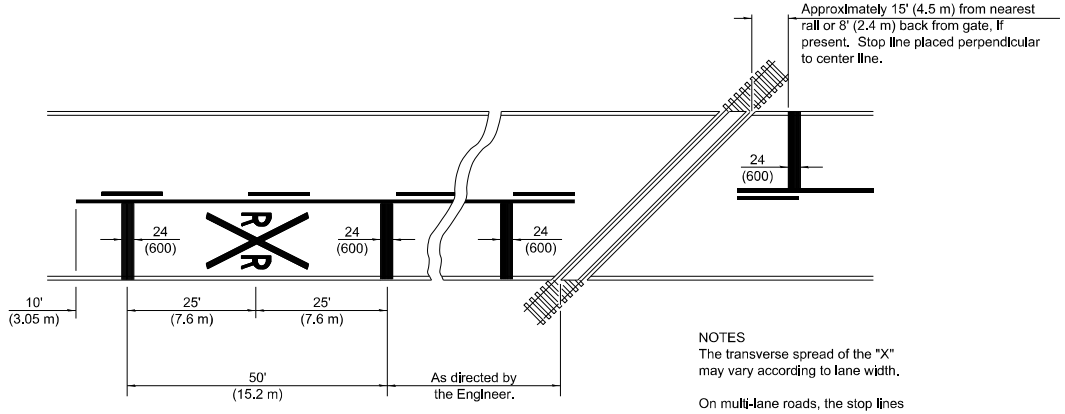

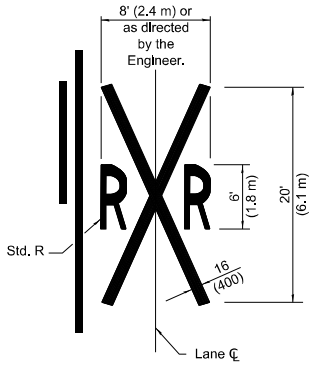

NOTES
The transverse spread of the "X" may vary according to lane width.

On multi-lane roads, the stop lines shall extend across all approach lanes and separate RXR symbols shall be placed adjacent to each other in each lane.

When the pavement marking symbol is used, a portion of the symbol should be located directly adjacent to the Advance Warning Sign (W10-1) as placed by Table 2C-4, Condition B of the MUTCD.

All dimensions are in inches (millimeters) unless otherwise shown.

PAVEMENT MARKINGS AT RAILROAD-HIGHWAY GRADE CROSSING

Illinois Department of Transportation

APPROVED January 1, 2015
ENGINEER OF OPERATIONS

APPROVED January 1, 2015
ENGINEER OF DESIGN AND ENVIRONMENT

ISSUED 1-1-07

DATE	REVISIONS
1-1-15	Added symbols. Revised bike symbol.
	Revised note for stop line at
	RR crossing.
1-1-14	Added bike symbol. Renamed 'LANE
	DROP ARROW' detail to 'LANE-
	REDUCTION ARROW'.

TYPICAL PAVEMENT MARKINGS

(Sheet 1 of 3)

STANDARD 780001-05

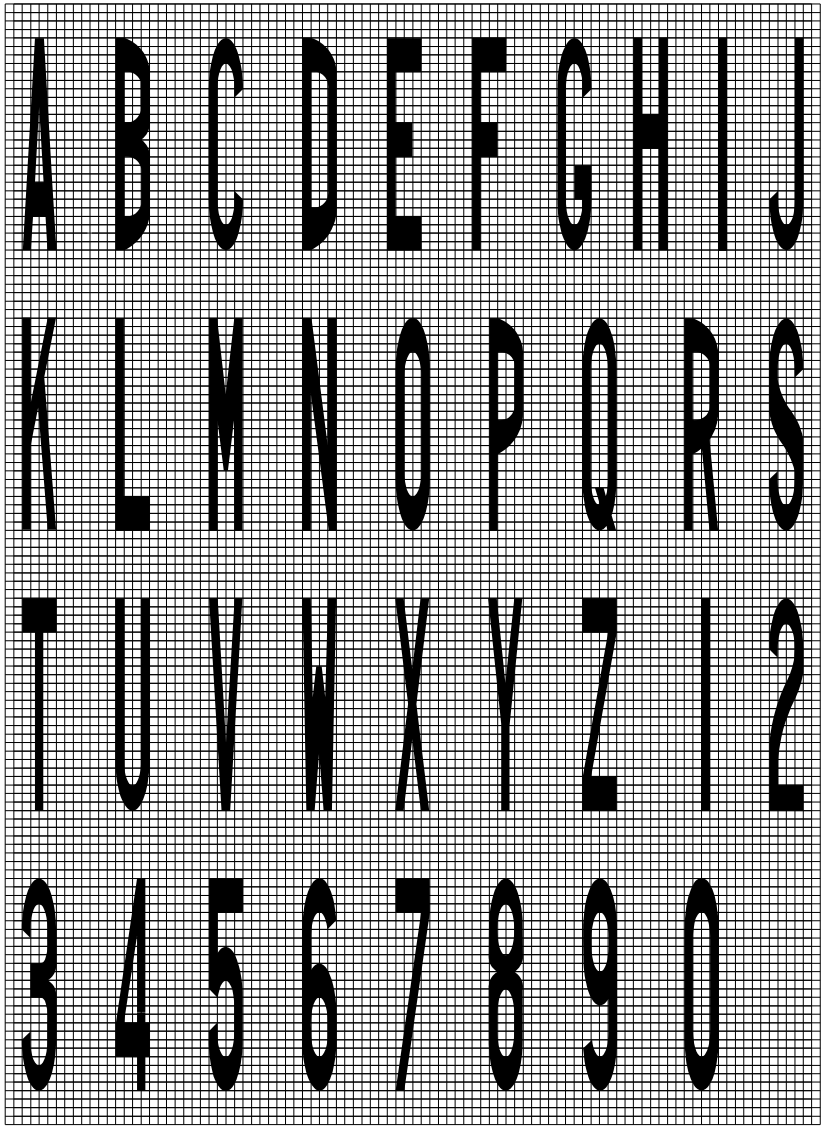



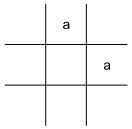

Legend Height	Arrow Size	a
6' (1.8 m)	Small	2.9 (74)
8' (2.4 m)	Large	3.8 (96)

The space between adjacent letters or numerals should be approximately 3 (75) for 6' (1.8 m) legend and 4 (100) for 8' (2.4 m) legend.

LETTER AND ARROW GRID SCALE

Illinois Department of Transportation

APPROVED January 1, 2015
ENGINEER OF OPERATIONS

APPROVED January 1, 2015
ENGINEER OF DESIGN AND ENVIRONMENT

ISSUED 1-1-07

TYPICAL PAVEMENT MARKINGS

(Sheet 2 of 3)

STANDARD 780001-05

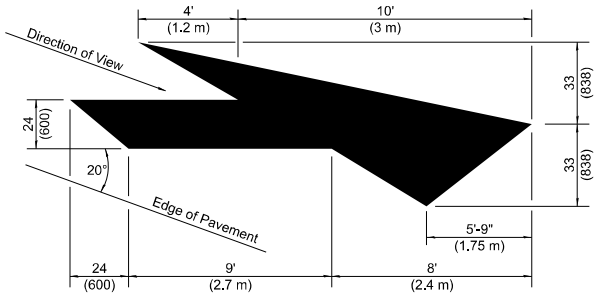

LANE-REDUCTION ARROW

Right lane-reduction arrow shown.
Use mirror image for left lane.

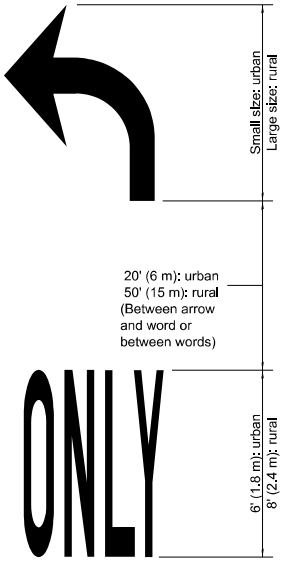

WORD AND ARROW LAYOUT

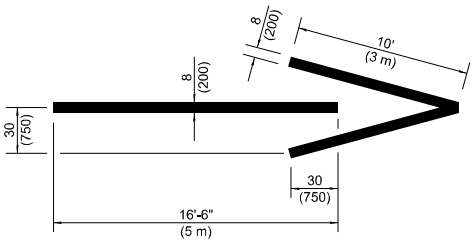

WRONG WAY ARROW

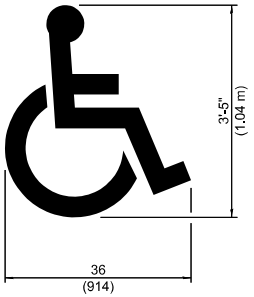

INTERNATIONAL SYMBOL OF ACCESSIBILITY

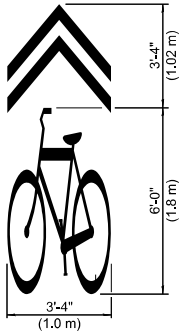

SHARED LANE SYMBOL

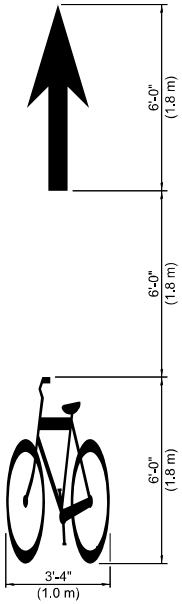

BIKE SYMBOL
(Arrow is optional.)

Illinois Department of Transportation

APPROVED January 1, 2015
ENGINEER OF OPERATIONS

APPROVED January 1, 2015
ENGINEER OF DESIGN AND ENVIRONMENT

ISSUED 1-1-07

TYPICAL PAVEMENT MARKINGS

(Sheet 3 of 3)

STANDARD 780001-05

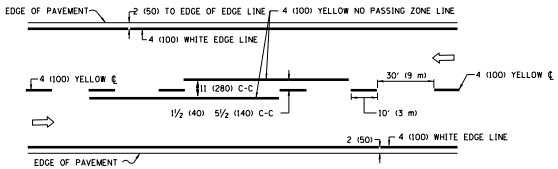

2–LANE ROADWAY

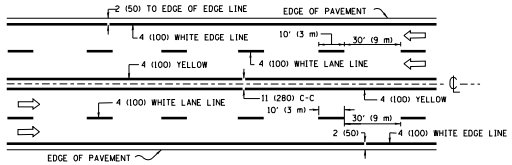

MULTI–LANE UNDIVIDED

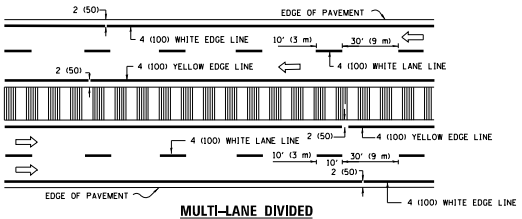

MULTI–LANE DIVIDED
WITH MEDIAN

TYPICAL LANE AND EDGE LINE MARKING

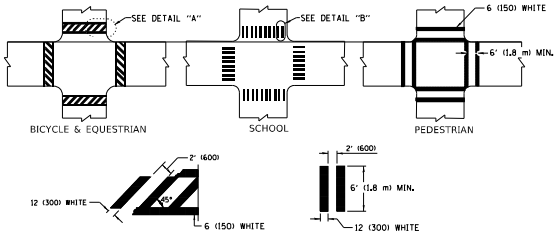

DETAIL "A" **DETAIL "B"**

TYPICAL CROSSWALK MARKING

✱ MARKINGS SHALL BE INSTALLED PARALLEL TO THE CENTERLINE OF THE ROAD WHICH IT CROSSES

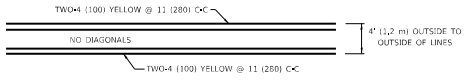

4' (1.2 m) WIDE MEDIANS ONLY

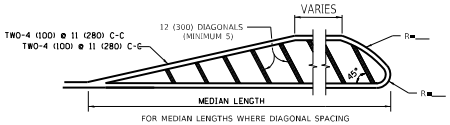

FOR MEDIAN LENGTHS WHERE DIAGONAL SPACING CANNOT BE ATTAINED, USE 5 (FIVE) EQUALLY SPACED DIAGONAL LINES.

DIAGONAL LINE SPACING: 50' (15 m) C-C (LESS THAN 30MPH (50 km/h))
75' (25 m) C-C 30MPH (50 km/h) TO 45MPH (70 km/h))
150' (45 m) C-C (MORE THAN 45MPH (70 km/h))

MEDIANS OVER 4' (1.2 m) WIDE

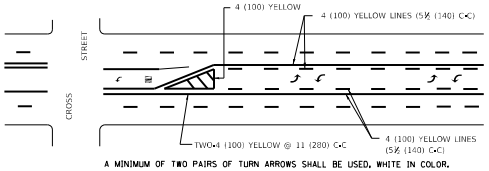

A MINIMUM OF TWO PAIRS OF TURN ARROWS SHALL BE USED. WHITE IN COLOR. ADDITIONAL PAIRS SHALL BE PLACED AT 200' (60 m) TO 300' (90 m) INTERVALS.

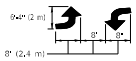

MEDIAN WITH TWO–WAY LEFT TURN LANE

TYPICAL PAINTED MEDIAN MARKING

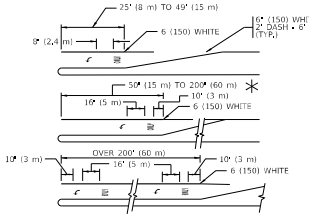

FULL SIZE LETTERS 8' (2,4 m) AND ARROWS SHALL BE USED.
AREA = 15.6 SQ. FT. (1.5 m²) AREA = 20.8 SQ. FT. (1.9 m²)

✱ TURN LANES IN EXCESS OF 400' (120 m) IN LENGTH MAY HAVE AN ADDITIONAL SET OF ARROW - "ONLY" INSTALLED MIDWAY BETWEEN THE OTHER TWO SETS OF ARROW - "ONLY".

TYPICAL LEFT (OR RIGHT) TURN LANE

TYPICAL TURN LANE MARKING

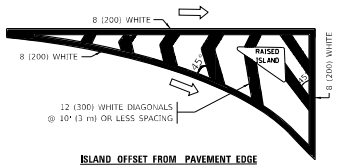

ISLAND OFFSET FROM PAVEMENT EDGE

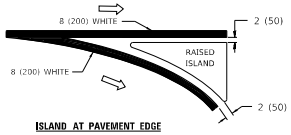

ISLAND AT PAVEMENT EDGE

TYPICAL ISLAND MARKING

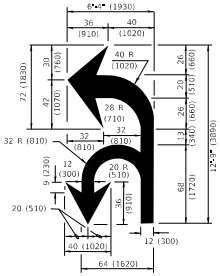

COMBINATION LEFT AND U–TURN

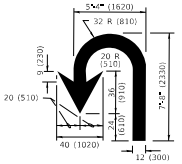

U–TURN

D(FT)	SPEED LIMIT
345	30
425	35
500	40
580	45
665	50
750	55

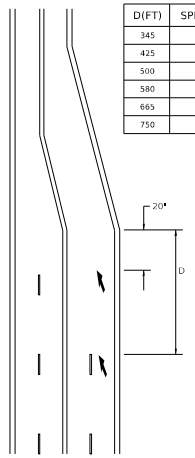

LANE REDUCTION TRANSITION

✱ LANE REDUCTION ARROWS REQUIRED AT SPEEDS OF 45 MPH OR GREATER OR WHEN SPECIFIED IN PLANS.

TYPE OF MARKING	WIDTH OF LINE	PATTERN	COLOR	SPACING / REMARKS
CENTERLINE ON 2 LANE PAVEMENT	4 (100)	SKIP-DASH	YELLOW	10' (3 m) LINE WITH 30' (9 m) SPACE
CENTERLINE ON MULTI-LANE UNDIVIDED PAVEMENT	2 @ 4 (100)	SOLID	YELLOW	11 (280) C-C
NO PASSING ZONE LINES; FOR ONE DIRECTION FOR BOTH DIRECTIONS	4 (100) 2 @ 4 (100)	SOLID SOLID	YELLOW YELLOW	5½ (140) C-C FROM SKIP-DASH CENTERLINE 11 (280) C-C OMIT SKIP-DASH CENTERLINE BETWEEN
LANE LINES	4 (100) 5 (125) ON FREEWAYS	SKIP-DASH SKIP-DASH	WHITE WHITE	10' (3 m) LINE WITH 30' (9 m) SPACE
DOTTED LINES (EXTENSIONS OF CENTER, LANE OR TURN LANE MARKINGS)	SAME AS LINE BEING EXTENDED	SKIP-DASH	SAME AS LINE BEING EXTENDED	2' (600) LINE WITH 6' (1.8 m) SPACE
EDGE LINES	4 (100)	SOLID	YELLOW-LEFT WHITE-RIGHT	OUTLINE MEDIANS IN YELLOW
TURN LANE MARKINGS	6 (150) LINE; FULL SIZE LETTERS & SYMBOLS (8' (2,4m))	SOLID	WHITE	SEE TYPICAL TURN LANE MARKING DETAIL
TWO WAY LEFT TURN MARKING	2 @ 4 (100) EACH DIRECTION 8' (2,4m) LEFT ARROW	SKIP-DASH AND SOLID IN PAIRS	YELLOW WHITE	10' (3 m) LINE WITH 30' (9 m) SPACE FOR SKIP-DASH; 5½ (140) C-C BETWEEN SOLID LINE AND SKIP-DASH LINE SEE TYPICAL TWO-WAY LEFT TURN MARKING DETAIL
CROSSWALK LINES (PEDESTRIAN) A. DIAGONALS (BIKE & EQUESTRIAN) B. LONGITUDINAL BARS (SCHOOL)	2 @ 6 (150) 12 (300) @ 45° 12 (300) @ 90°	SOLID SOLID SOLID	WHITE WHITE WHITE	NOT LESS THAN 6' (1,8 m) APART 2' (600) APART 2' (600) APART SEE TYPICAL CROSSWALK MARKING DETAILS.
STOP LINES	24 (600)	SOLID	WHITE	PLACE 4' (1,2 m) IN ADVANCE OF AND PARALLEL TO CROSSWALK, IF PRESENT, OTHERWISE, PLACE AT DESIRED STOPPING POINT, PARALLEL TO CROSSROAD CENTERLINE, WHERE POSSIBLE
PAINTED MEDIANS	2 @ 4 (100) WITH 12 (300) DIAGONALS @ 45° NO DIAGONALS USED FOR 4' (1,2 m) WIDE MEDIANS	SOLID	YELLOW; TWO WAY TRAFFIC WHITE; ONE WAY TRAFFIC	11 (280) C-C FOR THE DOUBLE LINE SEE TYPICAL PAINTED MEDIAN MARKING.
GORE MARKING AND CHANNELIZING LINES	8 (200) WITH 12 (300) DIAGONALS @ 45°	SOLID	WHITE	DIAGONALS: 15' (4,5 m) C-C (LESS THAN 30MPH (50 km/h)) 20' (6 m) C-C 30MPH (50 km/h) TO 45MPH (70 km/h)) 30' (9 m) C-C (OVER 45MPH (70 km/h))
RAILROAD CROSSING	24 (600) TRANSVERSE LINES; "RR" IS 6' (1.8 m) LETTERS: 16 (400) LINE FOR "X"	SOLID	WHITE	SEE STATE STANDARD 780001 AREA OF: "R"=3,6 SQ. FT. (0,33 m² EACH "X"=54,0 SQ. FT. (5,0 m²
SHOULDER DIAGONALS (REQUIRED FOR SHOULDERS ≥ 8')	12 (300) @ 45°	SOLID	WHITE - RIGHT YELLOW - LEFT	50' (15 m) C-C (LESS THAN 30MPH (50 km/h)) 75' (25 m) C-C (30 MPH (50 km/h) TO 45MPH (70 km/h)) 150' (45 m) C-C (OVER 45MPH (70 km/h))
U TURN ARROW	SEE DETAIL	SOLID	WHITE	16,3 SF
2 ARROW COMBINATION LEFT AND U TURN	SEE DETAIL	SOLID	WHITE	30,4 SF

FOR FURTHER DETAILS ON PAVEMENT MARKING REFER TO STANDARD SPECIFICATIONS FOR ROAD AND BRIDGE CONSTRUCTION AND STATE STANDARD 780001.

All dimensions are in inches (millimeters) unless otherwise shown.

USER NAME = footer1	DESIGNED - EVERS	REVISED - C. JUCIUS 09-09-09	
	DRAWN -	REVISED - C. JUCIUS 07-01-13	
PLOT SCALE = 50.0000 ' / in.	CHECKED -	REVISED - C. JUCIUS 12-21-15	
PLOT DATE = 3/4/2019	DATE - 03-19-90	REVISED - C. JUCIUS 04-12-16	

STATE OF ILLINOIS
DEPARTMENT OF TRANSPORTATION

DISTRICT ONE
TYPICAL PAVEMENT MARKINGS

SCALE: NONE | SHEET 1 OF 2 SHEETS | STA. | TO STA.

F.A. RTE.	SECTION	COUNTY	TOTAL SHEETS	SHEET NO.
	TC-13	CONTRACT NO.		
	ILLINOIS FED. AID PROJECT			

MICRO: Default
FILE NAME: c:\projects\d1\dist\ENVIRO\Documents\DOT 01 Standard Sheets\TC-13.dgn

AGENDA ITEM SUMMARY

BUFFALO GROVE VILLAGE BOARD

Regular Meeting: March 16, 2026

AGENDA ITEM 8.I. O-2026-31
Ordinance Authorizing a Contract with Maneval Construction Company Inc for the 2026 Multi-Use Path Project

Contacts

Liaison: Trustee Weidenfeld
Staff: Briget Schwab

Staff Recommendation

Staff recommends approval.

Recommended Motion

I move to approve an Ordinance authorizing the execution of a Contract with Maneval Construction Company Inc for the 2026 Multi-Use Path Project, pending final review by the Village Attorney

Summary

Recommendation

Staff recommends that the Village Board award the contract to Maneval Construction Company Inc a price not to exceed $55,033.00 because the firm is the lowest qualified bidder for the work proposed. Due to the size and scope of the project, staff recommends a contingency fund be created and controlled by the Village in the amount of $5,003.00 (10.0% of the project cost). As bids came in below the engineer's estimate, Public Works staff will consult with the Village Manager prior to exceeding the low bid price of $50,030.00. This project is funded by Illinois Motor Fuel Tax Funds (MFT).

Background

The 2026 Multi-Use Path Project was advertised for bids and opened on February 26, 2026, where 4 qualifying bids were received. The lowest qualified base bid was in the amount of $50,030.00 from Maneval Construction Company Inc. The project includes removing and replacing various multi-use paths within the Buffalo Creek Nature Preserve and Indian Creek Subdivision that connects to Peterson Park.

Attached is a copy of the Tabulation of Bids for the project indicating the lowest total qualified bid of $50,030.00. Also demonstrated in the attachment is an engineer's estimate of $71,422.50. All work associated with this project is expected to be completed by mid-May.

Strategic Alignment

Guiding Principle

Principle 3: Plan and Invest in the Future

Goal

Goal 1: Maintained effective village government: fiscally responsible and providing outstanding, responsive services

File Attachments

1. DRAFT Ordinance - 2026 Multi Use Path Award
2. Bid Tabulation- Multi Use Path - Updated
3. Multi-Use Path Contract

ORDINANCE 2026-xxx

AN ORDINANCE AUTHORIZING THE EXECUTION OF A CONTRACT WITH MANEVAL CONSTRUCTION COMPANY, INC. FOR THE 2026 MULTI-USE PATH PROJECT

WHEREAS the Village of Buffalo Grove is a home rule unit pursuant to the Illinois Constitution of 1970; and

WHEREAS the Village seeks to enter into a contract with Maneval Construction Company Inc. for the 2026 Multi-Use Path Project.

NOW THEREFORE BE IT ORDAINED by the President and Board of Trustees of the Village of Buffalo Grove, Cook and Lake Counties, Illinois, as follows:

SECTION 1. The foregoing recitals are hereby adopted and incorporated and made a part of this Ordinance as if fully set forth herein.

SECTION 2. The Village President is authorized to execute a contract attached herein with Maneval Construction Company Inc. for the 2026 Multi Use Path Project at a price not to exceed $55,033.00 pending attorney review.

SECTION 3. If any section, paragraph, clause or provision of this Ordinance shall be held invalid, the invalidity thereof shall not affect any other provision of this Ordinance.

SECTION 4. This Ordinance shall be in full force and effect from and after its passage and approval and shall not be codified.

AYES: _____
NAYES: _____
ABSENT: _____
PASSED: _____, 2026
APPROVED: _____, 2026
PUBLISHED: _____, 2026

ATTEST:

_____
Janet M. Sirabian, Village Clerk

APPROVED:

_____
Eric N. Smith, Village President

DRAFT

Project: Village of Buffalo Grove
2026 Multi Use Path Project (VoBG-2026-05)

Project Manager: Adam Dow
Bid Opening Date: 2/26/2026
Bid Opening Location: Virtual

				Engineer's Opinion of Probable Cost		***BID TABULATION***							
						Maneval Construction		TAT Enterprises Inc.		Chicagoland Paving Contractors Inc.		McGill Construction LLC	
Item No.	**Description**	**Quantity**	**Unit**	**Unit**	**Total**	**Unit Price**	**Total**	**Unit Price**	**Total**	**Unit Price**	**Total**	**Unit Price**	**Total**
20101200	Tree Root Pruning	8.0	EA	$ 200.00	$1,600.00	$ 330.00	$2,640.00	$ 100.00	$800.00	$ 50.00	$400.00	$ 100.00	$800.00
20201200	Removal and Disposal of Unsuitable Material	65.0	CY	$ 60.00	$3,900.00	$ 25.00	$1,625.00	$ 105.00	$6,825.00	$ 20.00	$1,300.00	$ 95.00	$6,175.00
21001000	Geotechnical Fabric for Ground Stabilization	130.0	SY	$ 8.00	$1,040.00	$ 1.00	$130.00	$ 2.00	$260.00	$ 1.00	$130.00	$ 2.50	$325.00
30300001	Aggregate Subgrade Improvement	65.0	CY	$ 75.00	$4,875.00	$ 26.00	$1,690.00	$ 75.25	$4,891.25	$ 20.00	$1,300.00	$ 73.00	$4,745.00
35101400	Aggregate Base Course, Type B	45.0	TN	$ 45.00	$2,025.00	$ 19.00	$855.00	$ 25.00	$1,125.00	$ 15.00	$675.00	$ 32.50	$1,462.50
35800100	Preparation of Base	1,010.0	SY	$ 4.00	$4,040.00	$ 0.10	$101.00	$ 2.00	$2,020.00	$ 2.50	$2,525.00	$ 2.20	$2,222.00
40604060	Hot-Mix Asphalt Surface Course, IL-9.5, Mix "D", N50	173.0	TN	$ 150.00	$25,950.00	$ 102.00	$17,646.00	$ 139.25	$24,090.25	$ 170.00	$29,410.00	$ 155.00	$26,815.00
44000161	Hot-Mix Asphalt Surface Removal, 3"	1,010.0	SY	$ 7.50	$7,575.00	$ 6.00	$6,060.00	$ 6.50	$6,565.00	$ 12.50	$12,625.00	$ 10.00	$10,100.00
67100100	Mobilization	1.0	LS	$ 3,500.00	$3,500.00	$ 13,757.00	$13,757.00	$ 2,700.00	$2,700.00	$ 11,767.50	$11,767.50	$ 6,690.00	$6,690.00
70102620	Traffic Control and Protection, Standard 701501	1.0	LS	$ 2,000.00	$2,000.00	$ 1.00	$1.00	$ 1,000.00	$1,000.00	$ 1,000.00	$1,000.00	$ 3,000.00	$3,000.00
-	General Landscape Restoration (Special)	1105.0	SY	$ 13.50	$14,917.50	$ 5.00	$5,525.00	$ 5.65	$6,243.25	$ 3.50	$3,867.50	$ 18.50	$20,442.50
				Total Base Bid:	**$71,422.50**		**$50,030.00**		**$56,519.75**		**$65,000.00**		**$82,777.00**

Illinois Department of Transportation

Local Public Agency
Formal Contract Proposal
VoBG-2026-05

COVER SHEET

Proposal Submitted By:

Contractor's Name

Contractor's Address | City | State | Zip Code

STATE OF ILLINOIS

Local Public Agency	County	Section Number
Village of Buffalo Grove	Cook	26-00000-05-GM

Route(s) (Street/Road Name)	Type of Funds
Various Street Segments	MFT

☒ Proposal Only ☐ Proposal and Plans ☐ Proposal only, plans are separate

Submitted/Approved
For Local Public Agency:

For a County and Road District Project

Submitted/Approved

Highway Commissioner Signature & Date

Submitted/Approved

County Engineer/Superintendent of Highways Signature & Date

For a Municipal Project

Submitted/Approved/Passed

Signature & Date

Official Title

Department of Transportation

Released for bid based on limited review

Regional Engineer Signature & Date

Note: All proposal documents, including Proposal Guaranty Checks or Proposal Bid Bonds, should be stapled together to prevent loss when bids are processed.

Local Public Agency	County	Section Number	Route(s) (Street/Road Name)
Village of Buffalo Grove	Cook	26-00000-05-GM	Various Street Segments

NOTICE TO BIDDERS

Sealed proposals for the project described below will be received at the office of www.vbg.org/bids
Name of Office

Address until 10:30 AM Time on 02/26/26 Date.

Sealed proposals will be opened and read publicly at the office of a live, online meeting hosted by the Village
Name of Office

https://shorturl.at/UASV7 Address at 10:30 AM Time on 02/26/26 Date.

DESCRIPTION OF WORK

Location	Project Length
Various Locations Within the Village Limits	

Proposed Improvement

This project includes, but is not limited, the following major work items: hot-mix asphalt multi use path removal; preparation of base; landscape restoration; and other associated improvements.

1. Plans and proposal forms will be available in the office of

www.vbg.org/bids
Office of the Purchasing Manager - (847) 459-2500

2. ☒ Prequalification

   If checked, the 2 apparent as read low bidders must file within 24 hours after the letting an "Affidavit of Availability" (Form BC 57) in triplicate, showing all uncompleted contracts awarded to them and all low bids pending award for Federal, State, County, Municipal and private work. One original shall be filed with the Awarding Authority and two originals with the IDOT District Office.

3. The Awarding Authority reserves the right to waive technicalities and to reject any or all proposals as provided in BLRS Special Provision for Bidding Requirements and Conditions for Contract Proposals.

4. The following BLR Forms shall be returned by the bidder to the Awarding Authority:
   a. Local Public Agency Formal Contract Proposal (BLR 12200)
   b. Schedule of Prices (BLR 12201)
   c. Proposal Bid Bond (BLR 12230) (if applicable)
   d. Apprenticeship or Training Program Certification (BLR 12325) (do not use for project with Federal funds.)
   e. Affidavit of Illinois Business Office (BLR 12326) (do not use for project with Federal funds)

5. The quantities appearing in the bid schedule are approximate and are prepared for the comparison of bids. Payment to the Contractor will be made only for the actual quantities of work performed and accepted or materials furnished according to the contract. The scheduled quantities of work to be done and materials to be furnished may be increased, decreased or omitted as hereinafter provided.

6. Submission of a bid shall be conclusive assurance and warranty the bidder has examined the plans and understands all requirements for the performance of work. The bidder will be responsible for all errors in the proposal resulting from failure or neglect to conduct an in depth examination. The Awarding Authority will, in no case, be responsible for any costs, expenses, losses or changes in anticipated profits resulting from such failure or neglect of the bidder.

7. The bidder shall take no advantage of any error or omission in the proposal and advertised contract.

8. If a special envelope is supplied by the Awarding Authority, each proposal should be submitted in that envelope furnished by the Awarding Agency and the blank spaces on the envelope shall be filled in correctly to clearly indicate its contents. When an envelope other than the special one furnished by the Awarding Authority is used, it shall be marked to clearly indicate its contents. When sent by mail, the sealed proposal shall be addressed to the Awarding Authority at the address and in care of the official in whose office the bids are to be received. All proposals shall be filed prior to the time and at the place specified in the Notice to Bidders. Proposals received after the time specified will be returned to the bidder unopened.

9. Permission will be given to a bidder to withdraw a proposal if the bidder makes the request in writing or in person before the time for opening proposals.

Local Public Agency	County	Section Number	Route(s) (Street/Road Name)
Village of Buffalo Grove	Cook	26-00000-05-GM	Various Street Segments

PROPOSAL

1. Proposal of _____
Contractor's Name

_____.
Contractor's Address

2. The plans for the proposed work are those prepared by The Village of Buffalo Grove and approved by the Department of Transportation on _____.

3. The specifications referred to herein are those prepared by the Department of Transportation and designated as "Standard Specifications for Road and Bridge Construction" and the " Supplemental Specifications and Recurring Special Provisions" thereto, adopted and in effect on the date of invitation for bids.

4. The undersigned agrees to accept, as part of the contract, the applicable Special Provisions indicated on the "Check Sheet for Recurring Special Provisions" contained in this proposal.

5. The undersigned agrees to complete the work within _____ working days or by 05/15/26 unless additional time is granted in accordance with the specifications.

6. The successful bidder at the time of execution of the contract will be required to deposit a contract bond for the full amount of the award. When a contract bond is not required, the proposal guaranty check will be held in lieu thereof. If this proposal is accepted and the undersigned fails to execute a contract and contract bond as required, it is hereby agreed that the Bid Bond of check shall be forfeited to the Awarding Authority.

7. Each pay item should have a unit price and a total price. If no total price is shown or if there is a discrepancy between the products of the unit price multiplied by the quantity, the unit price shall govern. If a unit price is omitted, the total price will be divided by the quantity in order to establish a unit price. A bid may be declared unacceptable if neither a unit price nor a total price is shown.

8. The undersigned submits herewith the schedule of prices on BLR 12201 covering the work to be performed under this contract.

9. The undersigned further agrees that if awarded the contract for the sections contained in the combinations on BLR 12201, the work shall be in accordance with the requirements of each individual proposal for the multiple bid specified in the Schedule for Multiple Bids below.

10. A proposal guaranty in the proper amount, as specified in BLRS Special Provision for Bidding Requirements and Conditions for Contract Proposals, will be required. Bid Bonds will be allowed as a proposal guaranty. Accompanying this proposal is either a bid bond, if allowed, on Department form BLR 12230 or a proposal guaranty check, complying with the specifications, made payable to: Village Treasurer of Buffalo Grove .
The amount of the check is _____ (_____).

Attach Cashier's Check or Certified Check Here

In the event that one proposal guaranty check is intended to cover two or more bid proposals, the amount must be equal to the sum of the proposal guaranties which would be required for each individual bid proposal. If the proposal guaranty check is placed in another bid proposal, state below where it may be found.

The proposal guaranty check will be found in the bid proposal for: Section Number _____ .

Local Public Agency	County	Section Number	Route(s) (Street/Road Name)
Village of Buffalo Grove	Cook	26-00000-05-GM	Various Street Segments

CONTRACTOR CERTIFICATIONS

The certifications hereinafter made by the bidder are each a material representation of fact upon which reliance is placed should the Department enter into the contract with the bidder.

1. **Debt Delinquency.** The bidder or contractor or subcontractor, respectively, certifies that it is not delinquent in the payment of any tax administered by the Department of Revenue unless the individual or other entity is contesting, in accordance with the procedure established by the appropriate Revenue Act, its liability for the tax or the amount of the tax. Making a false statement voids the contract and allows the Department to recover all amounts paid to the individual or entity under the contract in a civil action.

2. **Bid-Rigging or Bid Rotating**. The bidder or contractor or subcontractor, respectively, certifies that it is not barred from contracting with the Department by reason of a violation of either 720 ILCS 5/33E-3 or 720 ILCS 5/33E-4.

   A violation of section 33E-3 would be represented by a conviction of the crime of bid-rigging which, in addition to Class 3 felony sentencing, provides that any person convicted of this offense, or any similar offense of any state or the United States which contains the same elements as this offense shall be barred for 5 years from the date of conviction from contracting with any unit of State or local government. No corporation shall be barred from contracting with any unit of State or local government as a result of a conviction under this Section of any employee or agent of such corporation if the employee so convicted is no longer employed by the corporation: (1) it has been finally adjudicated not guilty or (2) if it demonstrates to the governmental entity with which it seeks to contract that entity finds that the commission of the offense was neither authorized, requested, commanded, nor performed by a director, officer or a high managerial agent on behalf of the corporation.

   A violation of Section 33E-4 would be represented by a conviction of the crime of bid-rotating which, in addition to Class 2 felony sentencing, provides that any person convicted of this offense or any similar offense of any state or the United States which contains the same elements as this offense shall be permanently barred from contracting with any unit of State of Local government. No corporation shall be barred from contracting with any unit of State or Local government as a result of a conviction under this Section of any employee or agent of such corporation if the employee so convicted is no longer employed by the corporation and: (1) it has been finally adjudicated not guilty or (2) if it demonstrates to the governmental entity with which it seeks to contract and that entity finds that the commission of the offense was neither authorized, requested, commanded, nor performed by a director, officer or a high managerial agent on behalf of the corporation.

3. **Bribery.** The bidder or contractor or subcontractor, respectively, certifies that, it has not been convicted of bribery or attempting to bribe an officer or employee of the State of Illinois or any unit of local government, nor has the firm made an admission of guilt of such conduct which is a matter or record, nor has an official, agent, or employee of the firm committed bribery or attempted bribery on behalf of the firm and pursuant to the direction or authorization of a responsible official of the firm.

4. **Interim Suspension or Suspension.** The bidder or contractor or subcontractor, respectively, certifies that it is not currently under a suspension as defined in Subpart I of Title 44 Subtitle A Chapter III Part 6 of the Illinois Administrative code. Furthermore, if suspended prior to completion of this work, the contract or contracts executed for the completion of this work may be canceled.

Local Public Agency	County	Section Number	Route(s) (Street/Road Name)
Village of Buffalo Grove	Cook	26-00000-05-GM	Various Street Segments

SIGNATURES

(If an individual)

Bidder Signature & Date

Business Address

City | State | Zip Code

(If a partnership)

Firm Name

Signature & Date

Title

Business Address

City | State | Zip Code

Insert the Names and Addresses of all Partners

(If a corporation)

Corporate Name

Signature & Date

Title

Business Address

City | State | Zip Code

Insert Names of Officers

President

Secretary

Attest:

Secretary

Treasurer

Illinois Department of Transportation

Schedule of Prices

VoBG-2026-05

Contractor's Name

Contractor's Address | City | State | Zip Code

Local Public Agency: Village of Buffalo Grove | County: Cook | Section Number: 26-00000-05-GM

Route(s) (Street/Road Name): Various Path Segments

Schedule for Multiple Bids

Combination Letter	Section Included in Combinations	Total

Schedule for Single Bid

(For complete information covering these items, see plans and specifications.)

Item Number	Items	Unit	Quantity	Unit Price	Total
	Base Bid				
20101200	Tree Root Pruning	EA	8		
20201200	Rem and Disp of Unsuit Matl	CY	65		
21001000	Geo Fabric For Ground Stab	SY	130		
30300001	Agg Subgrade Improvement	CY	65		
35101400	Agg Base Course, Type B	TN	45		
35800100	Preparation of Base	SY	1,010		
40604060	HMA Surface Cse, IL-9.5, N50	TN	173		
44000161	HMA Surface Removal, 3"	SY	1,010		
67100100	Mobilization	LS	1		
70102620	Traf Cont and Prot,Stan 701501	LS	1		
-	Gen Landscape Restor (SP)	SY	1,105		
				Bidder's Total Proposal	

1. Each pay item should have a unit price and a total price.
2. If no total price is shown or if there is a discrepancy between the product of the unit price multiplied by the quantity, the unit price shall govern.
3. If a unit price is omitted, the total price will be divided by the quantity in order to establish a unit price.
4. A bid may be declared unacceptable if neither a unit price or total price is shown.

Illinois Department of Transportation

Local Public Agency Proposal Bid Bond

VoBG-2026-05

Local Public Agency	County	Section Number
Village of Buffalo Grove	Cook	26-00000-05-GM

WE, _____ as PRINCIPAL, and

_____ as SURETY, are held jointly, severally and firmly bound unto the above Local Public Agency (hereafter referred to as "LPA") in the penal sum of 5% of the total bid price, or for the amount specified in the proposal documents in effect on the date of invitation for bids, whichever is the lesser sum. We bind ourselves, our heirs, executors, administrators, successors, and assigns, jointly pay to the LPA this sum under the conditions of this instrument.

WHEREAS THE CONDITION OF THE FOREGOING OBLIGATION IS SUCH that, the said PRINCIPAL is submitting a written proposal to the LPA acting through its awarding authority for the construction of the work designated as the above section.

THEREFORE if the proposal is accepted and a contract awarded to the PRINCIPAL by the LPA for the above designated section and the PRINCIPAL shall within fifteen (15) days after award enter into a formal contract, furnish surety guaranteeing the faithful performance of the work, and furnish evidence of the required insurance coverage, all as provided in the "Standard Specifications for Road and Bridge Construction" and applicable Supplemental Specifications, then this obligation shall become void; otherwise it shall remain in full force and effect.

IN THE EVENT the LPA determines the PRINCIPAL has failed to enter into a formal contract in compliance with any requirements set forth in the preceding paragraph, then the LPA acting through its awarding authority shall immediately be entitled to recover the full penal sum set out above, together with all court costs, all attorney fees, and any other expense of recovery.

IN TESTIMONY WHEREOF, the said PRINCIPAL and the said SURETY have caused this instrument to be signed by their respective officers this _____ (Day) of _____ (Month and Year)

Principal

Company Name	Company Name
Signature & Date	Signature & Date
By:	By:
Title	Title

(If Principal is a joint venture of two or more contractors, the company names, and authorized signatures of each contractor must be affixed.)

Surety

Name of Surety	Signature of Attorney-in-Fact Signature & Date
	By:

STATE OF IL

COUNTY OF

I _____ , a Notary Public in and for said county do hereby certify that

_____

(Insert names of individuals signing on behalf of PRINCIPAL & SURETY)

who are each personally known to me to be the same persons whose names are subscribed to the foregoing instrument on behalf of PRINCIPAL and SURETY, appeared before me this day in person and acknowledged respectively, that they signed and delivered said instruments as their free and voluntary act for the uses and purposes therein set forth.

Given under my hand and notarial seal this _____ (Day) day of _____ (Month and Year) .

Notary Public Signature & Date

(SEAL, if required by the LPA)

Date commission expires _____

Local Public Agency	County	Section Number
Village of Buffalo Grove	Cook	26-00000-05-GM

ELECTRONIC BID BOND

☐ **Electronic bid bond is allowed (box must be checked by LPA if electronic bid bond is allowed)**

The Principal may submit an electronic bid bond, in lieu of completing the above section of the Proposal Bid Bond Form. By providing an electronic bid bond ID code and signing below, the Principal is ensuring the identified electronic bid bond has been executed and the Principal and Surety are firmly bound unto the LPA under the conditions of the bid bond as shown above. (If PRINCIPAL is a joint venture of two or more contractors, an electronic bid bond ID code, company/Bidder name title and date must be affixed for each contractor in the venture.)

Electronic Bid Bond ID Code

Company/Bidder Name

Signature & Date

Title

Illinois Department of Transportation

Apprenticeship and Training Program Certification

VoBG-2026-05

Local Public Agency	County	Street Name/Road Name	Section Number
Village of Buffalo Grove	Cook	Various Path Segments	26-00000-05-GM

All contractors are required to complete the following certification

☒ For this contract proposal or for all bidding groups in this deliver and install proposal.

☐ For the following deliver and install bidding groups in this material proposal.

Illinois Department of Transportation policy, adopted in accordance with the provisions of the Illinois Highway Code, requires this contract to be awarded to the lowest responsive and responsible bidder. The award decision is subject to approval by the Department. In addition to all other responsibility factors, this contract or deliver and install proposal requires all bidders and all bidder's subcontractors to disclose participation in apprenticeship or training programs that are (1) approved by and registered with the United States Department of Labor's Bureau of Apprenticeship and Training, and (2) applicable to the work of the above indicated proposals or groups. Therefore, all bidders are required to complete the following certification:

1. Except as provided in paragraph 4 below, the undersigned bidder certifies that it is a participant, either as an individual or as part of a group program, in an approved apprenticeship or training program applicable to each type of work or craft that the bidder will perform with its own employees.

2. The undersigned bidder further certifies, for work to be performed by subcontract, that each of its subcontractors either (A) is, at the time of such bid, participating in an approved, applicable apprenticeship or training program; or (B) will, prior to commencement of performance of work pursuant to this contract, establish participation in an approved apprenticeship or training program applicable to the work of the subcontract.

3. The undersigned bidder, by inclusion in the list in the space below, certifies the official name of each program sponsor holding the Certificate of Registration for all of the types of work or crafts in which the bidder is a participant and that will be performed with the bidder's employees. Types of work or craft that will be subcontracted shall be included and listed as subcontract work. The list shall also indicate any type of work or craft job category for which there is no applicable apprenticeship or training program available.

4. Except for any work identified above, if any bidder or subcontractor shall perform all or part of the work of the contract or deliver and install proposal solely by individual owners, partners or members and not by employees to whom the payment of prevailing rates of wages would be required, check the following box, and identify the owner/operator workforces and positions of ownership. ☐

The requirements of this certification and disclosure are a material part of the contract, and the contractor shall require this certification provision to be included in all approved subcontracts. The bidder is responsible for making a complete report and shall make certain that each type of work or craft job category that will be utilized on the project is accounted for and listed. The Department at any time before or afterward may require the production of a copy of each applicable Certificate of Registration issued by the United States Department of Labor evidencing such participation by the contractor and any or all of its subcontractors. In order to fulfill the participation requirement, it shall not be necessary that any applicable program sponsor be currently taking or that it will take applications for apprenticeship, training or employment during the performance of the work of this contract or deliver and install proposal.

Bidder

Signature & Date

Title

Address	City	State	Zip Code

Illinois Department of Transportation

Affidavit of Illinois Business Office

VoBG-2026-05

Local Public Agency	County	Street Name/Road Name	Section Number
Village of Buffalo Grove	Cook	Various Path Segments	26-00000-05-GM

I, _____ of _____ , _____ ,
Name of Affiant City of Affiant State of Affiant
being first duly sworn upon oath, state as follows:

1. That I am the _____ of _____ .
Officer or Position Bidder

2. That I have personal knowledge of the facts herein stated.

3. That, if selected under the proposal described above, _____ , will maintain a business office in the
Bidder
State of Illinois, which will be located in _____ County, Illinois.
County

4. That this business office will serve as the primary place of employment for any persons employed in the construction contemplated by this proposal.

5. That this Affidavit is given as a requirement of state law as provided in Section 30-22(8) of the Illinois Procurement Code.

Signature & Date

Print Name of Affiant

Notary Public

State of IL

County _____

Signed (or subscribed or attested) before me on _____ by
(date)

_____ , authorized agent(s) of
(name/s of person/s)

_____ .
Bidder

Notary Public Signature & Date

(SEAL)

My commission expires _____

Illinois Department of Transportation

Affidavit of Availability

For the Letting of

VoBG-2026-05

Bureau of Construction
2300 South Dirksen Parkway/Room 322
Springfield, IL 62764

Instructions: Complete this form by either typing or using black ink. "Authorization to Bid" will not be issued unless both sides of this form are completed in detail. Use additional forms as needed to list all work.

Part I. Work Under Contract

List below all work you have under contract as either a prime contractor or a subcontractor. It is required to include all pending low bids not yet awarded or rejected. In a joint venture, list only that portion of the work which is the responsibility of your company. The uncompleted dollar value is to be based upon the most recent engineer's or owners estimate, and must include work subcontracted to others. If no work is contracted, show NONE.

	1	2	3	4	Awards Pending	Accumulated Totals
Contract Number						
Contract With						
Estimated Completion Date						
Total Contract Price						
Uncompleted Dollar Value if Firm is the Prime Contractor						
Uncompleted Dollar Value if Firm is the Subcontractor						
					Total Value of All Work	

Part II. Awards Pending and Uncompleted Work to be done with your own forces.

List below the uncompleted dollar value of work for each contract and awards pending to be completed with your own forces. All work subcontracted to others will be listed on the reverse of this form. In a joint venture, list only that portion of the work to be done by your company. If no work is contracted, show NONE.

Earthwork						
Portland Cement Concrete Paving						
HMA Plant Mix						
HMA Paving						
Clean & Seal Cracks/Joints						
Aggregate Bases, Surfaces						
Highway, R.R., Waterway Struc.						
Drainage						
Electrical						
Cover and Seal Coats						
Concrete Construction						
Landscaping						
Fencing						
Guardrail						
Painting						
Signing						
Cold Milling, Planning, Rotomilling						
Demolition						
Pavement Markings (Paint)						
Other Construction (List)						
Totals						

Disclosure of this information is REQUIRED to accomplish the statutory purpose as outlined in the “Illinois Procurement Code." Failure to comply will result in non-issuance of an "Authorization To Bid." This form has been approved by the State Forms Management Center.

Part III. Work Subcontracted to Others.

For each contract described in Part I, list all the work you have subcontracted to others.

	1	2	3	4	Awards Pending
Subcontractor					
Type of Work					
Subcontract Price					
Amount Uncompleted					
Subcontractor					
Type of Work					
Subcontract Price					
Amount Uncompleted					
Subcontractor					
Type of Work					
Subcontract Price					
Amount Uncompleted					
Subcontractor					
Type of Work					
Subcontract Price					
Amount Uncompleted					
Subcontractor					
Type of Work					
Subcontract Price					
Amount Uncompleted					
Total Uncompleted					

Notary

I, being duly sworn, do hereby declare this affidavit is a true and correct statement relating to ALL uncompleted contracts of the undersigned for Federal, State, County, City and private work, including ALL subcontract work, ALL pending low bids not yet awarded or rejected and ALL estimated completion dates.

Officer or Director

Title

Signature

Date

Company

Address

City

State

Zip Code

Subscribed and sworn to before me

this _____ day of _____ , _____

_____

(Signature of Notary Public)

My commission expires _____

(Notary Seal)

☐ Add pages for additional contracts

Illinois Department of Transportation

Affidavit of Availability

For the Letting of

Bureau of Construction
2300 South Dirksen Parkway/Room 322
Springfield, IL 62764

Instructions: Complete this form by either typing or using black ink. "Authorization to Bid" will not be issued unless both sides of this form are completed in detail. Use additional forms as needed to list all work.

Part I. Work Under Contract

List below all work you have under contract as either a prime contractor or a subcontractor. It is required to include all pending low bids not yet awarded or rejected. In a joint venture, list only that portion of the work which is the responsibility of your company. The uncompleted dollar value is to be based upon the most recent engineer's or owners estimate, and must include work subcontracted to others. If no work is contracted, show NONE.

	1	2	3	4	Awards Pending	Accumulated Totals
Contract Number						
Contract With						
Estimated Completion Date						
Total Contract Price						
Uncompleted Dollar Value if Firm is the Prime Contractor						
Uncompleted Dollar Value if Firm is the Subcontractor						
					Total Value of All Work	

Part II. Awards Pending and Uncompleted Work to be done with your own forces.

List below the uncompleted dollar value of work for each contract and awards pending to be completed with your own forces. All work subcontracted to others will be listed on the reverse of this form. In a joint venture, list only that portion of the work to be done by your company. If no work is contracted, show NONE.

Earthwork						
Portland Cement Concrete Paving						
HMA Plant Mix						
HMA Paving						
Clean & Seal Cracks/Joints						
Aggregate Bases, Surfaces						
Highway, R.R., Waterway Struc.						
Drainage						
Electrical						
Cover and Seal Coats						
Concrete Construction						
Landscaping						
Fencing						
Guardrail						
Painting						
Signing						
Cold Milling, Planning, Rotomilling						
Demolition						
Pavement Markings (Paint)						
Other Construction (List)						
Totals						

Disclosure of this information is REQUIRED to accomplish the statutory purpose as outlined in the “Illinois Procurement Code." Failure to comply will result in non-issuance of an "Authorization To Bid." This form has been approved by the State Forms Management Center.

Part III. Work Subcontracted to Others.

For each contract described in Part I, list all the work you have subcontracted to others.

	2	3	4	Awards Pending	1
Subcontractor					
Type of Work					
Subcontract Price					
Amount Uncompleted					
Subcontractor					
Type of Work					
Subcontract Price					
Amount Uncompleted					
Subcontractor					
Type of Work					
Subcontract Price					
Amount Uncompleted					
Subcontractor					
Type of Work					
Subcontract Price					
Amount Uncompleted					
Subcontractor					
Type of Work					
Subcontract Price					
Amount Uncompleted					
Total Uncompleted					

Notary

I, being duly sworn, do hereby declare this affidavit is a true and correct statement relating to ALL uncompleted contracts of the undersigned for Federal, State, County, City and private work, including ALL subcontract work, ALL pending low bids not yet awarded or rejected and ALL estimated completion dates.

Officer or Director

Title

Signature

Date

Company

Address

City

State

Zip Code

Subscribed and sworn to before me

this _____ day of _____ , _____

_____

(Signature of Notary Public)

My commission expires _____

(Notary Seal)

☐ Add pages for additional contracts

Illinois Department of Transportation

Affidavit of Availability

For the Letting of

Bureau of Construction
2300 South Dirksen Parkway/Room 322
Springfield, IL 62764

Instructions: Complete this form by either typing or using black ink. "Authorization to Bid" will not be issued unless both sides of this form are completed in detail. Use additional forms as needed to list all work.

Part I. Work Under Contract

List below all work you have under contract as either a prime contractor or a subcontractor. It is required to include all pending low bids not yet awarded or rejected. In a joint venture, list only that portion of the work which is the responsibility of your company. The uncompleted dollar value is to be based upon the most recent engineer's or owners estimate, and must include work subcontracted to others. If no work is contracted, show NONE.

	1	2	3	4	Awards Pending	Accumulated Totals
Contract Number						
Contract With						
Estimated Completion Date						
Total Contract Price						
Uncompleted Dollar Value if Firm is the Prime Contractor						
Uncompleted Dollar Value if Firm is the Subcontractor						
					Total Value of All Work	

Part II. Awards Pending and Uncompleted Work to be done with your own forces.

List below the uncompleted dollar value of work for each contract and awards pending to be completed with your own forces. All work subcontracted to others will be listed on the reverse of this form. In a joint venture, list only that portion of the work to be done by your company. If no work is contracted, show NONE.

Earthwork						
Portland Cement Concrete Paving						
HMA Plant Mix						
HMA Paving						
Clean & Seal Cracks/Joints						
Aggregate Bases, Surfaces						
Highway, R.R., Waterway Struc.						
Drainage						
Electrical						
Cover and Seal Coats						
Concrete Construction						
Landscaping						
Fencing						
Guardrail						
Painting						
Signing						
Cold Milling, Planning, Rotomilling						
Demolition						
Pavement Markings (Paint)						
Other Construction (List)						
Totals						

Disclosure of this information is REQUIRED to accomplish the statutory purpose as outlined in the “Illinois Procurement Code." Failure to comply will result in non-issuance of an "Authorization To Bid." This form has been approved by the State Forms Management Center.

Part III. Work Subcontracted to Others.

For each contract described in Part I, list all the work you have subcontracted to others.

	1	2	3	4	Awards Pending
Subcontractor					
Type of Work					
Subcontract Price					
Amount Uncompleted					
Subcontractor					
Type of Work					
Subcontract Price					
Amount Uncompleted					
Subcontractor					
Type of Work					
Subcontract Price					
Amount Uncompleted					
Subcontractor					
Type of Work					
Subcontract Price					
Amount Uncompleted					
Subcontractor					
Type of Work					
Subcontract Price					
Amount Uncompleted					
Total Uncompleted					

Notary

I, being duly sworn, do hereby declare this affidavit is a true and correct statement relating to ALL uncompleted contracts of the undersigned for Federal, State, County, City and private work, including ALL subcontract work, ALL pending low bids not yet awarded or rejected and ALL estimated completion dates.

Officer or Director

Title

Signature

Date

Company

Address

City

State

Zip Code

Subscribed and sworn to before me

this _____ day of _____ , _____

_____

(Signature of Notary Public)

My commission expires _____

(Notary Seal)

☐ Add pages for additional contracts

Illinois Department of Transportation

Affidavit of Availability

For the Letting of

Bureau of Construction
2300 South Dirksen Parkway/Room 322
Springfield, IL 62764

Instructions: Complete this form by either typing or using black ink. "Authorization to Bid" will not be issued unless both sides of this form are completed in detail. Use additional forms as needed to list all work.

Part I. Work Under Contract

List below all work you have under contract as either a prime contractor or a subcontractor. It is required to include all pending low bids not yet awarded or rejected. In a joint venture, list only that portion of the work which is the responsibility of your company. The uncompleted dollar value is to be based upon the most recent engineer's or owners estimate, and must include work subcontracted to others. If no work is contracted, show NONE.

	1	2	3	4	Awards Pending	Accumulated Totals
Contract Number						
Contract With						
Estimated Completion Date						
Total Contract Price						
Uncompleted Dollar Value if Firm is the Prime Contractor						
Uncompleted Dollar Value if Firm is the Subcontractor						
					Total Value of All Work	

Part II. Awards Pending and Uncompleted Work to be done with your own forces.

List below the uncompleted dollar value of work for each contract and awards pending to be completed with your own forces. All work subcontracted to others will be listed on the reverse of this form. In a joint venture, list only that portion of the work to be done by your company. If no work is contracted, show NONE.

Earthwork						
Portland Cement Concrete Paving						
HMA Plant Mix						
HMA Paving						
Clean & Seal Cracks/Joints						
Aggregate Bases, Surfaces						
Highway, R.R., Waterway Struc.						
Drainage						
Electrical						
Cover and Seal Coats						
Concrete Construction						
Landscaping						
Fencing						
Guardrail						
Painting						
Signing						
Cold Milling, Planning, Rotomilling						
Demolition						
Pavement Markings (Paint)						
Other Construction (List)						
Totals						

Disclosure of this information is REQUIRED to accomplish the statutory purpose as outlined in the “Illinois Procurement Code." Failure to comply will result in non-issuance of an "Authorization To Bid." This form has been approved by the State Forms Management Center.

Part III. Work Subcontracted to Others.

For each contract described in Part I, list all the work you have subcontracted to others.

	1	2	3	4	Awards Pending
Subcontractor					
Type of Work					
Subcontract Price					
Amount Uncompleted					
Subcontractor					
Type of Work					
Subcontract Price					
Amount Uncompleted					
Subcontractor					
Type of Work					
Subcontract Price					
Amount Uncompleted					
Subcontractor					
Type of Work					
Subcontract Price					
Amount Uncompleted					
Subcontractor					
Type of Work					
Subcontract Price					
Amount Uncompleted					
Total Uncompleted					

Notary

I, being duly sworn, do hereby declare this affidavit is a true and correct statement relating to ALL uncompleted contracts of the undersigned for Federal, State, County, City and private work, including ALL subcontract work, ALL pending low bids not yet awarded or rejected and ALL estimated completion dates.

Officer or Director

Title

Signature

Date

Company

Address

City

State

Zip Code

Subscribed and sworn to before me

this _____ day of _____ , _____

_____

(Signature of Notary Public)

My commission expires _____

(Notary Seal)

☐ Add pages for additional contracts

Illinois Department of Transportation

Affidavit of Availability

For the Letting of

Bureau of Construction
2300 South Dirksen Parkway/Room 322
Springfield, IL 62764

Instructions: Complete this form by either typing or using black ink. "Authorization to Bid" will not be issued unless both sides of this form are completed in detail. Use additional forms as needed to list all work.

Part I. Work Under Contract

List below all work you have under contract as either a prime contractor or a subcontractor. It is required to include all pending low bids not yet awarded or rejected. In a joint venture, list only that portion of the work which is the responsibility of your company. The uncompleted dollar value is to be based upon the most recent engineer's or owners estimate, and must include work subcontracted to others. If no work is contracted, show NONE.

	1	2	3	4	Awards Pending	Accumulated Totals
Contract Number						
Contract With						
Estimated Completion Date						
Total Contract Price						
Uncompleted Dollar Value if Firm is the Prime Contractor						
Uncompleted Dollar Value if Firm is the Subcontractor						
					Total Value of All Work	

Part II. Awards Pending and Uncompleted Work to be done with your own forces.

List below the uncompleted dollar value of work for each contract and awards pending to be completed with your own forces. All work subcontracted to others will be listed on the reverse of this form. In a joint venture, list only that portion of the work to be done by your company. If no work is contracted, show NONE.

Earthwork						
Portland Cement Concrete Paving						
HMA Plant Mix						
HMA Paving						
Clean & Seal Cracks/Joints						
Aggregate Bases, Surfaces						
Highway, R.R., Waterway Struc.						
Drainage						
Electrical						
Cover and Seal Coats						
Concrete Construction						
Landscaping						
Fencing						
Guardrail						
Painting						
Signing						
Cold Milling, Planning, Rotomilling						
Demolition						
Pavement Markings (Paint)						
Other Construction (List)						
Totals						

Disclosure of this information is REQUIRED to accomplish the statutory purpose as outlined in the “Illinois Procurement Code." Failure to comply will result in non-issuance of an "Authorization To Bid." This form has been approved by the State Forms Management Center.

Part III. Work Subcontracted to Others.

For each contract described in Part I, list all the work you have subcontracted to others.

	1	2	3	4	Awards Pending
Subcontractor					
Type of Work					
Subcontract Price					
Amount Uncompleted					
Subcontractor					
Type of Work					
Subcontract Price					
Amount Uncompleted					
Subcontractor					
Type of Work					
Subcontract Price					
Amount Uncompleted					
Subcontractor					
Type of Work					
Subcontract Price					
Amount Uncompleted					
Subcontractor					
Type of Work					
Subcontract Price					
Amount Uncompleted					
Total Uncompleted					

Notary

I, being duly sworn, do hereby declare this affidavit is a true and correct statement relating to ALL uncompleted contracts of the undersigned for Federal, State, County, City and private work, including ALL subcontract work, ALL pending low bids not yet awarded or rejected and ALL estimated completion dates.

Officer or Director

Title

Signature

Date

Company

Address

City

State

Zip Code

Subscribed and sworn to before me

this _____ day of _____ , _____

_____

(Signature of Notary Public)

My commission expires _____

(Notary Seal)

EXHIBIT A - PUBLIC CONTRACT STATEMENT

This Public Contract Statement (the "**Contract Statement**") has been executed by the below supplier, Contractor or vendor (collectively the "**Contractor**") in order for the Village of Buffalo Grove to obtain certain information necessary prior to awarding a public contract. The Contract Statement shall be executed and notarized and submitted as part of the Bid Proposal.

CERTIFICATION OF CONTRACTOR/BIDDER

In order to comply with 720 Illinois Compiled Statutes 5/33 E-1 et seq., the Village of Buffalo Grove requires the following certification be acknowledged:

> The Contractor certifies that it is not barred from bidding or supplying any goods, services or construction let by the Village of Buffalo Grove with or without bid, due to any violation of either Section 5/33 E-3 or 5/33 E-4 of Article 33E, Public Contracts, of the Chapter 720 of the Illinois Compiled Statutes, as amended. This act relates to interference with public contracting, bid rigging and rotating, kickbacks, and bidding.

CERTIFICATION RELATIVE TO 65 ILCS 5/11-42.1.1

In order to comply with 65 Illinois Complied Statutes 5/11-42.1.1, the Village of Buffalo Grove requires the following certification:

> The Contractor does hereby swear and affirm that it is not delinquent in the payment of any tax administered by the Illinois Department of Revenue unless it is contesting such tax in accordance with the procedures established by the appropriate revenue act, its liability for the tax or the amount of the tax. The undersigned further understands that making a false statement herein: (1) is a Class A misdemeanor, and (2) voids the contract and allows the Village to recover all amounts paid to it under the contract.

CONFLICT OF INTEREST

The Village of Buffalo Grove Municipal Code requires the following verification relative to conflict of interest and compliance with general ethics requirements of the Village:

> The Contractor represents and warrants to the Village of Buffalo Grove as a term and condition of acceptance of their Bid Proposal that none of the following Village officials is either an officer or director of Contractor nor owns five percent (5%) or more of the Contractor: the Village President, the members of the Village Board of Trustees, the Village Clerk, the Village Treasurer, the members of the Zoning Board of Appeals and the Plan Commission, the Village Manager and his/her Assistant, or the heads of the various departments within the Village.

If the foregoing representation and warranty is inaccurate, state the name of the Village official who either is an officer or director of your business entity or owns five percent (5%) or more thereof: _____.

OTHER COMMITMENTS

Has your firm ever been debarred by a governmental agency in the State of Illinois within the last 7 years? If no, please check the box. ☐

I have read, understand and am able to fulfill the requirements of the contract documents. If yes, please check the box. ☐

I can provide insurance documents that meet the terms of the contract documents, which includes original endorsements that explicitly names the Village of Buffalo Grove (and others per the contract documents). If yes, please check the box. ☐

In the past 7 years has your firm been involved inlitigation, arbitration, or mediation with a governmental agency? If no, please check the box. ☐ If yes, please provide a brief description.

IN WITNESS WHEREOF, the below Contractor has signed and sealed this Contract Statement as of this ____ day of _____, 20___.

_____
Print Name of Contractor

_____
Signature

_____
Print Title

Given under my hand and official seal, this _____ day of _____, 20___.

_____
Notary Public

GISConsortium | 2026 Multi Use Path - Area 1

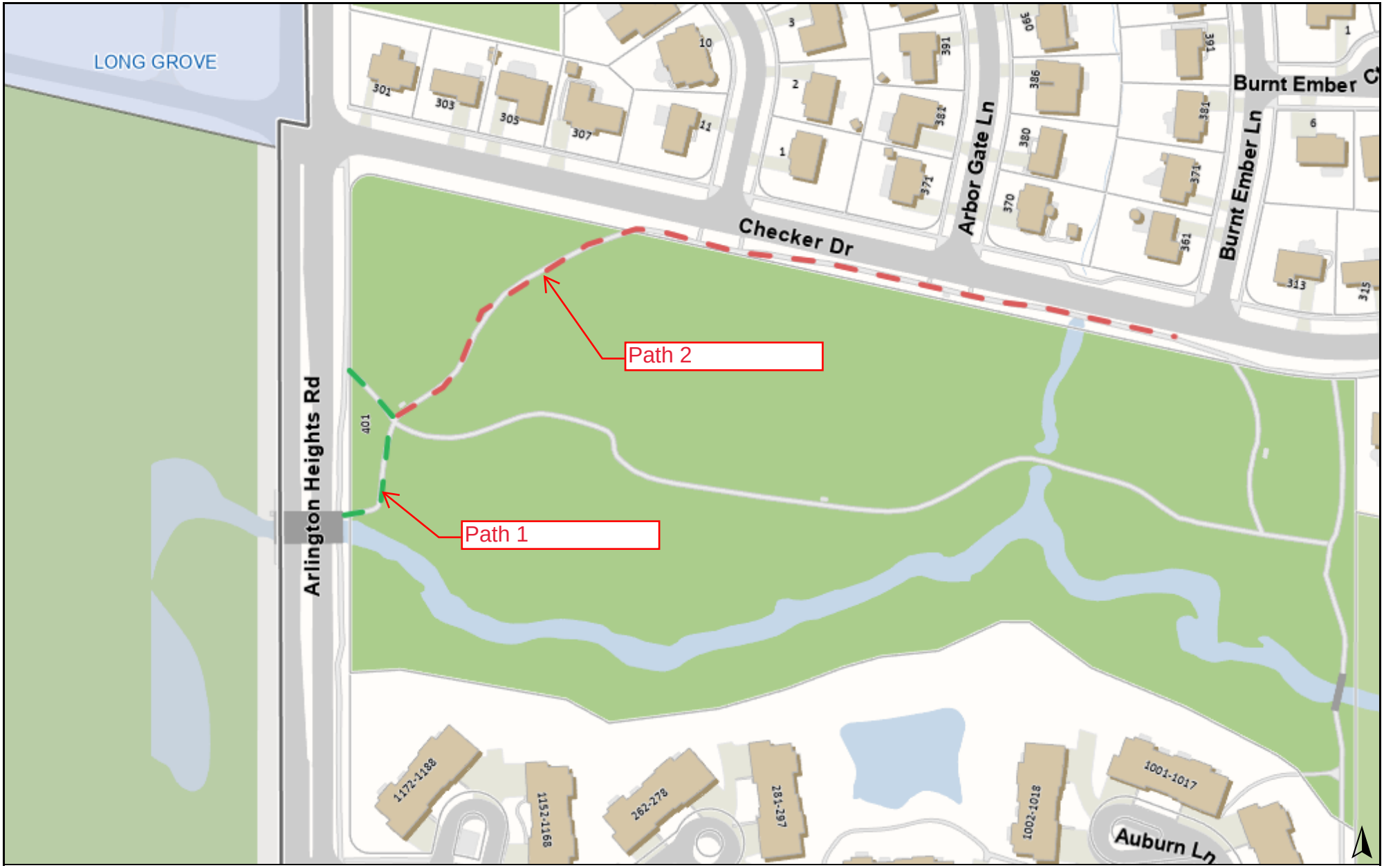

0 300 600 ft

Print Date: 2/12/2026

Notes
VoBG-2026-05

Disclaimer: The GIS Consortium and MGP Inc. are not liable for any use, misuse, modification or disclosure of any map provided under applicable law. This map is for general information purposes only. Although the information is believed to be generally accurate, errors may exist and the user should independently confirm for accuracy. The map does not constitute a regulatory determination and is not a base for engineering design. A Registered Land Surveyor should be consulted to determine precise location boundaries on the ground.

GISConsortium | 2026 Multi Use Path - Area 2



0 200 400 ft

Print Date: 2/9/2026

Notes
VoBG-2026-05

Disclaimer: The GIS Consortium and MGP Inc. are not liable for any use, misuse, modification or disclosure of any map provided under applicable law. This map is for general information purposes only. Although the information is believed to be generally accurate, errors may exist and the user should independently confirm for accuracy. The map does not constitute a regulatory determination and is not a base for engineering design. A Registered Land Surveyor should be consulted to determine precise location boundaries on the ground.

Description of Work
2026 Multi Use Path Project
Village of Buffalo Grove

This project includes existing asphalt paths within The Prairies at Buffalo Creek Nature Preserve and Peterson Park owned, maintained and within the Village of Buffalo Grove property. The asphalt paths require removal and replacement due to cracking, trip hazards, settlements, and/or heaving, to protect the traveling public.

The following are approximate widths, lengths, and areas of all base bid and alternate paths in consideration:

	Width (FT)	Length (FT)	Area (SY)
Area 1: Buffalo Creek Nature Preserve (Path 1)	8	250	223
Area 1: Buffalo Creek Nature Preserve (Path 2)	4	1,040	463
Area 2: Indian Creek – Peterson Park (Path 3)	8	360	320
	Total:	*1,650*	*1,006*

The above segments will include existing pathway asphalt surface removal, removal and disposal of unsuitable material, preparation of base, subbase granular material, limestone aggregate placement, landscape restoration, and other associated improvements.

HMA PATH RESURFACING
(SEE DESCRIPTION OF WORK)

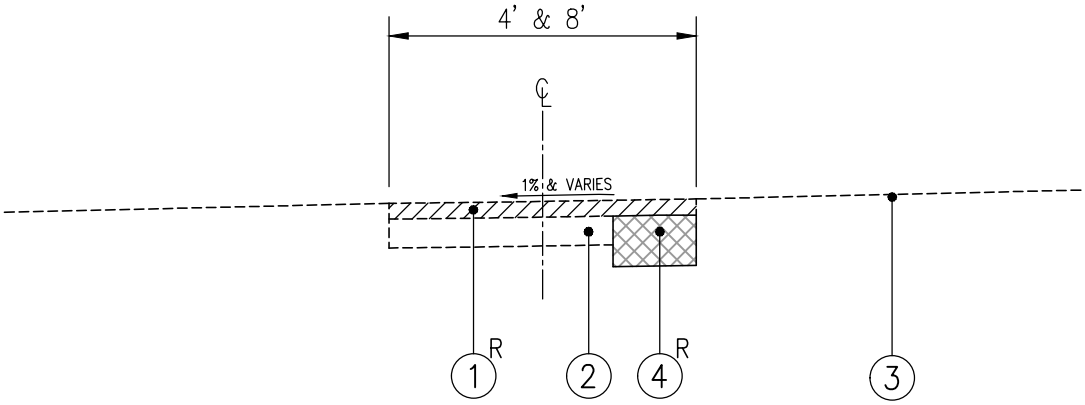

EXISTING PAVEMENT SECTION

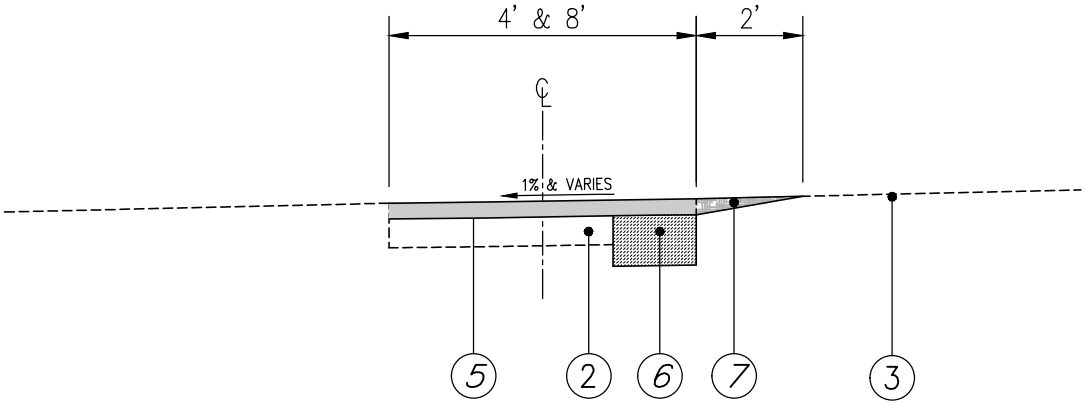

PROPOSED PAVEMENT SECTION

TYPICAL SECTION LEGEND

NO	DESCRIPTION
(1)	EXISTING BITUMINOUS PAVEMENT, VARIES
(2)	EXISTING AGGREGATE BASE COURSE, VARIES
(3)	EXISTING GROUND
(4)	UNSUITABLE MATERIAL (as required)
(5)	*PROPOSED HMA SURFACE COURSE, 3"*
(6)	*PROPOSED AGGREGATE SUBGRADE & GEOTECHNICAL FABRIC (as required)*
(7)	*GENERAL LANDSCAPE RESTORATION*
(X)R	*ITEM TO BE REMOVED*

HMA - MIXTURE REQUIREMENTS

MIXTURE TYPE	AIR VOIDS @ Ndes	QMP
RESURFACING		
HMA Surface Course, Mix D, IL-9.5, N50 2"	4% @ 50 Gyr.	
QMP Designations: Quality Control/Quality Assurance (QC/QA)		

1. The unit weight used to calculate all HMA Surface Mixture quantities is 112 lb/sy/in.
2. The 'AC Type' for Polymerized HMA mixes shall be 'SBS/SBR PG 76-22' and for non-polymerized HMA the 'AC Type' shall be 'PG 64-22' unless modified by District One Special Provisions.
3. For HMA full depth 'AC Type' see Special Provisions.
4. For use of recycled materials see Special Provisions.
5. Quality Management Program (QMP) identifies the particular quality control specification that applies to the HMA mixture.

GEWALT HAMILTON ASSOCIATES, INC.
625 Forest Edge Drive ■ Vernon Hills, IL. 60061
TEL 847.478.9700 ■ FAX 847.478.9701

TYPICAL SECTION

2026 MULTI USE PATH PROJECT
SECTION #: 26-00000-03-GM
VILLAGE OF BUFFALO GROVE, ILLINOIS

FILE: 4798.082_PR1.dwg	
DRAWN BY: ESO	GHA PROJECT # 4798.082
DATE: 12/28/2023	
CHECKED BY: LJD	SCALE: NTS

SUMMARY OF QUANTITIES – AREA 1 (PATH 1)

SP	ITEM NO	DESCRIPTION	UNIT	QUANTITY
	20101200	Tree Root Pruning	EA	3
	20201200	Removal and Disposal of Unsuitable Material	CY	15
	21001000	Geotechnical Fabric for Ground Stabilization	SY	30
	30300001	Aggregate Subgrade Improvement	CY	15
	35101400	Aggregate Base Course, Type B	TN	10
	35800100	Preparation of Base	SY	225
	40604060	Hot-Mix Asphalt Surface Course, IL-9.5, Mix "D", N50	TN	38
	44000161	Hot-Mix Asphalt Surface Removal, 3"	SY	225
	67100100	Mobilization	LS	1.0
	70102620	Traffic Control and Protection, Standard 701501	LS	1.0
*	-	General Landscape Restoration (Special)	SY	170

* Special Provision Required

SUMMARY OF QUANTITIES – AREA 1 (PATH 2)

SP	ITEM NO	DESCRIPTION	UNIT	QUANTITY
	20201200	Removal and Disposal of Unsuitable Material	CY	30
	21001000	Geotechnical Fabric for Ground Stabilization	SY	50
	30300001	Aggregate Subgrade Improvement	CY	30
	35101400	Aggregate Base Course, Type B	TN	20
	35800100	Preparation of Base	SY	465
	40604060	Hot-Mix Asphalt Surface Course, IL-9.5, Mix "D", N50	TN	80
	44000161	Hot-Mix Asphalt Surface Removal, 3"	SY	465
*	-	General Landscape Restoration (Special)	SY	695

* Special Provision Required

SUMMARY OF QUANTITIES – AREA 2 (PATH 3)

SP	ITEM NO	DESCRIPTION	UNIT	QUANTITY
	20101200	Tree Root Pruning	EA	5
	20201200	Removal and Disposal of Unsuitable Material	CY	20
	21001000	Geotechnical Fabric for Ground Stabilization	SY	50
	30300001	Aggregate Subgrade Improvement	CY	20
	35101400	Aggregate Base Course, Type B	TN	15
	35800100	Preparation of Base	SY	320
	40604060	Hot-Mix Asphalt Surface Course, IL-9.5, Mix "D", N50	TN	55
	44000161	Hot-Mix Asphalt Surface Removal, 3"	SY	320
*	-	General Landscape Restoration (Special)	SY	240

* Special Provision Required

Illinois Department of Transportation

Check Sheet for Recurring Special Provisions

Local Public Agency	County	Section Number
Village of Buffalo Grove	Cook	26-00000-05-GM

☐ **Check this box for lettings prior to 01/01/2026**

The Following Recurring Special Provisions Indicated By An "X" Are Applicable To This Contract And Are Included By Reference:

Recurring Special Provisions

Check Sheet #			Page No.
1	☐	Additional State Requirements for Federal-Aid Construction Contracts	87
2	☐	Subletting of Contracts (Federal-Aid Contracts)	90
3	☐	EEO	91
4	☐	Specific EEO Responsibilities Non Federal-Aid Contracts	101
5	☐	Required Provisions - State Contracts	106
6	☐	Asbestos Bearing Pad Removal	112
7	☐	Asbestos Waterproofing Membrane and Asbestos HMA Surface Removal	113
8	☐	Temporary Stream Crossings and In-Stream Work Pads	114
9	☐	Construction Layout Stakes	115
10	☐	Use of Geotextile Fabric for Railroad Crossing	118
11	☐	Subsealing of Concrete Pavements	120
12	☐	Hot-Mix Asphalt Surface Correction	124
13	☐	Pavement and Shoulder Resurfacing	126
14	☐	Patching with Hot-Mix Asphalt Overlay Removal	127
15	☐	Polymer Concrete	129
16	☐	Reserved	131
17	☐	Bicycle Racks	132
18	☐	Temporary Portable Bridge Traffic Signals	134
19	☐	Nighttime Inspection of Roadway Lighting	136
20	☐	English Substitution of Metric Bolts	137
21	☐	Calcium Chloride Accelerator for Portland Cement Concrete	138
22	☐	Quality Control of Concrete Mixtures at the Plant	139
23	☐	Quality Control/Quality Assurance of Concrete Mixtures	147
24	☐	Reserved	163
25	☐	Reserved	164
26	☐	Temporary Raised Pavement Markers	165
27	☐	Restoring Bridge Approach Pavements Using High-Density Foam	166
28	☐	Portland Cement Concrete Inlay or Overlay	169
29	☐	Portland Cement Concrete Partial Depth Hot-Mix Asphalt Patching	173
30	☐	Longitudinal Joint and Crack Patching	176
31	☐	Concrete Mix Design - Department Provided	178
32	☐	Station Numbers in Pavements or Overlays	179

Local Public Agency	County	Section Number
Village of Buffalo Grove	Cook	26-00000-05-GM

The Following Local Roads And Streets Recurring Special Provisions Indicated By An "X" Are Applicable To This Contract And Are Included By Reference:

Local Roads And Streets Recurring Special Provisions

Check Sheet #			Page No.
LRS 1		**Reserved**	181
LRS 2	☐	Furnished Excavation	182
LRS 3	☒	Work Zone Traffic Control Surveillance	183
LRS 4	☒	Flaggers in Work Zones	184
LRS 5	☒	Contract Claims	185
LRS 6	☒	Bidding Requirements and Conditions for Contract Proposals	186
LRS 7	☐	Bidding Requirements and Conditions for Material Proposals	192
LRS 8		**Reserved**	198
LRS 9	☐	Bituminous Surface Treatments	199
LRS 10		**Reserved**	203
LRS 11	☒	Employment Practices	204
LRS 12	☒	Wages of Employees on Public Works	206
LRS 13	☒	Selection of Labor	208
LRS 14	☐	Paving Brick and Concrete Paver Pavements and Sidewalks	209
LRS 15	☒	Partial Payments	212
LRS 16	☐	Protests on Local Lettings	213
LRS 17	☐	Substance Abuse Prevention Program	214
LRS 18	☐	Multigrade Cold Mix Asphalt	215
LRS 19	☐	Reflective Crack Control Treatment	216

Illinois Department of Transportation

Special Provisions

Local Public Agency	County	Section Number
Village of Buffalo Grove	Cook	26-00000-05-GM

The following Special Provision supplement the "Standard Specifications for Road and Bridge Construction", adopted January 1, 2022, the latest edition of the "Manual on Uniform Traffic Control Devices for Streets and Highways", and the "Manual of Test Procedures of Materials" in effect on the date of invitation of bids, and the Supplemental Specification and Recurring Special Provisions indicated on the Check Sheet included here in which apply to and govern the construction of the above named section, and in case of conflict with any parts, or parts of said Specifications, the said Special Provisions shall take precedence and shall govern.

2026 Multi-use Path Project

TABLE OF CONTENTS
FOR CONTRACT SPECIAL PROVISIONS

General Conditions

1. General Conditions
2. Scope of Work
3. Definition of Village of Buffalo Grove
4. Clean Construction and Demolition Debris (CCDD) Material Disposal
5. JULIE Notification
6. Notice to Bidders
7. Village Contractor Registration
8. Completion Date
9. Contract Sequencing
10. Construction Work Periods
11. Pre-Construction Meeting
12. Authority of the Engineer
13. Status of Utilities
14. Existing Hardscape
15. Protection of Mailboxes
16. Saw Cutting
17. Use of Fire Hydrants
18. Dust Control
19. Earth Excavation
20. Traffic Control Plan
21. Maintenance of Roadways
22. Use of the Work Site
23. Indemnification
24. Insurance Requirements
25. Accidents
26. No Assignment
27. Default
28. Delays
29. Compliance With Laws
30. No Waiver of Rights
31. Termination of the Contract
32. Controlling Law and Venue
33. Miscellaneous
34. Application For Payment
35. Retainage and Waivers

36. Certified Payroll Reports
37. Monetary Penalties
38. Public Notification
39. Maintenance Bond

Special Provisions

1. Tree Root Pruning
2. Aggregate Base Course, Type B
3. General Landscape Restoration (Special)

IDOT District One - Special Provisions

1. Friction Aggregate (D-1)
2. Ground Tire Rubber (GTR) Modified Asphalt Binder (D-1)
3. Hot-Mix Asphalt (D-1)
4. Hot-Mix Asphalt Binder and Surface Course(D-1)
5. Hot-Mix Asphalt – Mixture Design Verification and Production (D-1)

General Conditions

1. General Conditions

It is the policy of the Municipality and other governing agencies to set standards for the performance of road and bridge construction. This contract shall expressly adhere to the 'Standard Specifications for Road and Bridge Construction', latest edition, and the 'Standard Specifications for Water and Sewer Main Construction in Illinois', latest edition, unless otherwise specified herein.

2. Scope of Work

The provisions of Article 104.02 of the Standard Specifications are hereby amended as follows: **"The Village of Buffalo Grove (Village) expressly reserves the right to remove from or add to the project any portions thereof included in the 2026 Multi Use Path Project. Such additions or reductions, if any, shall be made in writing by the Village prior to execution of the Contract Documents. Any addition or reduction in the scope of work required by the Village prior to the execution of the Contract Documents shall not result in an adjustment to the contract or to the price originally bid."**

3. Definition of Village of Buffalo Grove

All references in the contract relating to the Department, Awarding Authority, Village of Buffalo Grove, Village etc. shall mean the Village of Buffalo Grove.

4. Clean Construction and Demolition Debris (CCDD) Material Disposal

Work under this item shall be performed in compliance with the Illinois Environmental Protection Agency (IEPA) guidelines in effect at the time of construction.

The Contractor will be required to make all arrangements for coordination and submission of the necessary documents with their chosen CCDD or other suitable disposal facility. Written confirmation of preliminary approval must be provided from the disposal facility and confirmed by the Owner as acceptable.

All surplus, clean material generated from the Contractor's activities must be disposed of at an IEPA permitted CCDD or otherwise acceptable facility. The Contractor is responsible for providing documentation to the Owner for each load hauled off-site showing the quantity of material and the location the material was disposed of.

Disposal of clean material not in compliance with these requirements will constitute breach of contract. If the Contractor fails to provide adequate documentation supporting the legal disposal of clean material according to this special provision, the Contractor shall be fined $1,000 per load of material and will assume all liability associated with material disposed of not in compliance with this special provision.

No extra compensation will be allowed to the Contractor for any expenses incurred complying with these requirements including but not limited to: delays, inconvenience, or interruptions in the work resulting from compliance with these requirements. All costs associated with material disposal shall be included into the appropriate unit bid prices for the work.

5. JULIE Notification

The Contractor shall call the Joint Utility Locating Information for Excavators (JULIE) (1-800-892-0123 or 811), a minimum of forty-eight (48) hours in advance of work being done in the area in accordance with Article 107.39 of the Standard Specifications.

For utilities which are not members, excluding homeowners, the Contractor shall contact the owners directly. The Contractor will be required to cooperate with all utility companies and municipal agencies involved in connection with the removal, temporary relocation, reconstruction or abandonment by these agencies of any and all services.

No additional compensation will be allowed the Contractor for any expense incurred by complying with these requirements, or because of delays, inconvenience or interruptions in his work resulting from the failure of the municipal agencies or utility company to remove, relocate, reconstruct or abandon their services.

6. Notice to Bidders

All bid proposals must be submitted electronically through the Village's Vendor Registry online procurement system. **Hard copy bids** All bid proposals must be submitted electronically through the Village's BidNet online procurement system. **Hard copy bids will not be accepted.** As read results of the bids will be posted to the Village's webpage, www.vbg.org/bids as soon as possible following the bid opening. In order to submit a bid proposal, bidders shall:

a. Go to www.vbg.org/bids or www.bidnetdirect.com//villageofbuffalogrove
b. Click on the tab, Open Solicitations and select the project description, '2026 Multi Use Path Project'.
c. Log in to your account and enter your total bid.
d. Include an attachment (up to 200 MB), the following bid documents only:
    i. Local Public Agency Formal Contract Proposal
    ii. Schedule of Prices
    iii. Local Agency Proposal Bid Bond
e. The following documents will be requested by the two (2) as read low bidders immediately following the bid opening:
    i. Apprenticeship or Training Program Certification
    ii. Affidavit of Illinois Business Office
    iii. Affidavit of Availability
    iv. Village of Buffalo Grove Public Contract Statements

All bid questions shall be in writing, and will be accepted up to Friday, February 20 at 9 AM.

All bids will be opened and read publicly via the Microsoft Teams video conferencing platform.

Please join on your computer, mobile app or room device
https://shorturl.at/UASV7

7. Village Contractor Registration

All bidders are required to fully register with the Village of Buffalo Grove, including IRS Form W-9, at:

www.vbg.org/bids

Select the link 'Register Now'

Please contact BidNet Direct's Vendor Support department at 800-835-4603 (Option 2) for assistance in the registration process.

The Village of Buffalo Grove reserves the right to reject any or all proposals if the bidder does not comply with the requirements as stated herein.

8. Completion Date

The Contractor shall commence the work to be performed under this contract, on or near Monday, Monday April 20, 2026. The work shall be prosecuted in such a manner and with such a supply of materials, equipment and labor as considered necessary to ensure its completion according to the time specified in the contract. The Contractor shall have ten (10) working days from the actual date the Contractor begins work to complete this project. All work shall be completed, regardless of what is awarded or the actual start date by **Friday, May 15, 2026**, including punch list items, as defined in Article 108.04 of the Standard Specifications.

In case of failure to complete the work on time, the provisions of Article 108.09 of the Standard Specifications shall apply following the calendar day schedule of deductions.

The estimated Village Board award date for this project is Monday, March 16, 2026.

9. Contract Sequencing

The Contractor shall notify the Engineer at least 72 hours in advance of beginning work and 48 hours prior to construction commencement on each subsequent segment. Construction operations shall be conducted in a manner such that streets will remain open to all traffic. At no time shall residents or business owners be kept out of their driveway over a weekend or holiday as defined in article 107.09 of the Standard Specifications.

Work shall be scheduled so that it is continuous on the various roadways. The Contractor and approved Subcontractor(s) shall, at all times, employ and provide sufficient labor, tools, equipment, and other incidental items for prosecuting the work to full completion in the manner and time required by the contract.

10. Construction Work Periods

Construction operations shall be completed in accordance with Article 107.09 of the Standard Specifications. All work shall be confined to the period beginning at 7:00 AM and ending at 6:00 PM on weekdays. No work shall be done on weekends or legal holiday periods as defined in Article 107.09 of the Standard Specifications.

Any work outside the allowed time periods specified including but not limited to, material deliveries, mobilization of equipment, warming up machinery, and mobilization of equipment, a penalty of $1,000 per occurrence may be imposed.

11. Pre-Construction Meeting

Prior to commencing any construction operations, there shall be a pre-construction meeting. The Owner or Engineer will set the time and date of the meeting following Contract award.

The following shall be submitted by the Contractor for review at the pre-construction meeting:

A Progress Schedule in accordance with Article 108.02.

The 24-hour emergency phone number and contact information of the assigned Contractor's superintendent, or otherwise.

The name and 24-hour emergency phone number of the person in the direct employ of the Contractor who is responsible for administrating the Traffic Control and Protection on the Contract

A list of subcontractors with contact information, including but not limited to name, phone number, and email address, and include quantity and type of work to be sublet for each respective subcontractor in accordance with Article 108.01 of the Standard Specifications.

A list of proposed sources of material.

Hot-mix asphalt and concrete mix designs, and respective quality control plans.

Any applicable shop drawing submittals.

12. Authority of the Engineer

Revise Article 105.01 Authority of Engineer to read:

"All work shall be done in accordance with the requirements of the Contract, the Engineer shall have the right, but not the obligation, to observe all work. The Engineer shall decide all questions that arise as to the interpretation of the Plans and Specifications and as to disputes and mutual rights between Contractors under the Specifications. The Engineer shall advise the Village of Buffalo Grove as to the quality and acceptability of materials furnished and work performed, rate of progress of the work, and acceptable fulfillment of the Contract. The Engineer

will determine the amount of materials furnished and work performed. The Engineer's advice and determinations shall be conditions precedent to the right of the Contractor to receive money due the Contractor under the Contract."

"The Engineer will notify the Contractor in writing if the work is to be suspended by the Village of Buffalo Grove wholly or in part due to the failure of the Contractor to carry out provisions of the contract; for failure to carry out orders; for such periods due to unsuitable weather; for conditions considered unsuitable for the prosecution of the work or for any other condition or reason deemed to be in the public interest."

"In case of failure on the part of the Contractor to execute work as directed by the Engineer, the Village of Buffalo Grove may, at the expiration of a period of 48 hours after giving notice in writing to the Contractor, proceed to execute such work as may be deemed necessary, and the cost thereof shall be deducted from compensation due or which may become due to the Contractor under the contract."

The Engineer shall not assume any of the responsibilities of the Contractor's superintendent or of subcontractors; shall not expedite the work for the Contractor; and shall not advise on, or issue directions concerning aspects of construction means, methods, techniques, sequences or procedures, or safety precautions in connection with the work.

13. Status of Utilities (D-1)

Effective: June 1, 2016
Revised: January 1, 2020

Utility companies and/or municipal owners located within the construction limits of this project have provided the following information regarding their facilities and the proposed improvements. The tables below contain a description of specific conflicts to be resolved and/or facilities which will require some action on the part of the Department's contractor to proceed with work. Each table entry includes an identification of the action necessary and, if applicable, the estimated duration required for the resolution.

UTILITIES TO BE ADJUSTED

Conflicts noted below have been identified by following the suggested staging plan included in the contract. The company has been notified of all conflicts and will be required to obtain the necessary permits to complete their work; in some instances, resolution will be a function of the construction staging. The responsible agency must relocate, or complete new installations as noted below; this work has been deemed necessary to be complete for the Department's contractor to then work in the stage under which the item has been listed.

No conflicts to be resolved.

UTILITIES TO BE WATCHED AND PROTECTED

The areas of concern noted below have been identified by following the suggested staging plan included for the contract. The information provided is not a comprehensive list of all remaining utilities, but those which during coordination were identified as ones which might require the Department's contractor to take into consideration when making the determination of the means and methods that would be required to construct the proposed improvement. In some instances, the contractor will be responsible to notify the owner in advance of the work to take place so necessary staffing on the owner's part can be secured.

No facilities requiring extra consideration.

The following contact information is what was used during the preparation of the plans as provided by the owner of the facility.

Agency/Company Responsible to Resolve Conflict	Name of Contact	Phone	E-mail address
AT&T Distribution	Janet Ahern Hector Garcia	(630) 573-6414 (630) 573-5465	Ja1763@att.com Hg2929@att.com
Comcast	Reena Thomas	(224) 229-5862	Reena_Thomas@comcast.com
ComEd	Terri Bleck		Terri.bleck@comed.com
Nicor Gas	Charles Parrott	(630) 388-3319	gasmaps@aglresources.com

The above represents the best information available to the Department and is included for the convenience of the bidder. The days required for conflict resolution should be considered in the bid as this information has also been factored into the timeline identified for the project when setting the completion date. The applicable portions of the Standard Specifications for Road and Bridge Construction shall apply.

Estimated duration of time provided above for the first conflicts identified will begin on the date of the executed contract regardless of the status of the utility relocations. The responsible agencies will be working toward resolving subsequent conflicts in conjunction with contractor activities in the number of days noted.

The estimated relocation duration must be part of the progress schedule submitted by the contractor. A utility kickoff meeting will be scheduled between the Department, the Department's contractor and the utility companies when necessary. The Department's contractor is responsible for contacting J.U.L.I.E. prior to all excavation work.

14. Existing Hardscape

Any damage to existing hardscape from tracked equipment or due to the Contractor's negligence, workmanship, or neglect shall be replaced at the Contractor's expense. It is recommended rubber tired or rubber-tracked equipment is used. Any unwarranted disturbance to the existing hardscape to remain will warrant repairs made joint to joint and in conformance with the contract documents. The Engineer and Village shall determine the limits of removal and replacement, and all work shall be completed to their satisfaction.

Access to the project site shall be permitted only from Checker Drive and Indian Creek Drive, respectively. The Contractor shall protect existing facilities by means and methods acceptable to the Engineer. The Contractor shall replace in-kind, at no additional cost to the Owner, any existing facility which has been damaged by the Contractor's operations due to neglect, misconduct, or poor workmanship. All costs associated to comply with this specification shall be considered as included in the unit prices bid and no additional compensation shall be allowed.

15. Protection of Mailboxes

The Contractor shall take all necessary precautions when working near mailboxes within or adjacent to the project limits. If at the Contractors discretion, a mailbox will interfere with construction operations, a temporary mailbox shall be located per the United States Postal Service requirements and the permanent mailbox reinstalled following said operation. At no time shall a resident be without a mailbox or not receive mail due to a mailbox being removed, replaced or damaged. The Contractor shall replace, at no additional cost to the Owner, any mailbox or post which has been damaged by the Contractor's operations due to neglect, misconduct or poor workmanship. The cost of all materials required and all labor necessary to comply with this specification herein will not be paid for separately but shall be considered as included in the unit prices bid and no additional compensation shall be allowed.

The Contractor must maintain access for both residents and mail carriers to all mailboxes throughout the duration of the project.

16. Saw Cutting

The Contractor shall be required to perform a perpendicularly straight joint by full-depth machine sawing of all proposed items to be removed prior to removal operations to prevent damage or spalling to existing hardscape to remain. Simple or partial depth scoring shall not be permitted. Saw cut locations may or may not be shown on the plans, however, shall be required in the field. All sawcut slurry, regardless of the amount, shall be promptly removed to prevent tracking. Any slurry tracked or left on surfaces to remain shall be thoroughly cleaned or replaced, at the direction of the Village or Engineer, by the Contractor at no additional cost to the Village.

The Contractor shall replace, at no additional cost to the Village, any hardscape, outside of the limit of improvements, damaged by the Contractor's operations due to neglect, misconduct, or poor workmanship.

17. Use of Fire Hydrants

The indiscriminate use of fire hydrants is strictly prohibited The Contractor can obtain non-potable water in bulk at no charge at the Buffalo Grove Public Works Department, 51 Raupp Blvd. The Contractor shall provide a water truck or containment and driver to obtain and transport the water. All water obtained from the Village shall be used for this project only. If deemed necessary, the Village reserves the right to restrict or refuse the use of Village water. The Contractor will be responsible for executing the required paperwork and follow all requirements of the Village. If it is determined that the Contractor or its subcontractors operate or use a Village fire hydrant, a monetary penalty of $1,000 per occurrence that will be imposed.

18. Dust Control

The Contractor shall be required to control dust or air-borne dirt resulting from construction operations by utilizing a mechanical street sweeper on all pavement within or adjacent to the project work zone throughout the duration of the project. The resulting debris shall be disposed of off-site in accordance with Article 202.03 of the Standard Specifications. Individual fire hydrant use shall not be permitted to control dust at specific locations. The Contractor shall provide dust control operations daily or as directed by the Engineer.

The cost of this work shall be included in the unit prices bid and no additional compensation shall be allowed to control dust as specified herein.

19. Earth Excavation

All earth excavation required to complete this project to the proposed lines, grades, and cross sections shall be in accordance with Section 202 of the Standard Specifications. Earth excavation will not be paid for separately but shall be included in the cost of the item requiring the excavation. All surplus excavated material shall be disposed of off-site in accordance with Article 202.03 of the Standard Specifications.

20. Traffic Control Plan

Effective: September 30, 1985
Revised: January 1, 2007

Traffic Control shall be according to the applicable sections of the Standard Specifications, the Supplemental Specifications, the "Illinois Manual on Uniform Traffic Control Devices for Streets and Highways", any special details and Highway Standards contained in the plans, and the Special Provisions contained herein.

Special attention is called to Article 107.09 of the Standard Specifications and the following Highway Standards, Details, Quality Standard for Work Zone Traffic Control Devices, Recurring Special Provisions and Special Provisions contained herein, relating to traffic control.

Delays to the Contractor caused by complying with these requirements will be considered included in the cost of the contract, and no additional compensation will be allowed.

Standards
701006, 701301, 701501, 701801 and 701901

Details
701006-05 Off-Rd Operations, 2L, 2W, 15' to 24" From Pavement Edge
701301-04 Lane Closure, 2L, 2W, Short Time Operations
701501-06 Urban Lane Closure 2L, 2W, Undivided
701801-06 Sidewalk, Corner or Crosswalk Closure
701901-08 Traffic Control Devices
TC-10 Traffic Control and Protection for Side Roads, Intersections and Driveways

Special Provisions
Dist 1 - Maintenance of Roadways
LRS 3 – Work Zone Traffic Control Surveillance
LRS 4 – Flaggers in Work Zones
BDE – Work Zone Traffic Control Devices

21. Maintenance of Roadways

Effective: September 30, 1985
Revised: November 1, 1996

Beginning on the date that the Contractor begins work on this project, he shall assume responsibility for normal maintenance of all existing roadways within the limits of the improvement. This normal maintenance shall include all repair work deemed necessary by the Engineer, but shall not include snow removal operations. Traffic control and protection for maintenance of roadways will be provided by the Contractor as required by the Engineer.

If items of work have not been provided for in the contract, or otherwise specified for payment, such items, including the accompanying traffic control and protection required by the Engineer, will be paid for in accordance with Article 109.04 of the Standard Specifications.

22. Use of the Work Site

Contractor shall use the Work Site solely to complete the Work and such related activities as may be authorized or directed by the Village. Except as provided herein, Contractor shall not (nor shall Contractor cause or permit any employee or person under Contractor's control) to display or broadcast commercial, political, or religious messages or advertisements of any nature at the Work Site or in connection with the Work. The foregoing shall not be construed to prohibit the following at the Work Site or in connection with the Work: (a) the use of equipment, materials, or other items (*e.g.* personnel uniforms and clothing) that identify the Contractor (such as by displaying the Contractor's name, logo, slogan, contact information, or similar messages) or that identify the maker or supplier of such equipment, material, or item; or (b) the use or display of signs, flags, cones, traffic control devices, markers, or other similar devices that reasonably relate to the Work, Work Site safety, public safety, or regulatory compliance; or (c) personal speech, religious practice, or expression by any individual performing Work or at the Work Site; or (d) upon written approval or direction of the Village, the display of information regarding the sponsor of the Work or funding sources for the Work.

In addition, Contractor shall not (nor shall Contractor require or permit its personnel, subcontractors, or subcontractors' personnel to) conduct any prohibited political activity at the Work Site or while performing the Work. Contractor and its personnel or subcontractors (including any subcontractor's personnel) shall not intentionally or knowingly use the Work Site or any other property or resources of the Village in connection with any prohibited political activity. For purposes of this section, the term "prohibited political activity" shall have the meaning set forth in Section 5 of the State Officials and Employees Ethics Act, 5 ILCS 430/1-5.

23. Indemnification

To the fullest extent permitted by law, the Contractor agrees to defend, pay on behalf of, indemnify, and hold harmless the Village, its elected and appointed officials, agents, employees and volunteers and others working on behalf of the Village against any and all claims, demands, suits or loss, including all costs connected therewith, and for any damages which may be asserted, claimed or recovered against or from the Village, its elected and appointed officials, agents, employees and volunteers and others working on behalf of the Village, by reason of personal injury, including bodily injury and death, and/or property damage, whether damage to property of the Village or of a third party, including loss of use thereof, which arises out of or is in any way connected or associated with the Contract and the Work.

For this project, the Village also hired a Consultant, Gewalt Hamilton Associates. The Contractor shall indemnify the Consultant in the same manner as the Village, as stated above.

24. Insurance Requirements

12.04.080 - Insurance.

A. Required Coverages and Limits. Unless otherwise provided by franchise, license, or similar agreement, each Contractor occupying right-of-way or constructing any facility in the right-of-way shall secure and maintain the following liability insurance policies insuring the Contractor as named insured and naming the Village, and its elected and appointed officers, officials, agents, and employees and Gewalt Hamilton Associates, Inc. and employees as additional insureds on the policies listed in subsection (A)(1) and (A)(2) of this section:

    1. Commercial general liability insurance, including premises-operations, explosion, collapse, and underground hazard (commonly referred to as "X," "C," and "U" coverages) and products-completed operations coverage with limits not less than:

    a. Five million dollars for bodily injury or death to each person,

    b. Five million dollars for property damage resulting from any one accident, and

    c. Five million dollars for all other types of liability;

    2. Automobile liability for owned, non-owned and hired vehicles with a combined single limit of one million dollars for personal injury and property damage for each accident;

    3. Worker's compensation with statutory limits; and

    4. Employer's liability insurance with limits of not less than one million dollars per employee and per accident.

    If the Contractor is not providing such insurance to protect the contractors and subcontractors performing the work, then such contractors and subcontractors shall comply with this section.

B. Excess or Umbrella Policies. The coverages required by this section may be in any combination of primary, excess, and umbrella policies. Any excess or umbrella policy must provide excess coverage over underlying insurance on a following-form basis such that

when any loss covered by the primary policy exceeds the limits under the primary policy, the excess or umbrella policy becomes effective to cover such loss.

C. **Copies Required. The Contractor shall provide copies of any of the policies including all endorsements or certificates required by this section to the Village within ten calendar days following receipt of a written request therefor from the Village.**

D. Maintenance and Renewal of Required Coverages. The insurance policies required by this section shall contain the following endorsement:

"It is hereby understood and agreed that this policy may not be canceled nor the intention not to renew be stated until thirty (30) calendar days after receipt by the Village, by registered mail or certified mail, return receipt requested, of a written notice addressed to the Village Manager of such intent to cancel or not to renew."

Within ten (10) calendar days after receipt by the Village of said notice, and in no event later than ten (10) calendar days prior to said cancellation, the Contractor shall obtain and furnish to the Village evidence of replacement insurance policies meeting the requirements of this section.

E. Self-Insurance. A Contractor may self-insure all or a portion of the insurance coverage and limit requirements required by subsection A of this section. A Contractor that self-insures is not required, to the extent of such self-insurance, to comply with the requirement for the naming of additional insureds under subsection A of this section, or the requirements of subsections B through D of this section. A Contractor that elects to self-insure shall provide to the Village evidence sufficient to demonstrate its financial ability to self-insure the insurance coverage and limit requirements required under subsection A of this section, such as evidence that the Contractor is a "private self-insurer" under the Workers Compensation Act.

F. Effect of Insurance and Self-Insurance on Contractor's Liability. The legal liability of the Contractor to the Village and any person for any of the matters that are the subject of the insurance policies or self-insurance required by this section shall not be limited by such insurance policies or self-insurance or by the recovery of any amounts thereunder.

G. Insurance Companies. All insurance provided pursuant to this section shall be effected under valid and enforceable policies, issued by insurers legally able to conduct business with the licensee in the State of Illinois. All insurance carriers and surplus line carriers shall be rated "A-" or better and of a class size "X" or higher by A.M. Best Company.

H. Verification of Coverage. **Contractor shall furnish the Village with certificates of insurance naming the Village, its officials, agents, employees, and volunteers as additional insured's and with original endorsements, affecting coverage required herein.** The certificates and endorsements for each insurance policy are to be signed by a person authorized by that insurer to bind coverage on its behalf. The certificates and endorsements are to be received and approved by the Village before any work commences. The Village reserves the right to request full certified copies of the insurance policies and endorsements.

I. Subcontractors. Contractor shall include all subcontractors as insured's under its policies or shall furnish separate certificates and endorsements for each subcontractor. All coverage's for subcontractors shall be subject to all of the requirements stated herein.

J. Assumption of Liability. The contractor assumes liability for all injury to or death of any person or persons including employees of the contractor, any subcontractor, any supplier or any other person and assumes liability for all damage to property sustained by any person or persons occasioned by or in any way arising out of any work performed pursuant to the Contract.

K. Workers' Compensation and Employers' Liability Coverage. The insurer shall agree to waive all rights of subrogation against the Village of Buffalo Grove, its officials, employees, agents and volunteers for losses arising from work performed by Contractor for the municipality.

L. Failure to Comply. In the event the Contractor fails to obtain or maintain any insurance coverage's required under this contract, The Village may purchase such insurance coverage's and charge the expense thereof to the Contractor.

Nothing contained herein is intended to constitute, nor shall it constitute a waiver of the rights, defenses and/or other immunities provided or available to the Village under law including, but not limited to, the Local Governmental and Governmental Employees Tort Immunity Act.

25. Accidents

In the event of any accident of any kind that involves the general public or property of the Village or a third party, the Contractor shall immediately notify the Village by phone as well as provide Notice of the same. The Notice shall include a full accounting of all details of the

accident. The Contractor shall furnish the Village with copies of all reports of such accidents at the same time that the reports are forwarded to any other interested parties.

26. No Assignment

If the Contractor sublets or assigns any part of the Work then the Contractor shall not under any circumstances be relieved of its liabilities hereunder. All transactions of the Village shall be with the Contractor. Subcontractors shall be recognized only in the capacity of employees or workmen and shall be subject to the same requirements as to character and competence. The Contractor shall not assign, transfer, convey, sell or otherwise dispose of the whole or any part of this Contract to any person, firm or corporation without written consent of the Village or authorized representative.

27. Default

The following shall constitute a default an "**Event of Default**" by the Contractor under this Contract:

A. If the Contractor shall fail to strictly observe or perform one or more of the terms, conditions, covenants and agreements of this Contract;

B. If there shall be placed on any property owned by the Village any mechanics', materialmens' or suppliers' lien;

C. If there shall be instituted any proceeding against the Contractor seeking liquidation, dissolution or similar relief and the same shall not be dismissed within forty-five (45) calendar days;

D. If there shall be appointed any trustee, receiver or liquidator of the Contractor and such appointment shall not have been vacated within forty-five (45) calendar days; and

E. If the Contractor fails to maintain or obtain any and all permits, licenses and the like, if any, required by the Village, State or Federal governments for the Work.

Upon any Event of Default the Village shall have the option of (**i**) terminating the Contract; (**ii**) pursuing any remedy available to it at law or in equity; or (**iii**) pursuing both simultaneously. In addition, upon an Event of Default, the Village may withhold payments due to the Contractor until it has hired a replacement of the Contractor and deducted all costs of hiring a replacement.

28. Delays

The Contractor shall not be liable in damages for delays in performance when such delay is the result of fire, flood, strike, acts of God, or by any other circumstances which are beyond the control of the Contractor; provided, however, under such circumstances the Village may, at its option, cancel the Contract.

29. Compliance With Laws

The Contractor shall comply with all applicable laws, regulations and rules promulgated by any federal, state, local, or other governmental authority or regulatory body pertaining to all aspects of the Work, now in effect, or which may become in effect during the performance of the Work. The scope of the laws, regulations, and rules referred to in this paragraph includes, but is in no way limited to, the Illinois Human Rights Act, Illinois Equal Pay Act of 2003, Occupational Safety & Health Act along with the standards and regulations promulgated pursuant thereto (including but not limited to those safety requirements involving work on elevated platforms), all forms of traffic regulations, public utility, Interstate and Intrastate Commerce Commission regulations, Workers' Compensation Laws, Public Construction Bond Act, Public Works Preference Act, Employment of Illinois Workers on Public Works Act, USA Security Act, federal Social Security Act (and any of its titles), and any other law, rule or regulation of the Illinois Department of Labor, Department of Transportation, Illinois Environmental Protection Act, Illinois Department of Natural Resources, Illinois Department of Human Rights, Human Rights Commission, EEOC, and the Village of Buffalo Grove. Notwithstanding the following, the Contractor shall particularly note that:

A. NO DISCRIMINATION – The Contractor shall comply with the provisions of the Illinois Public Works Employment Discrimination Act and the Illinois Human Rights Act/Equal Opportunity Clause which, pursuant to Illinois law, are deemed to be part of this Contract.

B. FREEDOM OF INFORMATION - The Contractor agrees to furnish all documentation related to the Contract, the Work and any documentation related to the Village required under an Illinois Freedom of Information Act (ILCS 140/1 et. seq.) ("**FOIA**") request within five (5) calendar days after the Village issues Notice of such request to the Contractor. The Contractor agrees to defend, indemnify and hold harmless the Village, and agrees to pay all reasonable costs connected therewith (including, but not limited to attorney's and witness fees, filing fees and any other expenses) for the Village to defend any and all causes, actions, causes of action, disputes, prosecutions, or conflicts arising from Contractor's actual or alleged violation of FOIA or the Contractor's failure to furnish all documentation related to a FOIA request within five (5) calendar days after Notice from the Village for the same. Furthermore, should the Contractor request that the Village utilize a lawful exemption under FOIA in relation to any FOIA request thereby denying that request, Contractor agrees to pay all costs connected therewith (such as attorneys' and witness fees, filing fees and any other expenses) to defend the denial of the request. This defense shall include, but not be limited to, any challenged or appealed denials of FOIA requests to either the Illinois Attorney General or a court of competent jurisdiction.

C. ILLINOIS WORKERS ON PUBLIC WORKS ACT - To the extent applicable, the Contractor shall comply with the Illinois Workers on Public Works Act, 30 ILCS 570/1 et seq., and shall provide to the Village any supporting documentation necessary to show such compliance.

D. NOT A BLOCKED PERSON - The Contractor affirms and covenants that neither the Contractor nor any individual employed by the Contractor for this Work or under this Contract is a person forbidden from doing business with a unit of local government under Executive Order No. 13224 (Sept 23, 2001), 66 Fed.Reg. 49,079 (Sept 23, 2001) or is a person registered on the Specially Designated Nationals and Blocked Persons List. The Contractor shall indemnify the Village from all costs associated with failure to comply with this paragraph.

E. SUBSTANCE ABUSE PREVENTION ON PUBLIC WORKS ACT - The Contractor knows, understands and acknowledges its obligations under the Substance Abuse Prevention on Public Works Act (820 ILCS 265/1 et seq.), and shall comply and require all subcontractors and lower tiered contractors to comply with the requirements and provisions thereof.

30. No Waiver of Rights

A waiver by the Village of any Event of Default or any term of provision of this Contract shall not be a waiver of the same Event of Default, another Event of Default or any other term or provision of this Contract.

31. Termination of the Contract

Voluntary Termination. Notwithstanding any other provision hereof, the Village may terminate this Contract during the Initial Term with or without cause, at any time upon thirty (30) calendar days prior written notice to the Contractor.

Termination for Breach. Either party may terminate this Contract upon written notice to the other party following material breach of a material provision of this Contract by the other party if the breaching party does not cure such breach within fifteen (15) calendar days of receipt of written notice of such breach from the non-breaching party.

32. Controlling Law and Venue

This Contract is entered into in the State of Illinois, for work to be performed in the State of Illinois and shall be governed by and construed in accordance with the laws of the State of Illinois. Any legal matters or dispute shall be resolved in the Circuit Court of Cook County and the Parties hereby submit to the jurisdiction of such Circuit Court. This Contract shall be construed without regard to any presumption or other rule requiring construction against the Party causing the Contract to be drafted.

33. Miscellaneous

A. AMENDMENT – This Contract may be amended only in writing executed by both Parties.

B. NO RECORDING – This Contract, or a memorandum thereof, may not be recorded in any form by either Party. If either Party records this Contract, or a memorandum thereof, they shall immediately file a release of the same.

C. SECTION HEADINGS – The headings in the Contract are intended for convenience only and shall not be taken into consideration in any construction or interpretation of the Contract.

D. NO THIRD PARTY BENEFICIARIES – This Contract does not confer any rights or benefits on any third party.

E. BINDING EFFECT – This Contract shall be binding and inure to the benefit of the Parties hereto, their respective legal representatives, heirs and successors-in-interest.

F. ENTIRE AGREEMENT – This Contract supersedes all prior agreements and understandings and constitutes the entire understanding between the Parties relating to the subject matter hereof.

G. SEVERABILITY - If any term, condition or provision of the Contract is adjudicated invalid or unenforceable, the remainder of the Contract shall not be affected and shall remain in full force and effect, to the fullest extent permitted by law.

H. TORT IMMUNITY DEFENSES - Nothing contained in this Contract is intended to constitute nor shall constitute a waiver of the rights, defenses, and immunities provided or available to the Village under the Local Governmental and Governmental Employees Tort Immunity Act, 745 ILCS 10 *et seq*.

34. Application For Payment

At least once each month, the Engineer will make a written estimate of the quantity of work performed in accordance with the Contract, and the value thereof at the contract unit prices according to Article 109.02 of the Standard Specifications. For each pay period, the quantity cut off will be the first Saturday of each month. During the second week, the Engineer and Contractor will agree to the quantities completed to-date. The Contractor shall submit an agreed upon invoice electronically to the Engineer by the end of the working day of the third Monday of the month. The Village will begin their payment process and will result in the review of the payment at the next regularly scheduled Village Board meeting. Prior to the release of payment, the Contractor shall submit electronically, all certified payroll reports, applicable waivers, and a notarized and signed clarifying statement for Village Attorney review and subsequent approval. Prior to the release of the check, hard-copies of all applicable waivers and the clarifying statement shall be received by the Village.

All payments under this Contract must be approved by the Village Board at a regularly scheduled meeting. The Village reserves the right to request any receipts, invoices, proof of payments as the Village, in its sole discretion, may deem necessary to justify the payment requested prior to paying the requested payment. A Final Lien Waiver from the Contractor, its subcontractors, and all material suppliers shall be furnished with the final application for payment.

The Contractor acknowledges that the Village is a unit of local government and that all payments under the Contract are subject to the Local Government Prompt Payment Act, 50 ILCS 505 et seq. To that extent, the Village shall have forty-five calendar (45) days from receipt of a bill or invoice to pay the same before it is considered late under the Contract. Interest, if any, charged for any late payments will be subject to the interest rate caps specified in the Prompt Payment Act.

35. Retainage and Waivers

The Village of Buffalo Grove has the option to retain from the amount due to the Contractor a maximum of ten percent (10%) from each pay request. The Contractor may request the retainage be reduced and provide reasoning for such reduction in writing to the Village. The Village has the option to accept or deny the request and shall be considered final. The retainage may be held until the Village determines the project to be final and accepted, at which time any warranty or maintenance period shall commence.

The Contractor shall submit, for each pay request submittal, original partial or final waivers from all subcontractors and material suppliers for the work payment is requested from the Village; trailing waivers will not be permitted. The Village will not remit payment to the Contractor until all original hard-copies of waivers for the work the Contractor is requesting payment for are received and reviewed. To help expedite the process, the Village is willing to review draft waivers after the invoice has been submitted for the pay request. When the draft waivers are reviewed and found acceptable, and the check is cut according to the Village's Warrant schedule, then the check and final waivers can be exchanged accordingly.

36. Certified Payroll Reports

Pursuant to PA 100-1177 the Illinois Department of Labor (IDOL) has activated an electronic database (Payroll Portal) capable of accepting and retaining certified payrolls submitted under the State of Illinois Prevailing Wage Act (820 ILCS/130/1). All contractors and subcontractors completing work for the Village of Buffalo Grove pursuant to the Act must submit all certified payroll through the IDOL Payroll Portal.

The Village is an Illinois unit of local government and the Work hereunder is subject to the Illinois Prevailing Wage Act, 820 ILCS 130/0.01, et seq. Consequently, the Contractor and each subcontractor shall submit with their application for payment(s) the email certification received from their IDOL Payroll Portal submittal with each of their pay requests. Any delay in processing the payments due to a lack of aforementioned email certification shall not be an event of default by the Village and shall not excuse any delay by the Contractor who shall proceed with the Work as if no delay in payment has occurred. The Contractor and Village shall agree to take any further steps not outlined above to ensure compliance with the Prevailing Wage Act. Upon two business days' Notice, the Contractor and each subcontractor shall make available to the Village their records to confirm compliance with the Prevailing Wage Act. Finally, to ensure compliance with Prevailing Wage Act, the Contractor and each subcontractor shall keep for a period of not less than 5 years after the Work has been completed records of all laborers, mechanics, and other workers employed by them for the Work; the records shall include each worker's name, address, telephone number, classification or classifications, the hourly wages paid in each period, the number of hours worked each day, the starting and ending times of work each day and, when available, last four digits of the social security number. The Contractor shall provide a list of every name, address, phone number and email of every sub-contractor for the Work.

If the contractor must submit the payroll to the Village of Buffalo Grove for reasons outside of their control, the Village requests that the Contractor submit all certified payroll reports, including subcontractors, and EEO reporting be sent electronically in separate files for each respective Contractor/subcontractor with the weeks ending date in the file name to amdow@vbg.org (i.e. Contractor Name Week Ending.pdf) as shown in the sample letter in Exhibit D.

The Contractor is responsible for providing all records in accordance with the Illinois Department of Labor's (IDOL) requirements pertaining to the Prevailing Wage Act on the standard IDOL form. Only the last four (4) digits of the employee's social security number will be required; the remaining digits shall be "X" or redacted. To complete the certified payroll request for release of payment, the Contractor must supply a signed and notarized written statement that all necessary documentation has been turned over for the pay period pertaining to that payment requested.

Under P.A. 98-0328, the public body must retain copies of the certified payroll for 5 years rather than 3 years as was the case previously. The Illinois Department of Labor (IDOL) has created model certified payroll forms which can be found at the IDOL website www.illinois.gov/idol. the new form consists of three pages identified as the "certified transcript of payroll affidavit" and "certified transcript of payroll instructions". The new forms on the IDOL website can be filled in online and then printed out. under P.A. 98-0482, contractors and subcontractors will have to provide additional information with respect to working hours, wage rates, overtime rates and fringe benefits. The IDOL's model certified payroll forms are the most current forms for compliance with P.A. 98-0482 and should be used in public works contracts.

37. Monetary Penalties

All work shall be completed in accordance with the Contract Documents in a reasonable and timely manner. For each occurrence that work is not completed in a reasonable and timely manner, a monetary penalty will be deducted from the final pay application. The Contractor shall make themselves and all subcontractors aware of the following deficiency and deductions:

Description	Penalty	Per Occurrence
Failure to Sweep Roadway	$2,000	Calendar Day
Failure to Maintain Trench	$250	Calendar Day
Failure to Adhere to Period of Establishment Requirements	$250	Calendar Day
Distributing Unapproved Resident Notices	$100	Household
Failure to Distribute Notices in a Timely Manner	$100	Household
Failure to Distribute Notice to Resident	$100	Household
Failure to Provide Access in a Timely Manner	$250	Household Per Day
Failure to Provide Weekly Update to Engineer	$1,000	Per Occurrence
Failure to Attend a Scheduled Weekly Meeting	$1,000	Per Occurrence
Failure to Respond in a Timely Manner to a Resident	$250	Calendar Day
Failure to Ramp Roadway or Driveway	$250	Household/Roadway Per Day
Use of Fire Hydrant or Valve	$1,000	Each

Failure to Provide Maintenance of Roadway in a Timely Manner as Determined by the Engineer	$1,000	Calendar Day
Entering Private Property	$500	Per Occurrence
Failure to Provide Portable Facilities	$100	Calendar Day
Illicit Discharge of Silt or Construction Debris	$1,000	Per Occurrence
Failure to Submit Shop Drawings on Time	$500	Per Occurrence
Failure to Maintain Erosion and/or Sediment Control Devices	$1,000	Per Occurrence
Working Outside Allowable Work Hours	$1,000	Per Occurrence

At the discretion of the Engineer and without notice, the Contractor shall have deducted the monetary penalty amount as listed above for each occurrence on the final pay application.

38. Public Notification

The Contractor shall be required to provide and distribute letters to residents or business owners anytime access will be affected to a home or utility service is interrupted. This general condition shall only apply when access will be directly affected for greater than four (4) hours, or as directed by the Engineer. Public notification shall not be required for every residence within the project limits.

Letters shall be typed on standard 8.5" x 11" paper and an envelope may or may not be used. All letters, including those written and distributed by a subcontractor, shall be printed on the General Contractor's letterhead and shall include the name, address, and telephone number of the General Contractor's person in charge.

Letters shall be taped to a non-painted surface using painters tape or approved equal, and will be placed in as many locations as needed to ensure they will be visible to residents. Distributing letters via mailbox is discouraged, however, must be compliant with all United States Postal Service federal regulations. Notification letters shall include but is not limited to the following:

- Exact day and time work is to begin that will affect access (weather permitting).
- How the resident will know they may resume normal access to their property.
- The anticipated length of the closure (no more than one week will be permitted).
- Specific location where parking is permitted, both overnight and during the working day (as signed and normally permitted during daytime).
- The Village of Buffalo Grove Police Department has been notified that overnight parking will be permitted. (It shall be the responsibility of the Contractor to confirm this with the Village.)
- The Contractor will go door-to-door the moment prior to work is to begin to ensure all accommodations are made.
- General Contractor's person in charge name and contact information for additional information or specific requests.
- If applicable, provide Resident flushing procedures (following reconnection of the water service, resident to flush inside of the house via the bath or utility sink for ten minutes prior to consumption).

Notification letters shall be distributed a minimum of 24 hours prior to access being affected or otherwise. If this requirements is not met, work shall not commence**. All letters must be approved by the Village or Engineer prior to and for each individual distribution**. Additional letters may be required when weather or other unforeseen circumstances change the schedule. When requested, the Contractor is required to return or provide correspondence from a resident within 24 hours.

Under special circumstances, the Village, may choose to write a notification letter and the Contractor shall still be responsible for delivering the letter as specified herein. An example of a resident notification letter can be found in Appendix A.

The Contractor must comply with all of the above-mentioned statements otherwise a monetary penalty of $100 per household, per calendar day shall be imposed.

39. Maintenance Bond

The Contractor will be required to post a Maintenance Bond for a period of One Year (1-yr) from date of final acceptance by the Village. Final acceptance will be the date the Final Payment is made to the Contractor. The bond shall be in a form acceptable to the Village in the amount of 10% (ten percent) of the awarded contract value. Unless under emergency situations, the Village will offer the Contractor the ability to fix

or repair any item prior to the bond being called. If the Contractor elects to perform the repairs themselves, all work must be complete within 14 calendar days of notice from the Village or the Village reserves the right to perform the repairs themselves.

The Maintenance Bond shall cover all necessary repairs or replacements as deemed necessary by the Village due to poor workmanship, failed materials, settlement of trenches, excessively spalled, chert popped or cracked concrete, storm and water main failures, restoration establishment, and other items as completed by the Contractor.

All required pavement repairs shall be from curb line to the nearest cold joint. Pavement repairs shall have all joints routed and filled with crack seal material including along the edge of pavement 1 month after installation.

If the Contractor elects to not perform the repairs or does not perform them in the time allotted the Village will perform the work and collect from the bond any damages incurred by the Village to perform the repairs.

Special Provisions

1. Tree Root Pruning

This work shall include all labor, material, and equipment necessary to prune existing tree roots in accordance with Section 201 of the Standard Specifications and as specified herein.

Following the complete removal of a sidewalk section, all exposed tree roots shall be pruned or ground down to a depth of twelve (12) inches below the existing path subgrade. This work shall not commence until an approved self-propelled, walk behind stump grinder is on site. Additional hand work may be required with a saw or axe. No roots shall be ripped, pulled, or torn.

The resulting material from tree root pruning operations shall be removed and disposed of off-site according to Article 202.03

This work will be measured in place and paid for at the contract unit price per (EA) for TREE ROOT PRUNING, which price shall include all labor, material, and equipment required to complete the work as specified herein. Tree root pruning will be measured for payment as each per tree, regardless of how many actual tree roots are pruned for each.

2. Aggregate Base Course, Type B

This work shall include all labor, material, and equipment necessary to furnish and place aggregate base course on a prepared subgrade or subbase in accordance with Section 351 of the Standard Specifications and as specified herein.

Following asphalt surface removal, the subgrade shall be prepared according to Section 301, except Article 301.12 will not apply. Any void resulting from tree root pruning operations as specified herein and additional aggregate material shall be placed and compacted to meet the proposed adjacent lines and grades as directed by the Engineer.

The material used for this item shall be exclusively IDOT certified Class B course aggregate material meeting the gradation of CA-6 in accordance with Section 1004 of the Standard Specifications. Crushed concrete may be used as specified herein but shall be an IDOT approved material.

All aggregate shall be compacted to 95% modified proctor density conforming to ASTM D-1557 or AASHTO T-180.

This work will be measured in place and paid for at the contract unit price per ton (TN) for AGGREGATE BASE COURSE, TYPE B, which price shall include all labor, material, and equipment required to complete the work as specified herein.

3. General Landscape Restoration (Special)

This work shall include all labor, material, and equipment necessary to furnish, place, and maintain pulverized topsoil, seed, fertilizer nutrients, and erosion control blanket in accordance with Section(s) 211, 250, and 251 of the Standard Specifications and as specified herein.

Pulverized topsoil shall be placed to a maximum depth of four (4) inches and not be placed until the area has been shaped, trimmed, and finished to the lines and grades as directed by the Engineer. All irregularities, depressions, or high points in the surface shall be filled or smoothed out before topsoil is placed. The surface of the topsoil shall be blended to match the existing terrain and adjacent hardscape, and be free from clods, stones, sticks, and debris.

The Contractor shall furnish and place IDOT Class 1A salt tolerant lawn mixture, produced and tested in the current year, be of good quality, and free of weeds. Nitrogen and potassium fertilizer nutrients shall be applied at a 1:1 ratio in accordance with Article 250.04 of the Standard Specifications (phosphorus is not permitted). Within 24 hours of seed placement, erosion control blanket shall be installed in accordance with Article 251.04 of the Standard Specifications.

It is recommended that the Contractor water the area every other day at a rate of three (3) gallons per square yard, however, it is the sole and exclusive responsibility of the Contractor to make required adjustments to the watering rate or schedule.

To be acceptable for final payment, the landscaped areas shall undergo a 30-day period of establishment beginning on the last day that seed is sowed. During this period, the Contractor shall be responsible for, at no additional cost to the Village, watering, removing weeds and maintaining the seeded areas and repairing any damage to the seeded areas due to but not limited to, errant vehicles, severe weather or all other causes. At the end of the 30-day period of establishment, the Owner or Engineer will inspect the landscaped area and if deemed

unsatisfactory, the Contractor shall be required to provide means and methods necessary to establish a live, healthy turf area. Should the seed not germinate because of prevailing cool weather, the period of establishment may be adjusted as determined by the Engineer. It shall be the sole and exclusive responsibility of the Contractor, not the Engineer, for maintaining and monitoring the landscape restoration during the period of establishment. If the placed landscape restoration has not been approved by the Owner or Engineer sixty (60) calendar days following installation, the Contractor will incur a monetary penalty of $250 per calendar day.

Planting times shall be performed when the ambient temperature has been between 45°F and 80°F for a minimum of seven (7) consecutive days and is forecasted to be the same for the next five (5) days according to the National Weather Service.

The Contractor shall provide the Engineer with proper documentation on the landscaping materials supplied to the project such as topsoil source, topsoil certification, fertilizer bags, seed tags, and seed bags.

Upon placement of topsoil, seed, fertilizer nutrients, and mulch, 75 percent of each respective pay item will be paid. Upon final acceptance of the topsoil, seed, fertilizer nutrients, and mulch placed, the remaining 25 percent of each respective pay item will be paid.

The Village may postpone permanent seeding operations if deemed necessary. In such an event, the completion date may be extended accordingly.

This work will be measured in place and paid for at the contract unit price per square yard (SY) for GENERAL LANDSCAPE RESTORATION (SPECIAL), which shall include all labor, material, and equipment required to complete the work as specified herein.

IDOT District One - Special Provisions

1. Friction Aggregate (D-1)

Effective: January 1, 2011
Revised: December 1, 2021

Revise Article 1004.03(a) of the Standard Specifications to read:

"**1004.03 Coarse Aggregate for Hot-Mix Asphalt (HMA).** The aggregate shall be according to Article 1004.01 and the following.

(a) Description. The coarse aggregate for HMA shall be according to the following table.

Use	Mixture	Aggregates Allowed
Class A	Seal or Cover	Allowed Alone or in Combination [5/]: Gravel Crushed Gravel Carbonate Crushed Stone Crystalline Crushed Stone Crushed Sandstone Crushed Slag (ACBF) Crushed Steel Slag Crushed Concrete
HMA Low ESAL	Stabilized Subbase or Shoulders	Allowed Alone or in Combination [5/]: Gravel Crushed Gravel Carbonate Crushed Stone Crystalline Crushed Stone Crushed Sandstone Crushed Slag (ACBF) Crushed Steel Slag[1/] Crushed Concrete
HMA High ESAL Low ESAL	Binder IL-19.0 or IL-19.0L SMA Binder	Allowed Alone or in Combination [5/ 6/]: Crushed Gravel Carbonate Crushed Stone[2/] Crystalline Crushed Stone Crushed Sandstone Crushed Slag (ACBF) Crushed Concrete[3/]
HMA High ESAL Low ESAL	C Surface and Binder IL-9.5 IL-9.5FG or IL-9.5L	Allowed Alone or in Combination [5/]: Crushed Gravel Carbonate Crushed Stone[2/] Crystalline Crushed Stone Crushed Sandstone Crushed Slag (ACBF) Crushed Steel Slag[4/] Crushed Concrete[3/]
HMA High ESAL	D Surface and Binder IL-9.5 or IL-9.5FG	Allowed Alone or in Combination [5/]: Crushed Gravel Carbonate Crushed Stone (other than Limestone)[2/] Crystalline Crushed Stone Crushed Sandstone Crushed Slag (ACBF) Crushed Steel Slag[4/]

Use	Mixture	Aggregates Allowed	
		Other Combinations Allowed:	
		Up to...	*With...*
		25% Limestone	Dolomite
		50% Limestone	Any Mixture D aggregate other than Dolomite
		75% Limestone	Crushed Slag (ACBF) or Crushed Sandstone
HMA High ESAL	E Surface IL-9.5 SMA Ndesign 80 Surface	Allowed Alone or in Combination [5/ 6/]: Crushed Gravel Crystalline Crushed Stone Crushed Sandstone Crushed Slag (ACBF) Crushed Steel Slag No Limestone.	
		Other Combinations Allowed:	
		Up to...	*With...*
		50% Dolomite[2/]	Any Mixture E aggregate
		75% Dolomite[2/]	Crushed Sandstone, Crushed Slag (ACBF), Crushed Steel Slag, or Crystalline Crushed Stone
		75% Crushed Gravel[2/]	Crushed Sandstone, Crystalline Crushed Stone, Crushed Slag (ACBF), or Crushed Steel Slag
HMA High ESAL	F Surface IL-9.5 SMA Ndesign 80 Surface	Allowed Alone or in Combination [5/ 6/]: Crystalline Crushed Stone Crushed Sandstone Crushed Slag (ACBF) Crushed Steel Slag No Limestone.	
		Other Combinations Allowed:	
		Up to...	*With...*
		50% Crushed Gravel[2/] or Dolomite[2/]	Crushed Sandstone, Crushed Slag (ACBF), Crushed Steel Slag, or Crystalline Crushed Stone

1/ Crushed steel slag allowed in shoulder surface only.
2/ Carbonate crushed stone (limestone) and/or crushed gravel shall not be used in SMA Ndesign 80.
3/ Crushed concrete will not be permitted in SMA mixes.
4/ Crushed steel slag shall not be used as binder.
5/ When combinations of aggregates are used, the blend percent measurements shall be by volume."
6/ Combining different types of aggregate will not be permitted in SMA Ndesign 80."

2. Ground Tire Rubber (GTR) Modified Asphalt Binder (D-1)

Effective: June 26, 2006
Revised: December 1, 2021

Add the following to the end of article 1032.05 of the Standard Specifications:

"(c) Ground Tire Rubber (GTR) Modified Asphalt Binder. A quantity of 10.0 to 14.0 percent GTR (Note 1) shall be blended by dry unit weight with a PG 64-28 to make a GTR 70-28 or a PG 58-28 to make a GTR 64-28. The base PG 64-28 and PG 58-28 asphalt binders shall meet the requirements of Article 1032.05(a). Compatible polymers may be added during production. The GTR modified asphalt binder shall meet the requirements of the following table.

Test	Asphalt Grade GTR 70-28	Asphalt Grade GTR 64-28
Flash Point (C.O.C.), AASHTO T 48, °F (°C), min.	450 (232)	450 (232)
Rotational Viscosity, AASHTO T 316 @ 275 °F (135 °C), Poises, Pa·s, max.	30 (3)	30 (3)
Softening Point, AASHTO T 53, °F (°C), min.	135 (57)	130 (54)
Elastic Recovery, ASTM D 6084, Procedure A (sieve waived) @ 77 °F, (25 °C), aged, ss, 100 mm elongation, 5 cm/min., cut immediately, %, min.	65	65

Note 1. GTR shall be produced from processing automobile and/or light truck tires by the ambient grinding method. GTR shall not exceed 1/16 in. (2 mm) in any dimension and shall contain no free metal particles or other materials. A mineral powder (such as talc) meeting the requirements of AASHTO M 17 may be added, up to a maximum of four percent by weight of GTR to reduce sticking and caking of the GTR particles. When tested in accordance with Illinois modified AASHTO T 27, *a* 50 g sample of the GTR shall conform to the following gradation requirements:

Sieve Size	Percent Passing
No. 16 (1.18 mm)	100
No. 30 (600 μm)	95 ± 5
No. 50 (300 μm)	> 20

Add the following to the end of Note 1. of article 1030.03 of the Standard Specifications:

"A dedicated storage tank for the Ground Tire Rubber (GTR) modified asphalt binder shall be provided. This tank must be capable of providing continuous mechanical mixing throughout by continuous agitation and recirculation of the asphalt binder to provide a uniform mixture. The tank shall be heated and capable of maintaining the temperature of the asphalt binder at 300 °F to 350 °F (149 °C to 177 °C). The asphalt binder metering systems of dryer drum plants shall be calibrated with the actual GTR modified asphalt binder material with an accuracy of ± 0.40 percent."

3. Hot-Mix Asphalt (D-1)

Effective: January 1, 2022
Revised: August 1, 2022

Replace Article 1030.09(g)(1) of the Standard Specifications with the following:

" (1) The Contractor shall sample approximately 150 lb (70 kg) of mix as required for the Department's random mixture verification tests according to Article 1030.09(h)(1)."

Replace the second sentence of Article 1030.09(h)(1) of the Standard Specifications with the following:

" The Engineer will randomly identify one sample for each 3,000 tons (2,720 metric tons) of mix, with a minimum of one sample per mix. If the remaining mix quantity is 600 tons (544 metric tons) or less, the quantity will be combined with the previous 3,000 tons (2,720 metric tons) in the Engineer's random sample identification. If the required tonnage of a mixture for a single pay item is less than 250 tons (225 metric tons) in total, the Engineer will waive mixture verification tests."

Add the following to the end of the third paragraph of Article 1030.09(h)(2) of the Standard Specifications:

" The HMA maximum theoretical specific gravity (G_{mm}) will be based on the Department mixture verification test. If there is more than one Department mixture verification G_{mm} test, the G_{mm} will be based on the average of the Department test results."

4. Hot-Mix Asphalt Binder and Surface Course (D-1)

Effective: November 1, 2019
Revised: December 1, 2021

Revise Article 1004.03(c) to read:

"(c) Gradation. The coarse aggregate gradations shall be as listed in the following table.

Use	Size/Application	Gradation No.
Class A-1, A-2, & A-3	3/8 in. (10 mm) Seal	CA 16 or CA 20
Class A-1	1/2 in. (13 mm) Seal	CA 15
Class A-2 & A-3	Cover Coat	CA 14
HMA High ESAL	IL-19.0; Stabilized Subbase IL-19.0	CA 11 1/
	SMA 12.5 2/	CA 13 4/, CA 14, or CA 16
	SMA 9.5 2/	CA 13 3/4/ or CA 16 3/
	IL-9.5	CA 16, CM 13 4/
	IL-9.5FG	CA 16
HMA Low ESAL	IL-19.0L	CA 11 1/
	IL-9.5L	CA 16

1/ CA 16 or CA 13 may be blended with the CA 11.

2/ The coarse aggregates used shall be capable of being combined with the fine aggregates and mineral filler to meet the approved mix design and the mix requirements noted herein.

3/ The specified coarse aggregate gradations may be blended.

4/ CA 13 shall be 100 percent passing the 1/2 in. (12.5mm) sieve."

Revise Article 1004.03(e) of the Supplemental Specifications to read:

"(e) Absorption. For SMA the coarse aggregate shall also have water absorption ≤ 2.0 percent."

Revise the "High ESAL" portion of the table in Article 1030.01 to read:

"High ESAL	Binder Courses	IL-19.0, IL-9.5, IL-9.5FG, IL-4.75, SMA 12.5, Stabilized Subbase IL-19.0

	Surface Courses	IL-9.5, IL-9.5FG, SMA 12.5, SMA 9.5"

Revise Note 2. and add Note 6 to Article 1030.02 of the Standard Specifications to read:

"Item Article/Section

(g) Performance Graded Asphalt Binder (Note 6) 1032
(h) Fibers (Note 2)

Note 2. A stabilizing additive such as cellulose or mineral fiber shall be added to the SMA mixture according to Illinois Modified AASHTO M 325. The stabilizing additive shall meet the Fiber Quality Requirements listed in Illinois Modified AASHTO M 325. Prior to approval and use of fibers, the Contractor shall submit a notarized certification by the producer of these materials stating they meet these requirements. Reclaimed Asphalt Shingles (RAS) may be used in Stone Matrix Asphalt (SMA) mixtures designed with an SBA polymer modifier as a fiber additive if the mix design with RAS included meets AASHTO T305 requirements. The RAS shall be from a certified source that produces either Type I or Type 2. Material shall meet requirements noted herein and the actual dosage rate will be determined by the Engineer.

Note 6. The asphalt binder shall be an SBS PG 76-28 when the SMA is used on a full-depth asphalt pavement and SBS PG 76-22 when used as an overlay, except where modified herein. The asphalt binder shall be a SBS PG 76-22 for IL-4.75, except where modified herein.."

Revise table in Article 1030.05(a) of the Standard Specifications to read:

"MIXTURE COMPOSITION (% PASSING) 1/												
Sieve Size	IL-19.0 mm		SMA 12.5		SMA 9.5		IL-9.5mm		IL-9.5FG		IL-4.75 mm	
	min	max	min	max	min	max	min	max	min	max	min	max
1 1/2 in (37.5 mm)												
1 in. (25 mm)		100										
3/4 in. (19 mm)	90	100		100								
1/2 in. (12.5 mm)	75	89	80	100		100		100		100		100
3/8 in. (9.5 mm)				65	90	100	90	100	90	100		100
#4 (4.75 mm)	40	60	20	30	36	50	34	69	60	75 6/	90	100
#8 (2.36 mm)	20	42	16	24 4/	16	32 4/	34 5/	52 2/	45	60 6/	70	90
#16 (1.18 mm)	15	30					10	32	25	40	50	65
#30 (600 μm)			12	16	12	18			15	30		
#50 (300 μm)	6	15					4	15	8	15	15	30
#100 (150 μm)	4	9					3	10	6	10	10	18
#200 (75 μm)	3.0	6.0	7.0	9.0 3/	7.5	9.5 3/	4.0	6.0	4.0	6.5	7.0	9.0 3/
#635 (20 μm)			≤ 3.0		≤ 3.0							

Ratio Dust/Asphalt Binder		1.0		1.5		1.5		1.0		1.0		1.0

1/ Based on percent of total aggregate weight.

2/ The mixture composition shall not exceed 44 percent passing the #8 (2.36 mm) sieve for surface courses with Ndesign = 90.

3/ Additional minus No. 200 (0.075 mm) material required by the mix design shall be mineral filler, unless otherwise approved by the Engineer.

4/ When establishing the Adjusted Job Mix Formula (AJMF) the percent passing the #8 (2.36 mm) sieve shall not be adjusted above the percentage stated on the table.

5/ When establishing the Adjusted Job Mix Formula (AJMF) the percent passing the #8 (2.36 mm) sieve shall not be adjusted below 34 percent.

6/ When the mixture is used as a binder, the maximum shall be increased by 0.5 percent passing."

Revise Article 1030.05(b) of the Standard Specifications to read:

(b) Volumetric Requirements. The target value for the air voids of the HMA shall be 4.0 percent, for IL-4.75 and SMA mixtures it shall be 3.5 percent and for Stabilized Subbase it shall be 3.0 percent at the design number of gyrations. The voids in the mineral aggregate (VMA) and voids filled with asphalt binder (VFA) of the HMA design shall be based on the nominal maximum size of the aggregate in the mix and shall conform to the following requirements.

	Voids in the Mineral Aggregate (VMA), % Minimum for Ndesign				
Mix Design	30	50	70	80	90
IL-19.0		13.5	13.5		13.5
IL-9.5		15.0	15.0		
IL-9.5FG		15.0	15.0		
IL-4.75[1/]		18.5			
SMA-12.5[1/2/5/]				17.0[3/]/16.0[4/]	
SMA-9.5[1/2/5/]				17.0[3/]/16.0[4/]	
IL-19.0L	13.5				
IL-9.5L	15.0				

1/ Maximum draindown shall be 0.3 percent according to Illinois Modified AASHTO T 305.

2/ The draindown shall be determined at the JMF asphalt binder content at the mixing temperature plus 30°F.

3/ Applies when specific gravity of coarse aggregate is ≥ 2.760.

4/ Applies when specific gravity of coarse aggregate is < 2.760.

5/ For surface course, the coarse aggregate can be crushed steel slag, crystalline crushed stone or crushed sandstone. For binder course, coarse aggregate shall be crushed stone (dolomite), crushed gravel, crystalline crushed stone, or crushed sandstone"

Revise the last paragraph of Article 1102.01 (a) (5) of the Standard Specifications to read:

"IL-4.75 and Stone Matrix Asphalt (SMA) mixtures which contain aggregate having absorptions greater than or equal to 2.0 percent, or which contain steal slag sand, shall have minimum surge bin storage plus haul time of 1.5 hours."

Add after third sentence of Article 1030.09(b) to read:

" If the Contractor and Engineer agree the nuclear density test method is not appropriate for the mixture, cores shall be taken at random locations determined according to the QC/QA document "Determination of Random Density Test Site Locations". Core densities shall be determined using the Illinois Modified AASHTO T 166 or T 275 procedure."

Revise Table 1 and Note 4/ of Table 1 in Article 406.07(a) of the Standard Specifications to read:

	Breakdown/Intermediate Roller (one of the following)	Final Roller (one or more of the following)	Density Requirement
IL-9.5, IL-9.5FG, IL-19.0 1/	V_D, P , T_B, 3W, O_T, O_B	V_S, T_B, T_F, O_T	As specified in Section 1030
IL-4.75 and SMA 3/ 4/	T_B, 3W, O_T	T_F, 3W	As specified in Section 1030
Mixtures on Bridge Decks 2/	T_B	T_F	As specified in Articles 582.05 and 582.06.

"4/ The Contractor shall provide a minimum of two steel-wheeled tandem rollers (T_B), and/or three-wheel (3W) rollers for breakdown, except one of the (T_B) or (3W) rollers shall be 84 inches (2.14 m) wide and a weight of 315 pound per linear inch (PLI) (5.63 kg/mm) and one of the (T_B) or (3W) rollers can be substituted for an oscillatory roller (O_T). T_F rollers shall be a minimum of 280 lb/in. (50 N/mm). The 3W and T_B rollers shall be operated at a uniform speed not to exceed 3 mph (5 km/h), with the drive roll for T_B rollers nearest the paver and maintain an effective rolling distance of not more than 150 ft (45 m) behind the paver."

Add the following after the fourth paragraph of Article 406.13 (b):

"The plan quantities of SMA mixtures shall be adjusted using the actual approved binder and surface Mix Design's G_{mb}."

Revise first paragraph of Article 1030.10 of the Standard Specifications to read:

"A test strip of 300 ton (275 metric tons), except for SMA mixtures it will be 400 ton (363 metric ton), will be required for each mixture on each contract at the beginning of HMA production for each construction year according to the Manual of Test Procedures for Materials "Hot Mix Asphalt Test Strip Procedures". At the request of the Producer, the Engineer may waive the test strip if previous construction during the current construction year has demonstrated the constructability of the mix using Department test results."

Revise third paragraph of Article 1030.10 of the Standard Specifications to read:

"When a test strip is constructed, the Contractor shall collect and split the mixture according to the document "Hot-Mix Asphalt Test Strip Procedures". The Engineer, or a representative, shall deliver split sample to the District Laboratory for verification testing. The Contractor shall complete mixture tests stated in Article 1030.09(a). Mixture sampled shall include enough material for the Department to conduct mixture tests detailed in Article 1030.09(a) and in the document "Hot-Mix Asphalt Mixture Design Verification Procedure" Section 3.3. The mixture test results shall meet the requirements of Articles 1030.05(b) and 1030.05(d), except Hamburg wheel tests will only be conducted on High ESAL mixtures during production."

5. <u>Hot-Mix Asphalt – Mixture Design Verification and Production (D-1)</u>

Effective: January 1, 2019
Revised: December 1, 2021

Add to Article 1030.05 (d)(3) of the Standard Specifications to read:

" During mixture design, prepared samples shall be submitted to the District laboratory by the Contractor for verification testing. The required testing, and number and size of prepared samples submitted, shall be according to the following tables.

High ESAL – Required Samples for Verification Testing

Mixture	Hamburg Wheel and I-FIT Testing 1/ 2/
Binder	total of 3 - 160 mm tall bricks
Surface	total of 4 - 160 mm tall bricks

Low ESAL – Required Samples for Verification Testing	
Mixture	I-FIT Testing 1/ 2/
Binder	1 - 160 mm tall brick
Surface	2 - 160 mm tall bricks

1/ The compacted gyratory bricks for Hamburg wheel and I-FIT testing shall be 7.5 ± 0.5 percent air voids.

2/ If the Contractor does not possess the equipment to prepare the 160 mm tall brick(s), twice as many 115 mm tall compacted gyratory bricks will be acceptable.

Revise the fourth paragraph of Article 1030.10 of the Standard Specifications to read:

"When a test strip is not required, each HMA mixture shall still be sampled on the first day of production: I-FIT and Hamburg wheel testing for High ESAL; I-FIT testing for Low ESAL. Within two working days after sampling the mixture, the Contractor shall deliver gyratory cylinders to the District laboratory for Department verification testing. The High ESAL mixture test results shall meet the requirements of Articles 1030.05(d)(3) and 1030.05(d)(4). The Low ESAL mixture test results shall meet the requirements of Article 1030.05(d)(4). The required number and size of prepared samples submitted for the Hamburg wheel and I-FIT testing shall be according to the "High ESAL - Required Samples for Verification Testing" table in Article 1030.05(d)(3) above."

Add the following to the end of Article 1030.10 of the Standard Specifications to read:

"Mixture sampled during first day of production shall include approximately 60 lb (27 kg) of additional material for the Department to conduct Hamburg wheel testing and approximately 80 lb (36 kg) of additional material for the Department to conduct I-FIT testing. Within two working days after sampling, the Contractor shall deliver prepared samples to the District laboratory for verification testing. The required number and size of prepared samples submitted for the Hamburg wheel and I-FIT testing shall be according to the "High ESAL - Required Samples for Verification Testing" table in Article 1030.05(d)(3) above."

BDE SPECIAL PROVISIONS
For the January 16 and February 27, 2026 Lettings

The following special provisions indicated by a “check mark” are applicable to this contract and will be included by the Project Coordination and Implementation Section of the Bureau of Design & Environment (BDE).

	File Name	#		Special Provision Title	Effective	Revised
	80099	1	☐	Accessible Pedestrian Signals (APS)	April 1, 2003	Jan. 1, 2022
	80274	2	☐	Aggregate Subgrade Improvement	April 1, 2012	April 1, 2022
	80192	3	☐	Automated Flagger Assistance Devices	Jan. 1, 2008	April 1, 2023
	80173	4	☐	Bituminous Materials Cost Adjustments	Nov. 2, 2006	Aug. 1, 2017
	80426	5	☐	Bituminous Surface Treatment with Fog Seal	Jan. 1, 2020	Jan. 1, 2022
	80475	6	☐	Bridge Deck Concrete Overlays	Jan. 1, 2026	
*	80241	7	☐	Bridge Demolition Debris	July 1, 2009	
*	5053I	8	☐	Building Removal	Sept. 1, 1990	Aug. 1, 2022
*	5026I	9	☐	Building Removal with Asbestos Abatement	Sept. 1, 1990	Aug. 1, 2022
	80460	10	☐	Cement, Finely Divided Minerals, Admixtures, Concrete, and Mortar	Jan. 1, 2025	Jan. 1, 2026
	80384	11	☑	Compensable Delay Costs	June 2, 2017	April 1, 2019
*	80198	12	☐	Completion Date (via calendar days)	April 1, 2008	
*	80199	13	☐	Completion Date (via calendar days) Plus Working Days	April 1, 2008	
	80461	14	☐	Concrete Barrier	Jan. 1, 2025	
	80453	15	☐	Concrete Sealer	Nov. 1, 2023	
	80261	16	☑	Construction Air Quality – Diesel Retrofit	June 1, 2010	Jan. 1, 2025
	80476	17	☐	Deck Slab Repair	Jan. 1, 2026	
*	80029	18	☐	Disadvantaged Business Enterprise Participation	Sept. 1, 2000	Jan. 2, 2025
	80467	19	☐	Erosion Control Blanket	Aug. 1, 2025	
	80229	20	☐	Fuel Cost Adjustment	April 1, 2009	Aug. 1, 2017
	80452	21	☐	Full Lane Sealant Waterproofing System	Nov. 1, 2023	
	80433	22	☐	Green Preformed Thermoplastic Pavement Markings	Jan. 1, 2021	Jan. 1, 2022
	80471	23	☐	Guardrail	Nov. 1, 2025	
	80472	24	☐	High Friction Surface Treatment	Nov. 1, 2025	
	80456	25	☐	Hot-Mix Asphalt	Jan. 1, 2024	Jan. 1, 2026
	80446	26	☐	Hot-Mix Asphalt - Longitudinal Joint Sealant	Nov. 1, 2022	Aug. 1, 2023
	80438	27	☐	Illinois Works Apprenticeship Initiative – State Funded Contracts	June 2, 2021	April 2, 2024
	80477	28	☐	Longitudinal Tining	Jan. 1, 2026	
	80450	29	☐	Mechanically Stabilized Earth Retaining Walls	Aug. 1, 2023	Aug. 1, 2025
	80478	30	☐	Modified Longitudinal Construction Joint	Jan. 1, 2026	
	80464	31	☐	Pavement Marking	April. 1, 2025	Nov. 1, 2025
	80468	32	☐	Pavement Patching	Aug. 1, 2025	
	80441	33	☐	Performance Graded Asphalt Binder	Jan. 1, 2023	
	80459	34	☐	Preformed Plastic Pavement Marking	June 2, 2024	
*	3426I	35	☐	Railroad Protective Liability Insurance	Dec. 1, 1986	Jan. 1, 2022
	80473	36	☐	Raised Reflective Pavement Markers	Nov. 1, 2025	
	80455	37	☐	Removal and Disposal of Regulated Substances	Jan. 1, 2024	April 1, 2024
	80474	38	☐	Residential Driveway Temporary Signal	Nov. 1, 2025	
	80445	39	☐	Seeding	Nov. 1, 2022	
	80457	40	☐	Short Term and Temporary Pavement Markings	April 1, 2024	April 2, 2024
	80462	41	☐	Sign Panels and Appurtenances	Jan. 1, 2025	Jan. 1, 2026
	80479	42	☐	Sinusoidal Rumble Strips	Jan. 1, 2026	
	80469	43	☐	Slope Wall	Aug. 1, 2025	
	80448	44	☐	Source of Supply and Quality Requirements	Jan. 2, 2023	Jan. 1, 2026
	80340	45	☐	Speed Display Trailer	April 2, 2014	Jan. 1, 2022
	80127	46	☐	Steel Cost Adjustment	April 2, 2004	Nov. 1, 2025
	80480	47	☐	Structural Repair of Concrete	Jan. 1, 2026	
	80397	48	☐	Subcontractor and DBE Payment Reporting	April 2, 2018	
	80391	49	☑	Subcontractor Mobilization Payments	Nov. 2, 2017	April 1, 2019
	80463	50	☐	Submission of Bidders List Information	Jan. 2, 2025	Mar. 2, 2025
	80437	51	☐	Submission of Payroll Records	April 1, 2021	Nov. 2, 2023

	80435	52	☐	Surface Testing of Pavements – IRI	Jan. 1, 2021	Jan. 1, 2023
	80465	53	☐	Surveying Services	April 1, 2025	
	80481	54	☐	Temporary Concrete Barrier	Jan. 1, 2026	
	80466	55	☐	Temporary Rumble Strips	April 1, 2025	
	80470	56	☐	Traffic Signal Backplate	Aug. 1, 2025	
*	20338	57	☐	Training Special Provisions	Oct. 15, 1975	Sept. 2, 2021
	80429	58	☐	Ultra-Thin Bonded Wearing Course	April 1, 2020	Jan. 1, 2022
	80439	59	☑	Vehicle and Equipment Warning Lights	Nov. 1, 2021	Nov. 1, 2022
	80458	60	☐	Waterproofing Membrane System	Aug. 1, 2024	
	80302	61	☐	Weekly DBE Trucking Reports	June 2, 2012	Jan. 2, 2025
	80454	62	☐	Wood Sign Support	Nov. 1, 2023	
	80427	63	☑	Work Zone Traffic Control Devices	Mar. 2, 2020	Jan. 1, 2026
*	80071	64	☐	Working Days	Jan. 1, 2002	

Highlighted items indicate a new or revised special provision for the letting.

An * indicates the special provision requires additional information from the designer, which needs to be submitted separately. The Project Coordination and Implementation Section will then include the information in the applicable special provision.

The following special provisions are in the 2026 Supplemental Specifications and Recurring Special Provisions.

File Name	Special Provision Title	New Location(s)	Effective	Revised
80447	Grading and Shaping Ditches	Articles 214.03 & 214.04	Jan. 1, 2023	

COMPENSABLE DELAY COSTS (BDE)

Effective: June 2, 2017
Revised: April 1, 2019

Revise Article 107.40(b) of the Standard Specifications to read:

"(b) Compensation. Compensation will not be allowed for delays, inconveniences, or damages sustained by the Contractor from conflicts with facilities not meeting the above definition; or if a conflict with a utility in an unanticipated location does not cause a shutdown of the work or a documentable reduction in the rate of progress exceeding the limits set herein. The provisions of Article 104.03 notwithstanding, compensation for delays caused by a utility in an unanticipated location will be paid according to the provisions of this Article governing minor and major delays or reduced rate of production which are defined as follows.

(1) Minor Delay. A minor delay occurs when the work in conflict with the utility in an unanticipated location is completely stopped for more than two hours, but not to exceed two weeks.

(2) Major Delay. A major delay occurs when the work in conflict with the utility in an unanticipated location is completely stopped for more than two weeks.

(3) Reduced Rate of Production Delay. A reduced rate of production delay occurs when the rate of production on the work in conflict with the utility in an unanticipated location decreases by more than 25 percent and lasts longer than seven calendar days."

Revise Article 107.40(c) of the Standard Specifications to read:

"(c) Payment. Payment for Minor, Major, and Reduced Rate of Production Delays will be made as follows.

(1) Minor Delay. Labor idled which cannot be used on other work will be paid for according to Article 109.04(b)(1) and (2) for the time between start of the delay and the minimum remaining hours in the work shift required by the prevailing practice in the area.

Equipment idled which cannot be used on other work, and which is authorized to standby on the project site by the Engineer, will be paid for according to Article 109.04(b)(4).

(2) Major Delay. Labor will be the same as for a minor delay.

Equipment will be the same as for a minor delay, except Contractor-owned equipment will be limited to two weeks plus the cost of move-out to either the

Contractor's yard or another job and the cost to re-mobilize, whichever is less. Rental equipment may be paid for longer than two weeks provided the Contractor presents adequate support to the Department (including lease agreement) to show retaining equipment on the job is the most economical course to follow and in the public interest.

(3) Reduced Rate of Production Delay. The Contractor will be compensated for the reduced productivity for labor and equipment time in excess of the 25 percent threshold for that portion of the delay in excess of seven calendar days. Determination of compensation will be in accordance with Article 104.02, except labor and material additives will not be permitted.

Payment for escalated material costs, escalated labor costs, extended project overhead, and extended traffic control will be determined according to Article 109.13."

Revise Article 108.04(b) of the Standard Specifications to read:

"(b) No working day will be charged under the following conditions.

(1) When adverse weather prevents work on the controlling item.

(2) When job conditions due to recent weather prevent work on the controlling item.

(3) When conduct or lack of conduct by the Department or its consultants, representatives, officers, agents, or employees; delay by the Department in making the site available; or delay in furnishing any items required to be furnished to the Contractor by the Department prevents work on the controlling item.

(4) When delays caused by utility or railroad adjustments prevent work on the controlling item.

(5) When strikes, lock-outs, extraordinary delays in transportation, or inability to procure critical materials prevent work on the controlling item, as long as these delays are not due to any fault of the Contractor.

(6) When any condition over which the Contractor has no control prevents work on the controlling item."

Revise Article 109.09(f) of the Standard Specifications to read:

"(f) Basis of Payment. After resolution of a claim in favor of the Contractor, any adjustment in time required for the work will be made according to Section 108. Any adjustment in the costs to be paid will be made for direct labor, direct materials, direct equipment, direct jobsite overhead, direct offsite overhead, and other direct costs allowed by the resolution. Adjustments in costs will not be made for interest charges, loss of anticipated profit, undocumented loss of efficiency, home office overhead and unabsorbed overhead

other than as allowed by Article 109.13, lost opportunity, preparation of claim expenses and other consequential indirect costs regardless of method of calculation.

The above Basis of Payment is an essential element of the contract and the claim cost recovery of the Contractor shall be so limited."

Add the following to Section 109 of the Standard Specifications.

"**109.13 Payment for Contract Delay.** Compensation for escalated material costs, escalated labor costs, extended project overhead, and extended traffic control will be allowed when such costs result from a delay meeting the criteria in the following table.

Contract Type	Cause of Delay	Length of Delay
Working Days	Article 108.04(b)(3) or Article 108.04(b)(4)	No working days have been charged for two consecutive weeks.
Completion Date	Article 108.08(b)(1) or Article 108.08(b)(7)	The Contractor has been granted a minimum two week extension of contract time, according to Article 108.08.

Payment for each of the various costs will be according to the following.

(a) Escalated Material and/or Labor Costs. When the delay causes work, which would have otherwise been completed, to be done after material and/or labor costs have increased, such increases will be paid. Payment for escalated material costs will be limited to the increased costs substantiated by documentation furnished by the Contractor. Payment for escalated labor costs will be limited to those items in Article 109.04(b)(1) and (2), except the 35 percent and 10 percent additives will not be permitted.

(b) Extended Project Overhead. For the duration of the delay, payment for extended project overhead will be paid as follows.

(1) Direct Jobsite and Offsite Overhead. Payment for documented direct jobsite overhead and documented direct offsite overhead, including onsite supervisory and administrative personnel, will be allowed according to the following table.

Original Contract Amount	Supervisory and Administrative Personnel
Up to $5,000,000	One Project Superintendent
Over $ 5,000,000 - up to $25,000,000	One Project Manager, One Project Superintendent or Engineer, and One Clerk
Over $25,000,000 - up to $50,000,000	One Project Manager, One Project Superintendent, One Engineer, and

	One Clerk
Over $50,000,000	One Project Manager, Two Project Superintendents, One Engineer, and One Clerk

(2) Home Office and Unabsorbed Overhead. Payment for home office and unabsorbed overhead will be calculated as 8 percent of the total delay cost.

(c) Extended Traffic Control. Traffic control required for an extended period of time due to the delay will be paid for according to Article 109.04.

When an extended traffic control adjustment is paid under this provision, an adjusted unit price as provided for in Article 701.20(a) for increase or decrease in the value of work by more than ten percent will not be paid.

Upon payment for a contract delay under this provision, the Contractor shall assign subrogation rights to the Department for the Department's efforts of recovery from any other party for monies paid by the Department as a result of any claim under this provision. The Contractor shall fully cooperate with the Department in its efforts to recover from another party any money paid to the Contractor for delay damages under this provision."

80384

CONSTRUCTION AIR QUALITY – DIESEL RETROFIT (BDE)

Effective: June 1, 2010
Revised: January 1, 2025

The reduction of emissions of particulate matter (PM) for off-road equipment shall be accomplished by installing retrofit emission control devices. The term "equipment" refers to diesel fuel powered devices rated at 50 hp and above, to be used on the jobsite in excess of seven calendar days over the course of the construction period on the jobsite (including rental equipment).

Contractor and subcontractor diesel powered off-road equipment assigned to the contract shall be retrofitted according to the table below.

Horsepower Range	Model Year and Older
50-99	2003
100-299	2002
300-599	2000
600-749	2001
750 and up	2005

The retrofit emission control devices shall achieve a minimum PM emission reduction of 50 percent and shall be:

a) Included on the U.S. Environmental Protection Agency (USEPA) *Verified Retrofit Technology List* (https://www.epa.gov/verified-diesel-tech/verified-technologies-list-clean-diesel), or verified by the California Air Resources Board (CARB) (http://www.arb.ca.gov/diesel/verdev/vt/cvt.htm); or

b) Retrofitted with a non-verified diesel retrofit emission control device if verified retrofit emission control devices are not available for equipment proposed to be used on the project, and if the Contractor has obtained a performance certification from the retrofit device manufacturer that the emission control device provides a minimum PM emission reduction of 50 percent.

Note: Large cranes (Crawler mounted cranes) which are responsible for critical lift operations are exempt from installing retrofit emission control devices if such devices adversely affect equipment operation.

Diesel powered off-road equipment with engine ratings of 50 hp and above, which are unable to be retrofitted with verified emission control devices or if performance certifications are not available which will achieve a minimum 50 percent PM reduction, may be granted a waiver by the Department if documentation is provided showing good faith efforts were made by the Contractor to retrofit the equipment.

SUBCONTRACTOR MOBILIZATION PAYMENTS (BDE)

Effective: November 2, 2017
Revised: April 1, 2019

Replace the second paragraph of Article 109.12 of the Standard Specifications with the following:

"This mobilization payment shall be made at least seven days prior to the subcontractor starting work. The amount paid shall be at the following percentage of the amount of the subcontract reported on form BC 260A submitted for the approval of the subcontractor's work.

Value of Subcontract Reported on Form BC 260A	Mobilization Percentage
Less than $10,000	25%
$10,000 to less than $20,000	20%
$20,000 to less than $40,000	18%
$40,000 to less than $60,000	16%
$60,000 to less than $80,000	14%
$80,000 to less than $100,000	12%
$100,000 to less than $250,000	10%
$250,000 to less than $500,000	9%
$500,000 to $750,000	8%
Over $750,000	7%"

80391

VEHICLE AND EQUIPMENT WARNING LIGHTS (BDE)

Effective: November 1, 2021
Revised: November 1, 2022

Add the following paragraph after the first paragraph of Article 701.08 of the Standard Specifications:

"The Contractor shall equip all vehicles and equipment with high-intensity oscillating, rotating, or flashing, amber or amber-and-white, warning lights which are visible from all directions. In accordance with 625 ILCS 5/12-215, the lights may only be in operation while the vehicle or equipment is engaged in construction operations."

80439

WORK ZONE TRAFFIC CONTROL DEVICES (BDE)

Effective: March 2, 2020
Revised: January 1, 2026

Add the following to Article 701.03 of the Standard Specifications:

"(q) Temporary Sign Supports ..... 1106.02"

Revise Article 701.03(p) of the Standard Specifications to read:

"(p) Detectable Pedestrian Channelizing Barricades ..... 1106.02(m)"

Revise the third paragraph of Article 701.14 of the Standard Specifications to read:

"For temporary sign supports, the Contractor shall provide a FHWA eligibility letter for each device used on the contract. The letter shall provide information for the set-up and use of the device as well as a detailed drawing of the device. The signs shall be supported within 20 degrees of vertical. Weights used to stabilize signs shall be attached to the sign support per the manufacturer's specifications."

Revise the first paragraph of Article 701.15 of the Standard Specifications to read:

"**701.15 Traffic Control Devices.** For devices that must meet crashworthiness standards, the Contractor shall provide a manufacturer's self-certification or a FHWA eligibility letter for each Category 1 device and a FHWA eligibility letter for each Category 2 and Category 3 device used on the contract. The self-certification or letter shall provide information for the set-up and use of the device as well as a detailed drawing of the device."

Revise the first six paragraphs of Article 1106.02 of the Standard Specifications to read:

"**1106.02 Devices.** Work zone traffic control devices and combinations of devices shall meet crashworthiness standards for their respective categories. The categories are as follows.

Category 1 includes small, lightweight, channelizing and delineating devices that have been in common use for many years and are known to be crashworthy by crash testing of similar devices or years of demonstrable safe performance. These include cones, tubular markers, plastic drums, and delineators, with no attachments (e.g. lights). Category 1 devices shall be MASH compliant.

Category 2 includes devices that are not expected to produce significant vehicular velocity change but may otherwise be hazardous. These include vertical panels with lights, barricades, temporary sign supports, and Category 1 devices with attachments (e.g. drums with lights). Category 2 devices shall be MASH compliant.

Category 3 includes devices that are expected to cause significant velocity changes or other potentially harmful reactions to impacting vehicles. These include crash cushions (impact attenuators), truck mounted attenuators, and other devices not meeting the definitions of Category 1 or 2. Category 3 devices manufactured after December 31, 2019 shall be MASH compliant. Category 3 devices manufactured on or before December 31, 2019, and compliant with NCHRP 350, may be used on contracts let before December 31, 2029. Category 3 devices shall be crash tested for Test Level 3 or the test level specified.

Category 4 includes portable or trailer-mounted devices such as sign supports, speed feedback displays, arrow boards, changeable message signs, temporary traffic signals, and area lighting supports. It is preferable for Category 4 devices manufactured after December 31, 2019 to be MASH-16 compliant; however, there are currently no crash tested devices in this category, so it remains exempt from the NCHRP 350 or MASH compliance requirement.

For each type of device, when no more than one MASH compliant is available, an NCHRP 350 compliant device may be used, even if manufactured after December 31, 2019."

Revise the first paragraph of Section 1106.02(a) of the Standard Specifications to read:

"(a) Lights. Lights shall meet the requirements of Chapter 13 of the "Equipment and Materials Standards of the Institute of Transportation Engineers," 1998, Institute of Transportation Engineers, and shall be visible on a clear night from a distance of 3000 ft (900 m). Lights are classified as follows."

Revise Articles 1106.02(g), 1106.02(k), 1106.02(l), and 1106.02(m) of the Standard Specifications to read:

"(g) Truck Mounted/Trailer Mounted Attenuators. The attenuator shall be approved for use at Test Level 3. Test Level 2 may be used for normal posted speeds less than or equal to 45 mph.

(k) Temporary Water Filled Barrier. The water filled barrier shall be a lightweight plastic shell designed to accept water ballast and be on the Department's qualified product list.

Shop drawings shall be furnished by the manufacturer and shall indicate the deflection of the barrier as determined by acceptance testing; the configuration of the barrier in that test; and the vehicle weight, velocity, and angle of impact of the deflection test. The Engineer shall be provided one copy of the shop drawings.

(l) Movable Traffic Barrier. The movable traffic barrier shall be on the Department's qualified product list.

Shop drawings shall be furnished by the manufacturer and shall indicate the deflection of the barrier as determined by acceptance testing; the configuration of the barrier in that test; and the vehicle weight, velocity, and angle of impact of the deflection test. The

Engineer shall be provided one copy of the shop drawings. The barrier shall be capable of being moved on and off the roadway on a daily basis.

(m) Detectable Pedestrian Channelizing Barricades. The top panel or handrail shall be continuous and there should be at least a 2 in. (50 mm) gap between the hand trailing edge and its support. When visible to vehicular traffic, the top rail shall have alternating white and orange retroreflective stripes sloping at 45 degrees. The bottom panel shall be continuous and have alternating white and orange retroreflective stripes sloping at 45 degrees. Barricade stripes shall be 6 in. (150 mm) in width. The predominant color for other barricade components shall be white, orange, or silver."

80427

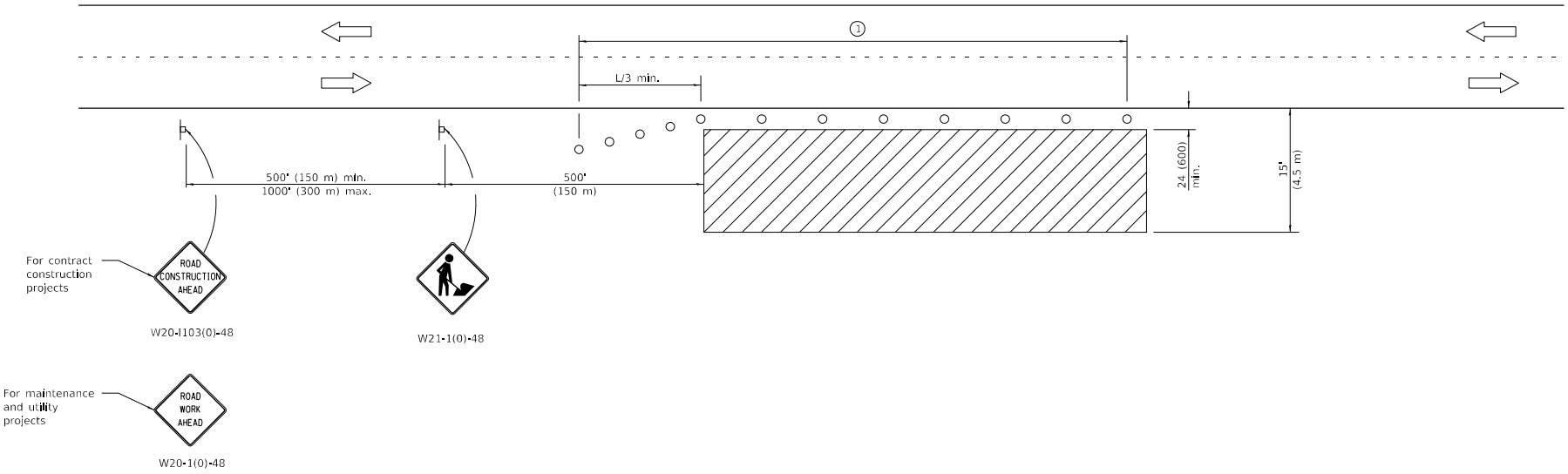

TYPICAL APPLICATIONS

Utility operations
Culvert extensions
Side slope changes
Guardrail installation and maintenance
Delineator installation
Landscaping operations
Shoulder repair
Sign installation and maintenance

SYMBOLS

Work area

Sign

Cone, drum or barricade

① When the work operation exceeds one hour, cones, drums or barricades shall be placed at 25' (8 m) centers for L/3 distance, and at 50' (15 m) centers through the remainder of the work area.

GENERAL NOTES

This Standard is used where any vehicles, equipment, workers or their activities will encroach in the area 15' (4.5 m) to 24 (600) from the edge of pavement.

Calculate L as follows:

SPEED LIMIT	FORMULAS English	(Metric)
40 mph (70 km/h) or less:	$L=\frac{WS^2}{60}$	$L=\frac{WS^2}{150}$
45 mph (80 km/h) or greater:	$L=(W)(S)$	$L=0.65(W)(S)$

W = Width of offset in feet (meters).

S = Normal posted speed mph (km/h).

All dimensions are in inches (millimeters) unless otherwise shown.

Illinois Department of Transportation

PASSED January 1, 2014
ENGINEER OF SAFETY ENGINEERING

APPROVED January 1, 2014
ENGINEER OF DESIGN AND ENVIRONMENT

ISSUED 1-1-97

DATE	REVISIONS
1-1-14	Revised workers sign
	number to agree with
	current MUTCD.
1-1-13	Omitted text 'WORKERS'
	sign.

OFF-RD OPERATIONS, 2L, 2W, 15' (4.5 m) TO 24" (600 mm) FROM PAVEMENT EDGE

STANDARD 701006-05

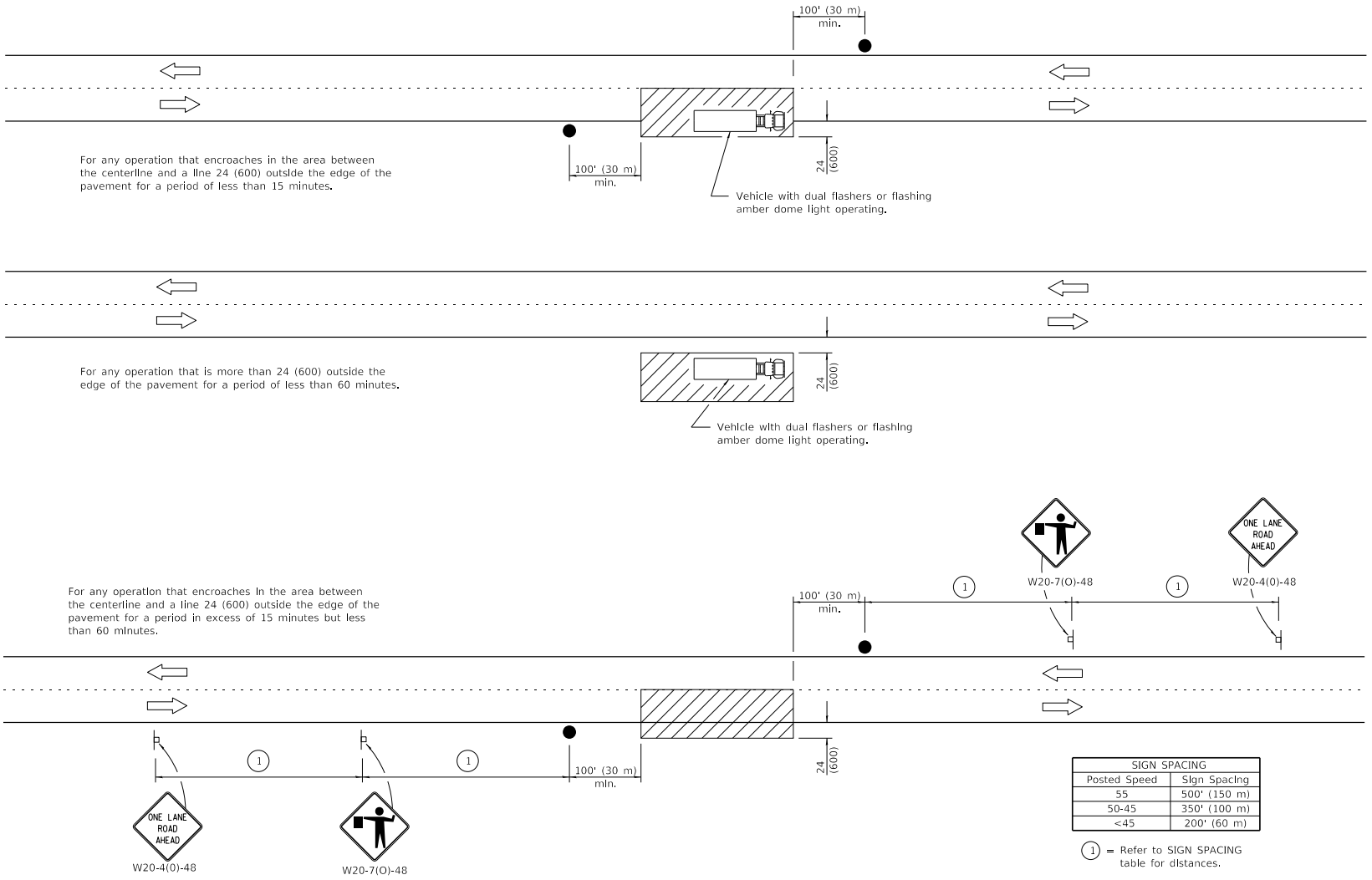

SIGN SPACING	
Posted Speed	Sign Spacing
55	500' (150 m)
50-45	350' (100 m)
<45	200' (60 m)

(1) = Refer to SIGN SPACING table for distances.

TYPICAL APPLICATIONS

Marking patches
Field survey
String line
Utility operations
Cleaning up debris on pavement

SYMBOLS

Work area
Sign on portable or permanent support
Flagger with traffic control sign

All dimensions are in inches (millimeters) unless otherwise shown.

Illinois Department of Transportation

PASSED January 1, 2011
ENGINEER OF SAFETY ENGINEERING
APPROVED January 1, 2011
ENGINEER OF DESIGN AND ENVIRONMENT
ISSUED 1-1-07

DATE	REVISIONS
1-1-11	Revised flagger sign.
1-1-09	Switched units to
	English (metric).

LANE CLOSURE, 2L, 2W, SHORT TIME OPERATIONS

STANDARD 701301-04

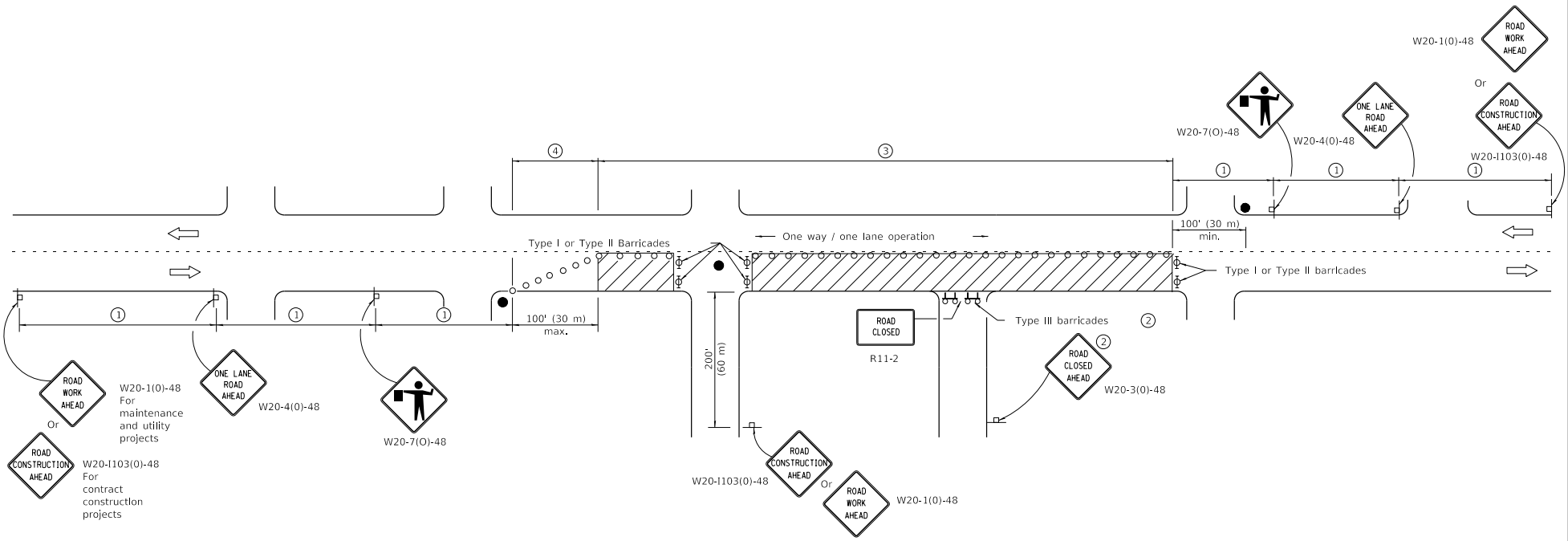

SIGN SPACING	
Posted Speed	Sign Spacing
55	500' (150 m)
50-45	350' (100 m)
<45	200' (60 m)

SYMBOLS

- Work area
- Cone, drum or barricade (not required for moving operations)
- Sign on portable or permanent support
- Flagger with traffic control sign
- Barricade or drum with flashing light
- Type III barricade with flashing lights

(1) Refer to SIGN SPACING TABLE for distances.

(2) For approved sideroad closures.

(3) Cones at 25' (8 m) centers for 250' (75 m). Additional cones may be placed at 50' (15 m) centers. When drums or Type I or Type II barricades are used, the interval between devices may be doubled.

(4) Cones, drums or barricades at 20' (6 m) centers.

GENERAL NOTES

This Standard is used where at any time, day or night, any vehicle, equipment, workers or their activities encroach on the pavement requiring the closure of one traffic lane in an urban area.

All dimensions are in inches (millimeters) unless otherwise shown.

Illinois Department of Transportation

PASSED January 1, 2011
ENGINEER OF SAFETY ENGINEERING

APPROVED January 1, 2011
ENGINEER OF DESIGN AND ENVIRONMENT

ISSUED 1-1-07

DATE	REVISIONS
1-1-11	Revised flagger sign.
1-1-09	Switched units to
	English (metric).
	Corrected sign No.'s.

URBAN LANE CLOSURE, 2L, 2W, UNDIVIDED

STANDARD 701501-06

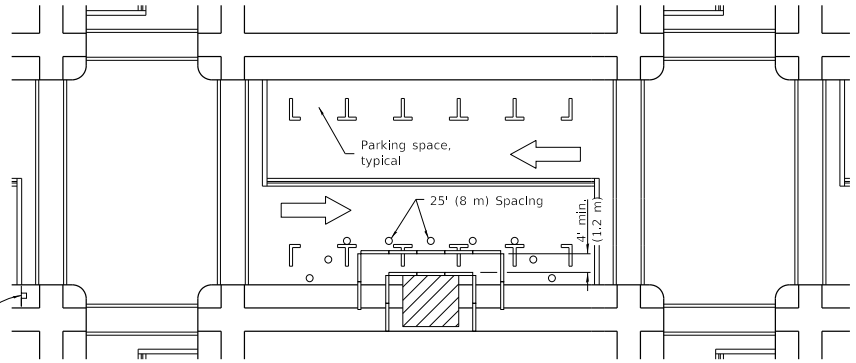

① ROAD CONSTRUCTION AHEAD — W20-I103(0)-48 for contract construction projects

Or

① ROAD WORK AHEAD — W20-1(0)-48 for maintenance and utility projects

SIDEWALK DIVERSION

① Omit whenever duplicated by road work traffic control.

SYMBOLS

- Work area
- Sign on portable or permanent support
- Barricade or drum
- Cone, drum or barricade
- Type III barricade
- Detectable pedestrian channelizing barricade

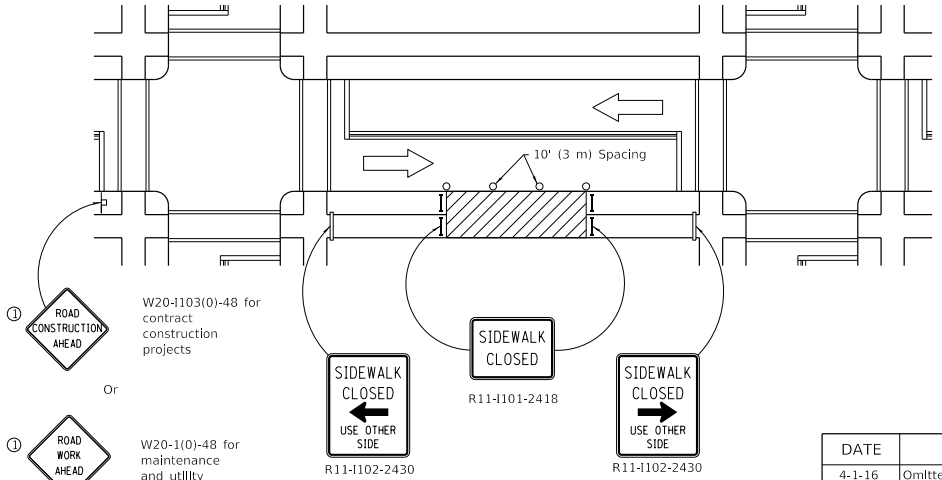

① ROAD CONSTRUCTION AHEAD — W20-I103(0)-48 for contract construction projects

Or

① ROAD WORK AHEAD — W20-1(0)-48 for maintenance and utility projects

SIDEWALK CLOSURE

GENERAL NOTES

This Standard is used where, at any time, pedestrian traffic must be rerouted due to work being performed.

This Standard must be used in conjunction with other Traffic Control & Protection Standards when roadway traffic is affected.

Temporary facilities shall be detectable and accessible.

The temporary pedestrian facilities shall be provided on the same side of the closed facilities whenever possible.

The SIDEWALK CLOSED / USE OTHER SIDE sign shall be placed at the nearest crosswalk or intersection to each end of the closure. Where the closure occurs at a corner, the signs shall be erected on the corners across the street from the closure. The SIDEWALK CLOSED signs shall be used at the ends of the actual closures.

Type III barricades and R11-2-4830 signs shall be positioned as shown in "ROAD CLOSED TO ALL TRAFFIC" detail on Standard 701901.

All dimensions are in inches (millimeters) unless otherwise shown.

Illinois Department of Transportation

PASSED April 1, 2016
ENGINEER OF SAFETY ENGINEERING

APPROVED April 1, 2016
ENGINEER OF DESIGN AND ENVIRONMENT

ISSUED 1-1-07

DATE	REVISIONS
4-1-16	Omitted orange safety fence
	from standard as this is
	covered in the std. spec.
1-1-12	Added SIDEWALK DIVERSION.
	Modified appearance of
	plan views. Renamed Std.

SIDEWALK, CORNER OR CROSSWALK CLOSURE

(Sheet 1 of 2)

STANDARD 701801-06

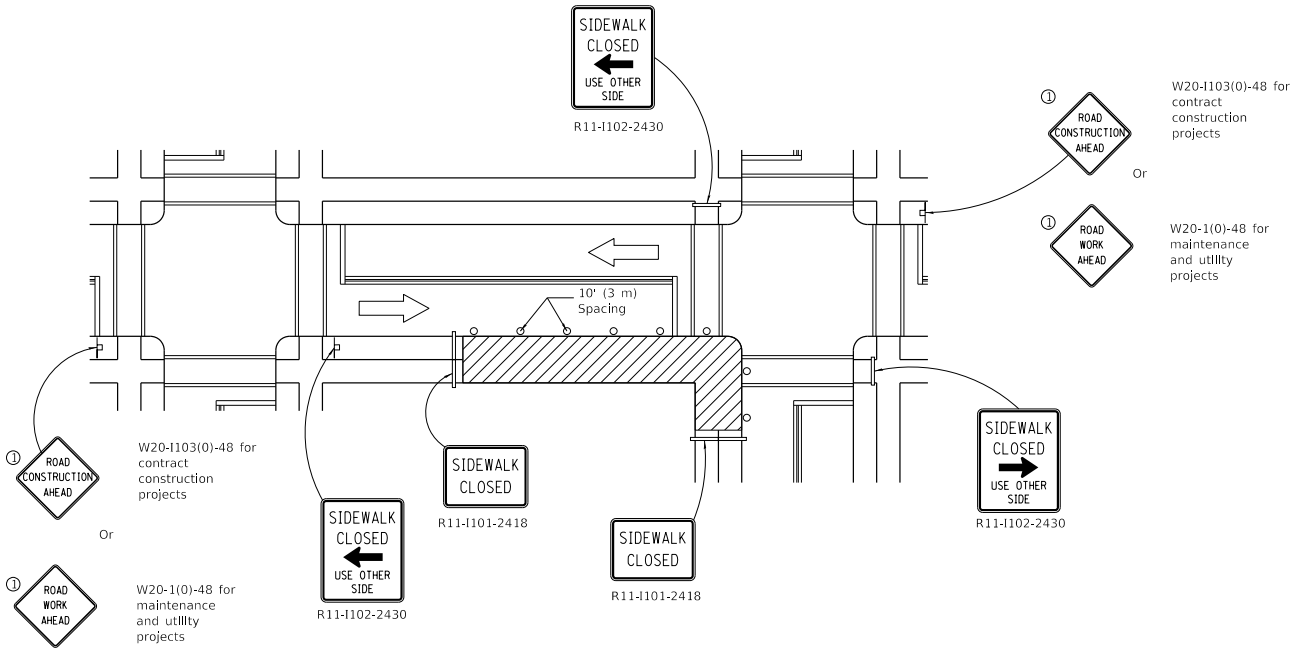

CORNER CLOSURE

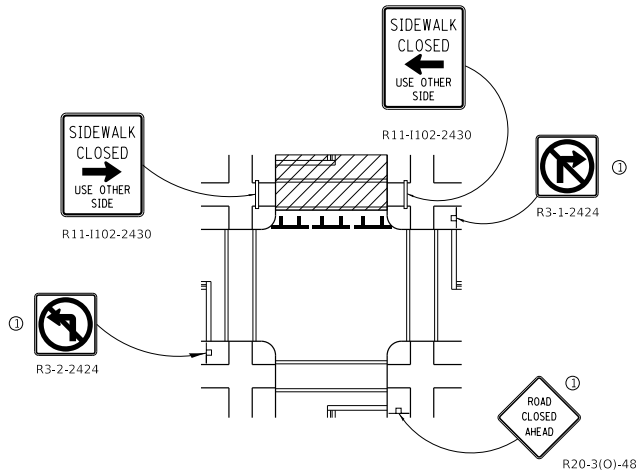

CROSSWALK CLOSURE

Illinois Department of Transportation

PASSED April 1, 2016
ENGINEER OF SAFETY ENGINEERING

APPROVED April 1, 2016
ENGINEER OF DESIGN AND ENVIRONMENT

ISSUED 1-1-07

SIDEWALK, CORNER OR CROSSWALK CLOSURE

(Sheet 2 of 2)

STANDARD 701801-06

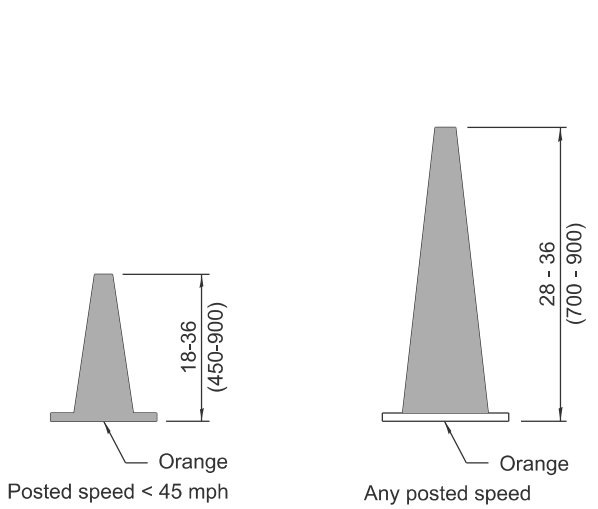

DAYTIME USE

DAY OR NIGHTTIME USE

CONES

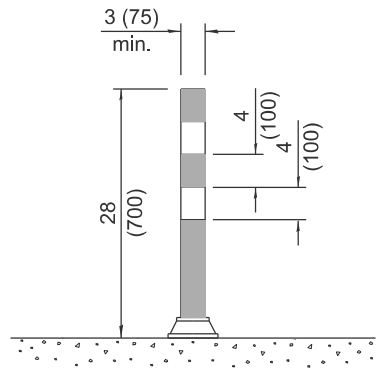

TUBULAR MARKER

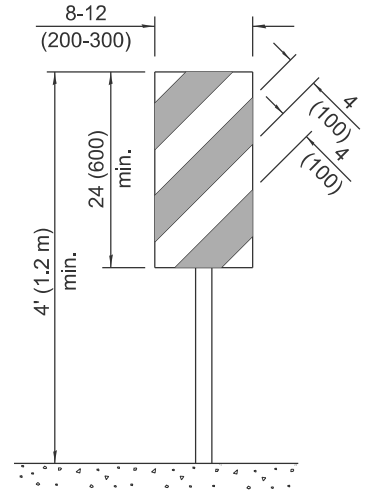

VERTICAL PANEL
POST MOUNTED

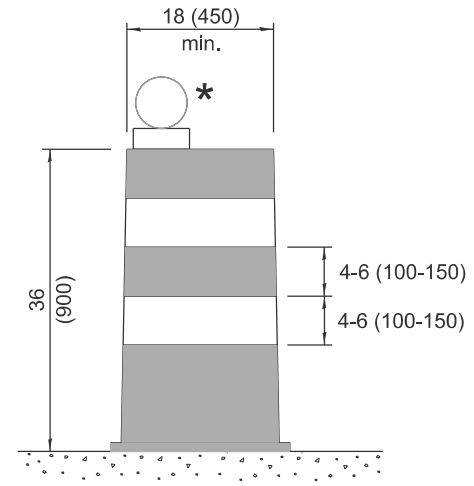

DRUM

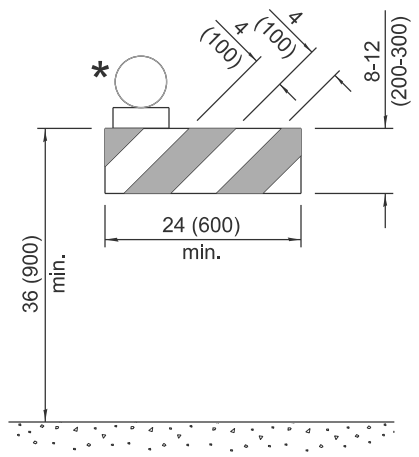

TYPE I BARRICADE

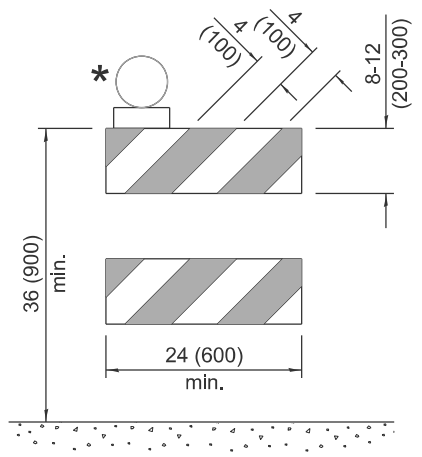

TYPE II BARRICADE

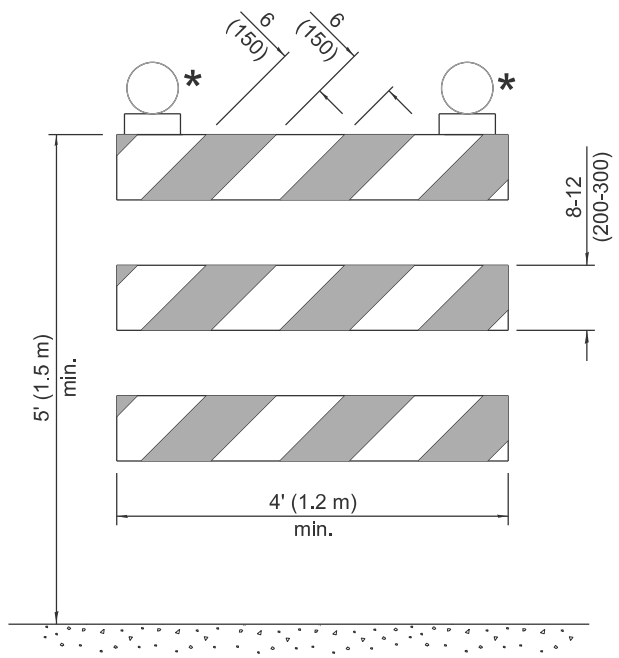

TYPE III BARRICADE

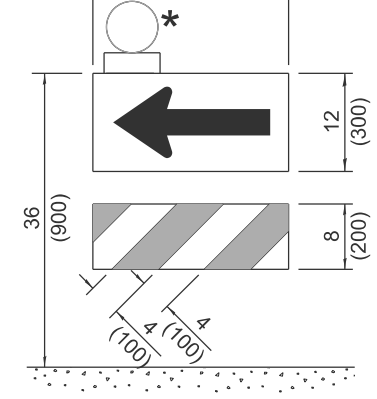

DIRECTION INDICATOR BARRICADE

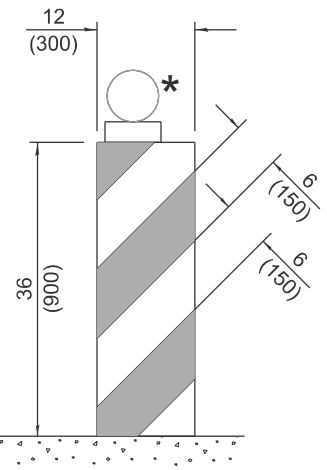

VERTICAL BARRICADE

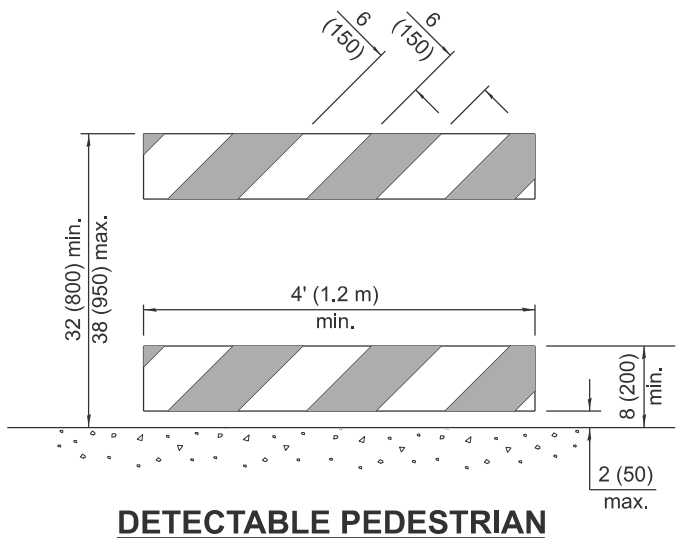

DETECTABLE PEDESTRIAN CHANNELIZING BARRICADE

* Warning lights (if required)

GENERAL NOTES

All heights shown shall be measured above the pavement surface.

All dimensions are in inches (millimeters) unless otherwise shown.

Illinois Department of Transportation

APPROVED January 1, 2026
ENGINEER OF SAFETY PROG. AND ENGINEERING

APPROVED January 1, 2026
ENGINEER OF DESIGN AND ENVIRONMENT

ISSUED 1-1-13

DATE	REVISIONS
1-1-26	Updated Detectable Pedstrian
	Channelizing Barricade (sht. 1) &
	Temporary Rumble Strips
	details (sht. 3)
1-1-25	Updated Temporary Rumble
	Strip Detail (sht. 3).

TRAFFIC CONTROL DEVICES

(Sheet 1 of 3)

STANDARD 701901-11

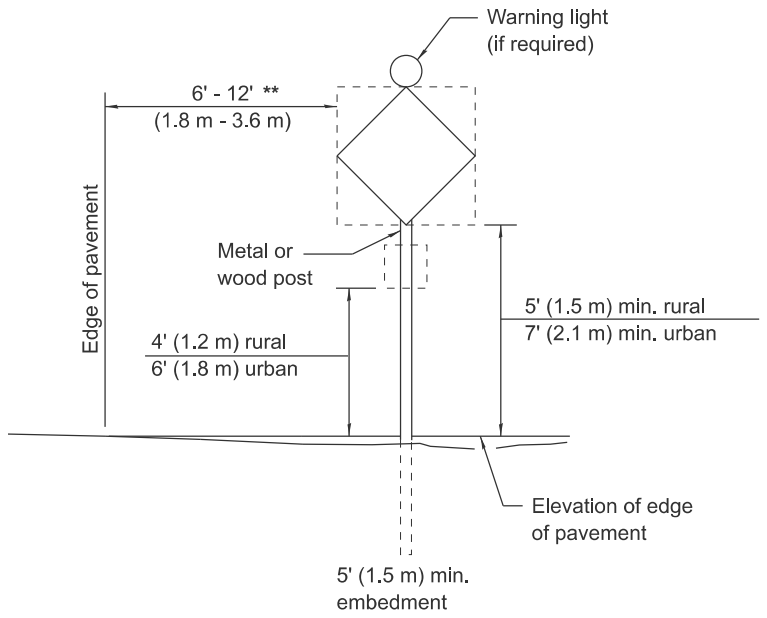

POST MOUNTED SIGNS

** When curb or paved shoulder are present this dimension shall be 24 (600) to the face of curb or 6' (1.8 m) to the outside edge of the paved shoulder.

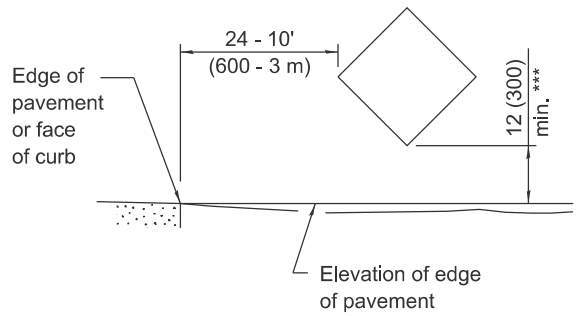

SIGNS ON TEMPORARY SUPPORTS

*** When work operations exceed four days, this dimension shall be 5' (1.5 m) min. If located behind other devices, the height shall be sufficient to be seen completely above the devices.

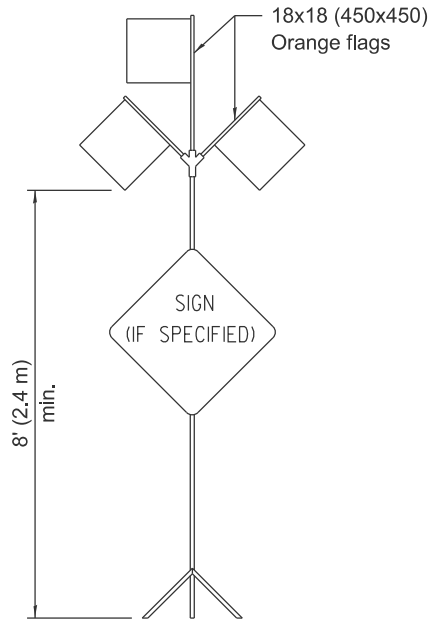

HIGH LEVEL WARNING DEVICE



G20-I104(0)-6036



G20-I105(0)-6024

This signing is required for all projects 2 miles (3200 m) or more in length.

ROAD CONSTRUCTION NEXT X MILES sign shall be placed 500' (150 m) in advance of project limits.

END CONSTRUCTION sign shall be erected at the end of the job unless another job is within 2 miles (3200 m).

Dual sign displays shall be utilized on multi-lane highways.

WORK LIMIT SIGNING



W21-III5(0)-3618

R2-1-3648

R10-I108p-3618 ****



R2-I106p-3618

Sign assembly as shown on Standards or as allowed by District Operations.

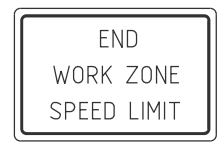

G20-I103-6036

This sign shall be used when the above sign assembly is used.

HIGHWAY CONSTRUCTION SPEED ZONE SIGNS

**** R10-I108p shall only be used along roadways under the juristiction of the State.

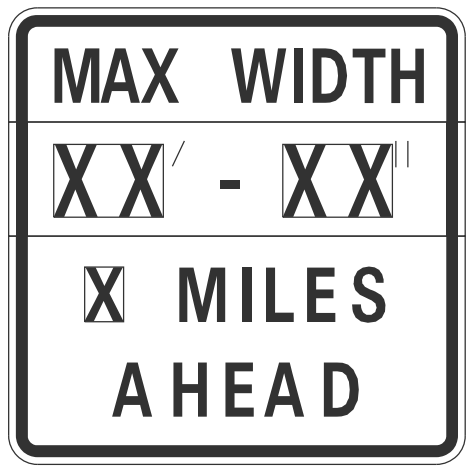

W12-I103-4848

WIDTH RESTRICTION SIGN

XX'-XX" width and X miles are variable.

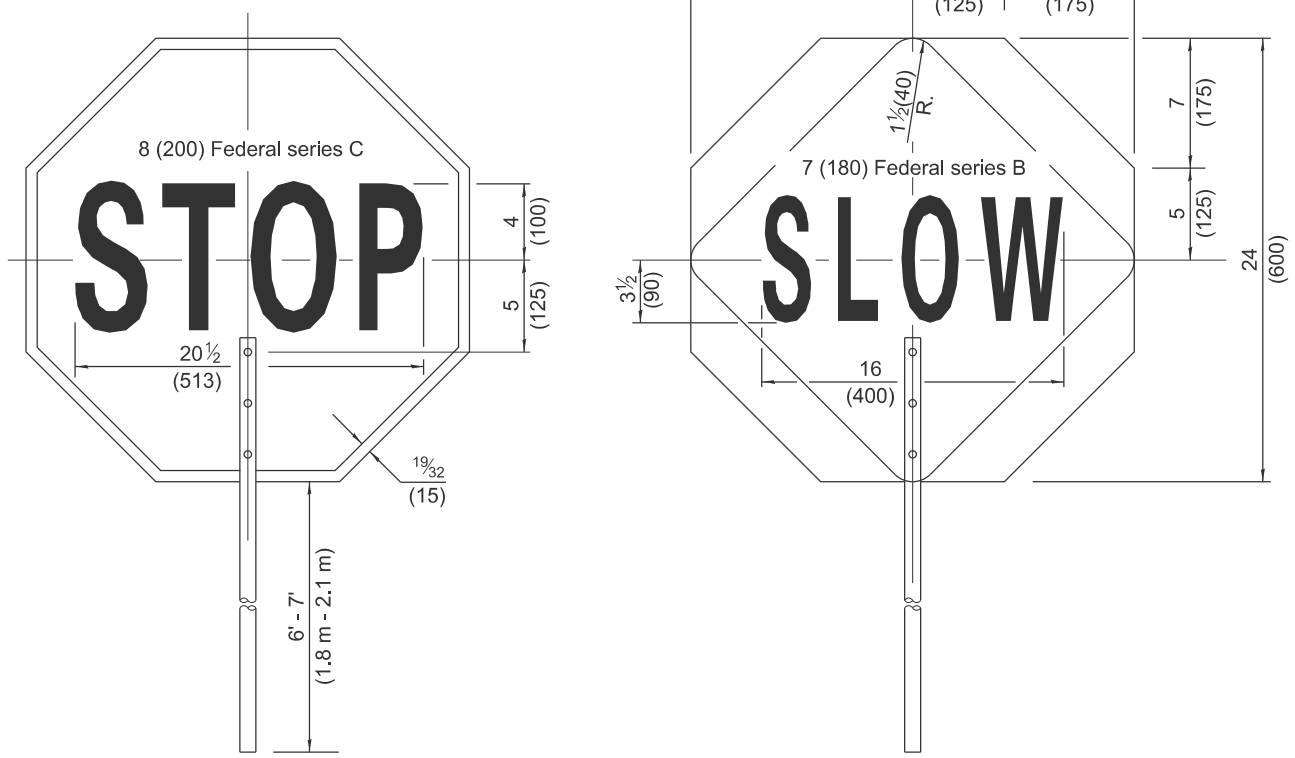

FRONT SIDE

REVERSE SIDE

FLAGGER TRAFFIC CONTROL SIGN

Illinois Department of Transportation

APPROVED January 1, 2026
ENGINEER OF SAFETY PROG. AND ENGINEERING

APPROVED January 1, 2026
ENGINEER OF DESIGN AND ENVIRONMENT

ISSUED 1-1-13

TRAFFIC CONTROL DEVICES

(Sheet 2 of 3)

STANDARD 701901-11

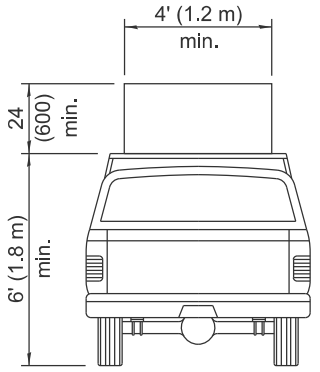

TYPE A ROOF MOUNTED

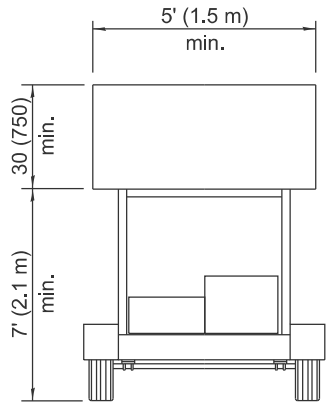

TYPE B ROOF OR TRAILER MOUNTED

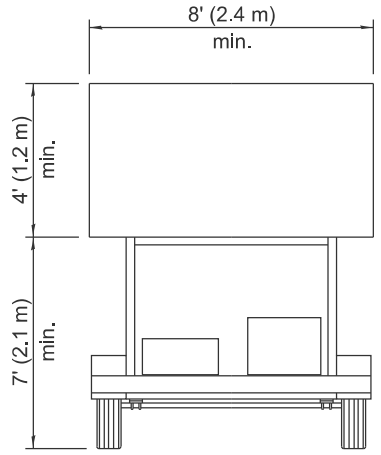

TYPE C TRAILER MOUNTED

ARROW BOARDS

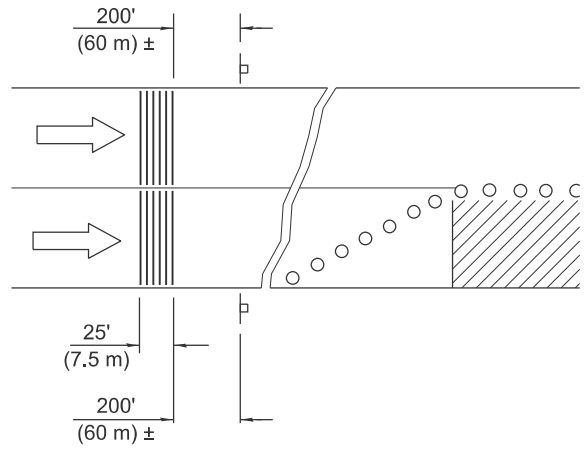

MULTI-LANE HIGHWAYS

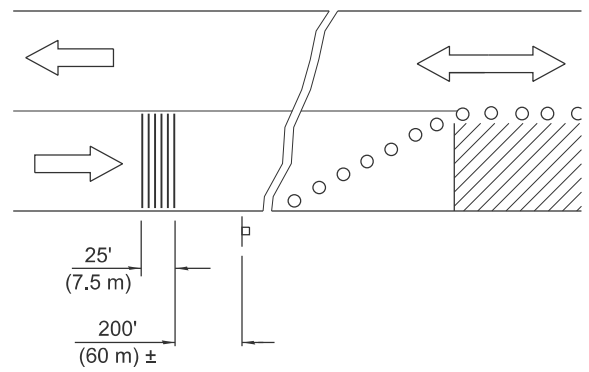

TWO-LANE HIGHWAYS

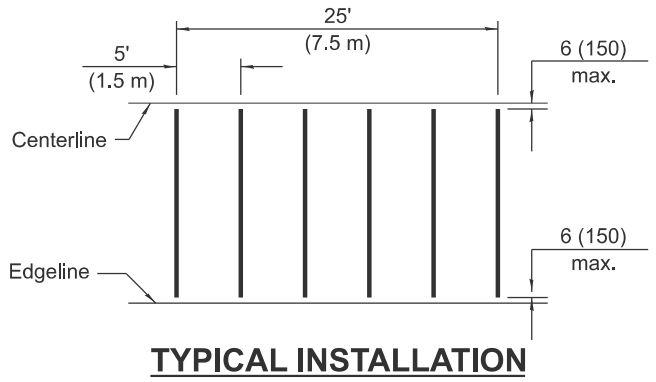

TYPICAL INSTALLATION

TEMPORARY RUMBLE STRIPS

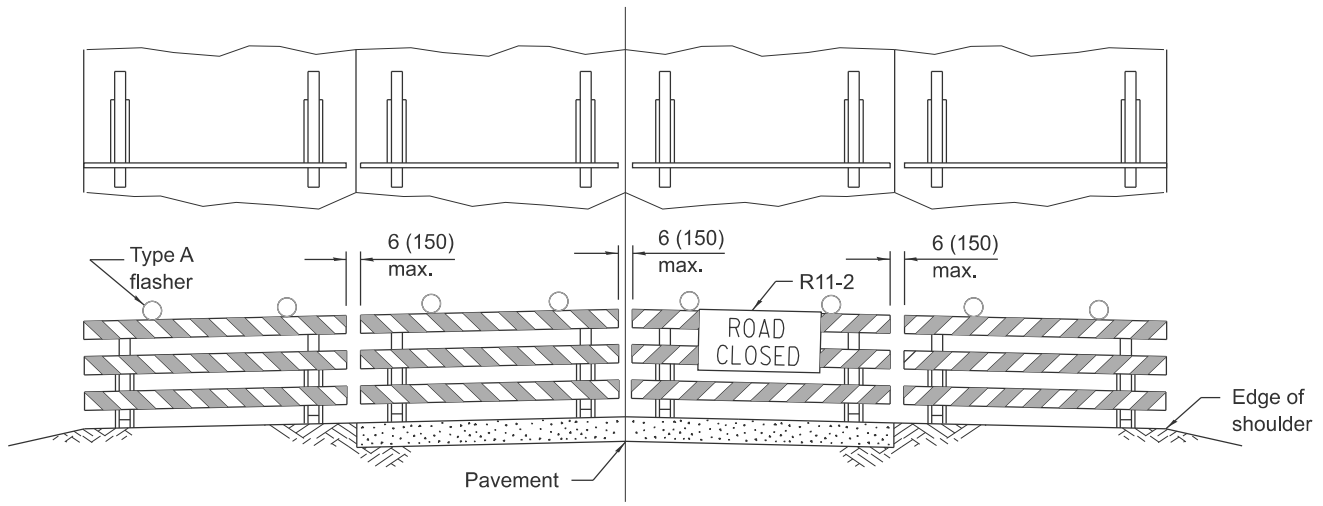

ROAD CLOSED TO ALL TRAFFIC

Reflectorized striping may be omitted on the back side of the barricades.

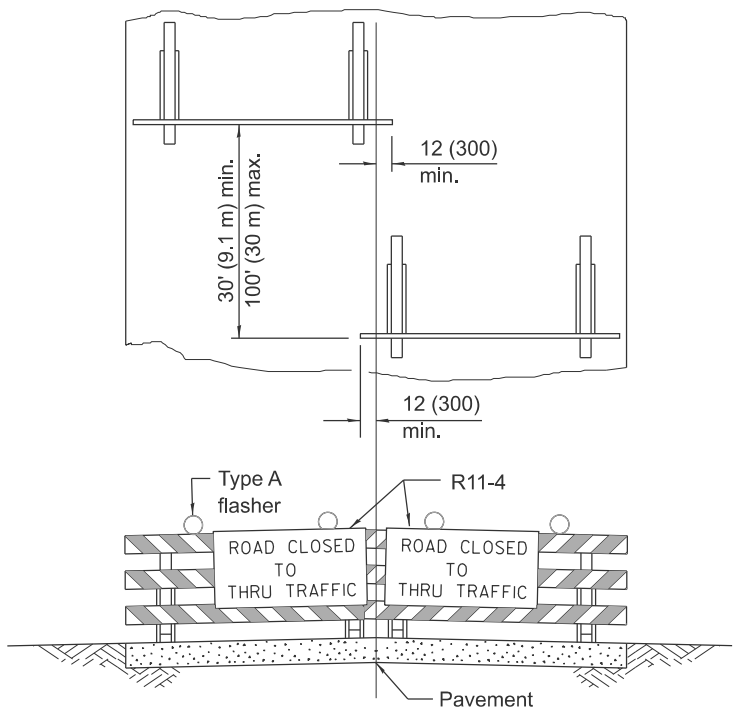

ROAD CLOSED TO THRU TRAFFIC

Reflectorized striping shall appear on both sides of the barricades.

TYPICAL APPLICATIONS OF TYPE III BARRICADES CLOSING A ROAD

If a Type III barricade with an attached sign panel which meets NCHRP 350 or MASH is not available, the sign may be mounted on an NCHRP 350 or MASH temporary sign support directly in front of the barricade.

Illinois Department of Transportation

APPROVED January 1, 2026
ENGINEER OF SAFETY PROG. AND ENGINEERING

APPROVED January 1, 2026
ENGINEER OF DESIGN AND ENVIRONMENT

ISSUED 1-1-13

TRAFFIC CONTROL DEVICES

(Sheet 3 of 3)

STANDARD 701901-11

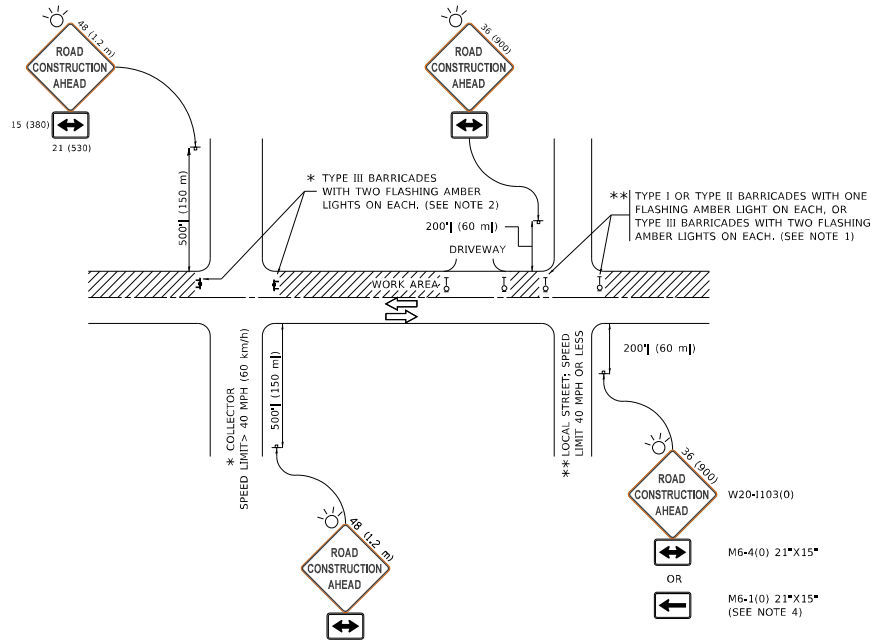

NOTES:

1. SIDE ROAD WITH A SPEED LIMIT OF 40 MPH (60 km/h) OR LESS AS SHOWN ON THE DRAWING AND AS DIRECTED BY THE ENGINEER:
   a) ONE "ROAD CONSTRUCTION AHEAD" SIGN 36 x 36 (900x900) WITH A FLASHER MOUNTED ON IT APPROXIMATELY 200' (60 m) IN ADVANCE OF THE MAIN ROUTE.
   b) THE CLOSED PORTION OF THE MAIN ROUTE SHALL BE PROTECTED BY BLOCKING WITH TYPE I, TYPE II OR TYPE III BARRICADES, 1/3 OF THE CROSS SECTION OF THE CLOSED PORTION.
2. SIDE ROAD WITH A SPEED LIMIT GREATER THAN 40 MPH (60 km/h) AS SHOWN ON THE DRAWING AND AS DIRECTED BY THE ENGINEER:
   a) ONE "ROAD CONSTRUCTION AHEAD" SIGN 48 x 48 (1.2 m x 1.2 m) WITH A FLASHER MOUNTED ON IT APPROXIMATELY 500' (150 m) IN ADVANCE OF THE MAIN ROUTE.
   b) THE CLOSED PORTION OF THE MAIN ROUTE SHALL BE PROTECTED BY BLOCKING WITH TYPE III BARRICADES, 1/2 OF THE CROSS SECTION OF THE CLOSED PORTION.
3. CONES MAY BE SUBSTITUTED FOR BARRICADES OR DRUMS AT HALF THE SPACING DURING DAY OPERATIONS. CONES SHALL BE A MINIMUM OF 28 (710) IN HEIGHT.
4. WHEN THE SIDE ROAD LIES BETWEEN THE BEGINNING OF THE MAINLINE SIGNING AND THE WORK ZONE, A SINGLE HEADED ARROW (M6-1) SHALL BE USED IN LIEU OF THE DOUBLE HEADED ARROW (M6-4).
5. WHEN WORK IS BEING PERFORMED ON A SIDE ROAD OR DRIVEWAY, FOLLOW THE APPLICABLE STANDARD(S). THE DIRECTIONAL ARROW (M6-1 OR M6-4) SHALL BE COVERED OR REMOVED WHEN NO LONGER CONSISTENT WITH THE TRAFFIC CONTROL SET-UP.
6. ADVANCE WARNING SIGNS ARE TO BE OMITTED ON DRIVEWAYS UNLESS OTHERWISE SPECIFIED IN THE PLANS OR BY THE ENGINEER.
7. THE TRAFFIC CONTROL AND PROTECTION FOR SIDE ROADS, INTERSECTIONS, AND DRIVEWAYS SHALL BE INCLUDED IN THE COST OF SPECIFIED TRAFFIC CONTROL STANDARDS OR ITEMS.

All dimensions are in inches (millimeters) unless otherwise shown.

USER NAME = footem1	DESIGNED - L.H.A.	REVISED - A. HOUSEH 10-15-96
	DRAWN -	REVISED - T. RAMMACHER 01-06-00
PLOT SCALE = 50.0000 ' / in.	CHECKED -	REVISED - A. SCHUETZE 07-01-13
PLOT DATE = 3/4/2019	DATE - 06-89	REVISED - A. SCHUETZE 09-15-16

STATE OF ILLINOIS
DEPARTMENT OF TRANSPORTATION

TRAFFIC CONTROL AND PROTECTION FOR SIDE ROADS, INTERSECTIONS, AND DRIVEWAYS

SCALE: NONE | SHEET 1 OF 1 SHEETS | STA. | TO STA.

F.A. RTE.	SECTION	COUNTY	TOTAL SHEETS	SHEET NO.
	TC-10	CONTRACT NO.		
	ILLINOIS FED. AID PROJECT			

MICRO: Default
FILE NAME: c:\projects\d1\d1d1\dgn\TC10.dgn

AGENDA ITEM SUMMARY

BUFFALO GROVE VILLAGE BOARD

Regular Meeting: March 16, 2026

AGENDA ITEM 8.m. O-2026-32

Ordinance Authorizing an Amendment to a Development Improvement Agreement with High School District 214 for Athletic Field Renovations Phase 2 at Buffalo Grove High School.

Contacts

Liaison: Trustee Weidenfeld
Staff: Briget Schwab

Staff Recommendation

Staff recommends approval.

Recommended Motion

I move to approve an ordinance authorizing the execution of an amendment to a Development Improvement Agreement with High School District 214 for Athletic Field Renovations Phase 2 at Buffalo Grove High School, subject to final approval by the Village Attorney.

Summary

Recommendation

Staff recommends Village Board approval of the DIA, subject to review and approval by the Village Attorney.

Background

High School District 214 recently completed significant improvements to the athletic fields at Buffalo Grove High School, located at 1100 Dundee Road, as part of Athletic Field Renovations Phase 2 (O-2025-31) which was approved at the March 17, 2025 Village Board meeting. During the course of the project, the District identified that the amount of available parking remained a concern. In response, District 214 worked with its engineer to design an additional parking area that was not included in the original project approval.

The Development Improvement Agreement, or DIA, is an agreement between the Developer (District 214) and the Village and identifies the items to be constructed by the developer on the project site. Typical items include stormwater management, parking lots, and all of the utilities such as water main and sanitary sewer. The DIA was written specifically for the work on the second phase of athletic field work at 1100 Dundee Road and separate of the phase one work. This proposed amendment revises the DIA Final Engineering and Landscaping Plans (Exhibit C) to incorporate the new parking area and updates the Engineer's Opinion of Probable

Cost (Exhibit D) to reflect the additional improvements.

All permit requirements have been met and their contractor plans to begin work this summer.

Strategic Alignment

Guiding Principle

Principle 5: Partnership with Local Districts

Goal

Goal 2: Enhanced, beautiful, safe and sustainable neighborhoods

File Attachments

1. DRAFT Ordinance BGHS Field Reno Ph 2 DIA Amendment 3.16.26
2. DRAFT DIA BGHS Field Reno P2 Amendment - Parking Lot with plans

ORDINANCE 2026-xxx

AN ORDINANCE AUTHORIZING AN AMENDMENT TO A DEVELOPMENT IMPROVEMENT AGREEMENT WITH HIGH SCHOOL DISTRICT 214 FOR ATHLETIC FIELD RENOVATIONS PHASE 2

WHEREAS the Village of Buffalo Grove is a home rule unit pursuant to the Illinois Constitution of 1970; and

WHEREAS the Village seeks to approve an amendment to a Development Improvement Agreement (DIA) with High School District 214 ("Developer") for Athletic Field Renovations Phase 2 at Buffalo Grove High School.

NOW THEREFORE BE IT ORDAINED by the President and Board of Trustees of the Village of Buffalo Grove, Cook and Lake Counties, Illinois, as follows:

SECTION 1. The foregoing recitals are hereby adopted and incorporated and made a part of this Ordinance as if fully set forth herein.

SECTION 2. The Village President is authorized to execute an amendment to a Development Improvement Agreement, a copy of which is attached hereto, with the High School District 214 for Athletic Field Renovations Phase 2 at Buffalo Grove High School. The amendment revises Exhibit C (Final Engineering and Landscaping Plans) to incorporate an additional parking area and updates Exhibit D (Engineer's Opinion of Probable Cost). Upon approval of this Ordinance, all other terms and provisions of the Agreement shall remain in full force and effect. A copy of the Amendment is attached hereto, subject to final attorney review.

SECTION 3. If any section, paragraph, clause or provision of this Ordinance shall be held invalid, the invalidity thereof shall not affect any other provision of this Ordinance.

SECTION 4. This Ordinance shall be in full force and effect from and after its passage and approval and shall not be codified.

AYES: _____
NAYES: _____
ABSENT: _____
PASSED: _____, 2026
APPROVED: _____, 2026
PUBLISHED: _____, 2026

ATTEST: APPROVED:

_____ _____

DRAFT

Janet M. Sirabian, Village Clerk

Eric N. Smith, Village President

DRAFT

Buffalo Grove High School Athletic Field Renovations Phase 2
Development Name

DEVELOPMENT IMPROVEMENT AGREEMENT

THIS AGREEMENT ("Agreement"), made and entered into as of this ____day of _____ 2026 is amending the previous Development Improvement Agreement made and entered into on the 17th day of March 2025 by and between the VILLAGE OF BUFFALO GROVE, an Illinois Municipal Corporation, and having its office at Village Hall, 50 Raupp Boulevard, Buffalo Grove, Illinois (hereinafter called "Village"), and the Board of Education of Township High School District 214, Cook County, Illinois (hereinafter called "Developer") pursuant to Ordinance No, 2025-31.

WITNESSETH:

WHEREAS, Developer desires to improve the real property described in Exhibit "A" attached hereto and made a part hereof (the "Property"), and in compliance with the Village's Development Ordinance, Developer has submitted to the Village certain (i) plans prepared by STR Partners, LLC, who have hired registered professional engineers (the "Site Plan"), which Preliminary Plans were approved by the Village pursuant to Ordinance No. 2024-058 and described in more detail in Exhibit "C" attached hereto and made a part hereof (the "Site Improvement Plans" and together with the Site Plan, the "Plans"); and,

WHEREAS, the plans for the project have been revised since their original review to include an additional parking area in order to better accommodate parking needs;

WHEREAS, the originally approved plans for the project were shown in Exhibit C, dated January 3, 2025; and

WHEREAS, Exhibit C has since been updated with revised plans dated October 19, 2025, which include an additional parking area; and

WHEREAS, Exhibit D, the Engineer's Opinion of Probable Cost, has been updated to reflect the additional parking area shown in the revised plans;

WHEREAS, the Village is willing to approve said Plans to the extent it has oversight authority under Illinois law, provided that this Agreement is executed to assure the Village as to the completion of certain

site improvements.

NOW, THEREFORE, it is mutually agreed as follows:

1. The Developer is a governmental entity in the Village authorized under the Illinois School Code to improve facilities under its jurisdiction. The School District 214 shall furnish, or cause to be furnished, at their own cost and expense, all the necessary material, labor, and equipment to complete the improvements listed on Exhibit "B" attached hereto, and all other site improvements not specifically set forth, which are required by applicable ordinances or agreements (collectively, the “Improvements”), all in a good and workmanlike manner and in accordance with all pertinent ordinances and regulations of the Village and in accordance with the Plans (including any subsequent revisions requested by the Developer and approved in writing by the Village pursuant to the Village's Development Ordinance).

2. Attached hereto as Exhibit “D” is a complete cost estimate for the construction of the improvement described in Exhibit “B” hereto.

3. All site work shall be subject to inspection by and the approval of the Village Engineer. It is agreed that the contractors who are engaged to construct the Improvements are to be approved by the Village Engineer and that such approval will not be unreasonably withheld.

4. The Developer has paid or will pay the Village a Review and Inspection Fee, as required by Ordinance. It is understood that said fee is based on the amount of the contracts or cost estimate for those items in Exhibit “B”.

5. Prior to the time the Developer or any of its contractors begin any of the work provided for herein, the Developer, and/or its contractors shall furnish the Village with evidence of insurance covering their employees in such amounts and coverage as is acceptable to the Village. Nothing herein shall waive any immunities the Village May assert in response to or defense of any such claim.

In addition, by its execution of this Agreement, the Developer agrees, to the extent authorized under Village Code, to protect, indemnify, save and hold harmless, and defend the Village and its employees, officials, and agents, against any and all claims, costs, causes, actions, and expenses, including

but not limited to reasonable attorney's fees incurred by reason of a lawsuit or claim for damages or compensation arising in favor of any person, corporation or other entity, including the employees or officers or independent contractors or sub-contractors of the Developer or the Village, on account of personal injuries or death, or damages to property occurring, growing out of, incident to, or resulting directly or indirectly, from the performance of the work of the Developer, independent contractors or sub-contractors or their officers, agents, or employees. The Developer shall have no liability or damages for the costs incident thereto to the extent caused by the sole negligence or intentional misconduct of the Village, its independent contractors or sub-contractors or their officers, agents, or employees.

6. Subject to Force Majeure (as defined herein), Developer shall cause the Improvements to be completed within twenty-four (24) months following the date of this Agreement (except any Improvements for which specified time limits are noted on the Plans, which shall be completed within the specified time limits shown on the Plans). “Force Majeure” as used herein shall mean a delay in Developer’s performance hereunder caused by a strike or labor problem, energy shortage, governmental pre-emption or prescription, national emergency, or any other cause of any kind beyond the reasonable control of Developer.

7. The Developer, for a period of one year beyond formal acceptance by the Village of any Improvement, described in Exhibit “B” hereof, shall be responsible for maintenance, repairs and corrections to such Improvements which may be required due to failures or on account of faulty construction or due to the Developer’s negligence and/or its contractors’ negligence.

8. N/A

9. The Developer acknowledges that they are responsible for the proper control of weeds, grass, refuse, and junk on all property which he owns within the Village in accordance with Chapter 8.32 of the Buffalo Grove Municipal Code, but only to the extent required by Illinois law.

If the Developer fails to perform its maintenance responsibilities established in either this paragraph or Chapter 8.32, the Village may provide a written notice to the Developer of the improper maintenance condition. If proper maintenance is not completed within ten (10) days after the Developer is

provided this notice, the Village may perform the maintenance and may issue a Stop Work Order or also may revoke all permits which the Developer has been granted.

10. The Developer agrees that no Improvements constructed in conjunction with this project are sized or located in such a way as to warrant any recapture payment to the Developer pursuant to any applicable previous agreements.

11. This Agreement shall automatically terminate and be of no further force and effect with respect to Developer or the Property upon the expiration of the one-year maintenance period, and upon such termination the parties hereto shall have no further obligations to the other. The period commencing on the date set forth in the preamble to this Agreement and expiring on the expiration of the one-year maintenance period is referred to herein as the "Term".

12. This Agreement and the obligations contained herein are in addition to, and not in limitation of, all other agreements between the Parties hereto including, without limitation, the Preliminary Plan dated February 13, 2024 per Village Ordinance 2024-058, and the obligations contained therein.

13. Neither party shall cause this Agreement (or any memorandum hereof) to be recorded against the Property.

15. Neither party shall assign this Agreement or any of its terms without the prior, express and written consent of the other party. Furthermore, no assignment of the Developer's obligations shall be effective unless and until the Village approves the language of any proposed assignment and substitute security in the amounts required by this Agreement.

IN WITNESS WHEREOF, the Village has caused this Agreement to be executed, as has the Developer, all as of the date first above written.

VILLAGE OF BUFFALO GROVE, an Illinois Municipal Corporation

By _____

Village President

DEVELOPER:

Board of Education of Township High School District 214
Cook County
2121 South Goebbert Road
Arlington Heights, IL 60005

By: _____

Name: _____

Title: _____

Buffalo Grove High School Athletic Field Renovations Phase 2
(Development Name)

DEVELOPMENT IMPROVEMENT AGREEMENT

EXHIBIT A

LEGAL DESCRIPTION

N/A

KNOWN AS: **1100 DUNDEE RD, BUFFALO GROVE, ILLINOIS**

PERMANENT INDEX NUMBER: 03-05-302-003 & 03-05-302-002

AREA = 37.8 ACRES

Buffalo Grove High School Athletic Field Renovations Phase 2
(Development Name)

DEVELOPMENT IMPROVEMENT AGREEMENT

EXHIBIT B

All improvements set forth and depicted in the Plans, both public and private, including (to the extent applicable) earthwork, grading, roads or streets, parking lots, areas and/or parking facilities, sidewalks, sanitary and storm sewers, water main, drainage and storm water detention facilities, site grading, street lighting, landscaping, survey monuments and benchmarks.

Buffalo Grove High School Athletic Field Renovations Phase 2
(Development Name)

DEVELOPMENT IMPROVEMENT AGREEMENT

EXHIBIT C

Final Engineering and Landscaping Plans prepared by: STR Partner Partners, LLC

Entitled: D214 BGHS Athletic Field Renovations Phase 2

Consisting of: 26 sheet(s), last revised 1/3/2025

(see following pages)

Buffalo Grove High School Athletic Field Renovations Phase 2
(Development Name)

DEVELOPMENT IMPROVEMENT AGREEMENT

EXHIBIT C

Final Engineering and Landscaping Plans prepared by: STR Partner Partners, LLC and Gewalt Hamilton Associates

Entitled: D214 BGHS Athletic Field Renovations Phase 2

Consisting of: 28 sheet(s), last revised 10/19/2025

(see following pages)

TOWNSHIP HIGH SCHOOL DISTRICT 214

D214 BGHS ATHLETIC FIELD RENOVATIONS PHASE 2

STANDARD SYMBOLS

FEATURE	EXISTING	PROPOSED
BUFFALO BOX	⊕	◑
BUSH/SHRUB	◌	●
CATCH BASIN	○	C.B.
CLEANOUT	○CO	○C.O.
COMBINE SEWER LINE	——C——C——	——C——C——
CONTOUR	----708----	----708----
CULVERT	▱ ▱	▶ ◀
DITCH/SWALE	←←←←←	←←←←←
ELECTRIC LINE	——E——	——E——
ELECTRIC MANHOLE	Ⓔ	Ⓔ
FENCE	—X—X—X—X—	—X—X—X—X—
FIRE HYDRANT	♉	♉
FLARED END SECTION	▱	▬
GAS LINE	——G——	——G——
GAS MANHOLE	Ⓖ	Ⓖ
GAS VALVE	⧋	⧋
INLET	□	■
LIGHT POLE	☼	✦
OVERHEAD WIRES	——A——	——A——
POWER POLE	○	●
R.O.W LINE	———————	———————
R.O.W MARKER	⧋	
SANITARY FORCEMAIN LINE	——C——C——	——C——C——
SANITARY SEWER LINE	——C——	——C——
SANITARY SEWER MANHOLE	Ⓢ	Ⓢ
SIGN	∤	∤
SPOT ELEVATION	×850.00	×850.0
STORM SEWER LINE	———————	———————
STORM SEWER MANHOLE	◎	◉
TELEPHONE LINE	——T——	——T——
TELEPHONE MANHOLE	Ⓣ	Ⓣ
TELEPHONE BOX/PEDESTAL	⧈	⧈
TREE-CONIFEROUS (SIZE/TAG#)	345	345
TREE-DECIDUOUS (SIZE/TAG#)	12"	12"
VALVE BOX	⊗	⊗
VALVE VAULT	⊠	⊠
WATER VALVE	⊗	⊗
WATERMAIN LINE	——W——	——W——

EXISTING UTILITIES: WHEN THE PLANS OR SPECIAL PROVISIONS INCLUDE INFORMATION PERTAINING TO THE LOCATION OF UNDERGROUND UTILITY FACILITIES, SUCH INFORMATION REPRESENTS ONLY THE OPINION OF THE ENGINEER AS TO THE LOCATION OF SUCH UTILITIES AND IS ONLY INCLUDED FOR THE CONVENIENCE OF THE BIDDER. THE ENGINEER AND OWNER ASSUME NO RESPONSIBILITY WHATEVER IN RESPECT TO THE SUFFICIENCY OR ACCURACY OF THE INFORMATION SHOWN ON THE PLANS RELATIVE TO THE LOCATION OF UNDERGROUND UTILITY FACILITIES OR THE MANNER IN WHICH THEY ARE TO BE REMOVED OR ADJUSTED. IT SHALL BE THE CONTRACTOR'S RESPONSIBILITY TO DETERMINE THE ACTUAL LOCATION OF ALL SUCH FACILITIES. HE SHALL ALSO OBTAIN FROM THE RESPECTIVE UTILITY COMPANIES, DETAILED INFORMATION RELATIVE TO THE LOCATION OF THEIR FACILITIES AND THE WORKING SCHEDULES OF THE UTILITY COMPANIES FOR REMOVING OR ADJUSTING THEM.

CONTRACTOR IS RESPONSIBLE FOR CONTACTING J.U.L.I.E. AT 1-800-892-0123 AND MUST ACQUIRE A DIG NUMBER A MINIMUM OF 72 HOURS PRIOR TO ANY WORK BEING DONE.

NOTE: CONSTRUCTION MEANS, METHODS AND JOB SITE SAFETY IS THE SOLE AND EXCLUSIVE RESPONSIBILITY OF THE CONTRACTOR

Actual size to read at scale
2 IN
1 IN
0 IN

Contact the Metropolitan Water Reclamation District of Greater Chicago 2 days before starting work.

P (708) 588-4055
E WMOJobStart@mwrd.org

PROJECT LOCATION
1100 W DUNDEE ROAD
BUFFALO GROVE, ILLINOIS

J.U.L.I.E
JOINT UTILITY LOCATION INFORMATION FOR EXCAVATION
CALL 811

811 Know what's below. Call before you dig.

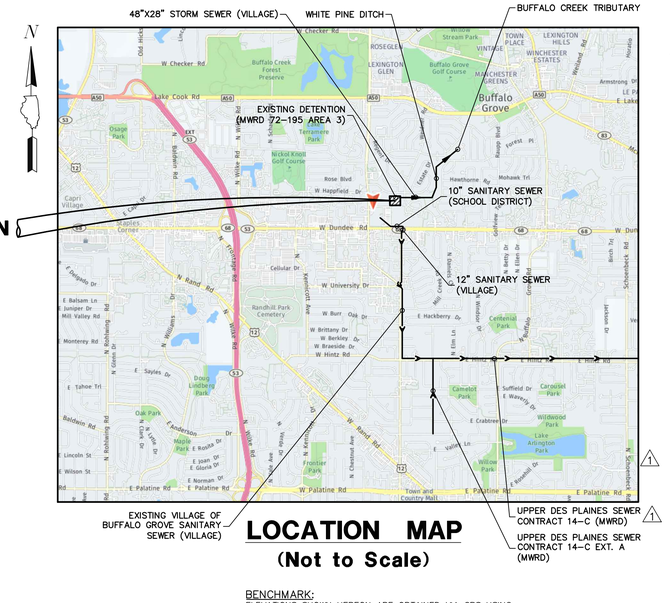

LOCATION MAP
(Not to Scale)

BENCHMARK:
ELEVATIONS SHOWN HEREON ARE OBTAINED VIA GPS USING TRIMBLE VRS®NOW™ (NO PUBLISHED MONUMENT VERIFIED)
DATUM: NAVD88

CONTRACTOR IS RESPONSIBLE TO VERIFY CONTROL AND BENCHMARKS PRIOR TO PROCEEDING WITH CONSTRUCTION. REPORT ALL DISCREPANCIES TO GHA.

TOPOGRAPHIC SURVEY BY:
GEWALT HAMILTON ASSOCIATES, INC.
625 FOREST EDGE DRIVE
VERNON HILLS, ILLINOIS 60061
TELEPHONE: 847-478-9700

PROFESSIONAL DESIGN FIRM LICENSE:
GEWALT HAMILTON ASSOCIATES, INC.
DESIGN FIRM - LAND SURVEYOR/PROF ENG
LICENSE NUMBER: 184.000922-0010
EXPIRES: 4/30/2025

PLANS PREPARED FOR:
TOWNSHIP HIGH SCHOOL DISTRICT 214
2121 SOUTH GOEBBERT ROAD
ARLINGTON HEIGHTS, ILLINOIS 60005
TELEPHONE: 847-718-7600

COORDINATING/PERMITTING AGENCIES:

VILLAGE OF BUFFALO GROVE	1-847-459-2500
METROPOLITAN WATER RECLAMATION DISTRICT LOCAL SEWER SECTION MWRD FIELD OFFICE	1-312-751-5600 1-708-588-4055
ILLINOIS ENVIRONMENTAL PROTECTION AGENCY NATIONAL POLLUTANT DISCHARGE ELIMINATION SYSTEM (NPDES)	1-217-782-0610

CONTROL POINTS:

Point #	Northing	Easting	Elevation	Description
1	1994591.20	1079119.16	709.09	CP-IR/CAP
3	1994783.02	1078726.60	714.71	CP3-XSW
4	1994458.82	1078733.62	714.32	CP4-XSW
5	1994302.73	1078741.34	713.76	CP5-XSW
6	1994336.58	1079087.42	706.16	CP6-XSW
7	1994234.01	1078481.20	715.55	BM73
8	1994384.05	1079615.99	698.69	CP8-MAG
9	1994349.42	1079602.19	699.91	CP9-XTC
10	1994634.34	1079604.09	698.55	CP-TBM10-XLP
11	1994498.86	1079884.56	693.54	CP11-MAG
12	1994709.06	1079931.73	697.43	CP12-MHD
13	1994766.13	1079989.10	690.70	CP13-XCB
20	1994384.34	1079288.56	705.91	CP20-SMN
24	1994251.49	1079554.96	701.39	CP24-MN-PKG
37	1994167.66	1079967.05	700.42	CP37-NAIL
39	1994154.64	1079667.92	703.40	CP39-MAG
5139	1993519.15	1079950.01	705.61	TBM NBFH
20186	1994328.35	1079347.16	704.13	TBM-NEBOLT
21806	1994146.62	1078806.33	710.89	TBM-NEBOLT

SHEET INDEX

C1.0 TITLE SHEET
C2.0 OVERALL PLAN SHEET
C3.0 EXISTING CONDITIONS/DEMOLITION PLAN
C3.1 GEOMETRIC PLAN
C3.2 UTILITY PLAN
C3.3 GRADING PLAN
C3.3.1 ENLARGED GRADING PLAN
C3.4 STORMWATER POLLUTION PREVENTION PLAN
C4.0 STORMWATER POLLUTION PREVENTION PLAN NOTES
C4.1 STORMWATER POLLUTION PREVENTION PLAN DETAILS
C5.0 MWRD NOTES
C6.0 GENERAL NOTES
C7.0 CONCRETE, PAVEMENT & SITE FENCING DETAILS
C8.0 STORM SEWER DETAILS
C9.0 STORM, RETAINING WALL, & MISC. DETAILS
C10.0 BATTING CAGE & WATER DETAILS
C11.0 BASEBALL DETAILS
C11.1 BASEBALL DETAILS
C12.0 STORMTRAP VAULT DETAILS
C12.1 STORMTRAP VAULT DETAILS
C12.2 STORMTRAP VAULT DETAILS
C13.0 EXISTING DRAINAGE EXHIBIT
C13.1 PROPOSED DRAINAGE EXHIBIT
L1.0 TREE PRESERVATION PLAN
L2.0 LANDSCAPE PLAN
L3.0 LANDSCAPE DETAILS

DRAINAGE STATEMENT

I HEREBY CERTIFY THAT STORMWATER FLOWS, AND VELOCITIES WILL NOT INCREASE EITHER UPSTREAM OR DOWNSTREAM AS A RESULT OF THE PROPOSED DEVELOPMENT.

SIGNATURE: _____

TYPED OR PRINTED NAME: DONALD E. MATTHEWS, P.E.

DONALD E. MATTHEWS 062-048084 REGISTERED PROFESSIONAL ENGINEER OF ILLINOIS

SIGNED: _____
DONALD E. MATTHEWS, P.E.

DATE: SEPTEMBER 12, 2024

ILLINOIS LICENSE NO.: 062-048084

EXPIRATION DATE: NOVEMBER 30, 2025

STR

ARCHITECTS:
STR Partners, LLC
350 West Ontario Street | Suite 200
Chicago, IL 60654

T: 312.464.1444
www.strpartners.com

- CONSTRUCTION MANAGER
PEPPER CONSTRUCTION COMPANY
411 N Lake Zurich Rd
Barrington, IL 60010
(847) 381-2760

- CIVIL ENGINEERING/LANDSCAPE ARCHITECTURE
GEWALT HAMILTON ASSOCIATES
625 Forest Edge Drive
Vernon Hills, IL 60061
(847) 478-9700

- STRUCTURAL ENGINEERING
SHEFFEE LULKIN AND ASSOCIATES
4211 Main St
Skokie, IL 60076
(847) 677-8600

- MEP/FP ENGINEERING
CS2 DESIGN GROUP, LLC
837 Oakton St
Elk Grove Village, IL 60007
(847) 981-1880

KEY PLAN

SCOPE DOCUMENT

This sheet is one drawing within a complete set of documents and shall not be considered separately from the Drawings as a whole. The Drawings indicate general scope of project in terms of architectural design concept, building dimensions, major architectural elements, and types of structural, mechanical, and electrical systems. As Scope Documents, the Drawings do not necessarily indicate / describe all work required for full performance and completion of requirements of the Construction Documents. On the basis of the general scope indicated or described, the Contractor shall furnish all items required for proper execution and completion of the Work.

Copyright Notice, Copyright © 2024 STR PARTNERS, LLC

The information in this document is the intellectual property of STR Partners, LLC. It is intended solely for use by the Client during only this specific project. Reproduction of any portion of this document for any purpose other than for its intended use is not permitted without specific written permission of STR Partners, LLC.

PROJECT

D214 BGHS ATHLETIC FIELD RENOVATIONS PHASE 2
1100 W Dundee Road
Buffalo Grove, IL 60089

Township High School District 214
2121 South Goebbert Road
Arlington Heights, IL 60005

CLIENT PROJECT NUMBER

STR PROJECT NUMBER
24016

DRAWING DATES

NUMBER	DATE	COMMENTS
BULLETIN #4	OCT 19, 2025	BULLETIN #4
4	JAN 31, 2025	ISSUE FOR CONSTRUCTION
2	OCT 4, 2024	ADDENDUM #2
1	SEPT 27, 2024	ADDENDUM #1
3	AUG 30, 2024	ISSUE FOR BID
2	JULY 23, 2024	50% CONSTRUCTION DOCUMENTS
1	MAY 17, 2024	75% DD REVIEW AND ESTIMATE

DRAWING TITLE

TITLE SHEET

SHEET NUMBER

C1.0

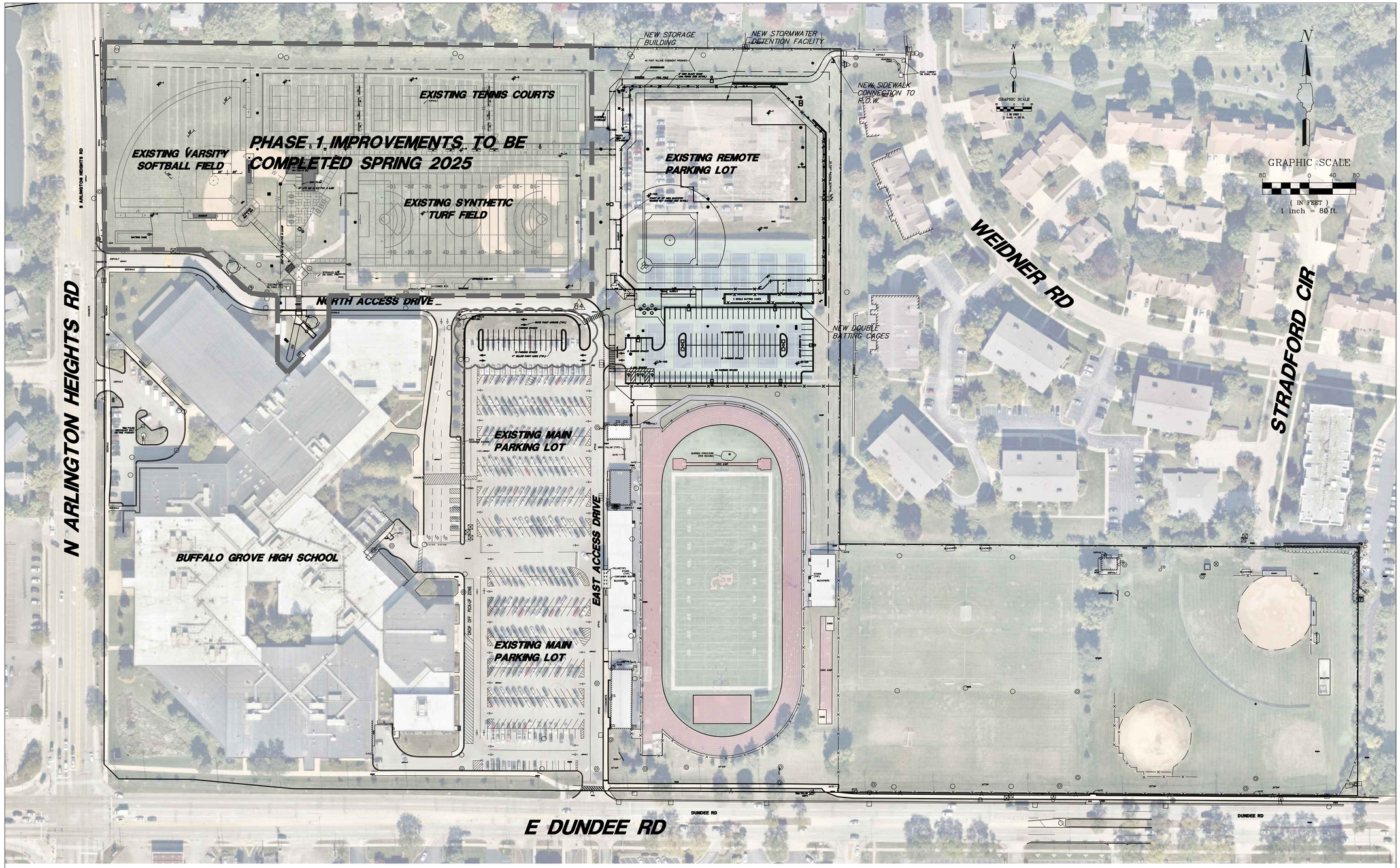

PROPOSED PARKING DATA:

CAMPUS LOCATION	SMALL BUS	ELECTRIC	CAR	ADA	
WEST LOT	7	0	20	0	
DRIVE LANE	0	6	0	8	
NORTH MAIN LOT	0	0	235	2	B4
SOUTH MAIN LOT	0	0	206	0	
STADIUM PARKING LOT	0	0	105	4	
TOTAL SPACES	7	6	566	14	B4

Actual size to read at scale
0 IN
1 IN
2 IN

STR

ARCHITECTS:

STR Partners, LLC
350 West Ontario Street | Suite 200
Chicago, IL 60654

T: 312.464.1444
www.strpartners.com

- CONSTRUCTION MANAGER
  PEPPER CONSTRUCTION COMPANY
  411 N Lake Zurich Rd
  Barrington, IL 60010
  (847) 381-2760
- CIVIL ENGINEERING/LANDSCAPE ARCHITECTURE
  GEWALT HAMILTON ASSOCIATES
  625 Forest Edge Drive
  Vernon Hills, IL 60061
  (847) 478-9700
- STRUCTURAL ENGINEERING
  SHEFFEE LULKIN AND ASSOCIATES
  4211 Main St
  Skokie, IL 60076
  (847) 677-8600
- MEP/FP ENGINEERING
  CS2 DESIGN GROUP, LLC
  837 Oakton St
  Elk Grove Village, IL 60007
  (847) 981-1880

KEY PLAN

DONALD E. MATTHEWS 062-040608 REGISTERED PROFESSIONAL ENGINEER OF ILLINOIS

SCOPE DOCUMENT

This sheet is one drawing within a complete set of documents and shall not be considered separately from the Drawings as a whole. The Drawings indicate general scope of project in terms of architectural design concept, building dimensions, major architectural elements, and types of structural, mechanical, and electrical systems. As Scope Documents, the Drawings do not necessarily indicate / describe all work required for full performance and completion of requirements of the Construction Documents. On the basis of the general scope indicated or described, the Contractor shall furnish all items required for proper execution and completion of the Work.

Copyright Notice, Copyright © 2024 STR PARTNERS, LLC

The information in this document is the intellectual property of STR Partners, LLC. It is intended solely for use by the Client during only this specific project. Reproduction of any portion of this document for any purpose other than for its intended use is not permitted without specific written permission of STR Partners, LLC.

PROJECT

D214 BGHS ATHLETIC FIELD RENOVATIONS PHASE 2

1100 W Dundee Road
Buffalo Grove, IL 60089

Township High School District 214
2121 South Goebbert Road
Arlington Heights, IL 60005

CLIENT PROJECT NUMBER

STR PROJECT NUMBER
24016

DRAWING DATES

NUMBER	DATE	COMMENTS
B4	OCT 19, 2025	BULLETIN #4
4	JAN 31, 2025	ISSUE FOR CONSTRUCTION
2	OCT 4, 2024	ADDENDUM #2
1	SEPT 27, 2024	ADDENDUM #1
3	AUG 30, 2024	ISSUE FOR BID
2	JULY 23, 2024	50% CONSTRUCTION DOCUMENTS
1	MAY 17, 2024	75% DD REVIEW AND ESTIMATE

DRAWING TITLE

OVERALL SHEET

SHEET NUMBER

C2.0

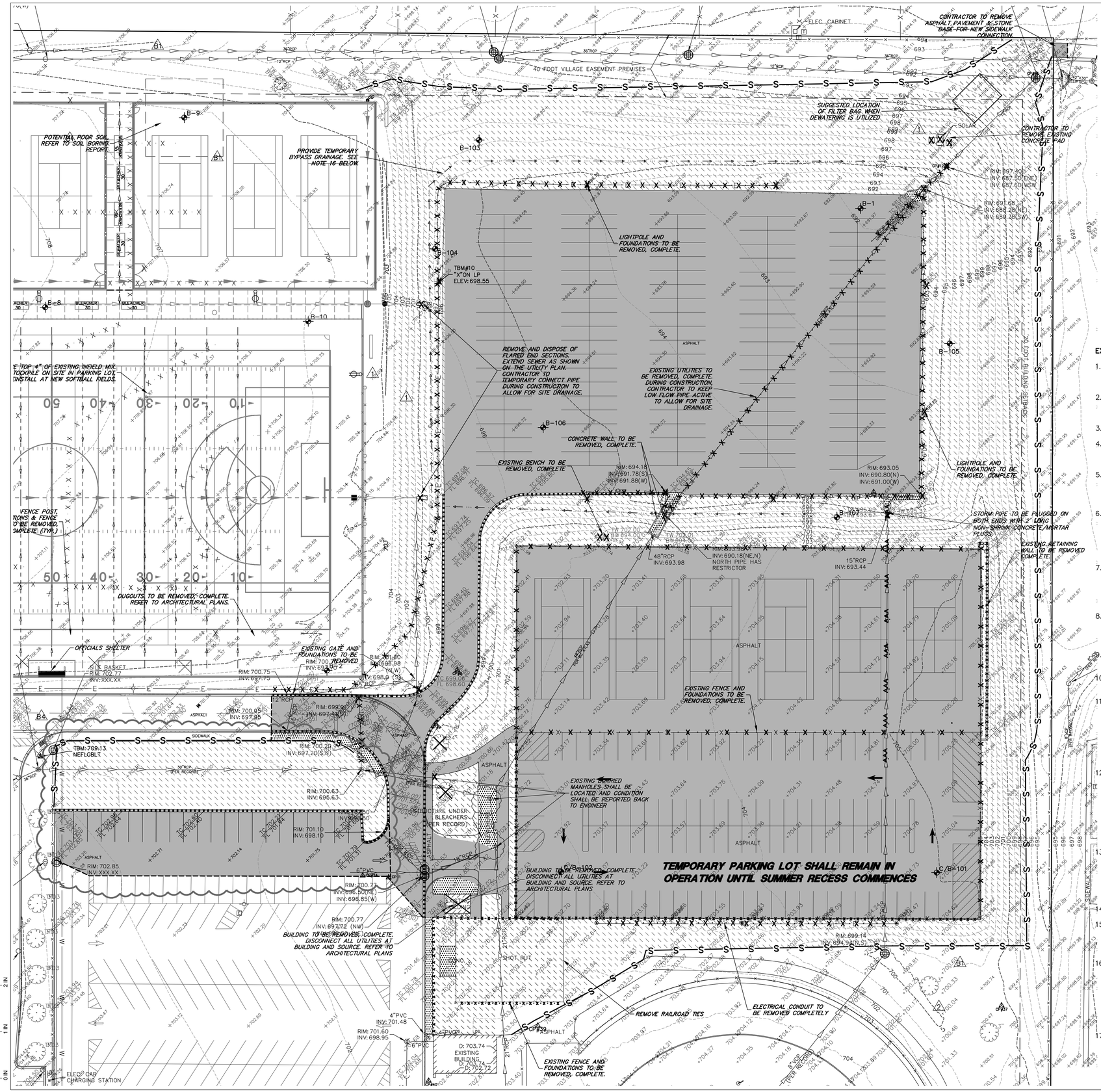

REMOVAL LEGEND

- PAVEMENT REMOVAL FULL DEPTH, MINIMUM 14"
- EARTH/GRAVEL REMOVAL
- CONCRETE/SIDEWALK REMOVAL
- TREE/SHRUB REMOVAL (SEE LANDSCAPE PLANS FOR TREE REMOVAL AND TREE PROTECTION)
- PERIMETER EROSION BARRIER
- CURB/COMBINATION CURB AND GUTTER REMOVAL
- PAVEMENT SAWCUT
- UTILITY TO BE ABANDONED
- UTILITY TO BE REMOVED
- FENCE TO BE REMOVED
- STRUCTURE/UTILITY REMOVAL
- CONSTRUCTION FENCE
- B-110 SOIL BORING
- STORM SEWER INLET PROTECTION:
  - INLET FILTER BASKET
  - INLET FILTER BASKET & COIR LOG

N

GRAPHIC SCALE
30 0 15 30
(IN FEET)
1 inch = 30 ft.

EXISTING CONDITION AND DEMOLITION NOTES

1. Prior to starting any construction, provide soil erosion and sediment control devices as shown on the plans and as required per IEPA NPDES guidelines. Refer to notes and details throughout the entire plan set.
2. Prior to starting any excavation work, provide tree protection, preservation and root pruning as shown on the plans and notes throughout the entire plan set.
3. Contractor shall refer to subsurface soil exploration report.
4. S. Arlington Heights Road is under the jurisdiction of Cook County Highway Division of Transportation. All work within the right of way will require a permit.
5. The contractor shall be responsible for fencing the active work zone from the public and protecting the public from any construction related hazards. At a minimum, all excavation, demolition areas and other areas potentially hazardous to pedestrians and vehicles must be protected.
6. At all times, main drive, loading docks, and dumpster areas shall remain open and unobstructed. Temporary shut down of one traffic lane at a time will be permitted for short term periods and shall be coordinated with appointed Property Owner construction staff. Short term closings shall be completed within the work day and restored to unobstructed access by the close of the work day.
7. Temporary stone or asphalt pathways shall be provided as needed throughout the course of construction to facilitate safe pedestrian and vehicular movement. The longitudinal slope of such paths shall not exceed 5% and cross slopes shall not exceed 2%. Provide 6" CA–6 base and 2" surface asphalt.
8. The existing facilities will remain open and actively used. Contractor shall refer to mechanical, electrical and architectural plans and coordinate with utility companies to ensure continuous utility services during demolition and transitioning of services.
9. Refer to Acrhitectural and MEP plans for building demolition and service disconnection requirements.
10. Contractor to strip existing topsoil and haul off–site. New pulverized topsoil to be furnished and placed on site.
11. The contractor is responsible for the demolition and disposal of all existing improvements onsite necessary to complete the job. These improvements include, but are not limited to, existing buildings, pavements, curbs, sidewalks, utilities, lighting, light bases, manholes, fences, foundations, and other structures within the work area. Excavate and grade to proposed pavement and building subbase grades. (Refer to foundation plans for proposed building subbase grades.) These items shall be completely removed and legally disposed of offsite.
12. Remove or abandon existing utilities as shown. Utilities that are removed, unless otherwise noted, shall be backfilled with CA–6 crushed stone in lifts of 8" or less and compacted to 95% Modified Proctor density. Utilities to be abandoned shall be plugged at both ends with a minimum of 2 feet long non–shrink concrete/mortar plugs. Manhole structures to be abandoned shall have the top section removed, sewers bulkheaded with concrete and backfilled with CA–6 crushed stone. Existing irrigation system within the work zone to be removed. Plans show approximately location of the existing irrigation.
13. The Contractor shall include all associated costs with the removal, transport, disposal, testing and certification of "Uncontaminated Soil" as defined under 415 ILCS 5/3.160 including any fees, taxes, or surcharges charged by or through the operator(s) of Clean Construction or Demolition Debris Fill Operations or Uncontaminated Soil Fill Operations for the acceptance of Uncontaminated Soil.
14. Completely remove existing fence posts, foundations, and fence fabric.
15. Contractor to locate existing buried manholes underneath the bleacher pavement and grass areas bubbled. Contractor shall report findings and conditions of the manholes to Project Engineer so that the engineer can determine the best way to raise the structure to the new final grade.
16. Contractor shall provide temporary bypass drainage during construction of detention vault. Bypass shall be with use of 15" to 18" sewer or v–notch channel. Bypass pipe shall be single wall ADS HDPE pipe or approved equal. If channel is utilized, install 80 foot polyacrylamide dewatering channel immediately upstream of connection point into existing sewer. (Refer to detail on sheet C4.1) If sewer is utilized, it may be abandoned in place (unless in conflict with proposed improvements) by plugging up and downstream ends of pipe with concrete.
17. During construction of detention vault, sequence the work and chamber installation to retain as much of the existing pavement of parking lot as practical and limit the area of exposed soil throughout the course of the work.

STR

ARCHITECTS:

STR Partners, LLC
350 West Ontario Street | Suite 200
Chicago, IL 60654

T: 312.464.1444
www.strpartners.com

- CONSTRUCTION MANAGER
  PEPPER CONSTRUCTION COMPANY
  411 N Lake Zurich Rd
  Barrington, IL 60010
  (847) 381-2760
- CIVIL ENGINEERING/LANDSCAPE ARCHITECTURE
  GEWALT HAMILTON ASSOCIATES
  625 Forest Edge Drive
  Vernon Hills, IL 60061
  (847) 478-9700
- STRUCTURAL ENGINEERING
  SHEFFEE LULKIN AND ASSOCIATES
  4211 Main St
  Skokie, IL 60076
  (847) 677-8600
- MEP/FP ENGINEERING
  CS2 DESIGN GROUP, LLC
  837 Oakton St
  Elk Grove Village, IL 60007
  (847) 981-1880

KEY PLAN

DONALD E. MATTHEWS 062-040608 REGISTERED PROFESSIONAL ENGINEER OF ILLINOIS

SCOPE DOCUMENT

This sheet is one drawing within a complete set of documents and shall not be considered separately from the Drawings as a whole. The Drawings indicate general scope of project in terms of architectural design concept, building dimensions, major architectural elements, and types of structural, mechanical, and electrical systems. As Scope Documents, the Drawings do not necessarily indicate / describe all work required for full performance and completion of requirements of the Construction Documents. On the basis of the general scope indicated or described, the Contractor shall furnish all items required for proper execution and completion of the Work.

Copyright Notice, Copyright © 2024 STR PARTNERS, LLC

The information in this document is the intellectual property of STR Partners, LLC. It is intended solely for use by the Client during only this specific project. Reproduction of any portion of this document for any purpose other than for its intended use is not permitted without specific written permission of STR Partners, LLC.

PROJECT

D214 BGHS ATHLETIC FIELD RENOVATIONS PHASE 2

1100 W Dundee Road
Buffalo Grove, IL 60089

Township High School District 214
2121 South Goebbert Road
Arlington Heights, IL 60005

CLIENT PROJECT NUMBER

STR PROJECT NUMBER
24016

DRAWING DATES

NUMBER	DATE	COMMENTS
5	OCT 19, 2025	BULLETIN #4
4	JAN 31, 2025	ISSUE FOR CONSTRUCTION
3	OCT 4, 2024	ADDENDUM #2
2	SEPT 27, 2024	ADDENDUM #1
3	AUG 30, 2024	ISSUE FOR BID
2	JULY 23, 2024	50% CONSTRUCTION DOCUMENTS
1	MAY 17, 2024	75% DD REVIEW AND ESTIMATE

DRAWING TITLE

EXISTING CONDITIONS/ DEMOLITION PLAN

SHEET NUMBER

C3.0

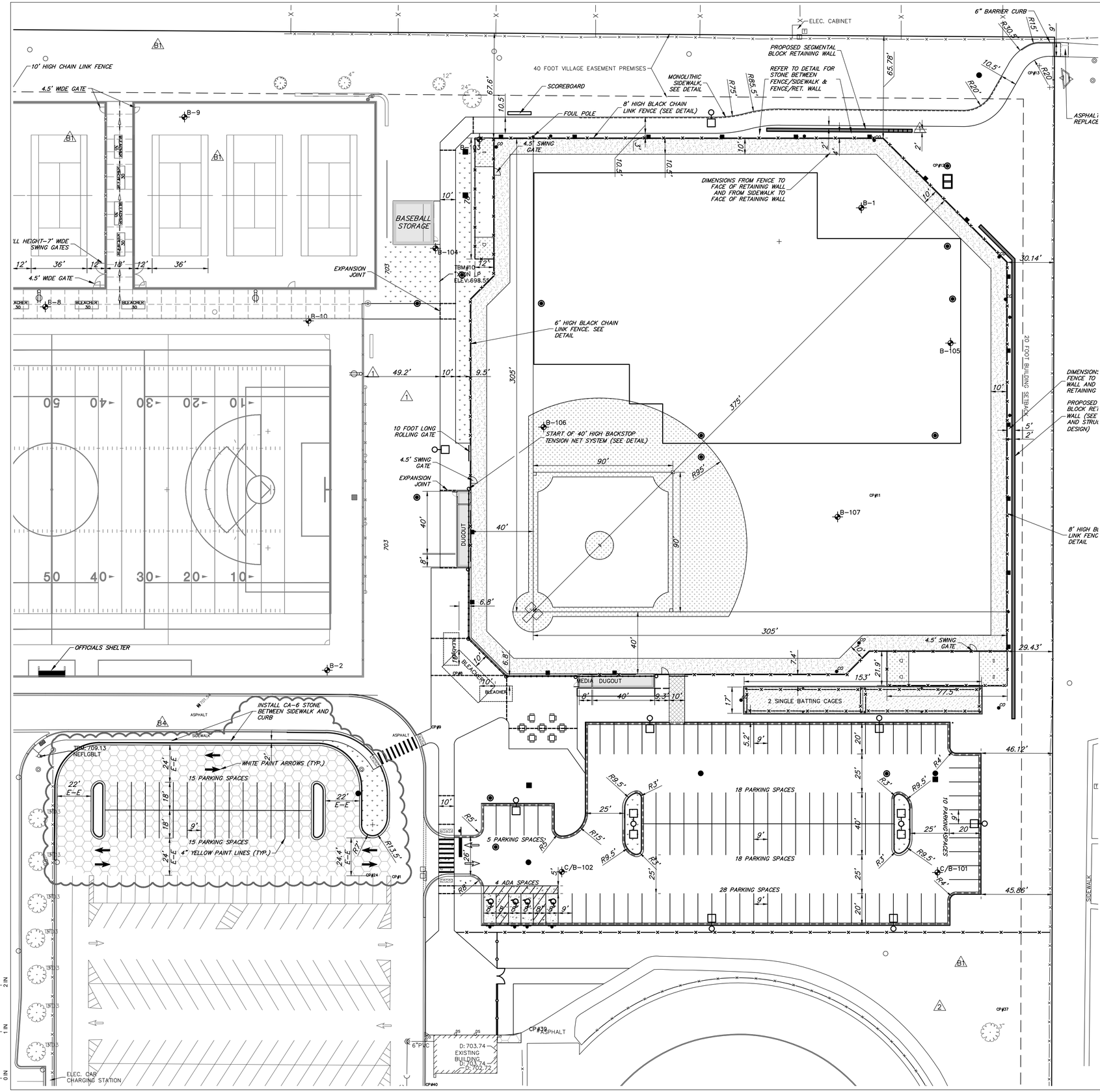

PROPOSED LEGEND

- NORMAL DUTY PAVEMENT
- HEAVY DUTY PAVEMENT
- PCC SIDEWALK, 5"
- PCC PAVEMENT, 8"
- PCC PAVEMENT, 6"
- SYNTHETIC TURF
- BASEBALL IN FIELD MIX (SEE DETAIL)
- WARNING TRACK SEE DETAIL
- FINAL SEED & BLANKET
- BASEBALL FIELD FINAL SOD
- DETECTABLE WARNINGS
- B6.12 CURB & GUTTER (REGULAR)
- B6.12 CURB & GUTTER (DEPRESSED)
- INTEGRATED SIDEWALK/ CONCRETE CURB
- RETAINING WALL SEE DETAIL
- PAVEMENT SAWCUT – CONTROL JOINT
- EXPANSION JOINT

N

GRAPHIC SCALE
30 0 15 30
(IN FEET)
1 inch = 30 ft.

GEOMETRIC AND PAVING PLAN

1. All pavement dimensions are to edge of pavement, unless otherwise noted. E=edge of pavement, B=back of curb, F=face of curb. Radii dimensions are to back of curb.
2. Install back stop wall, dugouts, officials storage shelter, and storage building. Refer to Architectrual and MEP plans for design and utilities.
3. Install all curb and sidewalk as shown. Note some curbs require reverse pitch gutter. Dowel new sidewalk and curb to existing and proposed curbs per general notes. When constructing a carriage walk, the proposed sidewalk contraction and expansion joints shall align with existing curb joints. Note some sidewalks have thickened edges similar to carriage walks.
4. Install all pavement as shown. Refer to detail sheet for material and design requirements.
5. Provide 1.90% cross slope and 4.5% maximum longitudinal slope on all sidewalks and pedestrian path ways unless otherwise indicated. Illinois accessibility code requires a maximum constructed cross slope of 2.00% and longitudinal slope of 5.00%.
6. Install chain link, netting and foul pole. Note some fencing requires ribbon curbs. See specific fencing details for location and detailed height pole spacing and netting details. Refer to specifications for additional requirements.
7. Varsity baseball. Install underdrains, new skin infield, new warning track and bases. See details.
8. All pavement markings shall be paint, color as noted, in accordance with Section 780 of the IDOT Standard Specifications. (Two single applications, 16 mils each required). Site pavement marking shall be coordinated with Site engineer. Contractor shall notify site engineer 48 hrs prior to installing pavement markings.
9. Install retaining wall as shown. Refer to detail sheet for material and design requirements.
10. Installed 2 new single batting cage net systems within new batting cage area as shown on the plans..
11. Contractor to order, erect, install, and anchor bleachers. Refer to specifications for bleacher models, manufacturer, and installation requirements.
12. Contractor shall install temporary erosion control seed and blanket as necessary to meet soil erosion and sediment control requirements. Refer to notes and details throughout the plan set for specific material requirements.
13. For final restoration, the contractor shall be responsible for restoring all disturbed turf areas and proposed turf areas as follows:
    a. Refer to Landscape plans for plant and tree material and installation requirements.
    b. Refer to civil plans and specifications for topsoil, seed and sod material and restoration requirements.
    c. Prior to placement of topsoil restoration area subgrade material shall be roto-tilled and re-compacted to a maximum of 80% standard proctor to a depth of 6".
    d. Spread a minimum of 6" of new pulverized topsoil on all disturbed areas. Compact to 80% standard proctor.
    e. Topsoil must be free of litter, brush, rocks and earth clods of greater than 1" inch in any dimension. Contain between 3%-8% organic matter, 25%-35% clay, and 30%-40% sand content. pH shall be between 6.5 and 7.5. Contractor shall test topsoil to be placed as well.
    f. Apply fertilizer per specifications.
    g. Roto-till fertilizer into the topsoil prior to final restoration vegetation to 6" depth. Refer to specifications for detailed fertilizer, seed and sod requirements.
    h. General open area restoration as follows:
    - Field of Dreams Gameday Mixture 70% Kentucky / 30% Perennial Rye. (Lawn mixture)
    - Erosion control blanket shall be North American Green S75 or approved equal installed following manufacturer guidelines.
    - All seeded areas shall be roped off from pedestrian access using metal stakes at 8 foot spacing and snow fence tied it two places per stake.
    i. Varsity Field sod restoration areas as follows:
    - Sod shall be 2.5' by 30' long thick cut (1-1/2") of well rooted growth material.
    - Sod Mixture to consist of 100% Kentucky Bluegrass
    - Sod shall be rolled after installation.

STR

ARCHITECTS:

STR Partners, LLC
350 West Ontario Street | Suite 200
Chicago, IL 60654

T: 312.464.1444
www.strpartners.com

- CONSTRUCTION MANAGER
  PEPPER CONSTRUCTION COMPANY
  411 N Lake Zurich Rd
  Barrington, IL 60010
  (847) 381-2760
- CIVIL ENGINEERING/LANDSCAPE ARCHITECTURE
  GEWALT HAMILTON ASSOCIATES
  625 Forest Edge Drive
  Vernon Hills, IL 60061
  (847) 478-9700
- STRUCTURAL ENGINEERING
  SHEFFEE LULKIN AND ASSOCIATES
  4211 Main St
  Skokie, IL 60076
  (847) 677-8600
- MEP/FP ENGINEERING
  CS2 DESIGN GROUP, LLC
  837 Oakton St
  Elk Grove Village, IL 60007
  (847) 981-1880

KEY PLAN

DONALD E. MATTHEWS 062-040808 REGISTERED PROFESSIONAL ENGINEER OF ILLINOIS

SCOPE DOCUMENT

This sheet is one drawing within a complete set of documents and shall not be considered separately from the Drawings as a whole. The Drawings indicate general scope of project in terms of architectural design concept, building dimensions, major architectural elements, and types of structural, mechanical, and electrical systems. As Scope Documents, the Drawings do not necessarily indicate / describe all work required for full performance and completion of requirements of the Construction Documents. On the basis of the general scope indicated or described, the Contractor shall furnish all items required for proper execution and completion of the Work.

Copyright Notice, Copyright © 2024 STR PARTNERS, LLC

The information in this document is the intellectual property of STR Partners, LLC. It is intended solely for use by the Client during only this specific project. Reproduction of any portion of this document for any purpose other than for its intended use is not permitted without specific written permission of STR Partners, LLC.

PROJECT

D214 BGHS ATHLETIC FIELD RENOVATIONS PHASE 2

1100 W Dundee Road
Buffalo Grove, IL 60089

Township High School District 214
2121 South Goebbert Road
Arlington Heights, IL 60005

CLIENT PROJECT NUMBER

STR PROJECT NUMBER
24016

DRAWING DATES

NUMBER	DATE	COMMENTS
5	OCT 19, 2025	BULLETIN #4
4	JAN 31, 2025	ISSUE FOR CONSTRUCTION
3	OCT 4, 2024	ADDENDUM #2
2	SEPT 27, 2024	ADDENDUM #1
1	AUG 30, 2024	ISSUE FOR BID
2	JULY 23, 2024	50% CONSTRUCTION DOCUMENTS
1	MAY 17, 2024	75% DD REVIEW AND ESTIMATE

DRAWING TITLE

GEOMETRIC PLAN (2)

SHEET NUMBER

C3.1

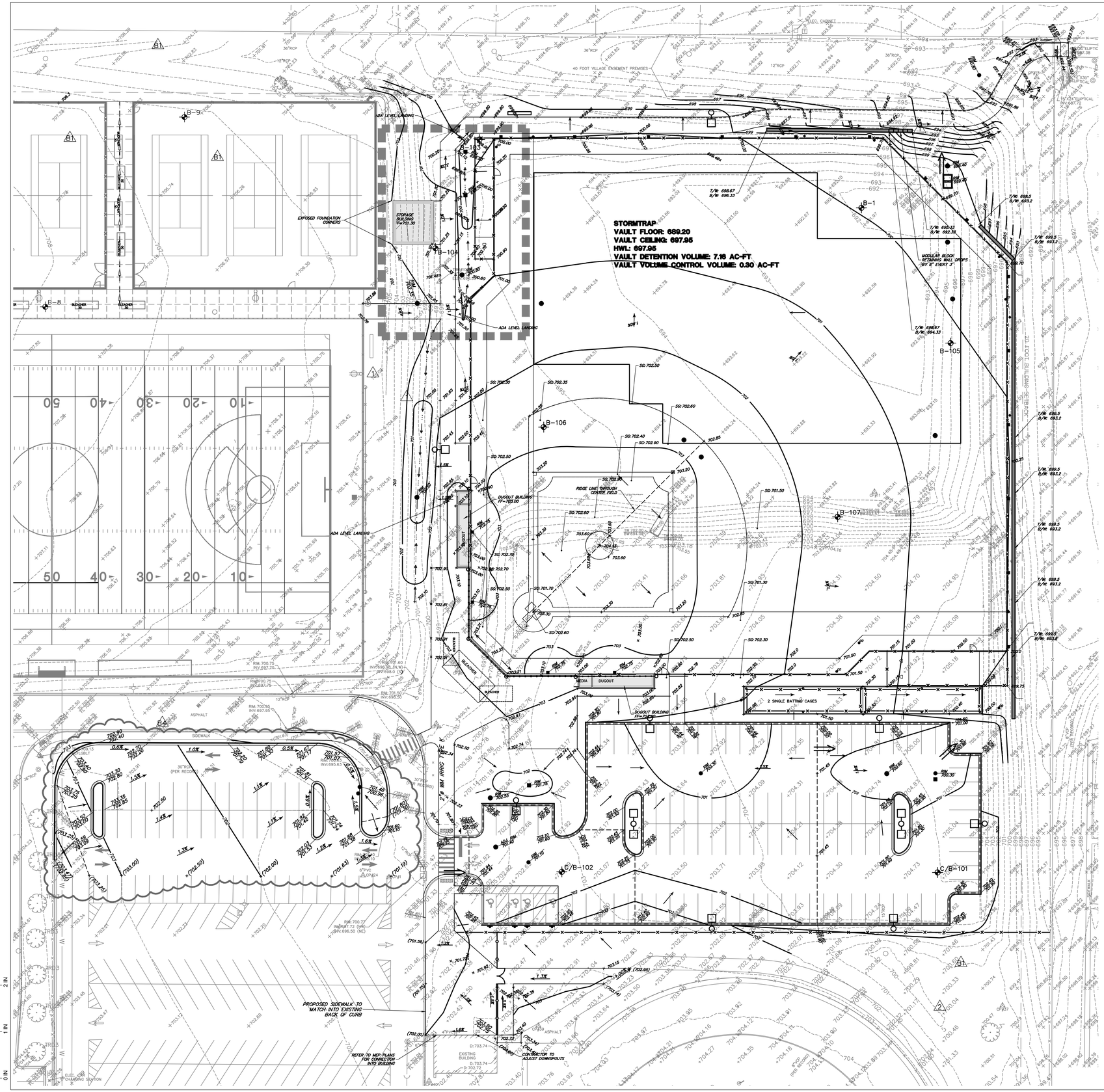

GRADING LEGEND

- TOP OF CURB / FLOW LINE (624.70 / 624.20)
- PROPOSED SPOT ELEVATION (x670.30)
- CONTOUR (XXX)
- STRUCTURE ADJUSTMENT (ADJ: ###.##)
- SUMMITS (SUMMIT)
- SLOPES (0.50%)
- SWALES
- OVERLAND FLOW ROUTE
- DETECTABLE WARNINGS
- B6.12 CURB & GUTTER (REGULAR)
- B6.12 CURB & GUTTER (DEPRESSED)
- B6.12 CURB & GUTTER (REVERSE PITCH)
- BARRIER CURB
- BARRIER CURB (DEPRESSED)
- GRADE BREAK

N

GRAPHIC SCALE
30 0 15 30
(IN FEET)
1 inch = 30 ft.

GRADING PLAN NOTES

1. Prior to starting any construction, provide soil erosion and sediment control devices as shown on the plans and as required per IEPA NPDES guidelines. Refer to notes and details throughout the entire plan set.
2. Prior to starting any excavation work, provide tree protection, preservation and root pruning as shown on the plans and notes throughout the entire plan set.
3. Contractor shall refer to subsurface soil exploration report.
4. Refer to General Notes for grading, compaction and proof roll requirements.
5. Crushed concrete meeting IDOT certifications for the design plan gradations for non-porous pavement and sidewalk stone base, structural fill, and trench backfill will be permitted.
6. Crushed concrete may not be used for underdrain trench or porous fill conditions.
7. The contractor shall import or export soil as necessary to construct the site to specified plan grades. Such work is considered incidental to the contract and no additional compensation shall be allowed for such work. Minor adjustments to grades can be accommodated with Project Engineer approval.
8. The Contractor shall include all associated costs with the removal, transport, disposal, testing and certification of "Uncontaminated Soil" as defined under 415 ILCS 5/3.160 including any fees, taxes, or surcharges charged by or through the operator(s) of Clean Construction or Demolition Debris Fill Operations or Uncontaminated Soil Fill Operations for the acceptance of Uncontaminated Soil.
9. All structures shall be adjusted to meet finished turf and pavement grades.
10. Refer to soil erosion and sediment control notes and details for seed and blanket requirements for temporary stabilization.
11. Refer to geometric plan and specifications for final restoration requirements.
12. Contractor shall provide as-constructed grading documents in digital cad files and pdf files at the conclusion of the project. Refer to master list of as-constructed items provided on the plans.
13. Refer to SWPPP Plan for sequence of construction. Note mass grading work zone areas shall be minimized to prevent erosion. Once a work zone has been rough graded, stabilize area with mulch and proceed to next work area until site is completed.
14. Contractor shall ensure positive drainage to all inlets and catchbasins. Areas of surface ponding shall be corrected by the contractor at no additional expense to the Owner.
15. All lawn areas disturbed as a result of construction shall be restored to preconstruction lawn condition following restoration requirements.

STR

ARCHITECTS:

STR Partners, LLC
350 West Ontario Street | Suite 200
Chicago, IL 60654

T: 312.464.1444
www.strpartners.com

- CONSTRUCTION MANAGER
  PEPPER CONSTRUCTION COMPANY
  411 N Lake Zurich Rd
  Barrington, IL 60010
  (847) 381-2760
- CIVIL ENGINEERING/LANDSCAPE ARCHITECTURE
  GEWALT HAMILTON ASSOCIATES
  625 Forest Edge Drive
  Vernon Hills, IL 60061
  (847) 478-9700
- STRUCTURAL ENGINEERING
  SHEFFEE LULKIN AND ASSOCIATES
  4211 Main St
  Skokie, IL 60076
  (847) 677-8600
- MEP/FP ENGINEERING
  CS2 DESIGN GROUP, LLC
  837 Oakton St
  Elk Grove Village, IL 60007
  (847) 981-1880

KEY PLAN

DONALD E. MATTHEWS 062-040808 REGISTERED PROFESSIONAL ENGINEER OF ILLINOIS

SCOPE DOCUMENT

This sheet is one drawing within a complete set of documents and shall not be considered separately from the Drawings as a whole. The Drawings indicate general scope of project in terms of architectural design concept, building dimensions, major architectural elements, and types of structural, mechanical, and electrical systems. As Scope Documents, the Drawings do not necessarily indicate / describe all work required for full performance and completion of requirements of the Construction Documents. On the basis of the general scope indicated or described, the Contractor shall furnish all items required for proper execution and completion of the Work.

Copyright Notice, Copyright © 2024 STR PARTNERS, LLC

The information in this document is the intellectual property of STR Partners, LLC. It is intended solely for use by the Client during only this specific project. Reproduction of any portion of this document for any purpose other than for its intended use is not permitted without specific written permission of STR Partners, LLC.

PROJECT

D214 BGHS ATHLETIC FIELD RENOVATIONS PHASE 2

1100 W Dundee Road
Buffalo Grove, IL 60089

Township High School District 214
2121 South Goebbert Road
Arlington Heights, IL 60005

CLIENT PROJECT NUMBER

STR PROJECT NUMBER
24016

DRAWING DATES

NUMBER	DATE	COMMENTS
5A	OCT 19, 2025	BULLETIN #4
4	JAN 31, 2025	ISSUE FOR CONSTRUCTION
2	OCT 4, 2024	ADDENDUM #2
1	SEPT 27, 2024	ADDENDUM #1
3	AUG 30, 2024	ISSUE FOR BID
2	JULY 23, 2024	50% CONSTRUCTION DOCUMENTS
1	MAY 17, 2024	75% DD REVIEW AND ESTIMATE

DRAWING TITLE

GRADING PLAN

SHEET NUMBER

C3.3

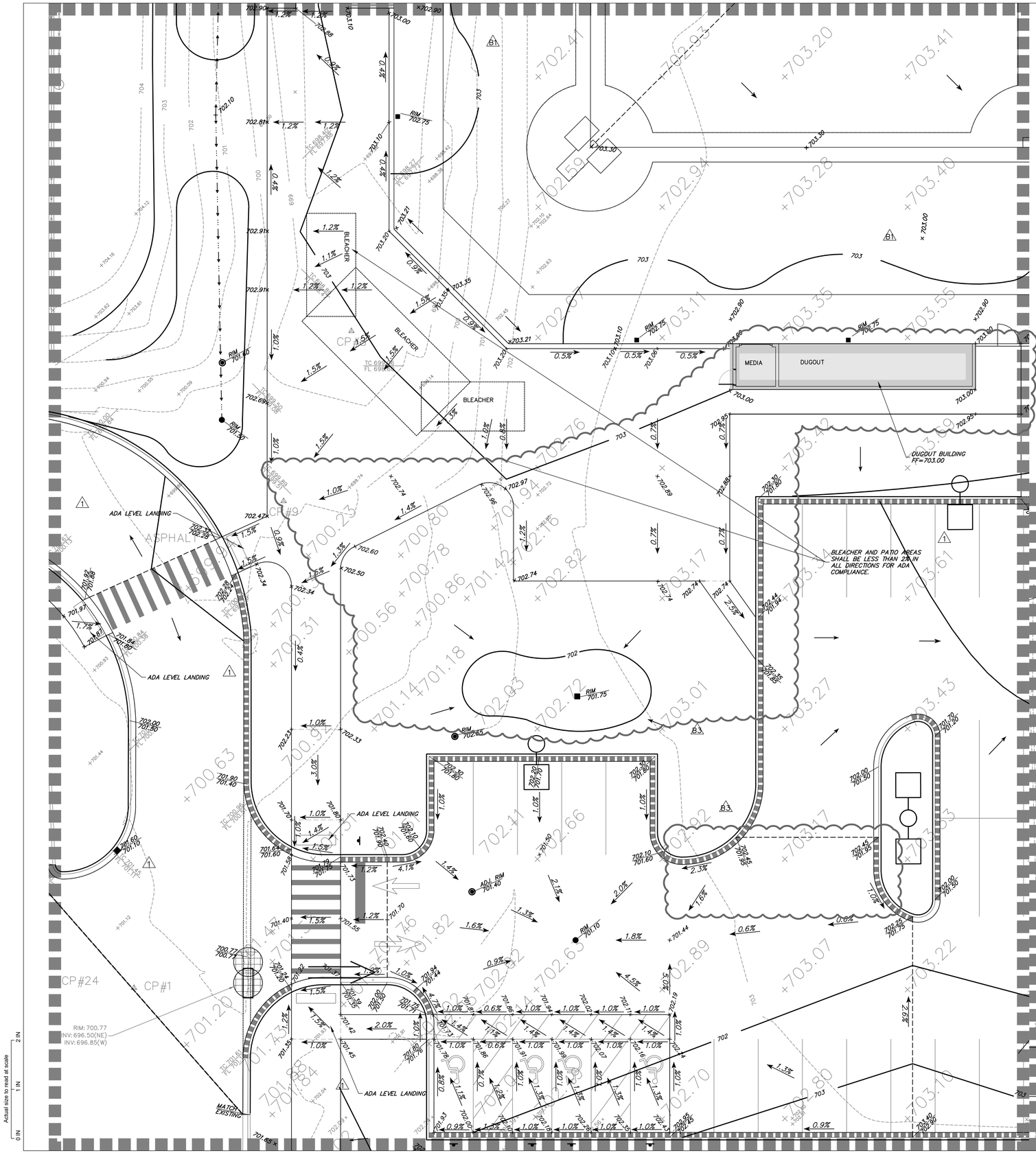

GRADING LEGEND

- TOP OF CURB / FLOW LINE (624.70 / 624.20)
- PROPOSED SPOT ELEVATION (×670.30)
- CONTOUR (XXX)
- STRUCTURE ADJUSTMENT (ADJ.###.##)
- SUMMITS (SUMMIT)
- SLOPES (0.50%)
- SWALES
- OVERLAND FLOW ROUTE
- DETECTABLE WARNINGS
- B6.12 CURB & GUTTER (REGULAR)
- B6.12 CURB & GUTTER (DEPRESSED)
- B6.12 CURB & GUTTER (REVERSE PITCH)
- BARRIER CURB
- BARRIER CURB (DEPRESSED)
- GRADE BREAK

N

GRAPHIC SCALE
10 0 5 10
(IN FEET)
1 inch = 10 ft.

STR

ARCHITECTS:

STR Partners, LLC
350 West Ontario Street | Suite 200
Chicago, IL 60654

T: 312.464.1444
www.strpartners.com

- CONSTRUCTION MANAGER
  PEPPER CONSTRUCTION COMPANY
  411 N Lake Zurich Rd
  Barrington, IL 60010
  (847) 381-2760
- CIVIL ENGINEERING/LANDSCAPE ARCHITECTURE
  GEWALT HAMILTON ASSOCIATES
  625 Forest Edge Drive
  Vernon Hills, IL 60061
  (847) 478-9700
- STRUCTURAL ENGINEERING
  SHEFFEE LULKIN AND ASSOCIATES
  4211 Main St
  Skokie, IL 60076
  (847) 677-8600
- MEP/FP ENGINEERING
  CS2 DESIGN GROUP, LLC
  837 Oakton St
  Elk Grove Village, IL 60007
  (847) 981-1880

KEY PLAN

SCOPE DOCUMENT

This sheet is one drawing within a complete set of documents and shall not be considered separately from the Drawings as a whole. The Drawings indicate general scope of project in terms of architectural design concept, building dimensions, major architectural elements, and types of structural, mechanical, and electrical systems. As Scope Documents, the Drawings do not necessarily indicate / describe all work required for full performance and completion of requirements of the Construction Documents. On the basis of the general scope indicated or described, the Contractor shall furnish all items required for proper execution and completion of the Work.

Copyright Notice, Copyright © 2024 STR PARTNERS, LLC

The information in this document is the intellectual property of STR Partners, LLC. It is intended solely for use by the Client during only this specific project. Reproduction of any portion of this document for any purpose other than for its intended use is not permitted without specific written permission of STR Partners, LLC.

PROJECT

D214 BGHS ATHLETIC FIELD RENOVATIONS PHASE 2

1100 W Dundee Road
Buffalo Grove, IL 60089

Township High School District 214
2121 South Goebbert Road
Arlington Heights, IL 60005

CLIENT PROJECT NUMBER

STR PROJECT NUMBER
24016

DRAWING DATES

NUMBER	DATE	COMMENTS
B3	JUN 27, 2025	BULLETIN #3R
B2	MAY 7, 2025	BULLETIN #2
B1	FEB 10, 2025	BULLETIN #1
4	JAN 31, 2025	ISSUE FOR CONSTRUCTION
2	OCT 4, 2024	ADDENDUM #2
1	SEPT 27, 2024	ADDENDUM #1
3	AUG 30, 2024	ISSUE FOR BID
2	JULY 23, 2024	50% CONSTRUCTION DOCUMENTS
1	MAY 17, 2024	75% DD REVIEW AND ESTIMATE

DRAWING TITLE

GRADING PLAN - ENLARGEMENT

SHEET NUMBER

C3.3.1

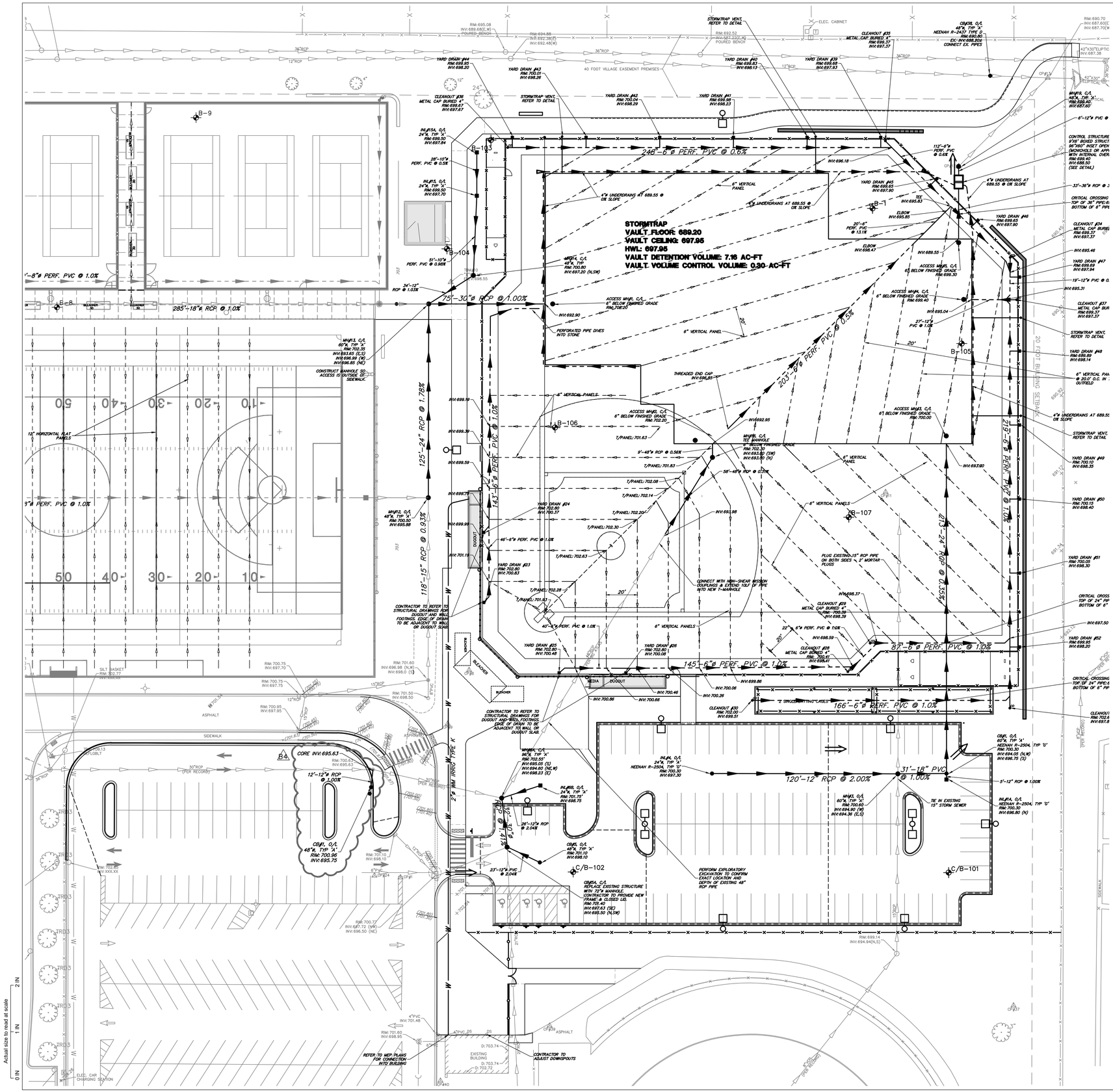

UTILITY PLAN LEGEND

EXISTING	PROPOSED	
		EXISTING STORM SEWER
		EXISTING SANITARY SEWER
W		EXISTING WATERMAIN
		PROPOSED STORM SEWER
		PROPOSED SANITARY SEWER
		PROPOSED WATERMAIN
		STORM MANHOLE
		STORM CATCHBASIN
		STORM INLET
		FLARED END SECTION
		SANITARY MANHOLE
		VALVE VAULT
		VALVE BOX
		FIRE HYDRANT
		BUFFALO BOX
		STREET LIGHT
		POWER POLE
		SIGN

N

GRAPHIC SCALE
30 0 15 30
(IN FEET)
1 inch = 30 ft.

UTILITY PLAN NOTES

1. The contractor shall verify the exact location and elevation of existing utilities prior to initiating work. Any discrepancies found between the information noted on the plans and actual field conditions, or any conflicts with proposed improvements shall be reported to the engineer immediately. The contractor shall not proceed any further until given written clarification on how to proceed.
2. Install storm sewer as shown. Refer to Storm Sewer requirement table on General Notes Sheet for pipe material, joint, frame and grate, stone bedding and testing requirements.
3. Install watermain as shown. Refer to Water Main requirement table on General Notes Sheet for pipe material, joint, valves, stone bedding and testing requirements. All watermain shall be 2" Type K copper. Each section of copper shall be connected using a three part copper union and copper flare. Provide reducer fitting at yard hydrant and at existing tie-in location. Yard hydrant shall be Woodford Iowa Model Y1 with a 5 foot deep bury depth. Set 26" above finished grade. Provide french drain around drain hole. French drain shall consist of 1 C.Y. of open graded CA-11 (no fines) wrapped in Light Duty non-woven geotextile fabric. Provide as-constructed locations of all bends and copper connection points.
4. Refer to MEP and Architectural plans for site lighting, electric, security camera conduits, spare conduits and gas requirements and final routing.
5. All connections to the storm sewer must be watertight in conformance with ASTM C-923.
6. All connections to existing structures shall be machined cored holes.
7. Contractor shall provide as-constructed utility documents in digital cad files and pdf files at the conclusion of the project. Refer to master list of as-constructed items provided on the plans.

STR

ARCHITECTS:

STR Partners, LLC
350 West Ontario Street | Suite 200
Chicago, IL 60654

T: 312.464.1444
www.strpartners.com

- CONSTRUCTION MANAGER
  PEPPER CONSTRUCTION COMPANY
  411 N Lake Zurich Rd
  Barrington, IL 60010
  (847) 381-2760
- CIVIL ENGINEERING/LANDSCAPE ARCHITECTURE
  GEWALT HAMILTON ASSOCIATES
  625 Forest Edge Drive
  Vernon Hills, IL 60061
  (847) 478-9700
- STRUCTURAL ENGINEERING
  SHEFFEE LULKIN AND ASSOCIATES
  4211 Main St
  Skokie, IL 60076
  (847) 677-8600
- MEP/FP ENGINEERING
  CS2 DESIGN GROUP, LLC
  837 Oakton St
  Elk Grove Village, IL 60007
  (847) 981-1880

KEY PLAN

DONALD E. MATTHEWS 062-040808 REGISTERED PROFESSIONAL ENGINEER OF ILLINOIS

SCOPE DOCUMENT

This sheet is one drawing within a complete set of documents and shall not be considered separately from the Drawings as a whole. The Drawings indicate general scope of project in terms of architectural design concept, building dimensions, major architectural elements, and types of structural, mechanical, and electrical systems. As Scope Documents, the Drawings do not necessarily indicate / describe all work required for full performance and completion of requirements of the Construction Documents. On the basis of the general scope indicated or described, the Contractor shall furnish all items required for proper execution and completion of the Work.

Copyright Notice, Copyright © 2024 STR PARTNERS, LLC

The information in this document is the intellectual property of STR Partners, LLC. It is intended solely for use by the Client during only this specific project. Reproduction of any portion of this document for any purpose other than for its intended use is not permitted without specific written permission of STR Partners, LLC.

PROJECT

D214 BGHS ATHLETIC FIELD RENOVATIONS PHASE 2

1100 W Dundee Road
Buffalo Grove, IL 60089

Township High School District 214
2121 South Goebbert Road
Arlington Heights, IL 60005

CLIENT PROJECT NUMBER

STR PROJECT NUMBER
24016

DRAWING DATES

NUMBER	DATE	COMMENTS
5	OCT 19, 2025	BULLETIN #4
4	JAN 31, 2025	ISSUE FOR CONSTRUCTION
3	OCT 4, 2024	ADDENDUM #2
2	SEPT 27, 2024	ADDENDUM #1
3	AUG 30, 2024	ISSUE FOR BID
2	JULY 23, 2024	50% CONSTRUCTION DOCUMENTS
1	MAY 17, 2024	75% DD REVIEW AND ESTIMATE

DRAWING TITLE

UTILITY PLAN

SHEET NUMBER

C3.2

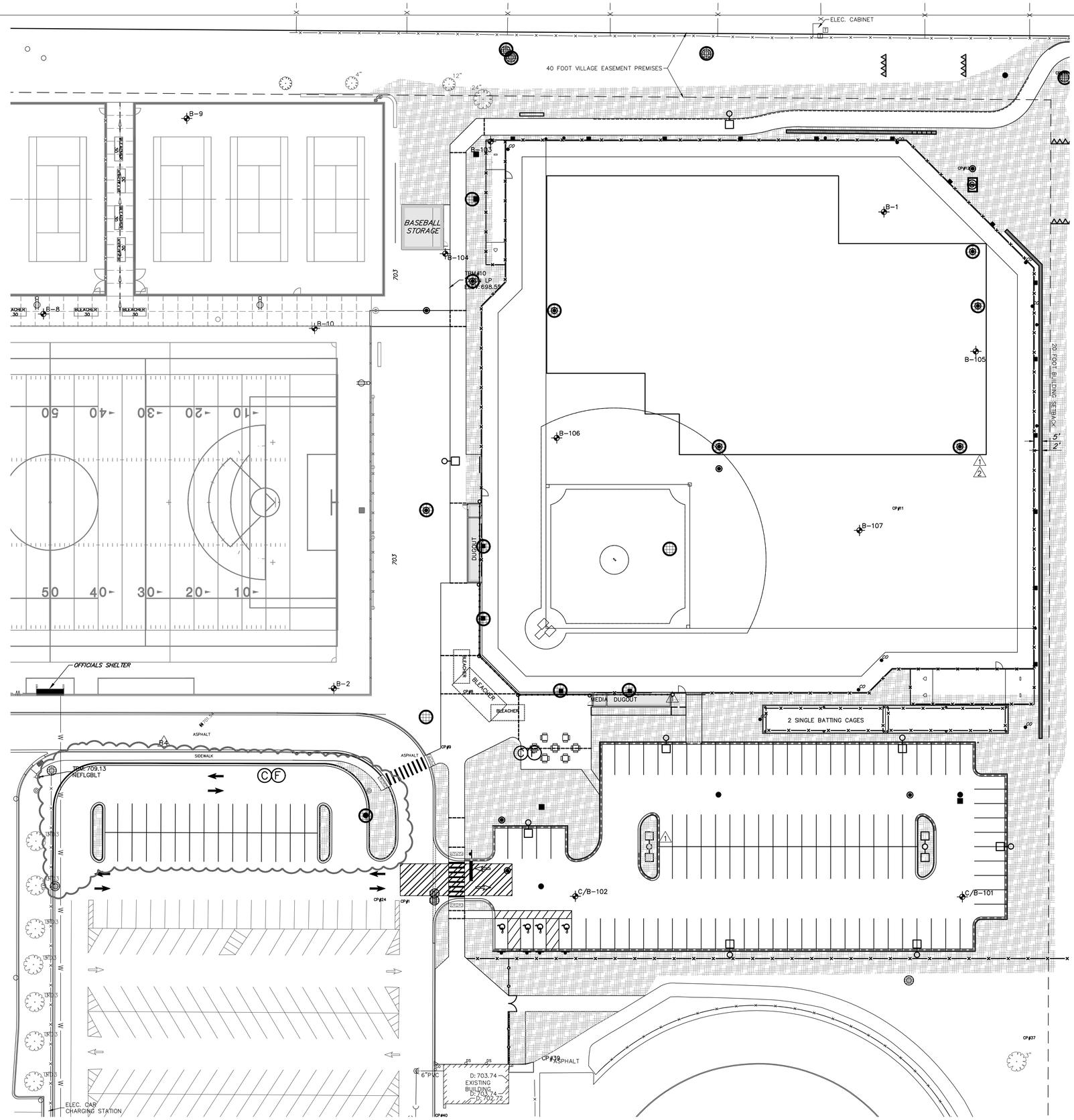

SESC LEGEND

- TOPSOIL FURNISH AND PLACE, VARIABLE DEPTH, 6" MIN. SEEDING, CLASS 7
  - EROSION CONTROL BLANKET NAG S75 (4:1 SLOPES)
- STONE RIP-RAP
- ROCK CONSTRUCTION ENTRANCE
- —S— SILT FENCE INSTALLATION
- STORM SEWER INLET PROTECTION:
  - INLET FILTER BASKET
- INLET FILTER BASKET & COIR LOG
- GEO-RIDGE DITCH CHECK
- TRIANGULAR SILT DIKE
- COIR LOG
- (F) PORTABLE RESTROOM FACILITY
- (S) SEDIMENT BASIN/TRAP
- (C) CONCRETE WASHOUT

Actual size to read at scale
2 IN
1 IN
0 IN

ARCHITECTS:

STR Partners, LLC
350 West Ontario Street | Suite 200
Chicago, IL 60654

T: 312.464.1444
www.strpartners.com

- CONSTRUCTION MANAGER
  PEPPER CONSTRUCTION COMPANY
  411 N Lake Zurich Rd
  Barrington, IL 60010
  (847) 381-2760
- CIVIL ENGINEERING/LANDSCAPE ARCHITECTURE
  GEWALT HAMILTON ASSOCIATES
  625 Forest Edge Drive
  Vernon Hills, IL 60061
  (847) 478-9700
- STRUCTURAL ENGINEERING
  SHEFFEE LULKIN AND ASSOCIATES
  4211 Main St
  Skokie, IL 60076
  (847) 677-8600
- MEP/FP ENGINEERING
  CS2 DESIGN GROUP, LLC
  837 Oakton St
  Elk Grove Village, IL 60007
  (847) 981-1880

KEY PLAN

DONALD E. MATTHEWS 062-040808 REGISTERED PROFESSIONAL ENGINEER OF ILLINOIS

SCOPE DOCUMENT

This sheet is one drawing within a complete set of documents and shall not be considered separately from the Drawings as a whole. The Drawings indicate general scope of project in terms of architectural design concept, building dimensions, major architectural elements, and types of structural, mechanical, and electrical systems. As Scope Documents, the Drawings do not necessarily indicate / describe all work required for full performance and completion of requirements of the Construction Documents. On the basis of the general scope indicated or described, the Contractor shall furnish all items required for proper execution and completion of the Work.

Copyright Notice, Copyright © 2024 STR PARTNERS, LLC

The information in this document is the intellectual property of STR Partners, LLC. It is intended solely for use by the Client during only this specific project. Reproduction of any portion of this document for any purpose other than for its intended use is not permitted without specific written permission of STR Partners, LLC.

PROJECT

D214 BGHS ATHLETIC FIELD RENOVATIONS PHASE 2

1100 W Dundee Road
Buffalo Grove, IL 60089

Township High School District 214
2121 South Goebbert Road
Arlington Heights, IL 60005

CLIENT PROJECT NUMBER

STR PROJECT NUMBER
24016

DRAWING DATES

NUMBER	DATE	COMMENTS
3a	OCT 19, 2025	BULLETIN #4
4	JAN 31, 2025	ISSUE FOR CONSTRUCTION
2	OCT 4, 2024	ADDENDUM #2
1	SEPT 27, 2024	ADDENDUM #1
3	AUG 30, 2024	ISSUE FOR BID
2	JULY 23, 2024	50% CONSTRUCTION DOCUMENTS
1	MAY 17, 2024	75% DD REVIEW AND ESTIMATE

DRAWING TITLE

STORMWATER POLLUTION PREVENTION PLAN

SHEET NUMBER

C3.4

PERMIT COVERAGE AND REQUIREMENTS

The management practices, controls and other provisions contained in this Storm Water Pollution Prevention Plan (SWPPP) are at least as protective as the requirements contained in the Illinois Environmental Protection Agency (IEPA) NPDES ILR10 permit, 2018 and the Illinois Urban Manual, 2017. Requirements specified in plans or permits for this project approved by local officials that are applicable to protecting surface water resources are, upon submittal of a NOI to be authorized to discharge under the ILR10 permit, incorporated by reference and are enforceable under the ILR10 permit even if they are not specifically included in the storm water pollution prevention plan. This provision does not apply to provisions of master plans, comprehensive plans, non-enforceable guidelines or technical guidance documents that are not identified in a specific plan or permit that is issued for this project.

CONTROL IMPLEMENTATION SCHEDULE

Perimeter controls of the site and stabilized construction entrance shall be installed prior to demolition, clearing and grubbing. Perimeter controls shall be actively maintained until final stabilization of those portions of the site upward of the perimeter control. Existing storm sewer inlets that will function during the construction process should have the sediment control measures installed as indicated prior to land – disturbing activities, including demolition and site clearing. In addition, sediment control measures shall be installed in newly constructed inlets immediately after their installation is complete. Erosion control blanket may be used to stabilize the construction areas where the final grade has been reached but cannot be permanently stabilized due to planting season restrictions. Permanent controls, such as riprap, shall be installed at each storm sewer outfall structure prior to any storm water discharge. Temporary perimeter controls shall only be removed after final stabilization of those portions of the site upward of the perimeter control. Temporary drop-in sediment traps shall be installed in all inlets to prevent infiltration of sediment-laden ground water into existing and proposed structures. Sediment bags shall remain in place until placement of base course in paved areas or until vegetation has taken hold. Care shall be taken when removing sediment bags to avoid release of sediment into the storm sewer.

POST CONSTRUCTION STORM WATER MANAGEMENT

Storm water management devices installed during the construction process to control pollutants in storm water discharges that will occur after construction operations have been completed may include storm water detention structures (including wet ponds); storm water retention structures; flow attenuation by use of open vegetated swales and natural depressions; infiltration of runoff onsite; and sequential systems (which combine several practices). Velocity dissipation devices shall be located (i.e. riprap) at discharge locations and along the length of any outfall channel as necessary to provide a non-erosive velocity flow from the structure to the water course so that the natural physical and biological characteristics and functions are maintained and protected. Structural measures should be placed on upland soils to the degree attainable. The contractor is responsible for the installation and maintenance of storm water management measures until final stabilization of the site.

SOIL EROSION AND SEDIMENT CONTROLS

The appropriate soil erosion and sediment controls shall be implemented onsite and shall be modified to reflect the current phase of construction. All damaged or defective temporary sediment and erosion control measures must be repaired or replaced as soon as possible to maintain NPDES compliance.

Unless otherwise indicated, all vegetative and structural erosion and sediment control practices shall be installed according to the Standard Practice. The contractor shall be responsible for the installation of any additional erosion and sediment control measures necessary to prevent erosion and sedimentation as determined by the engineer, owner, or permitting authority.

1. Stabilization Practices
Areas that will not be paved or covered with non-erosive material shall be stabilized as indicated on the erosion control plan using procedures in substantial conformance with the Illinois Urban Manual. Stabilization practices may include: temporarily seeding, permanent seeding, mulching, geotextiles, sod stabilization, vegetative buffer strips, protection of trees, preservation of mature vegetation, staged or staggered development, and other appropriate measures.

Stabilization of disturbed areas must, at a minimum, be initiated immediately whenever any clearing, grading, excavating or other earth disturbing activities have permanently ceased on any portion of the site, or temporarily ceased on any portion of the site and will not resume for a period exceeding 14 calendar days. Stabilization of disturbed areas must be initiated within 1 working day of permanent or temporary cessation of earth disturbing activities and shall be completed as soon as possible but not later than 14 days from the initiation of stabilization work in an area. Exceptions to these time frames are specified below:

(i) Where the initiation of stabilization measures is precluded by snow cover, stabilization measures shall be initiated as soon as practicable.
(ii) On areas where construction activity has temporarily ceased and will resume after 14 days, a temporary stabilization method can be used. Temporary stabilization techniques and materials shall be described in the SWPPP.

2. Structural Practices
Structural practices will be utilized to divert flows from exposed soils, store flows or otherwise limit runoff and the discharge of pollutants from exposed areas of the site. Such practices may include silt fences, earth dikes, drainage swales, sediment traps, check dams, subsurface drains, pipe slope drains, level spreaders, storm drain inlet protection, rock outlet protection, reinforced soil retaining systems, gabions, and temporary or permanent sediment basins.

Structural practices should be placed on upland soils to the degree practicable. The installation of these devices may be subject to Section 404 of the CWA.

(i) The following design requirements apply to sediment basins if such structural practices will be installed to reduce sediment concentrations in storm water discharges:
a. When discharging from the sediment basin, utilize outlet structures that withdraw water from the surface in order to minimize the discharges.
b. Prevent erosion of the sediment basin using stabilization controls (e.g., erosion control blankets), at the inlet and outlet using erosion controls and velocity dissipation devices.
c. Sediment basins shall be designed to facilitate maintenance, including sediment removal from the basins, as necessary.

(ii) The following requirements apply to protecting storm drain inlets:
a. Install inlet protection measures that removes sediment from discharges prior to entry into any storm drain inlet that carries stormwater flow from your site to a water of the U.S., provided you have authority to access the storm drain inlet.
b. Clean, or remove and replace, the protection measures as sediment accumulates, the filter becomes clogged, and/or performance is compromised. Where there is evidence of sediment accumulation adjacent to the inlet protection measure, remove the deposited sediment by the end of the same business day in which it is found or by the end of the following business day if removal by the same business day is not feasible.

OFF-SITE VEHICLE TRACKING

A stabilized pad of aggregate underlain with filter fabric shall be located at any point where traffic will be entering or leaving the construction site to or from a public right-of-way, street, alley, sidewalk, or parking area to help reduce vehicle tracking of sediments. Roads shall be swept as needed to reduce excess sediment, dirt or stone tracked from the site. Accumulated sediment and stone shall be removed from the stabilized construction entrance as needed. Water runoff from such washing area shall be periodically inspected and repaired as necessary throughout the life of the project. Vehicles hauling erodible material to and from the construction site should be covered with a tarp. The stabilized construction entrance shall be installed prior to any soil disturbance (including demolition) and removed prior to any paving.

DUST CONTROL

As requested, a water truck will be used to limit the amount of dust leaving the site. The following list of control measures may also be implemented on-site to limit the generation of dust as needed: Sprinkling/irrigation, Vegetative cover, Mulch, Spray-on soil treatments, Tillage, Stone.

WASTE MANAGEMENT

No solid materials, including building materials, shall be discharged to protected natural areas, a storm sewer system or Waters of the State (except as authorized by a Section 404 permit). All waste materials shall be collected and stored in approved receptacles. No wastes shall be placed in any location other than in the approved containers appropriate for the materials being discarded. There shall be no liquid wastes deposited into dumpsters or other containers which may leak. Receptacles with deficiencies shall be replaced as soon as possible and the appropriate clean-up procedure shall take place, if necessary. Construction waste material is not to be buried on site. Waste disposal should comply with all local, State and Federal regulations. Hazardous material shall not be stored on site. Any hazardous waste should be disposed of in the manner specified by local or State regulation or by the manufacturer.

MATERIAL STORAGE

Materials and or contaminants shall be stored in a manner that minimizes the potential to discharge into storm drains or watercourses. An on-site area shall be designated for material delivery and storage. All materials kept on-site shall be stored in their original containers with legible labels, and if possible, under a roof or other enclosure. Labels should be replaced if damaged or difficult to read. Bermed-off storage areas are an acceptable control measure to prevent contamination of storm water. MSD sheets shall be available for referencing cleanup procedures. Any release of chemicals/contaminants shall be immediately cleaned up and disposed of properly. Contractors shall immediately report all spills to the Primary Contact, who shall notify the appropriate agencies, if needed. To reduce the risks associated with hazardous materials on-site, hazardous products shall be kept in original containers unless they are not re-sealable. The original labels and MSD data shall be retained on-site at all times. Hazardous materials and all other materials on-site shall be stored in accordance with manufacturer's MSDS specifications. When disposing of hazardous materials, follow manufacturers' or local and State recommended methods on Local, State and Federal regulations.

DE-WATERING OPERATIONS

During de-watering/pumping operations, only uncontaminated water should be allowed to discharge to protected natural areas, Waters of the State or to a storm sewer system. Inlet hoses should be placed in a stabilized sump pit or floated at the surface of the water with a screen in order to limit the amount of sediment intake. Pumping operations may be discharged to a stabilized area that consists of an energy dissipating device (i.e. stone) on a stabilized surface, sediment filter bag on a stabilized surface or a sediment removal channel. Adequate erosion controls should be employed during de-watering operations as necessary. Stabilized conveyance channels should be installed to direct water to the desired location as applicable. Additional erosion control and sediment control measures may be installed at the outlet area at the discretion of the Primary Contact or Engineer.

SANITARY FACILITIES

To the extent practicable, sanitary facilities shall be located at a minimum 8 feet behind the back of curb or gutter of the internal roads and be located in an area that does not drain to any protected natural area, Waters of the State or storm water structures. Sanitary facilities shall be anchored to the ground to prevent tipping over. Sanitary facilities located on impervious surfaces shall be placed on top of a secondary containment device or be surrounded by a control device (i.e. gravel-bag berm).

CONCRETE WASTE MANAGEMENT

Concrete mixer trucks shall only perform washouts in designated areas. Concrete waste or washout is not allowed in the street or allowed to reach a storm water drainage system or watercourse. A sign shall be posted at each location to identify the washout. Concrete washout areas should be located at least 50 feet from a storm water drainage inlets or watercourse. Concrete washout areas shall be located at least 10 feet behind the curb, if the washout area is adjacent to a paved road. A stabilized entrance as detailed on the erosion control plan shall be installed at each washout area. The washout areas shall be of sufficient volume to completely contain all liquid and concrete waste materials including enough capacity for anticipated levels of rainwater. The dried concrete waste material shall be picked up and disposed of properly when 75% of the capacity is reached. Hardened concrete can be properly recycled and reused on-site or hauled off-site to an appropriate facility.

SPILL PREVENTIONS

Discharges of hazardous substances or oil caused by a spill are not authorized by the ILR10 permit. If a spill occurs, notify the Primary Contact immediately. The construction site shall have the capacity to control, contain and remove spills if they occur. Spills shall be cleaned up immediately in accordance with MSD sheets and shall not be buried on-site or washed into storm sewer drainage inlets, drainageways or Waters of the State.

Spills in excess of Federal Reportable Quantities (as established under 40 CFR Parts 110, 117 or 302) shall be reported to the National Response Center by calling (800) 424-8802. MSDS often include information on federal Reportable Quantities for materials. Spills of toxic or hazardous materials shall be reported to the appropriate State or local government IEPA, regardless of size. When cleaning up a spill, the area shall be kept well ventilated and appropriate personal protective equipment shall be used to minimize injury from contact with a hazardous substance.

In addition to proper Waste Management, Concrete Waste Management, Concrete Cutting, Vehicle Storage and Maintenance, Material Storage and Sanitary Station protection, the following minimum practices shall be followed to reduce the risk of spills:
- Petroleum products shall be stored in tightly sealed and clearly labeled containers.
- All paint containers shall be tightly sealed and stored when not required for use. Excess paint shall be disposed of according to the manufacturer's instructions or State and local regulations and shall not be discharged to the storm sewer.
- Contractors shall follow manufacturers' recommendations for proper use and disposal of materials.

CONCRETE CUTTING

Concrete waste management should be implemented to contain and dispose of saw-cutting slurries. Concrete cutting shall not take place during or immediately after a rainfall event. Waste generated from concrete cutting should be cleaned up and disposed into the concrete washout facility described above.

VEHICLE STORAGE AND MAINTENENCE

When not in use, vehicles utilized in the development operations of the site shall be stored in a designated upland area away from any natural or created watercourse, pond, drainage-way or storm drain. Wherever possible, vehicle maintenance, fueling, and washing will occur off-site. If allowed on-site, vehicle maintenance (including both routine maintenance as well as on-site repairs) shall be made within the designated area to prevent the migration of mechanical fluids (oil, antifreeze, etc.) into watercourses, wetlands or storm drains. Drip pans or absorbent pads shall be used for all vehicle and equipment maintenance activities that involve grease, oil, solvents or other vehicle fluids. Construction vehicles shall be inspected frequently to identify any leaks. Leaks shall be repaired immediately, or the vehicle should be removed from the site. Dispose of all used oil, antifreeze, solvents and other automotive-related chemicals according to manufacturer MSDS instructions. Contractors shall immediately report spills to the Primary Contact.

NON-STORM WATER DISCHARGES

Authorized Discharges

The following non-storm water discharges may be authorized by this permit provided the non-storm water component of the discharge is in compliance with Part IV.D.6 (Non-Storm Water Discharges) of the ILR10 permit:
- Discharges from firefighting activities
- Water main flushing
- Fire hydrant flushing
- Watering for Dust Control
- Irrigation drainage for vegetative growth for seeding, etc.
- Uncontaminated groundwater

The pollution prevention measures described below will be implemented for non-storm water components of the discharge:
- The fire hydrant and water main should not be flushed directly on the exposed area or subgrade of the pavement. Hoses should be used to direct the flow onto a stabilized area.
- Erosion due to irrigation of seeding shall be minimized.

Prohibited Discharges

The following non-storm water discharges are prohibited by this permit:
- Concrete and wastewater from washout of concrete (unless managed by an appropriate control)
- Wastewater from washout and cleanout of stucco, paint, form release oils, curing compounds and other construction materials, fuels, oils, or other pollutants used in vehicle and equipment operation and maintenance.
- Soaps, solvents, detergents
- Toxic or hazardous substances from a spill or other release

DISCHARGES TO RECEIVING WATERS WITH AN APPROVED TMDL

Discharges to waters for which there is an approved Total Maximum Daily Load (TMDL) waste load allocation for sediment or a parameter that addresses sediment (total suspended solids, turbidity or siltation) are not eligible for coverage under the ILR10 permit unless the owner/operator develops and certifies a SWPPP that is consistent with allocations listed in the TMDL. To be eligible for coverage under the ILR10 permit, operators must incorporate into their SWPPP any conditions and/or Best Management Practices (BMPs) applicable to their discharges necessary for consistency with the TMDL within any timeframes established in the TMDL. If a specific numeric allocation has been established that would apply to the project's discharges, the operator must incorporate that allocation into its SWPPP and implement necessary steps to meet it.

INSPECTIONS

Qualified personnel (provided by the permittee or contractor– see Table 1.) shall inspect disturbed areas of the construction site that have not been finally stabilized, structural control measures, and locations where vehicles enter or exit the site at least once every seven calendar days, and within 24 hours of the end of a storm or by the end of the following business or work day that is 0.5 inches or greater.
- Inspections may be reduced to once per month when construction activities have ceased due to frozen conditions (when ground and/or air temperatures are at or below 32°F). Weekly inspections will recommence when construction activities are conducted, or if there is a 0.5 inches or greater rain event, or a discharge due to snowmelt occurs.
- Disturbed areas and areas used for storage of materials that are exposed to precipitation shall be inspected for evidence of, or the potential for, pollutants entering the drainage system. Erosion and sediment control measures identified in the SWPPP shall be observed to ensure that they are operating correctly. Where discharge locations or points are accessible, they shall be inspected to ascertain whether erosion control measures are effective in preventing significant impacts to receiving waters. Locations where vehicles enter or exit the site shall be inspected for evidence of offsite sediment tracking.
- Based on the results of the inspection, the description of potential pollutant sources identified in the SWPPP and the pollution prevention control measures identified in the SWPPP shall be revised as soon as practicable after such inspection. Such modifications shall provide for timely implementation of any changes to the plan within 7 calendar days following the inspection.
- A report summarizing the scope of the inspection, name(s) and qualifications of personnel making the inspection, the date(s) of the inspection, major observations relating to the implementation of the SWPPP, and actions taken in accordance with paragraph b above shall be made and retained as part of the storm water pollution prevention plan for at least three years from the date that the permit coverage expires or is terminated. All inspection reports shall be retained at the construction site. The reports shall be signed in accordance with Part VI.G (Signatory Requirements) of this permit. Any flooding or other unsafe conditions that delay inspections shall be documented in the inspection report.
- The permittee (or qualified inspector) shall notify the appropriate Agency Field Operations Section office by email at epa.swnoncomp@illinois.gov, telephone or fax within 24 hours of any incidence of noncompliance for any violation of the storm water pollution prevention plan observed during any inspection conducted, or for violations of any condition of this permit.
- The permittee (or qualified inspector) shall complete and submit within 5 days an "Incidence of Noncompliance" (ION) report for any violation of the SWPPP observed during an inspection conducted, including those not required by the SWPPP. Submission shall be on forms provided by the IEPA and include specific information on the cause of noncompliance, actions which were taken to prevent any further causes of noncompliance, and a statement detailing any environmental impact, which may have resulted from the noncompliance. Corrective actions must be undertaken immediately to address the identified non-compliance issue(s).
- All reports of non-compliance shall be signed by a responsible authority as defined in Part VI.G (Signatory Requirements).
- After the initial contact has been made with the appropriate Agency Field Operations Section Office, all reports of noncompliance shall be mailed to the IEPA at the following address:

Illinois Environmental Protection Agency
Division of Water Pollution Control
Compliance Assurance Section
1021 North Grand Avenue East
Post Office Box 19276
Springfield, Illinois 62794-9276

CORRECTIVE ACTIONS

The Contractor must take corrective actions to address any of the following conditions identified on site:
(i) A stormwater control needs repair or replacement
(ii) A stormwater control necessary to comply with the requirements of this permit was never installed or was installed incorrectly.
(iii) Site discharges are causing an exceedance of applicable water quality standards.
(iv) A prohibited discharge has occurred.

Corrective Actions shall be completed as soon as possible and documented within seven (7) days in an Inspection Report or report of noncompliance. If it is infeasible to complete the installation or repair within 7 calendar days, you must document in your records why it is infeasible to complete the installation or repair within the 7-day timeframe and document your schedule for installing the stormwater control(s) and making it operational as soon as feasible after the 7-day timeframe.

RECORDKEEPING

The permittee shall retain copies of the SWPPP and all reports and notices required by the ILR10 permit, and records of all data used to complete the Notice of Intent to be covered by the ILR10 permit, for a period of at least three years from the date that the permit coverage expires or is terminated unless extended by request of the IEPA. In addition, the contractor shall retain a copy of the SWPPP required by the ILR10 permit at the construction site from the date of project initiation to the date of final stabilization.

LOG OF MAJOR GRADING AND CONSTRUCTION ACTIVITIES

A record of the dates when major grading activities occur, when construction activities temporarily or permanently cease on a portion of the site, and when stabilization measures are initiated shall be included in this SWPPP.

KEEPING PLANS CURRENT

The permittee or contractor shall amend the SWPPP whenever there is a change in design, construction, operation, or maintenance, which has a significant effect on the potential for discharge of pollutants to Waters of the State and which has not otherwise been addressed in the SWPPP or if the SWPPP proves to be ineffective in eliminating or significantly minimizing pollutants, or in otherwise achieving the general objectives of controlling pollutants in storm water discharges associated with construction site activity. In addition, the SWPPP shall be amended to identify any new contractor and/or subcontractor that will implement a measure of the SWPPP by signing the contractor's certification statement.The SWPPP and site map must be modified within 7 days for any changes to construction plans, stormwater controls or other activities at the site that are no longer accurately reflected in the SWPPP. Any revisions of the documents for the SWPPP shall be kept on site at all times.

FINAL STABILIZATION

Final Stabilization has occurred when all soil disturbing activities at the site have been completed, and either of the two following conditions have been met:

(i) A uniform (e.g. evenly distributed, without large bare areas) perennial vegetative cover with a density of 70% of the native background vegetative cover for the area has been established on all unpaved areas and areas not covered by permanent structures, or
(ii) Equivalent permanent stabilization measures (such as the use of riprap, gabions or geotextiles) have been employed.

For individual lots in residential construction, final stabilization has occurred when either:

(i) The homebuilder has completed final stabilization as specified above, or
(ii) The homebuilder has established temporary stabilization including perimeter controls for individual lot prior to occupation of the home by the homeowner and informing the homeowner of the need to, and the benefits of, final stabilization.

When the site has been finally stabilized and all storm water discharges from construction sites that are authorized by the ILR10 permit are eliminated, the permittee of the facility must submit a completed Notice of Termination that is signed in accordance with Part VI.G (Signatory Requirements) of the ILR10 permit. Elimination of storm water discharges associated with industrial activity means that all disturbed soils at the identified facility have been finally stabilized and temporary erosion and sediment control measures have been removed or will be removed at an appropriate time, or that all storm water discharges associated with construction activities from the identified site that are authorized by a NPDES general permit have otherwise been eliminated.

BMP Operation and Maintenance

Silt Fence

Silt fences shall be removed when they have served their usefulness, but not before the upslope areas have been permanently stabilized.

Silt fences shall be inspected immediately after each rainfall and at least daily during prolonged rainfall.

Should the fabric decompose or become ineffective prior to the end of the expected usable life and the fence still is necessary, the fabric or the entire system shall be replaced promptly.

Sediment deposits should be removed after each rainfall. They must be removed when the level of deposition reaches approximately one-half the height of the silt fence.

Any sediment deposits remaining in place after the silt fence is no longer required shall be dressed to conform to the existing grade, a seedbed prepared, and the site vegetated.

Stabilized Construction Entrance

The entrance shall be maintained in a condition that will prevent tracking of sediment onto public right-of-ways or streets. This may require periodic top dressing with additional aggregate. All sediment spilled, dropped, or washed onto public right-of-ways must be removed immediately. Periodic inspection and needed maintenance shall be provided after each rain.

Inlet Protection

Each inlet protection practice or device shall be inspected after every runoff event. Accumulated sediment shall be removed per manufacturers' directions but not less than when the capacity for sediment storage has been reduced by half. Sediment that has been removed shall be placed such that it will not reenter the storm drain system.

Repairs or replacement of inlet protection devices shall be made immediately.

For devices to be kept in place in the winter season, areas shall be cleared of any sediment accumulation and prepared or protected for snow removal operations.

Inlet protection practices shall be removed upon job completion.

Erosion Control Blanket

Inspect all erosion control blankets periodically and after rainstorms to check for damage due to water running under the blanket or if the blankets that have been displaced by wind. Any areas where water seeped under the blanket, more staples may be needed per given area or more frequent anchoring trenches installed with better compaction. If significant erosion has occurred under the blanket, regrading and reseeding may also be necessary. Any erosion control blankets that have been displaced will need to be re-installed and re-stapled. This may indicate that the wrong type of blanket was chosen. One may need to revisit the site characteristics and then select a different type of erosion control blanket or chose a different practice.

Temporary Concrete Washout Facility

Temporary concrete washout facilities shall be maintained to provide adequate holding capacity with a minimum freeboard of 100 mm (4 in.) for above grade facilities and 300 mm (12 in.) for below grade facilities. Maintaining temporary concrete washout facilities shall include removing and disposing of hardened concrete or slurry and returning the facilities to a functional condition.

Existing facilities must be cleaned, or new facilities must be constructed and ready for use once the washout is two-thirds full.

Temporary concrete washout facilities shall be inspected for damage (e.g. tears in plastic liner, missing sand bags, etc.). Damaged facilities shall be repaired promptly.

Portable Sediment Tank

The tank shall be cleaned out when one-third of the storage volume is filled with sediment. All sediment collected in the tank shall be disposed of in an approved sediment trapping device (i.e. temporary sediment trap) or on the construction site or as approved by the engineer/inspector.

Temporary Sediment Trap

Inspect temporary sediment traps after each period of significant rainfall. Remove sediment and restore the trap to its original dimensions when the sediment has accumulated to one-half the design depth of the permanent pool. Place the sediment that is removed in the designated disposal area and replace the contaminated part of the gravel facing.

Check the structure for damage from erosion or piping. Periodically check the depth of the spillway to ensure it is a minimum of 1.5 feet below the low point of the embankment to slightly above the design grade. Any rip rap displaced from the spillway must be replaced immediately.

After all sediment-producing areas have been permanently stabilized, remove the structure and all unstable sediment. Smooth the area to blend with the adjoining areas and stabilize properly.

Ditch Check (Manufactured)

Manufactured ditch check shall be inspected every 7 days and after each 1/2" rainfall or snow equivalent.

Sediment shall be removed from the upstream of the ditch check when sediment has reached one-half the height of the ditch check. Inspect any fabric for tears or dislodging after the sediment is removed and repair or replace immediately. Additional requirements may apply per manufacturer specifications or permit requirements.

Products shall be maintained in same condition as when installed. Rolled erosion control ditch checks must be replaced whenever tears, splits, unraveling or compressed straw or excelsior is apparent.

Any fabric used as a base or apron underneath the plastic permeable or synthetic porous runoff control structure ditch checks that is torn or dislodged must be replaced or repaired.

Remove debris (litter, cornstalks) when observed.

Water or sediment going around the ditch check indicates incorrect installation or maintenance is required. The flow of water over the center of the ditch check or through the device must be reestablished. The manufactured ditch check may need length up the side slope, sediment removed from pores, or the flow velocities are too great for the type of ditch check.

Manufactured ditch checks are not designed to be a part are not designed to be part of the permanent storm water management system. Their material components are not conducive to being incorporated into soils once they have reached their useful life.

Remove manufactured ditch checks once all upslope areas are stabilized, and swale or ditch stabilization is complete. The biodegradable form of plastic permeable ditch checks can be left in place on top of the permanent stabilization such as blankets to provide velocity reductions, provided they are not a hazard to mowing operations. Vegetated ditch checks may remain in place within the ditch or swale if permanent vegetation is desired such as in the case of establishing a vegetated swale.

Rock Check Dam

On active construction sites, the rock check dams shall be inspected at least once every 7 days and within 24 hours of a rainfall of 0.5 inches or more. If any erosion has taken place around the or below the rock check dam or if rocks have been dislodged, repairs shall be made to prevent further damage. Sediment shall be removed once has accumulated to one-half the height of the rock check dam. The center of the rock check dam shall also be inspected periodically to ensure that the center of the dam is lower than the sides.

Unless they will be incorporated into permanent stormwater management control, rock check dams must be removed when useful life has been completed. In temporary ditches and swales, rock check dams should be removed, and the ditch filled in when they are no longer needed. In permanent structures rock check dams should be removed when the grass has matured sufficiently to protect the ditch or swale. The area beneath the rock check dams should be seeded and mulched immediately after they are removed.

For rock check dams that are made a part of stormwater management control, regular inspections should be made to see if any erosion has occurred around or below the dam and if any rock has been dislodged. Immediately make all needed repairs to prevent further damage. If sediment trapping is to be a continuing function of the rock check dam, the sediment shall be removed when it has accumulated to one-half the depth of the rock check dam.

Rock Outlet Protection

Inspect outlet structures after heavy rains to see if any erosion around or below the riprap has taken place or if stones have been dislodged. Immediately make all needed repairs.

Dewatering

The frequency of inspections shall depend on the dewatering method, amount of discharge, potential damage, and quality of the receiving bodies of water.

1. Inspections shall be conducted to ensure proper operation and compliance with any permits or water standards.
2. Accumulated sediment shall be removed from the flow area and temporary diversions shall be repaired, as required.
3. Outlet areas shall be checked, and repairs shall be made in a timely manner, as needed.
4. Pump outlets shall be inspected for erosion, and sumps shall be inspected for accumulated sediment.
5. Dewatering bags shall be stopped and replaced when half full of sediment or when the pump discharge has reduced to an impractical rate.
6. If the receiving area is showing any signs of cloudy water, erosion, or sediment accumulation, discharges shall be stopped immediately once safety and property damage concerns have been addressed.
7. Sediment shall be disposed in accordance with all applicable laws and regulations.

Discharges from Dewatering Activities

Discharges from dewatering activities, including from dewatering of trenches and excavations, are allowable if managed by appropriate controls:
- Dewatering discharges shall be treated or controlled to minimize discharge of pollutants.
- The discharge shall not include visible floating solids or foam.
- An oil-water separator (or suitable filtration device) shall be used to treat oil, grease, or other similar products if dewatering water is found to contain these materials.
- To the extent feasible, use vegetated, upland areas of the site to infiltrate dewatering water before discharging.
- Backwash water (water used to clean any filters used as part of stormwater treatment) must be properly treated or hauled off site for disposal.
- Dewatering treatment devices shall be properly maintained as described above.

Natural Buffers

For any stormwater discharges from construction activities within 50 feet of a Waters of the United States, except for activities for water-dependent structures authorized by a Section 404 permit, the permittee shall:
(i) Provide a 50-foot undisturbed natural buffer between the construction activity and the Waters of the United States; or
(ii) Provide additional erosion and sediment controls within that area.

TABLE 1

ACTION	RESPONSIBLE PARTY
Provide qualified personnel for weekly and 0.5 inch rain event inspections	Contractor ☐ Permittee/Owner ☒
Install and maintain erosion control practices and address Corrective Actions	Contractor ☒

Actual size to read at scale
2 IN
1 IN
0 IN

ARCHITECTS:

STR Partners, LLC
350 West Ontario Street | Suite 200
Chicago, IL 60654

T: 312.464.1444
www.strpartners.com

- CONSTRUCTION MANAGER
PEPPER CONSTRUCTION COMPANY
411 N Lake Zurich Rd
Barrington, IL 60010
(847) 381-2760

- CIVIL ENGINEERING/LANDSCAPE ARCHITECTURE
GEWALT HAMILTON ASSOCIATES
625 Forest Edge Drive
Vernon Hills, IL 60061
(847) 478-9700

- STRUCTURAL ENGINEERING
SHEFFEE LULKIN AND ASSOCIATES
4211 Main St
Skokie, IL 60076
(847) 677-8600

- MEP/FP ENGINEERING
CS2 DESIGN GROUP, LLC
837 Oakton St
Elk Grove Village, IL 60007
(847) 981-1880

KEY PLAN

SCOPE DOCUMENT

This sheet is one drawing within a complete set of documents and shall not be considered separately from the Drawings as a whole. The Drawings indicate general scope of project in terms of architectural design concept, building dimensions, major architectural elements, and types of structural, mechanical, and electrical systems. As Scope Documents, the Drawings do not necessarily indicate / describe all work required for full performance and completion of requirements of the Construction Documents. On the basis of the general scope indicated or described, the Contractor shall furnish all items required for proper execution and completion of the Work.

Copyright Notice, Copyright © 2024 STR PARTNERS, LLC

The information in this document is the intellectual property of STR Partners, LLC. It is intended solely for use by the Client during only this specific project. Reproduction of any portion of this document for any purpose other than for its intended use is not permitted without specific written permission of STR Partners, LLC.

PROJECT

D214 BGHS ATHLETIC FIELD RENOVATIONS PHASE 2
1100 W Dundee Road
Buffalo Grove, IL 60089

Township High School District 214
2121 South Goebbert Road
Arlington Heights, IL 60005

CLIENT PROJECT NUMBER

STR PROJECT NUMBER
24016

DRAWING DATES

NUMBER	DATE	COMMENTS
5	FEB 10, 2025	BULLETIN #1
4	JAN 31, 2025	ISSUE FOR CONSTRUCTION
3	OCT 4, 2024	ADDENDUM #2
2	SEPT 27, 2024	ADDENDUM #1
3	AUG 30, 2024	ISSUE FOR BID
2	JULY 23, 2024	50% CONSTRUCTION DOCUMENTS
1	MAY 17, 2024	75% DD REVIEW AND ESTIMATE

DRAWING TITLE

STORMWATER POLLUTION PREVENTION PLAN NOTES

SHEET NUMBER

C4.0

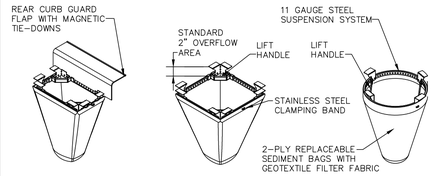

TYPICAL CURB BOX INLET FILTER | **TYPICAL FLAT/RECTANGULAR/ROLLED CURB INLET FILTER** | **TYPICAL ROUND INLET FILTER**

Material Property	Test Method	Value (min. ave.)	
> Inner Filter Bag Specs ($2ft^2$min val)		Non-Woven	Woven Mono
Grab Tensile	ASTM D 4632	100 lbs	200 lbs
Puncture Strength	ASTM D 4833	65 lbs	90 lbs
Trapezoidal Tear	ASTM D 4535	45 lbs	75 lbs
UV Resistance	ASTM D 4355	70% at 500 hrs	90%
App Open Size (AOS)	ASTM D 4751	40 sieve (.212 mm)	60 sieve (.425 mm)
Permittivity	ASTM D 4491	2.0/sec.	2.1/sec
Water Flow Rate	ASTM D 4491	145 gpm/sqft.	145gpm/sqft
> Polyester Outer Reinforcement Bag Specifications			
Weight	ASTM D 3776	4.55 oz/sqyd +/-15%	
Thickness	ASTM D 1777	.040 +/- .005	
> Frame Construction			
A36 Structural Steel; 11 Gauge, Zinc Plated	ASTM A 576	Tensile Strength > 58,000 psi Yield Strength > 36,000 psi	

MAINTENANCE
1. CLEAN OUT AFTER EVERY RAIN EVENT

ACCEPTABLE MANUFACTURER'S AS LISTED BELOW:

1. INLET & PIPE PROTECTION, INC. Naperville, IL 60564 847 722-0690
2. MARATHON MATERIALS, INC. Plainfield, IL 60544 800-983-9493

03.15.2016

INLET FILTER BASKET DETAIL

NOTES:

1. PREPARE SOIL BEFORE INSTALLING ROLLED EROSION CONTROL PRODUCTS (RECP'S), INCLUDING ANY NECESSARY APPLICATION OF LIME, FERTILIZER, AND SEED.
2. BEGIN AT THE TOP OF THE SLOPE BY ANCHORING THE RECP'S IN A 6" (15 CM) WIDE TRENCH WITH APPROXIMATELY 12" (30 CM) APART IN THE BOTTOM OF THE TRENCH. BACKFILL AND COMPACT THE TRENCH AFTER STAPLING. APPLY SEED TO COMPACTED SOIL AND FOLD REMAINING 12" (30 CM) PORTION OF RECP'S BACK OVER SEED AND COMPACTED SOIL. SECURE RECP'S OVER COMPACTED SOIL WITH A ROW OF STAPLES/STAKES SPACED APPROXIMATELY 12" (30 CM) APART ACROSS THE WIDTH OF THE RECP'S.
3. ROLL THE RECP'S (A.) DOWN OR (B.) HORIZONTALLY ACROSS THE SLOPE. RECP'S WILL UNROLL WITH APPROPRIATE SIDE AGAINST SOIL SURFACE. ALL RECP'S MUST BE SECURELY FASTENED TO SOIL SURFACE BY PLACING STAPLES/STAKES IN APPROPRIATE LOCATIONS AS SHOWN IN THE STAPLE PATTERN GUIDE. WHEN USING THE DOT SYSTEM, STAPLES/STAKES SHOULD BE PLACED THROUGH EACH OF THE COLORED DOTS CORRESPONDING TO THE APPROPRIATE STAPLE PATTERN.
4. THE EDGES OF PARALLEL RECP'S MUST BE STAPLED WITH APPROXIMATELY 2"-5" (5 CM - 12.5 CM) OVERLAP DEPENDING ON RECP'S TYPE.
5. CONSECUTIVE RECP'S SPLICED DOWN THE SLOPE MUST BE PLACED END OVER END (SHINGLE STYLE) WITH AN APPROXIMATE 3" (7.5 CM) OVERLAP. STAPLE THROUGH OVERLAPPED AREA, APPROXIMATELY 12" (30 CM) APART ACROSS ENTIRE RECP'S WIDTH.

NOTE:

*IN LOOSE SOIL, CONDITIONS, THE USE OF STAPLE OR STAKE LENGTHS GREATER THAN 6" (15 CM) MAY BE NECESSARY TO PROPERLY SECURE THE RECP'S.

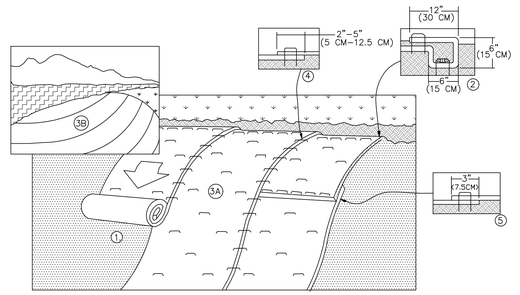

STAPLE PLACEMENTS SHOWN FOR ILLUSTRATIVE PURPOSES ONLY. SEE STAPLE PATTERN GUIDES FOR ACTUAL RECOMMENDED PLACEMENTS.

03.15.2016

EROSION CONTROL BLANKET SLOPE INSTALLATION

NOTES:

1. WORDING IS TO BE PLACED ON WATERPROOF MATERIAL OR ENCLOSED WITHIN A WATERPROOF ENCASEMENT.
2. THE SIGN SHALL BE FASTENED TO THE POSTS AT A MINIMUM OF SIX (6) LOCATIONS WITH STAINLESS STEEL HARDWARE.
3. THE SIGN SHALL BE POSTED AT THE MAIN ENTRANCE TO THE CONSTRUCTION SITE. IF THE ENTRANCE LOCATION IS RELOCATED, THE SWPPP SIGNAGE SHALL ALSO BE RELOCATED.

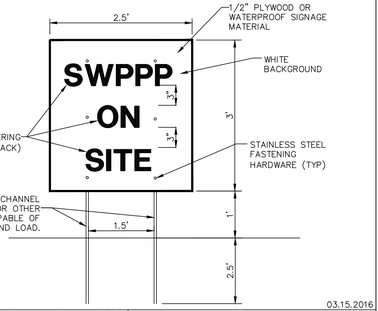

03.15.2016

SWPPP SIGNAGE

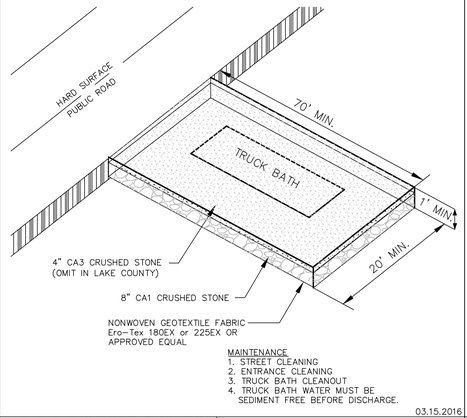

MAINTENANCE
1. STREET CLEANING
2. ENTRANCE CLEANING
3. TRUCK BATH CLEANOUT
4. TRUCK BATH WATER MUST BE SEDIMENT FREE BEFORE DISCHARGE.

03.15.2016

TEMPORARY CONSTRUCTION ENTRANCE

NOTES

1. ACTUAL LAYOUT DETERMINED IN FIELD.
2. THE CONCRETE WASHOUT SIGN SHALL BE INSTALLED WITHIN 30 FT. OF THE TEMPORARY CONCRETE WASHOUT FACILITY.
3. CONCRETE WASHOUT SHOULD NOT BE ALLOWED IN STREET OR TO REACH A STORM WATER DRAINAGE SYSTEM OR WATERCOURSE.
4. CONCRETE WASHOUT AREA TO BE LOCATED AT LEAST 10' BEHIND CURB IF ADJACENT TO A PAVED ROAD.
5. IF USING STRAW BALES, STAKE IN PLACE USING (2) 2"X2"X4' WOODEN STAKES.
6. STRAW BALES SHALL BE TRENCHED IN 3".
7. CONCRETE WASHOUT DUMPSTER MAY BE USED IN LIEU OF CONSTRUCTION ONE AS DETAILED.

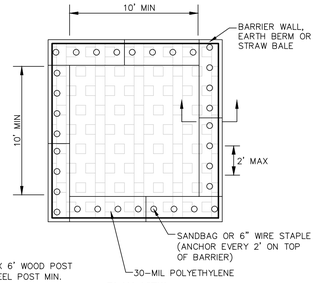

PLAN VIEW

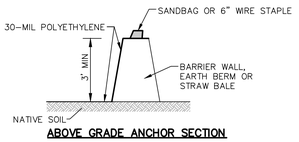

ABOVE GRADE ANCHOR SECTION

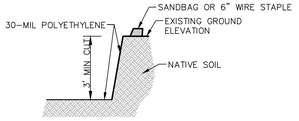

SUBGRADE ANCHOR SECTION

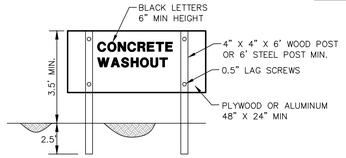

CONCRETE WASHOUT SIGN DETAIL (OR EQUIVALENT)

MAINTENANCE:

1. DRIED CONCRETE WASTE SHALL BE PICKED UP AND DISPOSED OF PROPERLY WHEN 75% OF CAPACITY IS REACHED.
2. HARDENED CONCRETE CAN BE PROPERLY RECYCLED AND REUSED ONSITE OR HAULED OFF-SITE TO AN APPROPRIATE FACILITY.

03.15.2016

CONCRETE WASHOUT

Stabilization Type:	JAN	FEB	MAR	APR	MAY	JUN	JUL	AUG	SEP	OCT	NOV	DEC
Permanent Seeding			A			X	X	X	X	X		
Dormant Seeding	B											B
Temporary Seeding			C			X	X	X	X	X		
Sodding			E	X	X							
Mulching	F											

A = KENTUCKY BLUEGRASS @ 90 LBS/AC. MIXED WITH PERENNIAL RYEGRASS @ 30 LBS/AC.
B = KENTUCKY BLUEGRASS @ 135 LBS/AC. MIXED WITH PERENNIAL RYEGRASS @ 45 LBS/AC.
C = SPRING OATS @ 100 LBS/AC.
D = WHEAT OR CEREAL RYE @ 150 LBS/AC.
E = SOD
F = STRAW MULCH (HYDROMULCH OR USE STRAW BLANKET) @ 2 TONS/AC.
XXX = IRRIGATION NEEDED

IRRIGATION SHOULD BE PROVIDED AS NECESSARY TO THOROUGHLY ESTABLISH INTENDED GROWTH.

NOTE:
SPRAYED ON PRODUCTS CANNOT BE USED NOV.-FEB.

03.15.2016

TYPICAL SOIL PROTECTION CHART

B1

CHANNEL DEWATERING DETAIL

CROSS SECTION VIEW (NOT TO SCALE)

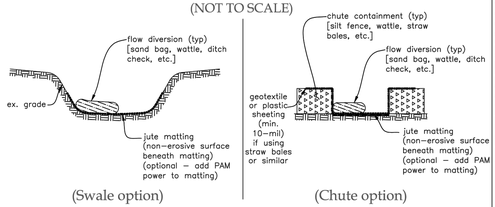

PLAN VIEW (NOT TO SCALE)

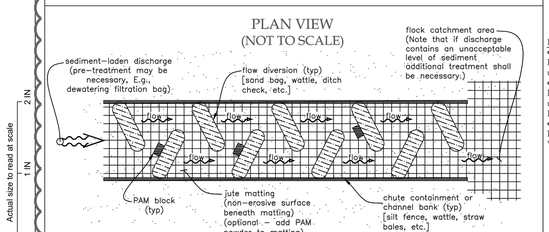

NOTES:
- This detail provides general guidance on dewatering setup options. Site and project specific details, including manufacturer recommendations should be considered.
- Perimeter Control must be entrenched and staked in unless the product is self-bedding. [compost sock, fiber rolls, or similar]
- Sediment shall be removed from the catchment area and the system restored to its original design when sediment has accumulated to cover half of the catchment area.
- Adjoining properties and discharge locations shall be protected from erosion and sedimentation.
- Ensure proper overlap where rolled perimeter control ends meet.

REFERENCES:
- Dewatering: https://illinoisurbanmanual.org/wp-content/uploads/2019/01/813-Dewatering-9-25-2018.pdf
- PAM (polyacrylamide): https://illinoisurbanmanual.org/wp-content/uploads/2018/08/PAM-for-Turbidity-Reduction-and-Sediment-Control-1.pdf
- SESC Notes: https://www.lakecountyil.gov/DocumentCenter/View/3415/SESC-Construction-Notes-2013-PDF

Date: 09/2022

1. SET POSTS AND EXCAVATE OR SLIT-TRENCH A 6-INCH DEEP TRENCH UPSLOPE ALONG THE LINE OF THE POST
2. ATTACH AASHTO GEOTEXTILE FILTER FABRIC TO EACH POST WITH A MINIMUM OF 3(THREE) FASTENERS PER POST AND EXTEND TO THE BOTTOM OF THE TRENCH. ACCEPTABLE FASTENERS INCLUDE STAPLES, ZIP-TIES, OR WIRE TIES.
3. BACKFILL AND COMPACT THE EXCAVATED SPOIL MATERIALS

PROPERTY	TEST PROCEDURE	
Grab Elongation		
Machine Direction	ASTM D-4533	123 lbs
X-Machine Direction	ASTM D-4833	101 lbs
Permittivity	ASTM D-4491	0.05 sec^{-1}
A.S.O.	ASTM D-4751	30 u.s. Sieve
UV Stability	ASTM D-4355	70%

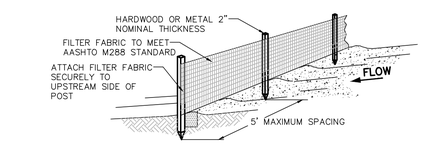

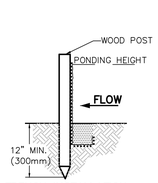

TRENCH INSTALLATION

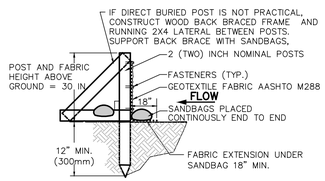

INSTALLATION WITHOUT TRENCHING

03.15.2016

SILT FENCE INSTALLATION DETAIL

NOTES:

1. DO NOT SCALE DRAWING.
2. REFER TO MANUFACTURER'S PRODUCT SPECIFICATIONS TO ENSURE QUALITY OF THE PRODUCTS

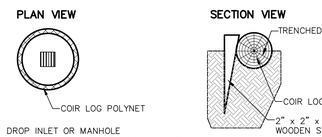

DROP INLET OR MANHOLE
INLET PROTECTION FOR DROP INLETS OR MANHOLES

* USE 9LB DENSITY 12" DIAMETER, 20' LONG COIR LOG POLYNET FOR STANDARD CIRCULAR DRAINAGE STRUCTURES. PLACE THE COIR LOG AROUND THE STRUCTURE AND JOIN THE ENDS TOGETHER WITH COIR TWINE. USE 2"x2"x24" WOODEN STAKES SPACED 3' APART TO HOLD DOWN LOG POLYNET.

MAINTENANCE
1. CLEAN OUT SEDIMENT BEHIND LOG WHEN ½ FULL
2. RESECURE LOOSE LOGS
3. REPLACE LOGS AS NEEDED
4. REMOVE WHEN NOT NEEDED

03.15.2016

COIR ROLL DETAIL INLET PROTECTION

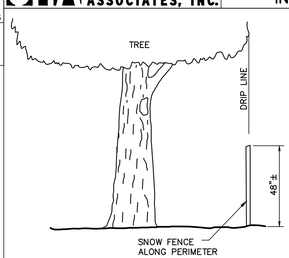

ELEVATION

NOTES:

1. EXISTING TREES TO BE PROTECTED SHALL HAVE SNOW FENCE INSTALLED AT THE DRIP LINE OF THE TREE TO PREVENT THE STOCKPILING OF EXCAVATED OR CONSTRUCTION MATERIALS UNDER THE TREE, AND PROHIBIT VEHICULAR TRAFFIC OR EXCESSIVE FOOT TRAFFIC WITHIN THE DRIP LINE.
2. SNOW FENCE SHALL BE WEBBED HDPE CONSTRUCTION FENCING, COLORED ORANGE AND SUPPORTED WITH STEEL "TEE" POSTS SET AT MAX. 15' INTERVALS, OR AS REQUIRED TO MAINTAIN THE FENCE IN AN UPRIGHT POSITION THROUGHOUT THE TERM OF CONSTRUCTION, IN CONFORMANCE WITH SECTION 201.05a OF THE HIGHWAY STANDARDS.
3. TREES THAT MAY BE DAMAGED BY CONSTRUCTION OPERATIONS SHALL BE REPAIRED OR REPLACED IN A MANNER ACCEPTABLE TO THE VILLAGE.

03.15.2016

TREE PROTECTION FENCING DETAIL

STR

ARCHITECTS:

STR Partners, LLC
350 West Ontario Street | Suite 200
Chicago, IL 60654

T: 312.464.1444
www.strpartners.com

- CONSTRUCTION MANAGER
  PEPPER CONSTRUCTION COMPANY
  411 N Lake Zurich Rd
  Barrington, IL 60010
  (847) 381-2760
- CIVIL ENGINEERING/LANDSCAPE ARCHITECTURE
  GEWALT HAMILTON ASSOCIATES
  625 Forest Edge Drive
  Vernon Hills, IL 60061
  (847) 478-9700
- STRUCTURAL ENGINEERING
  SHEFFEE LULKIN AND ASSOCIATES
  4211 Main St
  Skokie, IL 60076
  (847) 677-8600
- MEP/FP ENGINEERING
  CS2 DESIGN GROUP, LLC
  837 Oakton St
  Elk Grove Village, IL 60007
  (847) 981-1880

KEY PLAN

DONALD E. MATTHEWS 062-040808 REGISTERED PROFESSIONAL ENGINEER OF ILLINOIS

SCOPE DOCUMENT

This sheet is one drawing within a complete set of documents and shall not be considered separately from the Drawings as a whole. The Drawings indicate general scope of project in terms of architectural design concept, building dimensions, major architectural elements, and types of structural, mechanical, and electrical systems. As Scope Documents, the Drawings do not necessarily indicate / describe all work required for full performance and completion of requirements of the Construction Documents. On the basis of the general scope indicated or described, the Contractor shall furnish all items required for proper execution and completion of the Work.

Copyright Notice, Copyright © 2024 STR PARTNERS, LLC

The information in this document is the intellectual property of STR Partners, LLC. It is intended solely for use by the Client during only this specific project. Reproduction of any portion of this document for any purpose other than for its intended use is not permitted without specific written permission of STR Partners, LLC.

PROJECT

D214 BGHS ATHLETIC FIELD RENOVATIONS PHASE 2
1100 W Dundee Road
Buffalo Grove, IL 60089

Township High School District 214
2121 South Goebbert Road
Arlington Heights, IL 60005

CLIENT PROJECT NUMBER

STR PROJECT NUMBER
24016

DRAWING DATES

NUMBER	DATE	COMMENTS
B1	FEB 10, 2025	BULLETIN #1
4	JAN 31, 2025	ISSUE FOR CONSTRUCTION
2	OCT 4, 2024	ADDENDUM #2
1	SEPT 27, 2024	ADDENDUM #1
3	AUG 30, 2024	ISSUE FOR BID
2	JULY 23, 2024	50% CONSTRUCTION DOCUMENTS
1	MAY 17, 2024	75% DD REVIEW AND ESTIMATE

DRAWING TITLE

STORMWATER POLLUTION PREVENTION PLAN DETAILS

SHEET NUMBER

C4.1

A. REFERENCED SPECIFICATIONS

1. ALL CONSTRUCTION SHALL BE IN ACCORDANCE WITH THE APPLICABLE SECTIONS OF THE FOLLOWING, EXCEPT AS MODIFIED HEREIN OR ON THE PLANS:
   * STANDARD SPECIFICATIONS FOR ROAD AND BRIDGE CONSTRUCTION (LATEST EDITION), BY THE ILLINOIS DEPARTMENT OF TRANSPORTATION (IDOT SS) FOR ALL IMPROVEMENTS EXCEPT SANITARY SEWER AND WATER MAIN CONSTRUCTION;
   * STANDARD SPECIFICATIONS FOR WATER AND SEWER MAIN CONSTRUCTION IN ILLINOIS, LATEST EDITION (SSWS) FOR SANITARY SEWER AND WATER MAIN CONSTRUCTION;
   * VILLAGE OF BUFFALO GROVE MUNICIPAL CODE;
   * THE METROPOLITAN WATER RECLAMATION DISTRICT OF GREATER CHICAGO (MWRD) WATERSHED MANAGEMENT ORDINANCE AND TECHNICAL GUIDANCE MANUAL;
   * IN CASE OF CONFLICT BETWEEN THE APPLICABLE ORDINANCES NOTED, THE MORE STRINGENT SHALL TAKE PRECEDENCE AND SHALL CONTROL ALL CONSTRUCTION.

B. NOTIFICATIONS

1. THE MWRD LOCAL SEWER SYSTEMS SECTION FIELD OFFICE MUST BE NOTIFIED AT LEAST TWO (2) WORKING DAYS PRIOR TO THE COMMENCEMENT OF ANY WORK (CALL 708-588-4055 OR SEND EMAIL NOTIFICATION WITH PROJECT NAME, LOCATION AND PERMIT NUMBER TO WMOJOBSTART@MWRD.ORG).

2. THE VILLAGE OFBUFFALO GROVE ENGINEERING DEPARTMENT AND PUBLIC MUST BE NOTIFIED AT LEAST 24 HOURS PRIOR TO THE START OF CONSTRUCTION AND PRIOR TO EACH PHASE OF WORK. CONTRACTOR SHALL DETERMINE ITEMS REQUIRING INSPECTION PRIOR TO START OF CONSTRUCTION OR EACH WORK PHASE.

3. THE CONTRACTOR SHALL NOTIFY ALL UTILITY COMPANIES PRIOR TO BEGINNING CONSTRUCTION FOR THE EXACT LOCATIONS OF UTILITIES AND FOR THEIR PROTECTION DURING CONSTRUCTION. IF EXISTING UTILITIES ARE ENCOUNTERED THAT CONFLICT IN LOCATION WITH NEW CONSTRUCTION, IMMEDIATELY NOTIFY THE ENGINEER SO THAT THE CONFLICT CAN BE RESOLVED. CALL J.U.L.I.E. AT 1-800-892-0123.

C. GENERAL NOTES

1. ALL ELEVATIONS SHOWN ON PLANS REFERENCE THE NORTH AMERICAN VERTICAL DATUM OF 1988 (NAVD88). CONVERSION FACTOR IS ___0.0___ FT.

2. MWRD, THE MUNICIPALITY AND THE OWNER OR OWNER'S REPRESENTATIVE SHALL HAVE THE AUTHORITY TO INSPECT, APPROVE, AND REJECT THE CONSTRUCTION IMPROVEMENTS.

3. THE CONTRACTOR(S) SHALL INDEMNIFY THE OWNER, ENGINEER, MUNICIPALITY, MWRD, AND THEIR AGENTS, ETC., FROM ALL LIABILITY INVOLVED WITH THE CONSTRUCTION, INSTALLATION, OR TESTING OF THIS WORK ON THE PROJECT.

4. THE PROPOSED IMPROVEMENTS MUST BE CONSTRUCTED IN ACCORDANCE WITH THE ENGINEERING PLANS AS APPROVED BY MWRD AND THE MUNICIPALITY UNLESS CHANGES ARE APPROVED BY MWRD, THE MUNICIPALITY, OR AUTHORIZED AGENT. THE CONSTRUCTION DETAILS, AS PRESENTED ON THE PLANS, MUST BE FOLLOWED. PROPER CONSTRUCTION TECHNIQUES MUST BE FOLLOWED ON THE IMPROVEMENTS INDICATED ON THE PLANS.

5. THE LOCATION OF VARIOUS UNDERGROUND UTILITIES WHICH ARE SHOWN ON THE PLANS ARE FOR INFORMATION ONLY AND REPRESENT THE BEST KNOWLEDGE OF THE ENGINEER. VERIFY LOCATIONS AND ELEVATIONS PRIOR TO BEGINNING THE CONSTRUCTION OPERATIONS.

6. ANY EXISTING PAVEMENT, SIDEWALK, DRIVEWAY, ETC., DAMAGED DURING CONSTRUCTION OPERATIONS AND NOT CALLED FOR TO BE REMOVED SHALL BE REPLACED AT THE EXPENSE OF THE CONTRACTOR.

7. MATERIAL AND COMPACTION TESTING SHALL BE PERFORMED IN ACCORDANCE WITH THE REQUIREMENTS OF THE MUNICIPALITY, MWRD, AND OWNER.

8. THE UNDERGROUND CONTRACTOR SHALL MAKE ALL NECESSARY ARRANGEMENTS TO NOTIFY ALL INSPECTION AGENCIES.

9. ALL NEW AND EXISTING UTILITY STRUCTURES ON SITE AND IN AREAS DISTURBED DURING CONSTRUCTION SHALL BE ADJUSTED TO FINISH GRADE PRIOR TO FINAL INSPECTION.

10. RECORD DRAWINGS SHALL BE KEPT BY THE CONTRACTOR AND SUBMITTED TO THE ENGINEER AS SOON AS UNDERGROUND IMPROVEMENTS ARE COMPLETED. FINAL PAYMENTS TO THE CONTRACTOR SHALL BE HELD UNTIL THEY ARE RECEIVED. ANY CHANGES IN LENGTH, LOCATION OR ALIGNMENT SHALL BE SHOWN IN RED. ALL WYES OR BENDS SHALL BE LOCATED FROM THE DOWNSTREAM MANHOLE. ALL VALVES, B-BOXES, TEES OR BENDS SHALL BE TIED TO A FIRE HYDRANT.

D. SANITARY SEWER

1. THE CONTRACTOR SHALL TAKE MEASURES TO PREVENT ANY POLLUTED WATER, SUCH AS GROUND AND SURFACE WATER, FROM ENTERING THE EXISTING SANITARY SEWERS.

2. A WATER-TIGHT PLUG SHALL BE INSTALLED IN THE DOWNSTREAM SEWER PIPE AT THE POINT OF SEWER CONNECTION PRIOR TO COMMENCING ANY SEWER CONSTRUCTION. THE PLUG SHALL REMAIN IN PLACE UNTIL REMOVAL IS AUTHORIZED BY THE MUNICIPALITY AND/OR MWRD AFTER THE SEWERS HAVE BEEN TESTED AND ACCEPTED.

3. DISCHARGING ANY UNPOLLUTED WATER INTO THE SANITARY SEWER SYSTEM FOR THE PURPOSE OF SEWER FLUSHING OF LINES FOR THE DEFLECTION TEST SHALL BE PROHIBITED WITHOUT PRIOR APPROVAL FROM THE MUNICIPALITY OR MWRD.

4. ALL SANITARY SEWER CONSTRUCTION SHALL BE IN ACCORDANCE WITH THE STANDARD SPECIFICATIONS FOR WATER AND SEWER MAIN CONSTRUCTION IN ILLINOIS (LATEST EDITION).

5. ALL FLOOR DRAINS SHALL DISCHARGE TO THE SANITARY SEWER SYSTEM.

6. ALL DOWNSPOUTS AND FOOTING DRAINS SHALL DISCHARGE TO THE STORM SEWER SYSTEM.

7. ALL SANITARY SEWER PIPE MATERIALS AND JOINTS (AND STORM SEWER PIPE MATERIALS AND JOINTS IN A COMBINED SEWER AREA) SHALL CONFORM TO THE FOLLOWING:

PIPE MATERIAL	PIPE SPECIFICATIONS	JOINT SPECIFICATIONS
VITRIFIED CLAY PIPE	ASTM C-700	ASTM C-425
REINFORCED CONCRETE SEWER PIPE	ASTM C-76	ASTM C-443
CAST IRON SOIL PIPE	ASTM A-74	ASTM C-564
DUCTILE IRON PIPE	ANSI A21.51	ANSI A21.11
POLYVINYL CHLORIDE (PVC) PIPE		
6-INCH TO 15-INCH DIAMETER SDR 26	ASTM D-3034	ASTM D-3212
18-INCH TO 27-INCH DIAMETER F/DY=46	ASTM F-679	ASTM D-3212
HIGH DENSITY POLYETHYLENE (HDPE)	ASTM D-3350 ASTM D-3035	ASTM D-3261,F-2620 (HEAT FUSION) ASTM D-3212,F-477 (GASKETED)
WATER MAIN QUALITY PVC		
4-INCH TO 36-INCH	ASTM D-2241	ASTM D-3139
4-INCH TO 12-INCH	AWWA C900	ASTM D-3139
14-INCH TO 48-INCH	AWWA C905	ASTM D-3139

THE FOLLOWING MATERIALS ARE ALLOWED ON A QUALIFIED BASIS SUBJECT TO DISTRICT REVIEW AND APPROVAL PRIOR TO PERMIT ISSUANCE. A SPECIAL CONDITION WILL BE ADDED TO THE PERMIT WHEN THE PIPE MATERIAL BELOW IS USED FOR SEWER CONSTRUCTION OR A CONNECTION IS MADE.

PIPE MATERIAL	PIPE SPECIFICATIONS	JOINT SPECIFICATIONS
POLYPROPYLENE (PP) PIPE		
12-INCH TO 24-INCH DOUBLE WALL	ASTM F-2736	D-3212, F-477
30-INCH TO 60-INCH TRIPLE WALL	ASTM F-2764	D3212, F-477

8. ALL SANITARY SEWER CONSTRUCTION (AND STORM SEWER CONSTRUCTION IN COMBINED SEWER AREAS), REQUIRES STONE BEDDING WITH STONE ¼ " TO 1" IN SIZE, WITH MINIMUM BEDDING THICKNESS EQUAL TO ⅛ THE OUTSIDE DIAMETER OF THE SEWER PIPE, BUT NOT LESS THAN FOUR (4) INCHES NOR MORE THAN EIGHT (8) INCHES. MATERIAL SHALL BE CA-7, CA-11 OR CA-13 AND SHALL BE EXTENDED AT LEAST 12" ABOVE THE TOP OF THE PIPE WHEN USING PVC.

9. NON-SHEAR FLEXIBLE-TYPE COUPLINGS SHALL BE USED IN THE CONNECTION OF SEWER PIPES OF DISSIMILAR PIPE MATERIALS.

10. ALL MANHOLES SHALL BE PROVIDED WITH BOLTED, WATERTIGHT COVERS. SANITARY LIDS SHALL BE CONSTRUCTED WITH A CONCEALED PICKHOLE AND WATERTIGHT GASKET WITH THE WORD "SANITARY" CAST INTO THE LID.

11. WHEN CONNECTING TO AN EXISTING SEWER MAIN BY MEANS OTHER THAN AN EXISTING WYE, TEE, OR AN EXISTING MANHOLE, ONE OF THE FOLLOWING METHODS SHALL BE USED:
    a) A CIRCULAR SAW-CUT OF SEWER MAIN BY PROPER TOOLS ("SHEWER-TAP" MACHINE OR SIMILAR) AND PROPER INSTALLATION OF HUBWYE SADDLE OR HUB-TEE SADDLE.
    b) REMOVE AN ENTIRE SECTION OF PIPE (BREAKING ONLY THE TOP OF ONE BELL) AND REPLACE WITH A WYE OR TEE BRANCH SECTION.
    c) WITH PIPE CUTTER, NEATLY AND ACCURATELY CUT OUT DESIRED LENGTH OF PIPE FOR INSERTION OF PROPER FITTING, USING "BAND SEAL" OR SIMILAR COUPLINGS TO HOLD IT FIRMLY IN PLACE.

12. WHENEVER A SANITARY/COMBINED SEWER CROSSES UNDER A WATERMAIN, THE MINIMUM VERTICAL DISTANCE FROM THE TOP OF THE SEWER TO THE BOTTOM OF THE WATERMAIN SHALL BE 18 INCHES. FURTHERMORE, A MINIMUM HORIZONTAL DISTANCE OF 10 FEET BETWEEN SANITARY/COMBINED SEWERS AND WATERMAINS SHALL BE MAINTAINED UNLESS: THE SEWER IS LAID IN A SEPARATE TRENCH, KEEPING A MINIMUM 18" VERTICAL SEPARATION; OR THE SEWER IS LAID IN THE SAME TRENCH WITH THE WATERMAIN LOCATED AT THE OPPOSITE SIDE ON A BENCH OF UNDISTURBED EARTH, KEEPING A MINIMUM 18" VERTICAL SEPARATION. IF EITHER THE VERTICAL OR HORIZONTAL DISTANCES DESCRIBED CANNOT BE MAINTAINED, OR THE SEWER CROSSES ABOVE THE WATER MAIN, THE SEWER SHALL BE CONSTRUCTED TO WATER MAIN STANDARDS OR IT SHALL BE ENCASED WITH A WATER MAIN QUALITY CARRIER PIPE WITH THE ENDS SEALED.

13. ALL EXISTING SEPTIC SYSTEMS SHALL BE ABANDONED. ABANDONED TANKS SHALL BE FILLED WITH GRANULAR MATERIAL OR REMOVED.

14. ALL SANITARY MANHOLES, (AND STORM MANHOLES IN COMBINED SEWER AREAS), SHALL HAVE A MINIMUM INSIDE DIAMETER OF 48 INCHES, AND SHALL BE CAST IN PLACE OR PRE-CAST REINFORCED CONCRETE.

15. ALL SANITARY MANHOLES, (AND STORM MANHOLES IN COMBINED SEWER AREAS), SHALL HAVE PRECAST "RUBBER BOOTS" THAT CONFORM TO ASTM C-923 FOR ALL PIPE CONNECTIONS. PRECAST SECTIONS SHALL CONSIST OF MODIFIED GROOVE TONGUE AND RUBBER GASKET TYPE JOINTS.

16. ALL ABANDONED SANITARY SEWERS SHALL BE PLUGGED AT BOTH ENDS WITH AT LEAST 2 FEET LONG NON-SHRINK CONCRETE OR MORTAR PLUG.

17. EXCEPT FOR FOUNDATION/FOOTING DRAINS PROVIDED TO PROTECT BUILDINGS, OR PERFORATED PIPES ASSOCIATED WITH VOLUME CONTROL FACILITIES, DRAIN TILES/FIELD TILES/UNDERDRAINS/PERFORATED PIPES ARE NOT ALLOWED TO BE CONNECTED TO OR TRIBUTARY TO COMBINED SEWERS, SANITARY SEWERS, OR STORM SEWERS TRIBUTARY TO COMBINED SEWERS IN COMBINED SEWER AREAS. CONSTRUCTION OF NEW FACILITIES OF THIS TYPE IS PROHIBITED; AND ALL EXISTING DRAIN TILES AND PERFORATED PIPES ENCOUNTERED WITHIN THE PROJECT AREA SHALL BE PLUGGED OR REMOVED, AND SHALL NOT BE CONNECTED TO COMBINED SEWERS, SANITARY SEWERS, OR STORM SEWERS TRIBUTARY TO COMBINED SEWERS.

18. A BACKFLOW PREVENTER IS REQUIRED FOR ALL DETENTION BASINS TRIBUTARY TO COMBINED SEWERS. REQUIRED BACKFLOW PREVENTERS SHALL BE INSPECTED AND EXERCISED ANNUALLY BY THE PROPERTY OWNER TO ENSURE PROPER OPERATION, AND ANY NECESSARY MAINTENANCES SHALL BE PERFORMED TO ENSURE FUNCTIONALITY. IN THE EVENT OF A SEWER SURCHARGE INTO AN OPEN DETENTION BASIN TRIBUTARY TO COMBINED SEWERS, THE PERMITTEE SHALL ENSURE THAT CLEAN UP AND WASH OUT OF SEWAGE TAKES PLACE WITHIN 48 HOURS OF THE STORM EVENT.

E. EROSION AND SEDIMENT CONTROL

1. THE CONTRACTOR SHALL INSTALL THE EROSION AND SEDIMENT CONTROL DEVICES AS SHOWN ON THE APPROVED EROSION AND SEDIMENT CONTROL PLAN.

2. EROSION AND SEDIMENT CONTROL PRACTICES SHALL BE FUNCTIONAL PRIOR TO HYDROLOGIC DISTURBANCE OF THE SITE.

3. ALL DESIGN CRITERIA, SPECIFICATIONS, AND INSTALLATION OF EROSION AND SEDIMENT CONTROL PRACTICES SHALL BE IN ACCORDANCE WITH THE ILLINOIS URBAN MANUAL.

4. A COPY OF THE APPROVED EROSION AND SEDIMENT CONTROL PLAN SHALL BE MAINTAINED ON THE SITE AT ALL TIMES.

5. INSPECTIONS AND DOCUMENTATION SHALL BE PERFORMED, AT A MINIMUM:
    a) UPON COMPLETION OF INITIAL EROSION AND SEDIMENT CONTROL MEASURES, PRIOR TO ANY SOIL DISTURBANCE.
    b) ONCE EVERY SEVEN (7) CALENDAR DAYS AND WITHIN 24 HOURS OF THE END OF A STORM EVENT WITH GREATER THAN 0.5 INCH OF RAINFALL OR LIQUID EQUIVALENT PRECIPITATION.

6. SOIL DISTURBANCE SHALL BE CONDUCTED IN SUCH A MANNER AS TO MINIMIZE EROSION. IF STRIPPING, CLEARING, GRADING, OR LANDSCAPING ARE TO BE DONE IN PHASES, THE CO-PERMITTEE SHALL PLAN FOR APPROPRIATE SOIL EROSION AND SEDIMENT CONTROL MEASURES.

7. A STABILIZED MAT OF CRUSHED STONE MEETING THE STANDARDS OF THE ILLINOIS URBAN MANUAL SHALL BE INSTALLED AT ANY POINT WHERE TRAFFIC WILL BE ENTERING OR LEAVING A CONSTRUCTION SITE. SEDIMENT OR SOIL REACHING AN IMPROVED PUBLIC RIGHT-OF-WAY, STREET, ALLEY OR PARKING AREA SHALL BE REMOVED BY SCRAPING OR STREET CLEANING AS ACCUMULATIONS WARRANT AND TRANSPORTED TO A CONTROLLED SEDIMENT DISPOSAL AREA.

8. CONCRETE WASHOUT FACILITIES SHALL BE CONSTRUCTED IN ACCORDANCE WITH THE ILLINOIS URBAN MANUAL AND SHALL BE INSTALLED PRIOR TO ANY ON SITE CONSTRUCTION ACTIVITIES INVOLVING CONCRETE.

9. MORTAR WASHOUT FACILITIES SHALL BE CONSTRUCTED IN ADDITION TO CONCRETE WASHOUT FACILITIES FOR ANY BRICK AND MORTAR BUILDING ENVELOPE CONSTRUCTION ACTIVITIES.

10. TEMPORARY DIVERSIONS SHALL BE CONSTRUCTED AS NECESSARY TO DIRECT ALL RUNOFF FROM HYDROLOGICALLY DISTURBED AREAS TO AN APPROPRIATE SEDIMENT TRAP OR BASIN. VOLUME CONTROL FACILITIES SHALL NOT BE USED AS TEMPORARY SEDIMENT BASINS.

11. DISTURBED AREAS OF THE SITE WHERE CONSTRUCTION ACTIVITIES HAVE TEMPORARILY OR PERMANENTLY CEASED SHALL BE STABILIZED WITH TEMPORARY OR PERMANENT MEASURES WITHIN SEVEN (7) DAYS.

12. ALL FLOOD PROTECTION AREAS AND VOLUME CONTROL FACILITIES SHALL, AT A MINIMUM, BE PROTECTED WITH A DOUBLE-ROW OF SILT FENCE (OR EQUIVALENT).

13. VOLUME CONTROL FACILITIES SHALL NOT BE CONSTRUCTED UNTIL ALL OF THE CONTRIBUTING DRAINAGE AREA HAS BEEN STABILIZED.

14. SOIL STOCKPILES SHALL, AT A MINIMUM, BE PROTECTED WITH PERIMETER SEDIMENT CONTROLS. SOIL STOCKPILES SHALL NOT BE PLACED IN FLOOD PROTECTION AREAS OR THEIR BUFFERS.

15. EARTHEN EMBANKMENT SIDE SLOPES SHALL BE STABILIZED WITH APPROPRIATE EROSION CONTROL BLANKET.

16. STORM SEWERS THAT ARE OR WILL BE FUNCTIONING DURING CONSTRUCTION SHALL BE PROTECTED BY APPROPRIATE SEDIMENT CONTROL MEASURES.

17. THE CONTRACTOR SHALL EITHER REMOVE OR REPLACE ANY EXISTING DRAIN TILES AND INCORPORATE THEM INTO THE DRAINAGE PLAN FOR THE DEVELOPMENT. DRAIN TILES CANNOT BE TRIBUTARY TO A SANITARY OR COMBINED SEWER. DRAIN TILES ALLOWED IN COMBINED SEWER AREA FOR GREEN INFRASTRUCTURE PRACTICES.

18. IF DEWATERING SERVICES ARE USED, ADJOINING PROPERTIES AND DISCHARGE LOCATIONS SHALL BE PROTECTED FROM EROSION AND SEDIMENTATION. DEWATERING SYSTEMS SHOULD BE INSPECTED DAILY DURING OPERATIONAL PERIODS. THE SITE INSPECTOR MUST BE PRESENT AT THE COMMENCEMENT OF DEWATERING ACTIVITIES.

19. THE CONTRCTOR SHALL BE RESPONSIBLE FOR TRENCH DEWATERING AND EXCAVATION FOR THE INSTALLATION OF SANITARY SEWERS, STORM SEWERS, WATERMAINS AS WELL AS THEIR SERVICES AND OTHER APPURTENANCES. ANY TRENCH DEWATERING, WHICH CONTAINS SEDIMENT SHALL PASS THROUGH A SEDIMENT SETTLING POND OR EQUALLY EFFECTIVE SEDIMENT CONTROL DEVICE. ALTERNATIVES MAY INCLUDE DEWATERING INTO A SUMP PIT, FILTER BAG OR EXISTING VEGETATED UPSLOPE AREA. SEDIMENT LADEN WATERS SHALL NOT BE DISCHARGE TO WATERWAYS, FLOOD PROTECTION AREAS OR THE COMBINED SEWER SYSTEM.

20. ALL PERMANENT EROSION CONTROL PRACTICES SHALL BE INITIATED WITHIN SEVEN (7) DAYS FOLLOWING THE COMPLETION OF SOIL DISTURBING ACTIVITIES.

21. ALL EROSION AND SEDIMENT CONTROL MEASURES SHALL BE MAINTAINED AND REPAIRED AS NEEDED ON A YEAR-ROUND BASIS DURING CONSTRUCTION AND ANY PERIODS OF CONSTRUCTION SHUTDOWN UNTIL PERMANENT STABILIZATION IS ACHIEVED.

22. ALL TEMPORARY EROSION AND SEDIMENT CONTROL MEASURES SHALL BE REMOVED WITHIN THIRTY (30) DAYS AFTER PERMANENT SITE STABILIZATION.

23. THE EROSION AND SEDIMENT CONTROL MEASURES SHOWN ON THE PLANS ARE THE MINIMUM REQUIREMENTS. ADDITIONAL MEASURES MAY BE REQUIRED, AS DIRECTED BY THE ENGINEER, SITE INSPECTOR, OR MWRD.

	TECHNICAL GUIDANCE MANUAL	10/13/2022
	MWRD GENERAL NOTES	STD. DWG. NO.18
		PAGE NO. 19

Actual size to read at scale
2 IN
1 IN
0 IN

STR

ARCHITECTS:

STR Partners, LLC
350 West Ontario Street | Suite 200
Chicago, IL 60654

T: 312.464.1444
www.strpartners.com

- CONSTRUCTION MANAGER
  PEPPER CONSTRUCTION COMPANY
  411 N Lake Zurich Rd
  Barrington, IL 60010
  (847) 381-2760
- CIVIL ENGINEERING/LANDSCAPE ARCHITECTURE
  GEWALT HAMILTON ASSOCIATES
  625 Forest Edge Drive
  Vernon Hills, IL 60061
  (847) 478-9700
- STRUCTURAL ENGINEERING
  SHEFFEE LULKIN AND ASSOCIATES
  4211 Main St
  Skokie, IL 60076
  (847) 677-8600
- MEP/FP ENGINEERING
  CS2 DESIGN GROUP, LLC
  837 Oakton St
  Elk Grove Village, IL 60007
  (847) 981-1880

KEY PLAN

SCOPE DOCUMENT

This sheet is one drawing within a complete set of documents and shall not be considered separately from the Drawings as a whole. The Drawings indicate general scope of project in terms of architectural design concept, building dimensions, major architectural elements, and types of structural, mechanical, and electrical systems. As Scope Documents, the Drawings do not necessarily indicate / describe all work required for full performance and completion of requirements of the Construction Documents. On the basis of the general scope indicated or described, the Contractor shall furnish all items required for proper execution and completion of the Work.

Copyright Notice, Copyright © 2024 STR PARTNERS, LLC

The information in this document is the intellectual property of STR Partners, LLC. It is intended solely for use by the Client during only this specific project. Reproduction of any portion of this document for any purpose other than for its intended use is not permitted without specific written permission of STR Partners, LLC.

PROJECT

D214 BGHS ATHLETIC FIELD RENOVATIONS PHASE 2
1100 W Dundee Road
Buffalo Grove, IL 60089

Township High School District 214
2121 South Goebbert Road
Arlington Heights, IL 60005

CLIENT PROJECT NUMBER

STR PROJECT NUMBER
24016

DRAWING DATES

NUMBER	DATE	COMMENTS
5	FEB 10, 2025	BULLETIN #1
4	JAN 31, 2025	ISSUE FOR CONSTRUCTION
3	OCT 4, 2024	ADDENDUM #2
2	SEPT 27, 2024	ADDENDUM #1
3	AUG 30, 2024	ISSUE FOR BID
2	JULY 23, 2024	50% CONSTRUCTION DOCUMENTS
1	MAY 17, 2024	75% DD REVIEW AND ESTIMATE

DRAWING TITLE

MWRD GENERAL NOTES

SHEET NUMBER

C5.0

GENERAL NOTES

1. ALL CONSTRUCTION SHALL BE PERFORMED ACCORDING TO THE ILLINOIS DEPARTMENT OF TRANSPORTATION "STANDARD SPECIFICATIONS FOR ROAD AND BRIDGE CONSTRUCTION" LATEST EDITION, THE "SUPPLEMENTAL SPECIFICATIONS AND RECURRING SPECIAL PROVISIONS" LATEST EDITION, THE "STANDARD SPECIFICATIONS FOR WATER AND SEWER MAIN CONSTRUCTION IN ILLINOIS" LATEST EDITION, THE ILLINOIS PLUMBING CODE, THE DETAILS IN THESE PLANS, THE CONTRACT DOCUMENTS, ALL APPLICABLE REQUIREMENTS OF THE ILLINOIS DEPARTMENT OF TRANSPORTATION, THE IEPA AND ORDINANCES OF AUTHORITIES HAVING JURISDICTION AND ALL ADDENDA THERETO.

2. EASEMENTS FOR THE EXISTING UTILITIES, BOTH PUBLIC AND PRIVATE AND UTILITIES WITHIN PUBLIC RIGHTS-OF-WAY ARE SHOWN ON THE PLANS ACCORDING TO AVAILABLE RECORDS. THE CONTRACTOR SHALL BE RESPONSIBLE FOR DETERMINING THE EXACT LOCATION IN THE FIELD OF THESE UTILITY LINES AND THEIR PROTECTION FROM DAMAGE DUE TO CONSTRUCTION OPERATIONS. IF EXISTING UTILITY LINES OF ANY NATURE ARE ENCOUNTERED WHICH CONFLICT WITH NEW CONSTRUCTION, THE CONTRACTOR SHALL NOTIFY THE ENGINEER IMMEDIATELY SO THAT THE CONFLICT MAY BE RESOLVED.

3. WHENEVER, DURING CONSTRUCTION OPERATIONS, ANY LOOSE MATERIAL IS DEPOSITED IN THE FLOW LINE OF GUTTERS, DRAINAGE STRUCTURES, DITCHES, ETC. SUCH THAT THE NATURAL FLOW LINE OF WATER IS OBSTRUCTED, THE LOOSE MATERIAL WILL BE REMOVED AT THE CLOSE OF EACH WORKING DAY. AT THE CONCLUSION OF CONSTRUCTION OPERATIONS, ALL DRAINAGE STRUCTURES AND FLOW LINES SHALL BE FREE FROM DIRT AND DEBRIS. THIS WORK SHALL BE CONSIDERED INCLUDED IN THE CONTRACT. THE CONTRACTOR'S FAILURE TO PROVIDE THE ABOVE WILL PRECLUDE ANY POSSIBLE ADDED COMPENSATION REQUESTED DUE TO DELAYS OR UNSUITABLE MATERIALS CREATED AS A RESULT THEREOF.

4. THE CONTRACTOR SHALL VERIFY ALL DIMENSIONS AND EXISTING CONDITIONS AFFECTING THEIR WORK WITH THE ACTUAL CONDITIONS AT THE JOB SITE PRIOR TO ORDERING MATERIALS. IN ADDITION, THE CONTRACTOR MUST VERIFY THE LINE AND GRADES. IF THERE ARE ANY DISCREPANCIES FROM WHAT IS SHOWN ON THE CONSTRUCTION PLANS, STANDARD SPECIFICATIONS AND/OR SPECIAL DETAILS, THE CONTRACTOR SHALL SECURE WRITTEN INSTRUCTION FROM THE ENGINEER PRIOR TO PROCEEDING WITH ANY PART OF THE WORK AFFECTED BY OMISSION OR DISCREPANCIES. FAILING TO SECURE SUCH INSTRUCTION, THE CONTRACTOR WILL BE CONSIDERED TO HAVE PROCEEDED AT HIS/HER OWN RISK AND EXPENSE AND NO ADDITIONAL COMPENSATION WILL BE PROVIDED FOR ANY COSTS INCURRED..

5. ALL PAVEMENT DIMENSIONS ARE SHOWN TO EDGE OF PAVEMENT UNLESS OTHERWISE NOTED.

6. WHERE SECTION OR SUBSECTION MONUMENTS ARE ENCOUNTERED, THE ENGINEER SHALL BE NOTIFIED BEFORE THE MONUMENTS ARE REMOVED. THE CONTRACTOR SHALL CAREFULLY PRESERVE ALL PROPERTY MARKS AND MONUMENTS UNTIL THE OWNER, AUTHORIZED SURVEYOR OR AGENT HAS WITNESSED OR OTHERWISE REFERENCED THEIR LOCATION.

7. THE CONTRACTOR SHALL NOTIFY THE ENGINEER AT LEAST 72 HOURS PRIOR TO BEGINNING WORK.

8. IF DURING CONSTRUCTION THE CONTRACTOR ENCOUNTERS OR OTHERWISE BECOMES AWARE OF ANY SEWERS OR UNDERDRAINS OTHER THAN THOSE SHOWN ON THE PLANS, HE/SHE SHALL INFORM THE ENGINEER, WHO SHALL DIRECT THE WORK NECESSARY TO MAINTAIN OR REPLACE THE FACILITIES IN SERVICE AND TO PROTECT THEM FROM DAMAGE DURING CONSTRUCTION IF MAINTAINED. EXISTING FACILITIES TO BE MAINTAINED THAT ARE DAMAGED BECAUSE OF NON-COMPLIANCE WITH THIS PROVISION SHALL BE REPLACED AT THE CONTRACTOR'S OWN EXPENSE.

9. THE CONTRACTOR SHALL PROVIDE TEMPORARY TOILET FACILITIES AND HAND SANITIZING STATIONS FOR THE USE OF ALL THE CONTRACTORS PERSONNEL EMPLOYED ON THE WORK SITE. THE FACILITIES SHALL BE MAINTAINED IN PROPER SANITARY CONDITION THROUGHOUT THE PROJECT. THE LOCATION OF THE TEMPORARY FACILITIES SHALL BE APPROVED BY THE ENGINEER.

10. THE CONTRACTOR IS RESPONSIBLE FOR COMPLYING WITH THE NPDES PERMIT AND SWPPP MANUAL. IF NO NPDES PERMIT OR SWPPP MANUAL IS NEEDED FOR THE PROJECT THE CONTRACTOR SHALL PERFORM SOIL EROSION SEDIMENT CONTROL BEST PRACTICES OR AS DIRECTED BY THE OWNER TO PREVENT ILLICIT DISCHARGES FROM THE SITE.

UTILITY NOTES

1. UNDERGROUND WORK SHALL INCLUDE TRENCHING, DISPOSAL OF EXCESS MATERIAL, DEWATERING, INSTALLATION OF PIPE, CASTINGS, STRUCTURES, BACKFILLING OF TRENCHES AND COMPACTION, AND TESTING AS SHOWN ON THE CONSTRUCTION PLANS. FITTINGS AND ACCESSORIES NECESSARY TO COMPLETE THE WORK MAY NOT BE SPECIFIED BUT SHALL BE CONSIDERED AS INCLUDED TO THE COST OF THE CONTRACT. ALL SEWER SHALL BE INSTALLED USING A LASER AND BEGIN AT THE DOWNSTREAM END.

2. MACHINE CORE ALL CONNECTIONS TO EXISTING STRUCTURES USING A CORE DRILL. HAMMERING OR SAWING OF STRUCTURES WILL NOT BE ALLOWED.

3. SANITARY SERVICE CONNECTIONS TO NEW SEWERS SHALL BE MADE WITH WYE BRANCHES. WYE BRANCHES SHALL BE FACTORY MANUFACTURED PERMANENTLY AFFIXED TO THE MAIN SEWER. TEE BRANCHES ARE NOT ALLOWED.

4. ALL CONNECTIONS TO EXISTING SANITARY MANHOLES SHALL BE INSTALLED WITH A NEOPRENE BOOT SECURED WITH DOUBLE STAINLESS STEEL STRAPS MEETING THE REQUIREMENTS OF ASTM C-923.

5. ALL CONNECTIONS TO EXISTING OR DISSIMILAR STORM/SANITARY LINES SHALL BE DONE WITH STAINLESS STEEL NON-SHEAR COUPLINGS.

6. STONE BEDDING AND BACKFILL SHALL BE OMITTED FOR A DISTANCE OF 15 FEET UP AND DOWNSTREAM OF SEWERS DRAINING TO OR FROM PONDS OR STREAMS. THE REPLACED BEDDING SHALL BE SILTY CLAY SOIL MECHANICALLY COMPACTED TO 90% MODIFIED PROCTOR DENSITY. THE USE OF PERMEABLE SOILS WILL NOT BE PERMITTED.

7. ALL WATER MAIN SHALL HAVE MECHANICAL RESTRAINED TYPE JOINTS AT ALL CONNECTIONS AND FITTINGS. IN ADDITION, ALL HARDWARE SHALL BE STAINLESS STEEL.

8. THRUST BLOCKING SHALL BE PROVIDED ON WATER MAIN AT ALL BENDS, TEES, ELBOWS, ETC. INDIVIDUAL INSPECTION FOR ALL THRUST BLOCKING IS REQUIRED. THRUST BLOCKING SHALL BE POURED IN PLACE CONCRETE. PRECAST BLOCKS MAY BE USED AS APPROVED BY THE ENGINEER IN THE FIELD.

9. ALL FLOOR DRAINS SHALL DISCHARGE TO THE SANITARY SEWER. ALL DOWNSPOUTS, SIDE YARD DRAINS, AND OUTSIDE DRAINS SHALL DISCHARGE TO THE STORM SEWER SYSTEM. FOOTING DRAINS SHALL FIRST DRAIN TO A SUMP PIT.

Actual size to read at scale
2 IN
1 IN
0 IN

PROJECT SPECIFIC NOTES

1. THE CONTRACTOR SHALL PROVIDE AS-BUILT DRAWINGS THAT INCLUDE; CRITICAL SPOT GRADES SUCH AS OVERFLOW ELEVATIONS, SPOT ELEVATIONS NEAR ENTRANCES, SPOT ELEVATIONS ALONG THE DESIGNATED ADA ROUTE, SUFFICIENT INFORMATION SUCH THAT THE ENGINEER MAY VERIFY DETENTION VOLUMES, RIM AND INVERT ELEVATIONS OF ALL SEWERS, RIM AND TOP OF PIPE ELEVATIONS OF ALL WATER MAIN, LOCATIONS OF ALL INSTALLED UNDERGROUND UTILITIES, LOCATIONS OF ALL BURIED BENDS AND FITTINGS AND ALL FIELD CHANGES FROM THE APPROVED DRAWINGS.

2. ALL WORK PERFORMED UNDER THIS CONTRACT SHALL BE GUARANTEED BY THE CONTRACTOR AND HIS SURETY FOR A PERIOD OF 12 MONTHS FROM THE DATE OF INITIAL ACCEPTANCE OF THE WORK BY THE OWNER AGAINST ALL DEFECTS IN MATERIALS AND WORKMANSHIP OF WHATEVER NATURE.

3. ALL CONSTRUCTION WILL BE INSPECTED BY THE OWNER'S REPRESENTATIVE. ALL WORK SHALL CONFORM TO THE REQUIREMENTS OF THE MUNICIPALITY AS WELL AS THE STANDARD SPECIFICATIONS.

4. ALL PUBLIC WATER MAINS AND SANITARY SEWER MAINS MUST BE ACCEPTED BY THE VILLAGE OF BUFFALO GROVE.

5. THE SEWER AND WATER CONTRACTOR SHALL BE REQUIRED TO BE LICENSED AND BONDED WITH THE VILLAGE OF BUFFALO GROVE BEFORE WORK IS STARTED.

6. CONTRACTOR SHALL NOTIFY THE VILLAGE OF BUFFALO GROVE (847-459-2500), METROPOLITAN WATER RECLAMATION DISTRICT (MWRD) (312-751-5600), AND THE PROJECT ENGINEER (847-478-9700) AT LEAST 72 HOURS PRIOR TO BEGINNING ANY WORK ON THIS PROJECT.

7. THE CONTRACTOR SHALL INDEMNIFY THE OWNER, ENGINEER, THE MUNICIPALITY AND THEIR AGENTS, FROM ALL LIABILITY INVOLVED IN CONSTRUCTION, INSTALLATION AND TESTING OF THE WORK ON THIS PROJECT.

8. THE CONTRACTOR MUST CARRY INSURANCE IN ACCORDANCE WITH THE STANDARD SPECIFICATIONS. ALL OFFICIALS, EMPLOYEES AND AGENTS OF GEWALT HAMILTON ASSOCIATES MUST BE LISTED AS ADDITIONAL INSURED.

9. ALL ELEVATIONS ARE ON NAVD 88 VERTICAL DATUM.

10. THE CONTRACTOR SHALL BE RESPONSIBLE FOR THE INSTALLATION AND MAINTENANCE OF ALL TRAFFIC CONTROL TO ADEQUATELY INFORM AND PROTECT THE PUBLIC OF ALL CONSTRUCTION OPERATIONS.

11. STOCKPILING MATERIAL WITHIN THE 100 YEAR FLOOD PLAIN AND OR THE FLOODWAY IS STRICTLY PROHIBITED

12. PRIOR TO PLACEMENT OF FABRIC AND STONE, THE SUBGRADE SHALL BE PROOF-ROLLED IN THE PRESENCE OF THE ENGINEER. PROOF-ROLLING SHALL BE DONE USING A THREE AXLE DUMP TRUCK TOGETHER WITH LOAD WEIGHING AT LEAST TWENTY-FIVE (25) TONS. THE LOAD SHALL BE UNIFORMLY PLACED IN THE DUMP BODY. ALL DEFICIENCIES SHALL BE REPAIRED AND RE-PROOF-ROLLED UNTIL FOUND ACCEPTABLE TO THE ENGINEER.

13. CRUSHED CONCRETE IS NOT PERMITTED FOR USE ON THE PROJECT UNLESS PRIOR WRITTEN NOTICE IS GIVEN BY THE ENGINEER.

14. ALL STONE USED ON THE PROJECT SHALL BE CRUSHED UNLESS SPECIFICALLY NOTED OTHERWISE.

15. ALL CONNECTIONS TO EXISTING STORM MANHOLES SHALL BE INSTALLED WITH A NEOPRENE BOOT SECURED WITH DOUBLE STAINLESS STEEL STRAPS MEETING THE REQUIREMENTS OF ASTM C-923.

16. ALL CONCRETE SHALL HAVE A LIGHT BROOM FINISH APPLIED WITHIN 1 HOUR OF FINAL STRIKING.

17. ALL CONCRETE SHALL CONSIST OF PORTLAND CEMENT CONCRETE MEETING REQUIREMENTS OF SECTION 1020. ALL SIDEWALKS, CURBS AND POST FOUNDATIONS SHALL BE CLASS SI 3,500 PSI @ 14 DAYS. ALL PAVEMENT SHALL BE CLASS PV 3,500 PSI @ 14 DAYS. WHERE NOTED ON THE PLANS HIGH EARLY CONCRETE SHALL BE CLASS PV TYPE III 3,500 PSI CONCRETE @ 3 DAYS. ALL CONCRETE REQUIRING A CURE TIME FASTER THAN 3 DAYS SHALL HAVE A MIX DESIGN SUBMITTED TO THE ENGINEER FOR APPROVAL. WHEN REQUIRED BY THE MUNICIPALITY, FLY ASH SHALL NOT BE USED IN THE MIX DESIGN. SLUMP SHALL BE 2-4" AND AIR CONTENT SHALL BE BETWEEN 5-8% UNLESS MODIFIED BY ARTICLE 1020.04.

18. ALL CONCRETE SHALL HAVE A WHITE, IDOT TYPE 3 CURING COMPOUND APPLIED TO THE SURFACE WITHIN 1 HOUR OF FINAL STRIKING AT THE MANUFACTURER RECOMMENDED APPLICATION RATE.

19. 3/4" THICK PRE-MOLDED FIBER EXPANSION JOINTS WITH 2 , 3/4" x 18" PLAIN ROUND, STEEL DOWEL BARS SHALL BE INSTALLED IN ALL CURBS AT (45') FORTY-FIVE FOOT INTERVALS AND AT ALL P.C.'S, P.T.'S AND CURB RETURNS. ALTERNATE ENDS OF THE DOWEL BARS SHALL BE GREASED AND FITTED WITH METAL EXPANSION TUBES. ALL EXPANSION JOINTS MUST BE FREE OF CONCRETE FOR FULL DEPTH. CONTRACTION JOINTS SHALL BE TOOLED AT 15' INTERVALS.

20. UNLESS OTHERWISE NOTED ON THE PLANS WHENEVER NEW CONCRETE ABUTS EXISTING/ OR NEW CONCRETE SET A 1/2" THICK PRE-MOLDED FIBER EXPANSION JOINT AND DOWEL WITH SMOOTH 12" #4 BARS @ 24" O.C. THIS INCLUDES CONCRETE POURED ADJACENT TO EXISTING SIDEWALKS, CURBS AND BUILDING. THE DOWEL BARS SHOULD BE 4" INTO EXISTING CONCRETE WITH 8" EXTENDING INTO NEW CONCRETE.

21. ALL DOWEL BARS AND TIE BARS SHALL BE EPOXY COATED UNLESS NOTED OTHERWISE.

22. ALL PAVEMENT AND BUILDING SUBGRADE SHALL BE COMPACTED TO 95% MODIFIED PROCTOR DENSITY (ASTM D-1557). ALL SUBGRADE IN LAWN AREAS SHALL BE COMPACTED TO 90% MODIFIED PROCTOR DENSITY (ASTM D-1557). ALL TOPSOIL AND SUBGRADE 6" BELOW TOPSOIL SHALL BE COMPACTED TO 80% STANDARD PROCTOR DENSITY (ASTM D-698)

23. SPREAD SCREENED TOPSOIL ON ALL DISTURBED AREAS AND PROPOSED GREEN AREAS. TOPSOIL SHALL COMPLY WITH REQUIREMENTS OF ARTICLE 1081.05.

24. ALL SIGNAGE SHALL BE INSTALLED IN ACCORDANCE WITH THE MOST RECENT VERSION OF THE MANUAL ON UNIFORM TRAFFIC CONTROL DEVICES AND ILLINOIS SUPPLEMENT OR ILLINOIS DEPARTMENT OF TRANSPORTATION DETAILS.

25. ALL SIGNAGE NOT ATTACHED TO SIGNAL OR LIGHTING POLES SHALL BE MOUNTED ON TELESCOPING STEEL SIGN SUPPORTS WITH BREAKAWAY BASES IN ACCORDANCE WITH SECTION 728.

26. ALL SIGNAGE SHALL HAVE TYPE ZZ SHEETING.

27. STONE BEDDING AND STONE TRENCH BACKFILL SHALL BE COMPACTED TO A MINIMUM OF 95% STANDARD PROCTOR DENSITY (ASTM D-698) USING MECHANICAL COMPACTION METHODS. IN NON-STRUCTURAL BACKFILL AREAS, PIPE BACKFILL SHALL BE COMPACTED TO A MINIMUM OF 90% STANDARD PROCTOR DENSITY (ASTM D-698).

STORM SEWERS	MODEL/SPECIFICATION	STANDARDS/REQUIREMENTS	
REFER TO VILLAGE MATERIALS LIST (EX. 109) FOR STORM SEWER STANDARDS. ADDITIONAL ITEMS ARE LISTED BELOW.			
	PVC SDR 26	PIPE:ASTM D-3034	JOINT:ASTM D-3212
	RCP CL IV	PIPE:ASTM C-76	JOINT:ASTM C-443
WATER MAIN CLASS	PVC C900 DR18	PIPE:AWWA C900	JOINT:ASTM D-3139 GASKET:ASTM F-477
UNDERDRAINS	PVC SDR 26	PIPE:ASTM D-3034	JOINT:ASTM D-3212
	PERFORATIONS	HOLE PATTERN:ASTM D-2729	
FRAME & GRATE/LID	PAVED AREAS	OPEN LID: NEENAH R-1713 TYPE 'D' GRATE CLOSED LID: NEENAH R-1713 EMBOSSED 'STORM' & 'VILLAGE OF BUFFALO GROVE'	
	CURB STRUCTURES	B6.12 CURB - NEENAH 3281-A OR NEENAH 3170 (REQUIRES CURB FLARE)	
		DEPRESSED CURB - NEENAH R-4340-B (REQUIRES CUBR FLARE)	
	GRASS AREAS	OPEN LID: NEENAH R-2437 TYPE 'D' GRATE OR NEENAH R-4340 BEEHIVE CLOSED LID: NEENAH R-2437 EMBOSSED 'STORM' & 'VILLAGE OF BUFFALO GROVE' (SEE PLANS) OR AS SPECIFIED ON THE PLANS	
ADJUSTMENT RINGS	SEE EXHIBIT 109	2" MINIMUM, 6" MAXIMUM, LESS THAN 2" SHALL BE PLASTIC	
PIPE BEDDING MATERIAL	CA-11		
TRENCH BACKFILL	CA-11		
TRENCH BACKFILL UNDERDRAIN	CA-11	CRUSHED CONCRETE NOT ALLOWED, ALL STONE MUST BE WASHED	

WATER MAIN	MODEL/SPECIFICATION	STANDARDS/REQUIREMENTS
PIPE BEDDING MATERIAL	CA-11	
TRENCH BACKFILL	CA-11	
CURB STOP	NO LEAD BRASS	MUELLER H-15154
CURB BOX		MUELLER H-10302
WATER SERVICE PIPE	TYPE K COPPER	PIPE:ASTM B-88
SERVICE COPPER FITTINGS	MUELLER BRAND	COPPER TO COPPER FLARE FITTINGS. NO SWEAT OR COMPRESSION FITTINGS ALLOWED

TESTING REQUIREMENTS	
WATER MAIN	ALL WATER MAIN SHALL HAVE A PRESSURE AND LEAKAGE TEST PERFORMED IN ACCORDANCE WITH SECTION 41-2.14 OF STANDARD SPECIFICATIONS FOR WATER AND SEWER CONSTRUCTION IN ILLINOIS ACCEPT THE PRESSURE DURING THE TESTS SHALL BE EQUAL TO 150PSI.
SANITARY SEWER	ALL SANITARY SEWER SHALL BE TESTED IN ACCORDANCE WITH THE STANDARD SPECIFICATIONS FOR WATER AND SEWER CONSTRUCTION IN ILLINOIS. ALL RIGID SANITARY SEWER PIPE SHALL BE TESTED BY EITHER METHOD A B OR C AS OUTLINED IN SECTION 31-1.12. ALL FLEXIBLE SANITARY SEWER PIPE SHALL BE TESTED BY METHOD D AND EITHER METHOD A B OR C. ALL SANITARY SEWER MUST BE TESTED BY METHOD E. THE CONTRACTOR SHALL PROVIDE THE ENGINEER A COPY OF THE VIDEO ON A DIGITAL VIDEO DISC. THE VIDEO MUST BE IN COLOR AND PROCEED NO FASTER THAN 1 FOOT PER SECOND.
SEWER WATER MAIN CROSSINGS	ALL SEWERS THAT CROSS OR RUN PARRALEL TO WATER MAINS SUBJECT TO IEPA REQUIREMENTS FOR WATER MAIN QUALITY PIPE MUST BE PRESSURE TESTED ACCORDING TO 41-2.14 OF THE STANDARD SPECIFICATIONS FOR WATER AND SEWER CONSTRUCTION IN ILLINOIS
SANITARY MANHOLES	ALL SANITARY MANHOLES SHALL BE TESTED BY EITHER ASTM C-969 OR ASTM C-1244

NON-WOVEN	STYLE DESCRIPTION	STANDARDS/REQUIREMENTS
LIGHT DUTY	UNDERDRAIN FABRIC	3.5 oz
		MINIMUM GRAD TENSILE ASTM D4632 = 90 LBS
		MINIMUM TRAPEZOID TEAR ASTM D4533 = 40 LBS
		MINIMUM FLOW RATE ASTM D4491 = 150 GAL/MIN/SQFT
MEDIUM DUTY	UNDERDRAIN FABRIC	6 oz
		MINIMUM GRAD TENSILE ASTM D4632 = 160 LBS
		MINIMUM TRAPEZOID TEAR ASTM D4533 = 60 LBS
		MINIMUM FLOW RATE ASTM D4491 = 110 GAL/MIN/SQFT
HEAVY DUTY	SUBGRADE/SUBBASE SEPARATION	10 oz
		MINIMUM GRAD TENSILE ASTM D4632 = 250 LBS
		MINIMUM TRAPEZOID TEAR ASTM D4533 = 100 LBS
		MINIMUM FLOW RATE ASTM D4491 = 75 GAL/MIN/SQFT

WOVEN	STYLE DESCRIPTION	STANDARDS/REQUIREMENTS
HEAVY DUTY	SUBGRADE/SUBBASE SEPARATION	6 oz
		MINIMUM GRAD TENSILE ASTM D4632 = 315 LBS
		MINIMUM TRAPEZOID TEAR ASTM D4533 = 113 LBS
		MINIMUM FLOW RATE ASTM D4491 = 4 GAL/MIN/SQFT

VILLAGE OF BUFFALO GROVE NOTES

1. FRAMES, LIDS, GRATES, VALVES, FIRE HYDRANTS, ETC. WHICH ARE ABANDONED OR REPLACED IN THIS PROJECT SHALL BE SALVAGED AND REMAIN PROPERTY OF THE VILLAGE OF BUFFALO GROVE. THE CONTRACTOR SHALL COORDINATE DELIVERY TO THE VILLAGE'S SELECTED SITE. ANY DAMAGE TO THE SALVAGED ITEMS DUE TO THE CONTRACTORS NEGLIGENCE SHALL BE REPLACED AT THE CONTRACTORS EXPENSE.

2. THE CONTRACTOR SHALL GIVE NOTICES AND COMPLY WITH APPLICABLE LAWS, ORDINANCES, RULES, REGULATIONS AND LAWFUL ORDERS OF ALL PUBLIC AUTHORITIES BEARING ON SAFETY OF PERSONS OR PROPERTY OR THEIR PROTECTION FROM DAMAGE, INJURY OR LOSS.

3. ANY STREET LIGHT POLE BRACING REQUIRED SHALL BE CONSIDERED INCLUDED IN THE COST OF THE CONTRACT.

4. NO SIGNAGE IS TO BE REMOVED. IF SIGNS ARE TAKEN DOWN FOR CONSTRUCTION PURPOSES, THEY MUST BE RE-ERECTED ON THE SAME DAY TO THE SATISFACTION OF THE ENGINEER.

5. ANY BRANCHES THAT REQUIRE TRIMMING FOR EQUIPMENT CLEARANCE/CONSTRUCTION OPERATIONS SHALL BE DONE IN ACCORDANCE WITH THE IDOT DISTRICT ONE DETAIL "PRUNING FOR SAFETY AND EQUIPMENT CLEARANCE" AND SHALL BE CONSIDERED INCLUDED IN THE COST OF THE CONTRACT. ALL ADDITIONAL TREE TRIMMING MUST BE APPROVED BY THE ENGINEER.

6. ALL HOOKS AND LIFTING RINGS SHALL BE REMOVED AND CUT FLUSH ONCE THE STRUCTURE IS IN ITS FINAL LOCATION AND HAVE MORTAR INSTALLED TO COVER THE REBAR.

VILLAGE OF BUFFALO GROVE WATER MAIN NOTES

1. SIZES OF EXISTING MAINS WERE DETERMINED FROM THE VILLAGE OF BUFFALO GROVE UTILITY ATLASES AND MAY NOT REPRESENT ACTUAL WATER MAIN SIZES. THE CONTRACTOR SHALL HAVE AN ADEQUATE NUMBER OF FITTINGS, SLEEVES, ETC TO COMPLETE THE WORK WITHOUT DELAYS DUE TO DIFFERING WATER MAIN PIPE SIZES.

2. COVER ALL NEW FIRE HYDRANTS AND ABANDONED FIRE HYDRANTS WITH BLACK PLASTIC BAGS AFTER INSTALLATION OR UNTIL REMOVAL AND UNTIL NEW WATER MAIN IS IN SERVICE. THE PLASTIC BAG SHALL BE SECURELY TAPED TO THE HYDRANT.

3. ADJUSTMENT OF VALVE VAULT RIM ELEVATIONS TO FINAL GRADE AT THE TIME OF PAVING OR LANDSCAPING SHALL BE INCLUDED IN THE COST OF THE VALVE VAULT. VALVE VAULTS SHALL HAVE RUBBER BOOTS MEETING THE REQUIREMENTS OF ASTM C-923 FOR ALL WATER MAIN CONNECTIONS. ALL VALVE VAULTS SHALL BE WATER TIGHT PER ASTM C-1244.

4. ALL MAIN INSTALLED NOT SUBJECT TO PRESSURE TEST AND CHLORINATION TESTING REQUIREMENTS SHALL BE INSTALLED PER THE SPECIFICATIONS AND BROUGHT UP TO SYSTEM PRESSURE UNDER WITNESS OF THE ENGINEER. THE PIPE SHALL NOT BE BACKFILLED UNTIL DIRECTED BY THE ENGINEER. THE SECTION OF PIPE WILL BE INSPECTED FOR A PERIOD OF TIME DETERMINED BY THE ENGINEER TO VERIFY THERE ARE NO LEAKS IN THE LINE. ALL COSTS ASSOCIATED WITH COMPLYING WITH THIS REQUIREMENT ARE INCLUDED IN THE COST OF THE CONTRACT.

5. ALL MISHANDLED OR DAMAGED MATERIALS AS INSPECTED BY THE ENGINEER WILL BE MARKED WITH SPRAY PAINT. THE MARKED MATERIALS REMAIN THE PROPERTY OF THE CONTRACTOR. ALL MATERIALS MARKED ARE DEEMED UNSUITABLE FOR CONSTRUCTION BY THE ENGINEER AND MUST BE REMOVED FROM THE PROJECT SITE ON A WEEKLY BASIS AT NO COST TO THE VILLAGE.

6. BACKFILL IN TURF AREAS MAY UTILIZE THE EXISTING SUBGRADE. ANY SETTLEMENT WITHIN THE WARRANTY PERIOD AS DESCRIBED IN THE SPECIFICATIONS SHALL BE REPAIRED BY THE CONTRACTOR TO THE SATISFACTION OF THE ENGINEER. AT THE CONTRACTORS OPTION SAND MAY BE UTILIZED AS BACKFILL IN TURF AREAS TO PREVENT SETTLEMENT. THE SAND MUST BE KEPT 6" BELOW FINISHED GRADE FOR ACCEPTANCE OF TOPSOIL. ALL SAND UTILIZED FOR BACKFILLING IN THE PARKWAY AND ADDITIONAL TOPSOIL NEEDED SHALL NOT BE PAID FOR SEPARATELY BUT INCLUDED IN THE CONTRACT.

EXHIBIT NO. 109

Sanitary Sewer Material Specifications:

Sewer and Service Connection Pipe	Reinforced concrete pipe—circular reinforcement, minimum Class 3, ASTM C76, with epoxy lining. PVC solid wall (SDR-26H) pipe—ASTM D-3034 for six to fifteen inches in diameter.
Sewer and Service Connection Pipe Joints.	Reinforced concrete pipe—ASTM C443. PVC solid wall (SDR-26H) pipe—ASTM D-3212 for six to eighteen inches in diameter.
Sewer and Service Connection Pipe Fittings	PVC solid wall (SDR-26H) pipe—ASTM D3034 for six to fifteen inches in diameter.
Casing Pipes.	Steel pipe—ASTM A120, three-eighths inch minimum thickness.
Manholes	Size: For sewer eighteen inch diameter or less, manhole shall have a forty-eight inch inside diameter. For sewer twenty-one inch to thirty-six inch diameter, manhole shall have a sixty inch inside diameter. For sewer greater than thirty-six inch diameter, manhole shall have an offset riser pipe of forty-eight inch inside diameter. All structures shall be monolithically precast including bases and invert flow lines.
Castings.	East Jordan Iron Works Frame 1022 or Neenah R-1713, with self-sealing lid and recessed pick hole, embossed per Exhibit No. 301 of Buffalo Grove Numerical Code Title 16.

Storm Sewer System Material Specifications:

Structures.	All structures shall be precast with designed openings or mechanically cored in the field.
Castings.	Closed Lid, East Jordan Iron Works 1022 or Neenah R-1713, embossed per Exhibit No. 201., Open Lid, East Jordan Iron Works 1022 or Neenah R-1713, Standard B4.12 or any other barrier curb, Type 11— East Jordan Iron Works 7210 or Neenah 3281-A or Neenah 3170 on existing structures where required. Box height must be 6" minimum with 5' tapers to match curb height., Depressed barrier curb, Type M3 Grate, Yard inlet, Type 8— East Jordan Iron Works 6517 or Neenah R-4340-B
Sewer Pipe Joints.	Reinforced concrete pipe—ASTM C443 or C361. PVC solid wall (SDR-26H) pipe—ASTM D-3212 for six to eighteen inches in diameter.
Sump pump service connection pipe/sub surface drain pipe.	4" PVC solid wall sewer pipe SDR-35. Blind connections must be cored in storm sewer and pipe connection shall be made with a rubber boot and stainless steel band. Sump pump per Exhibit No. 202 of Buffalo Grove Numerical Code Title 16 and underdrain per Exhibit No. 203.

Material Specifications For All Utilities:

Bedding	CA-11, Class B or better. All stone shall be crushed; rounded aggregate will not be permitted. The stone shall be compacted to 90% modified proctor density as required by ASTM D1557 or AASHTO T-180. Recycled materials permitted from IDOT approved sources meeting the correct gradations.
Trench Backfill	CA-11, Class B or better. This item shall meet the requirements of Class B CA-11, per the IDOT Standard Specifications for Road and Bridge Construction. All stone shall be crushed; rounded aggregate will not be permitted. The stone shall be compacted to 95% modified proctor density as required by ASTM D1557 or AASHTO T-180. Jetting of trenches is not permitted. Recycled materials permitted from IDOT approved sources meeting the correct gradations.
Adjustments	No more than two precast concrete adjusting rings with six inch maximum height adjustment shall be allowed, minimum one 2" ring installed on new structures. All adjustment rings less than 2" shall be HDPE rings. Only one HDPE may be used within the precast tolerances. Only precast concrete or

STR

ARCHITECTS:

STR Partners, LLC
350 West Ontario Street | Suite 200
Chicago, IL 60654

T: 312.464.1444
www.strpartners.com

- CONSTRUCTION MANAGER
PEPPER CONSTRUCTION COMPANY
411 N Lake Zurich Rd
Barrington, IL 60010
(847) 381-2760

- CIVIL ENGINEERING/LANDSCAPE ARCHITECTURE
GEWALT HAMILTON ASSOCIATES
625 Forest Edge Drive
Vernon Hills, IL 60061
(847) 478-9700

- STRUCTURAL ENGINEERING
SHEFFEE LULKIN AND ASSOCIATES
4211 Main St
Skokie, IL 60076
(847) 677-8600

- MEP/FP ENGINEERING
CS2 DESIGN GROUP, LLC
837 Oakton St
Elk Grove Village, IL 60007
(847) 981-1880

KEY PLAN

DONALD E. MATTHEWS 062-040608 REGISTERED PROFESSIONAL ENGINEER OF ILLINOIS

SCOPE DOCUMENT

This sheet is one drawing within a complete set of documents and shall not be considered separately from the Drawings as a whole. The Drawings indicate general scope of project in terms of architectural design concept, building dimensions, major architectural elements, and types of structural, mechanical, and electrical systems. As Scope Documents, the Drawings do not necessarily indicate / describe all work required for full performance and completion of requirements of the Construction Documents. On the basis of the general scope indicated or described, the Contractor shall furnish all items required for proper execution and completion of the Work.

Copyright Notice, Copyright © 2024 STR PARTNERS, LLC

The information in this document is the intellectual property of STR Partners, LLC. It is intended solely for use by the Client during only this specific project. Reproduction of any portion of this document for any purpose other than for its intended use is not permitted without specific written permission of STR Partners, LLC.

PROJECT

D214 BGHS ATHLETIC FIELD RENOVATIONS PHASE 2
1100 W Dundee Road
Buffalo Grove, IL 60089

Township High School District 214
2121 South Goebbert Road
Arlington Heights, IL 60005

CLIENT PROJECT NUMBER

STR PROJECT NUMBER
24016

DRAWING DATES

NUMBER	DATE	COMMENTS
5	FEB 10, 2025	BULLETIN #1
4	JAN 31, 2025	ISSUE FOR CONSTRUCTION
3	OCT 4, 2024	ADDENDUM #2
2	SEPT 27, 2024	ADDENDUM #1
3	AUG 30, 2024	ISSUE FOR BID
2	JULY 23, 2024	50% CONSTRUCTION DOCUMENTS
1	MAY 17, 2024	75% DD REVIEW AND ESTIMATE

DRAWING TITLE

GENERAL NOTES

SHEET NUMBER

C6.0

NOTES:

1. SET 1/2" EXPANSION JOINTS AT POINTS ABUTTING CURB OR PAVEMENT AND AT 60' MAX. INTERVALS.
2. CONTROL JOINTS SHALL BE 1/8" TO 1/4" WIDE AND 1/4 OF THE SIDEWALK THICKNESS DEEP. THE EDGE OF THE CONTROL JOINTS SHALL BE GIVE A 1/4" RADIUS.
3. SIDEWALK WIDTH AS SHOWN ON PLANS.
4. SIDEWALK JOINTS SHALL MATCH CURB CONTROL AND CONSTRUCTION JOINTS.

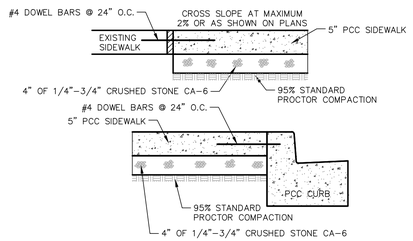

10.05.2021

GHA GEWALT HAMILTON ASSOCIATES, INC.

PCC SIDEWALK DETAIL

NOTES:

1. SEE "PCC SIDEWALK DETAIL" FOR FURTHER REQUIREMENTS

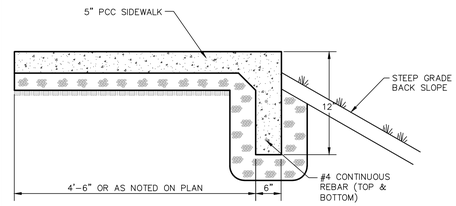

02.01.2021

GHA GEWALT HAMILTON ASSOCIATES, INC.

PCC SIDEWALK WITH THICKENED EDGE

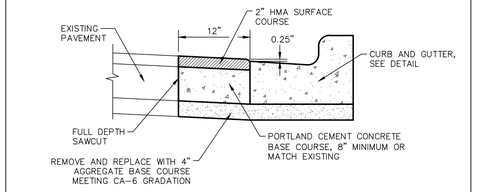

12.08.2018

GHA GEWALT HAMILTON ASSOCIATES, INC.

PAVEMENT PATCH FOR NEW CURB INSTALLATION

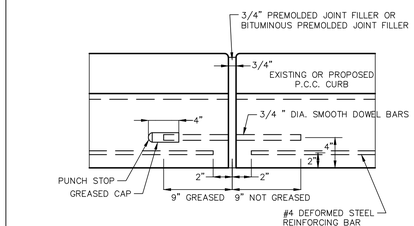

10.12.2018

GHA GEWALT HAMILTON ASSOCIATES, INC.

EXPANSION JOINT DETAIL

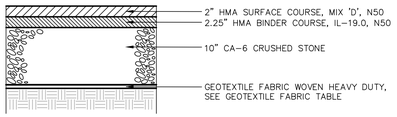

10.12.2018

GHA GEWALT HAMILTON ASSOCIATES, INC.

NORMAL DUTY PAVEMENT DETAIL

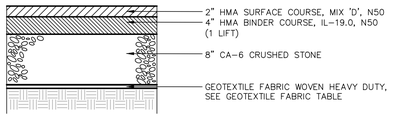

10.12.2018

GHA GEWALT HAMILTON ASSOCIATES, INC.

HEAVY DUTY PAVEMENT DETAIL

NOTES:

1. SET EXPANSION JOINTS AT ALL PC'S, PT'S, FIVE FEET ON EITHER SIDE OF ANY FRAMES, AND AT 45' MAX. INTERVALS.
2. SAW CUT CONTRACTION JOINTS FULL FACE AND TOP, AT LEAST 2 INCHES IN DEPTH AND AT 15' MAXIMUM INTERVALS WITHIN 24 HOURS OF POURING.
3. SEE "EXPANSION JOINT DETAIL" FOR EXPANSION JOINT REQUIREMENTS.
4. DEFORMED STEEL CONTINUOUS REINFORCING BARS SHALL BE OVERLAPPED A MINIMUM OF 3'.
5. CURING COMPOUND REQUIRED.

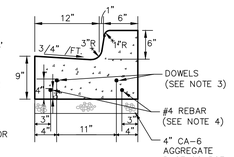

REGULAR SECTION

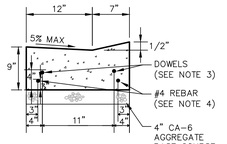

ADA DEPRESSED SECTION

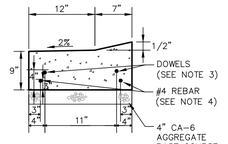

ADA DEPRESSED REVERSE PITCH SECTION

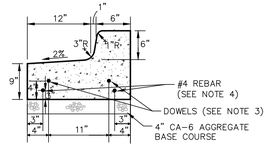

REVERSE PITCH SECTION

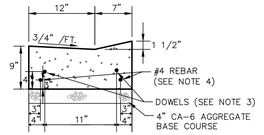

REGULAR DEPRESSED SECTION

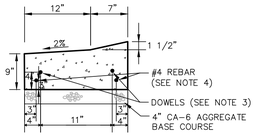

DEPRESSED SECTION REVERSE PITCH

11.15.2021

GHA GEWALT HAMILTON ASSOCIATES, INC.

B6.12 CURB & GUTTER WITH CONTINUOUS REBAR

B3

NOTES:

1. SET 1/2" EXPANSION JOINTS AT POINTS ABUTTING CURB OR PAVEMENT AND AT 60' MAX. INTERVALS.
2. CONTROL JOINTS SHALL BE 1/8" TO 1/4" WIDE AND 1/4 OF THE SIDEWALK THICKNESS DEEP. THE EDGE OF THE CONTROL JOINTS SHALL BE GIVE A 1/4" RADIUS.
3. PAVEMENT WIDTH AS SHOWN ON PLANS.
4. PAVEMENT JOINTS SHALL MATCH CURB CONTROL AND CONSTRUCTION JOINTS.

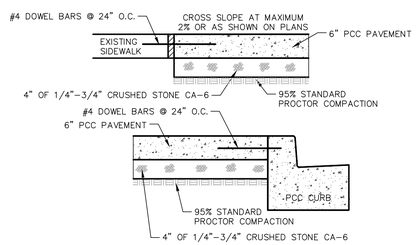

10.05.2021

GHA GEWALT HAMILTON ASSOCIATES, INC.

PCC PAVEMENT DETAIL

NOTE:

EQUIPMENT STORAGE: 6' HIGH DOUBLE SWING LOCKING GATE WITH CENTER POST, 2-5' WIDE GATES. (2 TOTAL) VERIFY SIZE PRIOR TO ORDERING

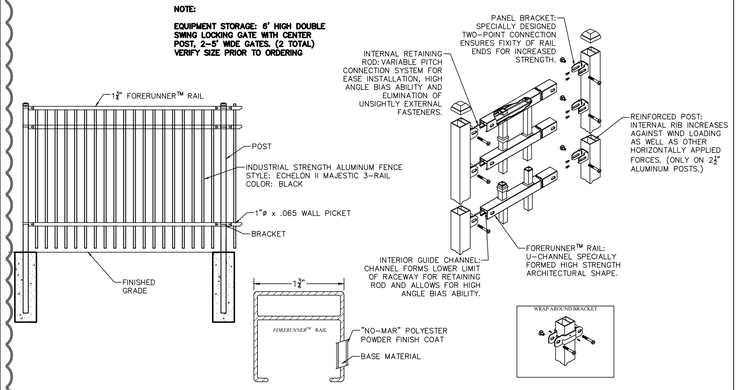

GHA GEWALT HAMILTON ASSOCIATES, INC.

AMERISTAR 72" HIGH FENCE DETAIL

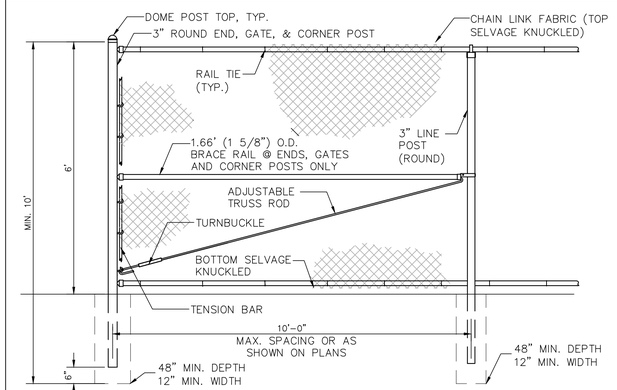

TYPICAL FOR FENCE END, GATE & CORNER POSTS

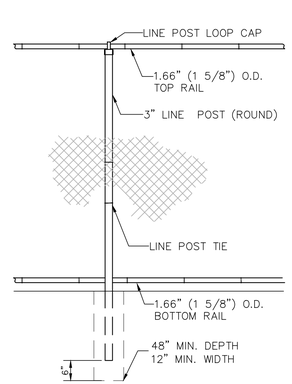

TYPICAL FOR MIDDLE FENCE POSTS

GHA GEWALT HAMILTON ASSOCIATES, INC.

6' FENCE DETAIL (STADIUM PARKING LOT)

Actual size to read at scale: 0 IN, 1 IN, 2 IN

ARCHITECTS:

STR Partners, LLC
350 West Ontario Street | Suite 200
Chicago, IL 60654

T: 312.464.1444
www.strpartners.com

- CONSTRUCTION MANAGER
  PEPPER CONSTRUCTION COMPANY
  411 N Lake Zurich Rd
  Barrington, IL 60010
  (847) 381-2760
- CIVIL ENGINEERING/LANDSCAPE ARCHITECTURE
  GEWALT HAMILTON ASSOCIATES
  625 Forest Edge Drive
  Vernon Hills, IL 60061
  (847) 478-9700
- STRUCTURAL ENGINEERING
  SHEFFEE LULKIN AND ASSOCIATES
  4211 Main St
  Skokie, IL 60076
  (847) 677-8600
- MEP/FP ENGINEERING
  CS2 DESIGN GROUP, LLC
  837 Oakton St
  Elk Grove Village, IL 60007
  (847) 981-1880

KEY PLAN

DONALD E. MATTHEWS 062-040808 REGISTERED PROFESSIONAL ENGINEER OF ILLINOIS

SCOPE DOCUMENT

This sheet is one drawing within a complete set of documents and shall not be considered separately from the Drawings as a whole. The Drawings indicate general scope of project in terms of architectural design concept, building dimensions, major architectural elements, and types of structural, mechanical, and electrical systems. As Scope Documents, the Drawings do not necessarily indicate / describe all work required for full performance and completion of requirements of the Construction Documents. On the basis of the general scope indicated or described, the Contractor shall furnish all items required for proper execution and completion of the Work.

Copyright Notice, Copyright © 2024 STR PARTNERS, LLC

The information in this document is the intellectual property of STR Partners, LLC. It is intended solely for use by the Client during only this specific project. Reproduction of any portion of this document for any purpose other than for its intended use is not permitted without specific written permission of STR Partners, LLC.

PROJECT

D214 BGHS ATHLETIC FIELD RENOVATIONS PHASE 2

1100 W Dundee Road
Buffalo Grove, IL 60089

Township High School District 214
2121 South Goebbert Road
Arlington Heights, IL 60005

CLIENT PROJECT NUMBER

STR PROJECT NUMBER

24016

DRAWING DATES

NUMBER	DATE	COMMENTS
B3	JUN 27, 2025	BULLETIN #3R2
B2	MAY 7, 2025	BULLETIN #2
B1	FEB 10, 2025	BULLETIN #1
4	JAN 31, 2025	ISSUE FOR CONSTRUCTION
2	OCT 4, 2024	ADDENDUM #2
1	SEPT 27, 2024	ADDENDUM #1
3	AUG 30, 2024	ISSUE FOR BID
2	JULY 23, 2024	50% CONSTRUCTION DOCUMENTS
1	MAY 17, 2024	75% DD REVIEW AND ESTIMATE

DRAWING TITLE

CONCRETE, PAVEMENT & SITE FENCING DETAILS

SHEET NUMBER

C7.0

*FOR STRUCTURES IN PAVEMENT

NOTES:

1. SEE STORM TABLE FOR FURTHER REQUIREMENTS.
2. PRECAST REINFORCED CONCRETE SECTIONS PER ASTM C-478 AND PREFORMED BITUMINOUS JOINTS WITH INTEGRAL PRECAST BOTTOMS.
3. PIPE OPENINGS SHALL BE PRECAST INTO WALLS. CAST IN RESILIENT WATERTIGHT SLEEVE WITH STAINLESS STEEL TRIM PER ASTM C-923.
4. I.D.O.T #602601 FOR FLAT TOPS.
5. PRECAST PCC BENCH SHALL EXTEND TO CROWN AND SLOPE TO OUTSIDE WALL, SMOOTH FINISH.
6. STEPS TO BE STEEL REINFORCED PLASTIC.
   A. IMBEDDED 3" INTO STRUCTURE WALL.
   B. SPACED AT 16" CENTER TO CENTER.
   C. FIRST STEP LOCATED 8"-12" BELOW FRAME.
7. FINAL ADJUSTMENT TO FRAMES TO BE DONE WITH STEEL SHIMS SET IN MORTAR.
8. SEE FINGERDRAIN DETAIL FOR FINGERDRAIN REQUIREMENTS.

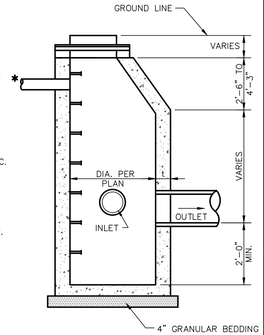

DIA.	MIN. THICKNESS (t)
48"	5"
60"	6"
72"	7"

03.15.2022

CATCH BASIN TYPE A COMBINED SEWER WITH FINGER DRAINS

*FOR STRUCTURES IN PAVEMENT

NOTES:

1. SEE STORM TABLE FOR FURTHER REQUIREMENTS.
2. PRECAST REINFORCED CONCRETE SECTIONS PER ASTM C-478 AND PREFORMED BITUMINOUS JOINTS WITH INTEGRAL PRECAST BOTTOMS.
3. PIPE OPENINGS SHALL BE PRECAST INTO WALLS. CAST IN RESILIENT WATERTIGHT SLEEVE WITH STAINLESS STEEL TRIM PER ASTM C-923.
4. I.D.O.T #602601 FOR FLAT TOPS.
5. PRECAST PCC BENCH SHALL EXTEND TO CROWN AND SLOPE TO OUTSIDE WALL, SMOOTH FINISH.
6. STEPS TO BE STEEL REINFORCED PLASTIC.
   A. IMBEDDED 3" INTO STRUCTURE WALL.
   B. SPACED AT 16" CENTER TO CENTER.
   C. FIRST STEP LOCATED 8"-12" BELOW FRAME.
7. FINAL ADJUSTMENT TO FRAMES TO BE DONE WITH STEEL SHIMS SET IN MORTAR.
8. SEE FINGERDRAIN DETAIL FOR FINGERDRAIN REQUIREMENTS.

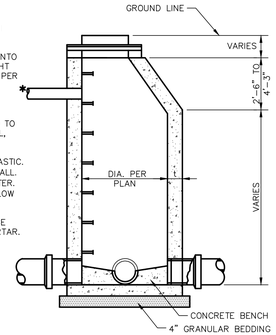

DIA.	MIN. THICKNESS (t)
48"	5"
60"	6"
72"	7"

03.15.2022

STORM MANHOLE TYPE A COMBINED SEWER WITH FINGER DRAINS

*FOR STRUCTURES IN PAVEMENT

NOTES:

1. SEE STORM TABLE FOR FURTHER REQUIREMENTS.
2. PRECAST REINFORCED CONCRETE SECTIONS PER ASTM C-478 AND PREFORMED BITUMINOUS JOINTS WITH INTEGRAL PRECAST BOTTOMS.
3. PIPE OPENINGS SHALL BE PRECAST INTO WALLS. CAST IN RESILIENT WATERTIGHT SLEEVE WITH STAINLESS STEEL TRIM PER ASTM C-923.
4. FINAL ADJUSTMENT TO FRAMES TO BE DONE WITH STEEL SHIMS SET IN MORTAR.
5. SEE FINGERDRAIN DETAIL FOR FINGERDRAIN REQUIREMENTS.

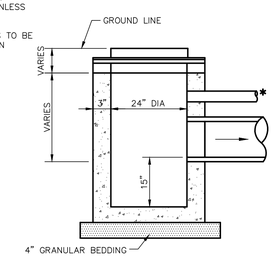

03.15.2016

CATCH BASIN TYPE C COMBINED SEWER WITH FINGER DRAINS

*FOR STRUCTURES IN PAVEMENT

NOTES:

1. SEE STORM TABLE FOR FURTHER REQUIREMENTS.
2. PRECAST REINFORCED CONCRETE SECTIONS PER ASTM C-478 AND PREFORMED BITUMINOUS JOINTS WITH INTEGRAL PRECAST BOTTOMS.
3. PIPE OPENINGS SHALL BE PRECAST INTO WALLS. CAST IN RESILIENT WATERTIGHT SLEEVE WITH STAINLESS STEEL TRIM PER ASTM C-923.
4. FINAL ADJUSTMENT TO FRAMES TO BE DONE WITH STEEL SHIMS SET IN MORTAR.
5. SEE FINGERDRAIN DETAIL FOR FINGERDRAIN REQUIREMENTS.

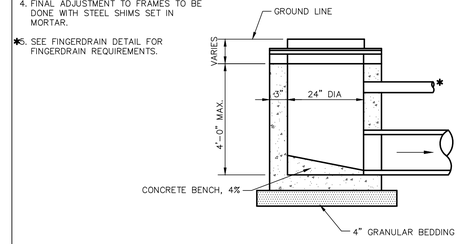

03.15.2016

INLET TYPE A STORM SEWER WITH FINGER DRAINS

NOTES:

1. SEE STORM TABLE FOR MATERIAL REQUIREMENTS.
2. SEE PLANS FOR FURTHER REQUIREMENTS.

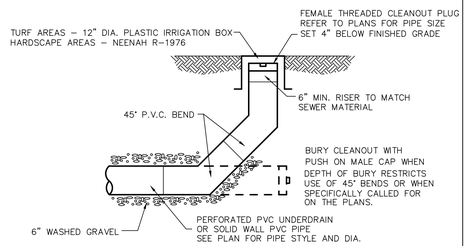

03.15.2016

NOTES:

1. MACHINE CORE CIRCULAR OPENING IN STRUCTURE WALL OF DIAMETER TO FIT THE REQUIRED BOOT SIZE PER MANUFACTURERS RECOMMENDATION.
2. CUT SHAPE AND SLOPE NEW INVERT CHANNEL IN THE EXISTING CONCRETE BENCH FOR SMOOTH FLOW FROM/TO NEW CONNECTION.
3. CLEAN EXISTING STRUCTURE AND SEWER PIPE OF ANY DIRT CONCRETE OR DEBRIS WHICH MAY ACCUMULATE DURING THE CONSTRUCTION PROCESS.
4. RESILIENT WATERTIGHT SLEEVE WITH STAINLESS STEEL TRIM PER ASTM C-923.

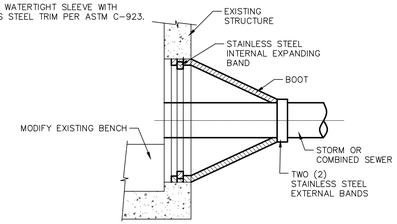

03.08.2023

STORM OR COMBINED SEWER PIPE CONNECTION TO EXISTING STRUCTURE DETAIL

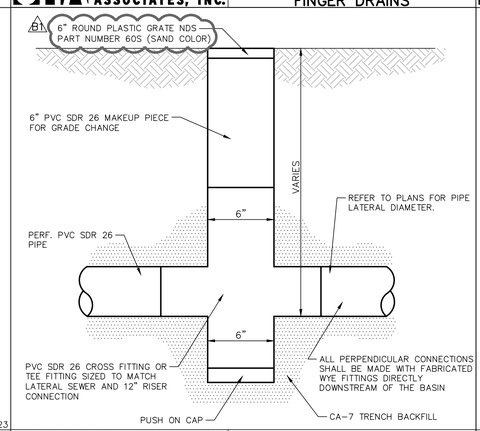

04.02.2021

YARD DRAIN DETAIL

NOTE:
1. STEEL GRATE TO BE 2.5"x3/16" BEARING BARS, 1-1/2" ON CENTER, REGULAR CROSS BARS 4" ON CENTER.
2. GRATE TO INCLUDE STANDARD TRIM BANDING. NO OPEN END DESIGNS WILL BE APPROVED.
3. GRATE TO BE RECESSED INTO THE SLAB TOP.
4. CONTRACTOR TO SUBMIT SHOP DRAWING OF STRUCTURE AND GRATING FOR APPROVAL FROM THE OWNER AND ENGINEER.

NOTE:
SEE STORM TABLE FOR MATERIAL REQUIREMENTS.

TRENCH WIDTH
WIDTH (MAX.) = 9" + OD + 9" WHEN TRENCH DEPTH ≤ 5 FT.
WIDTH (MAX.) = 18" + OD + 18" WHEN TRENCH DEPTH > 5 FT.

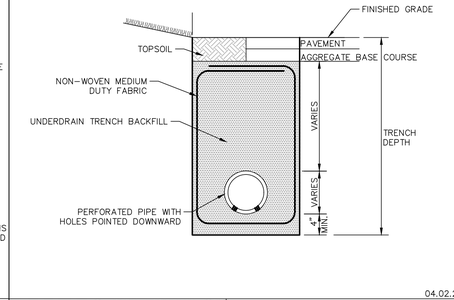

04.02.2021

STORM UNDERDRAIN DETAIL

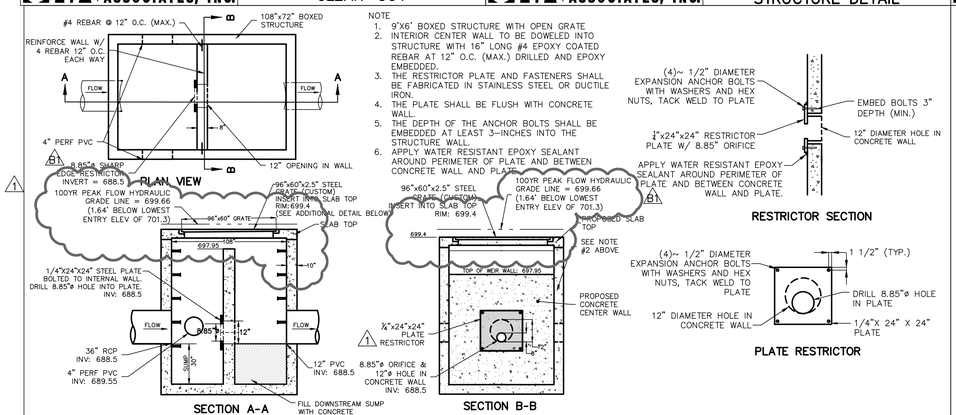

CONTROL AND OVERFLOW STRUCTURE DETAIL

NOTE:
SEE STORM TABLE FOR MATERIAL REQUIREMENTS.

TRENCH WIDTH
WIDTH (MAX.) = 9" + OD + 9" WHEN TRENCH DEPTH ≤ 5 FT.
WIDTH (MAX.) = 18" + OD + 18" WHEN TRENCH DEPTH > 5 FT.

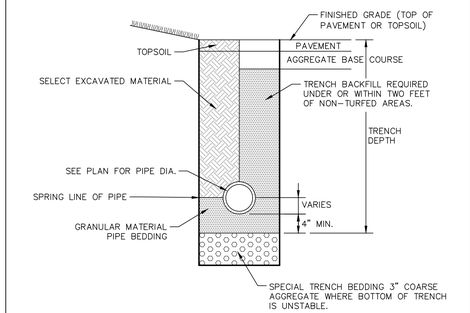

04.02.2021

STORM TRENCH DETAIL RIGID PIPE INSTALLATION

NOTE:
SEE STORM TABLE FOR MATERIAL REQUIREMENTS.

TRENCH WIDTH
WIDTH (MAX.) = 9" + OD + 9" WHEN TRENCH DEPTH ≤ 5 FT.
WIDTH (MAX.) = 18" + OD + 18" WHEN TRENCH DEPTH > 5 FT.

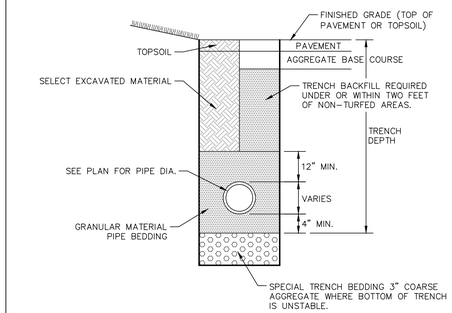

04.02.2021

STORM TRENCH DETAIL FLEXIBLE PIPE INSTALLATION

NOTE
1. STEEL GRATE TO BE 2.5"x3/16" BEARING BARS, 1-1/2" ON CENTER, REGULAR CROSS BARS 4" ON CENTER.
2. GRATE TO INCLUDE STANDARD TRIM BANDING. NO OPEN END DESIGNS WILL BE APPROVED.
3. GRATE TO BE RECESSED INTO THE SLAB TOP.
4. CONTRACTOR TO SUBMIT SHOP DRAWING OF STRUCTURE AND GRATING FOR APPROVAL FROM THE OWNER AND ENGINEER.



9'X6' OVERFLOW GRATE

Actual size to read at scale
2 IN
1 IN
0 IN

ARCHITECTS:

STR Partners, LLC
350 West Ontario Street | Suite 200
Chicago, IL 60654

T: 312.464.1444
www.strpartners.com

- CONSTRUCTION MANAGER
  PEPPER CONSTRUCTION COMPANY
  411 N Lake Zurich Rd
  Barrington, IL 60010
  (847) 381-2760
- CIVIL ENGINEERING/LANDSCAPE ARCHITECTURE
  GEWALT HAMILTON ASSOCIATES
  625 Forest Edge Drive
  Vernon Hills, IL 60061
  (847) 478-9700
- STRUCTURAL ENGINEERING
  SHEFFEE LULKIN AND ASSOCIATES
  4211 Main St
  Skokie, IL 60076
  (847) 677-8600
- MEP/FP ENGINEERING
  CS2 DESIGN GROUP, LLC
  837 Oakton St
  Elk Grove Village, IL 60007
  (847) 981-1880

KEY PLAN

DONALD E. MATTHEWS 062-040808 REGISTERED PROFESSIONAL ENGINEER OF ILLINOIS

SCOPE DOCUMENT

This sheet is one drawing within a complete set of documents and shall not be considered separately from the Drawings as a whole. The Drawings indicate general scope of project in terms of architectural design concept, building dimensions, major architectural elements, and types of structural, mechanical, and electrical systems. As Scope Documents, the Drawings do not necessarily indicate / describe all work required for full performance and completion of requirements of the Construction Documents. On the basis of the general scope indicated or described, the Contractor shall furnish all items required for proper execution and completion of the Work.

Copyright Notice, Copyright © 2024 STR PARTNERS, LLC

The information in this document is the intellectual property of STR Partners, LLC. It is intended solely for use by the Client during only this specific project. Reproduction of any portion of this document for any purpose other than for its intended use is not permitted without specific written permission of STR Partners, LLC.

PROJECT

D214 BGHS ATHLETIC FIELD RENOVATIONS PHASE 2

1100 W Dundee Road
Buffalo Grove, IL 60089

Township High School District 214
2121 South Goebbert Road
Arlington Heights, IL 60005

CLIENT PROJECT NUMBER

STR PROJECT NUMBER
24016

DRAWING DATES

NUMBER	DATE	COMMENTS
3.1	FEB 10, 2025	BULLETIN #1
4	JAN 31, 2025	ISSUE FOR CONSTRUCTION
3	OCT 4, 2024	ADDENDUM #2
2.1	SEPT 27, 2024	ADDENDUM #1
3	AUG 30, 2024	ISSUE FOR BID
2	JULY 23, 2024	50% CONSTRUCTION DOCUMENTS
1	MAY 17, 2024	75% DD REVIEW AND ESTIMATE

DRAWING TITLE

STORM SEWER DETAILS

SHEET NUMBER

C8.0

NOTES:

1. KEYSTONE TO BE SCULPTURED ROCK FACE STANDARD UNIT (SERIES I OR III) HAVING DIMENSIONS OF 8"H X 18"W X 18"–21"D. GRAY COLOR.
2. USE STANDARD 1/2" X 9–1/4" HIGH STRENGTH PULTRUSION FIBERGLASS PINS.
3. ADHERE KEYSTONE CAP TO KEYSTONE UNITS.
4. WALL BOTTOM IS TO BE IMBEDDED 12" BELOW FINISHED GRADE.
5. "KEYSTONE" RETAINING WALL SYSTEM AS MANUFACTURED BY:
   SERVICE KONSTRUCTION SUPPLY
   44W452 ROUTE 20
   HAMPSHIRE, IL 60140
   (847) 683–3350
6. WALL IS TO BE CONSTRUCTED IN A ACCORDANCE WITH MANUFACTURER'S RECOMMENDATIONS.
7. CONTRACTOR SHALL SUBMIT A TYPICAL WALL DESIGN FOR EACH RANGE OF HEIGHTS AND SURCHARGE CONDITIONS FOR REVIEW. EACH DESIGN MUST BE PREPARED AND SEALED BY A REGISTERED ILLINOIS STRUCTURAL ENGINEER AND MUST BE SITE SPECIFIC.
8. INSTALL 4" PERFORATED SDR 26 UNDERDRAIN WITH FILTER SOCK BEHIND WALL AS SHOWN, CONNECT TO DOWNSTREAM SEWER. FLEXIBLE UNDERDRAIN PIPES ARE NOT PERMITTED.
9. RETAINING WALL CONSTRUCTION SHALL BE COORDINATED WITH FENCE CONTRACTOR. RETAINING WALL INSTALLATION WILL BE REQUIRED TO BE CONSTRUCTED IN MULTIPLE STAGES IN ORDER FOR FENCE FOUNDATION AND POST INSTALLATION TO OCCUR. GEOSYNTHETIC REINFORCEMENT TO BE INSTALLED AROUND FENCE SLEEVE.

8' TALL FENCE (RIGHT FIELD)

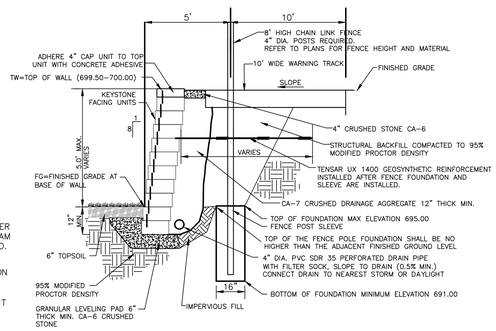

8' TALL FENCE (LEFT FIELD)

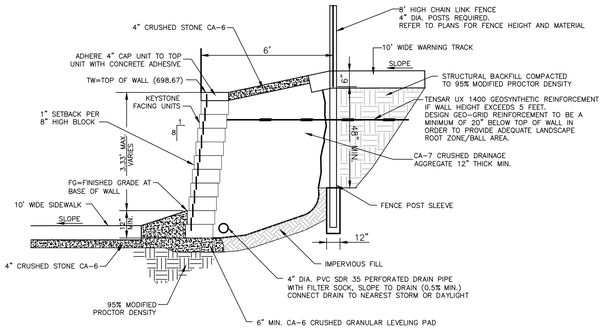

5.10.2024

KEYSTONE CONCRETE BLOCK RETAINING WALL WITH FENCE BEHIND

NOTES:

1. PRIOR TO EXCAVATION, SAWCUT PAVEMENT FULL DEPTH.
2. EXCAVATE THE STONE BASE AND SUBBASE.
3. INSTALL UTILITY PIPE AND BACKFILL WITH MATERIAL PER THE UTILITY TABLE. COMPACT MECHANICALLY TO 95% STANDARD PROCTOR DENSITY.
4. SAWCUT STRAIGHT AND PARALLEL AND REMOVE AN ADDITIONAL 24" OF PAVEMENT ON BOTH SIDES OF TRENCH.
5. INSTALL REMAINING CA–6 CRUSHED STONE BASE AND COMPACT WITH A VIBRATORY COMPACTOR TO 95% STANDARD PROCTOR DENSITY. INSTALL BITUMINOUS CONCRETE PAVEMENT. MATCH EXISTING PAVEMENT THICKNESS OR PAVEMENT THICKNESS CALLED OUT FOR RESPECTIVE PATCH LOCATION AND COMPACT TO 93% DENSITY.

TRENCH WIDTH
WIDTH (MAX.) = 9" + OD + 9" WHEN TRENCH ≤ 5 FT.
WIDTH (MAX.) = 18" + OD + 18" WHEN TRENCH > 5 FT.

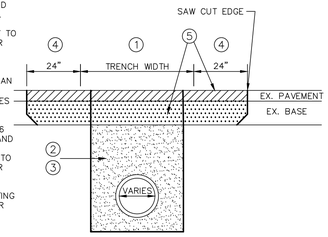

10.12.2018

UTILITY TRENCH PAVEMENT REPAIR DETAIL

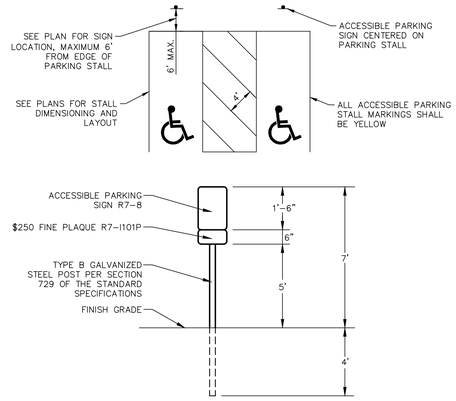

11.27.2018

ACCESSIBLE PARKING DETAIL

PRIVATE PROPERTY
ADA Detectable Warning shall be Tuftile replaceable polymer panel manufactured by Tuftile, Federal #31350 safety red, 24" width straight and curved sections installed per manufacturers guidelines (10 SF MIN.). Alternate approved equal replaceable ADA detectable warning products are subject to review and approval.

ROAD RIGHT–OF–WAY
Detectable warning panels shall be NEENAH R–4984 or approved equal, colored NATURAL PATINA, 24" x 24" panels. match sidewalk width. Installed per manufacturers guidelines.

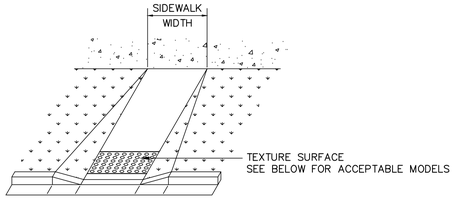

NOTE: REFER TO IDOT CURB RAMP DETAILS 424001–11, 424016–05, 424026–03

GENERAL NOTES

RAMPS SHALL BE LOCATED AS SHOWN ON PLANS IN ALIGNMENT WITH NORMAL SIDEWALK AND/OR CROSSWALK AND SHALL HAVE SUFFICIENT CURB LENGTH AT CORNER RADIUS TO PREVENT VEHICULAR ENCROACHMENT.

THE MAXIMUM SLOPE OF THE SIDE FLARE FOR TYPE B RAMPS SHALL BE 1:10; HOWEVER, IF THE WIDTH OF THE LANDING AREA BETWEEN THE TOP OF THE RAMP AND AN OBSTRUCTION IS LESS THAN 48" THEN THE MAXIMUM SLOPE SHALL BE 1:12.



TRUNCATED DOME DETAIL

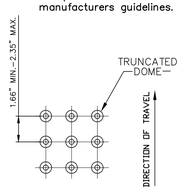

SQUARE PATTERN

DETECTIBLE WARNINGS DETAIL

ADA DETECTABLE WARNING TILE

R1–1

30" X 30"

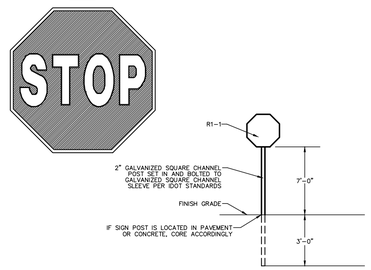

STOP SIGN DETAIL

NOTES:

1. INDUSTRIAL STRENGTH ALUMINUM FENCE. STYLE: ECHELON II MAJESTIC 3–RAIL COLOR: BLACK.
2. GATE LATCH SHALL BE ADA ACCESSIBLE.
3. GATES SHALL BE ABLE TO SWING IN BOTH DIRECTIONS.
4. REFER TO AMERISTAR FOR ADDITIONAL SPECIFICATIONS.

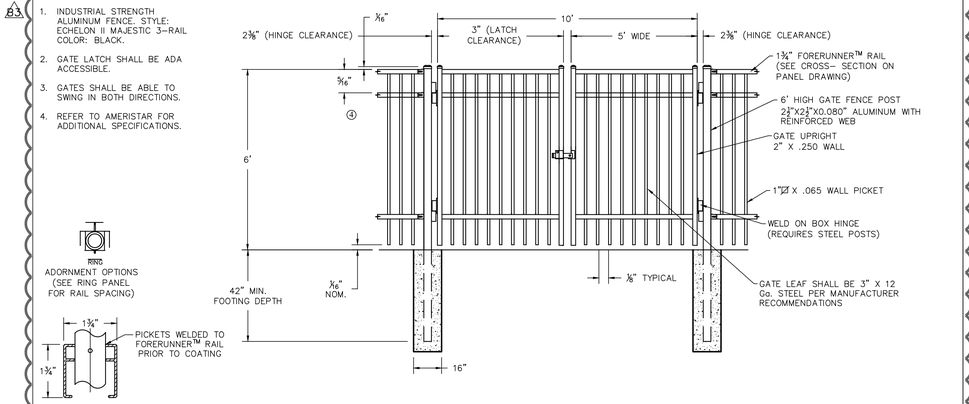

AMERISTAR DOUBLE GATE ARRANGEMENT

ARCHITECTS:

STR Partners, LLC
350 West Ontario Street | Suite 200
Chicago, IL 60654

T: 312.464.1444
www.strpartners.com

- CONSTRUCTION MANAGER
  PEPPER CONSTRUCTION COMPANY
  411 N Lake Zurich Rd
  Barrington, IL 60010
  (847) 381-2760
- CIVIL ENGINEERING/LANDSCAPE ARCHITECTURE
  GEWALT HAMILTON ASSOCIATES
  625 Forest Edge Drive
  Vernon Hills, IL 60061
  (847) 478-9700
- STRUCTURAL ENGINEERING
  SHEFFEE LULKIN AND ASSOCIATES
  4211 Main St
  Skokie, IL 60076
  (847) 677-8600
- MEP/FP ENGINEERING
  CS2 DESIGN GROUP, LLC
  837 Oakton St
  Elk Grove Village, IL 60007
  (847) 981-1880

KEY PLAN

SCOPE DOCUMENT

This sheet is one drawing within a complete set of documents and shall not be considered separately from the Drawings as a whole. The Drawings indicate general scope of project in terms of architectural design concept, building dimensions, major architectural elements, and types of structural, mechanical, and electrical systems. As Scope Documents, the Drawings do not necessarily indicate / describe all work required for full performance and completion of requirements of the Construction Documents. On the basis of the general scope indicated or described, the Contractor shall furnish all items required for proper execution and completion of the Work.

Copyright Notice, Copyright © 2024 STR PARTNERS, LLC

The information in this document is the intellectual property of STR Partners, LLC. It is intended solely for use by the Client during only this specific project. Reproduction of any portion of this document for any purpose other than for its intended use is not permitted without specific written permission of STR Partners, LLC.

PROJECT

D214 BGHS ATHLETIC FIELD RENOVATIONS PHASE 2
1100 W Dundee Road
Buffalo Grove, IL 60089

Township High School District 214
2121 South Goebbert Road
Arlington Heights, IL 60005

CLIENT PROJECT NUMBER

STR PROJECT NUMBER
24016

DRAWING DATES

NUMBER	DATE	COMMENTS
B3	JUN 27, 2025	BULLETIN #3R2
B2	MAY 7, 2025	BULLETIN #2
B1	FEB 10, 2025	BULLETIN #1
4	JAN 31, 2025	ISSUE FOR CONSTRUCTION
2	OCT 4, 2024	ADDENDUM #2
1	SEPT 27, 2024	ADDENDUM #1
3	AUG 30, 2024	ISSUE FOR BID
2	JULY 23, 2024	50% CONSTRUCTION DOCUMENTS
1	MAY 17, 2024	75% DD REVIEW AND ESTIMATE

DRAWING TITLE

STORM, RETAINING WALL, & MISC. DETAILS

SHEET NUMBER

C9.0 1

Actual size to read at scale
2 IN
1 IN
0 IN

NOTES:

1. KEYSTONE TO BE SCULPTURED ROCK FACE STANDARD UNIT (SERIES I OR III) HAVING DIMENSIONS OF 8"H X 18"W X 18"–21"D. GRAY COLOR.
2. USE STANDARD 1/2" X 9–1/4" HIGH STRENGTH PULTRUSION FIBERGLASS PINS.
3. ADHERE KEYSTONE CAP TO KEYSTONE UNITS.
4. WALL BOTTOM IS TO BE IMBEDDED 12" BELOW FINISHED GRADE.
5. "KEYSTONE" RETAINING WALL SYSTEM AS MANUFACTURED BY:
   SERVICE KONSTRUCTION SUPPLY
   44W452 ROUTE 20
   HAMPSHIRE, IL 60140
   (847) 683–3350
6. WALL IS TO BE CONSTRUCTED IN A ACCORDANCE WITH MANUFACTURER'S RECOMMENDATIONS.
7. CONTRACTOR SHALL SUBMIT A TYPICAL WALL DESIGN FOR EACH RANGE OF HEIGHTS AND SURCHARGE CONDITIONS FOR REVIEW. EACH DESIGN MUST BE PREPARED AND SEALED BY A REGISTERED ILLINOIS STRUCTURAL ENGINEER AND MUST BE SITE SPECIFIC.
8. INSTALL 4" PERFORATED SDR 26 UNDERDRAIN WITH FILTER SOCK BEHIND WALL AS SHOWN, CONNECT TO DOWNSTREAM SEWER. FLEXIBLE UNDERDRAIN PIPES ARE NOT PERMITTED
9. RETAINING WALL CONSTRUCTION SHALL BE COORDINATED WITH FENCE CONTRACTOR. RETAINING WALL INSTALLATION WILL BE REQUIRED TO BE CONSTRUCTED IN MULTIPLE STAGES IN ORDER FOR FENCE FOUNDATION AND POST INSTALLATION TO OCCUR. GEOSYNTHETIC REINFORCEMENT TO BE INSTALLED AROUND FENCE SLEEVE.

8' TALL FENCE (RIGHT FIELD)

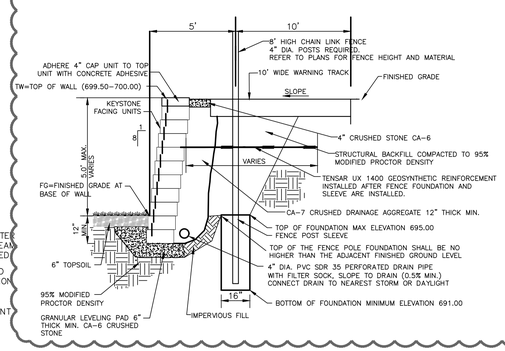

8' TALL FENCE (LEFT FIELD)

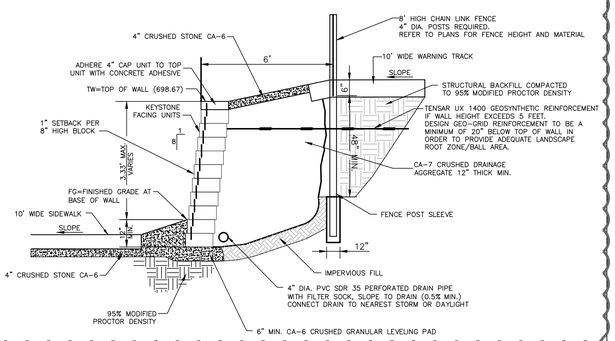

5.10.2024

KEYSTONE CONCRETE BLOCK RETAINING WALL WITH FENCE BEHIND

NOTES:

1. PRIOR TO EXCAVATION, SAWCUT PAVEMENT FULL DEPTH.
2. EXCAVATE THE STONE BASE AND SUBBASE.
3. INSTALL UTILITY PIPE AND BACKFILL WITH MATERIAL PER THE UTILITY TABLE. COMPACT MECHANICALLY TO 95% STANDARD PROCTOR DENSITY.
4. SAWCUT STRAIGHT AND PARALLEL AND REMOVE AN ADDITIONAL 24" OF PAVEMENT ON BOTH SIDES OF TRENCH.
5. INSTALL REMAINING CA–6 CRUSHED STONE BASE AND COMPACT WITH A VIBRATORY COMPACTOR TO 95% STANDARD PROCTOR DENSITY. INSTALL BITUMINOUS CONCRETE PAVEMENT. MATCH EXISTING PAVEMENT THICKNESS OR PAVEMENT THICKNESS CALLED OUT FOR RESPECTIVE PATCH LOCATION AND COMPACT TO 93% DENSITY.

TRENCH WIDTH
WIDTH (MAX.) = 9" + OD + 9" WHEN TRENCH ≤ 5 FT.
WIDTH (MAX.) = 18" + OD + 18" WHEN TRENCH > 5 FT.

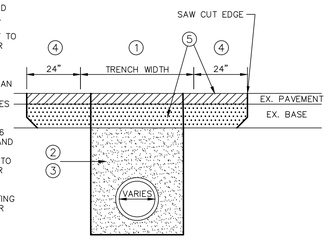

10.12.2018

UTILITY TRENCH PAVEMENT REPAIR DETAIL

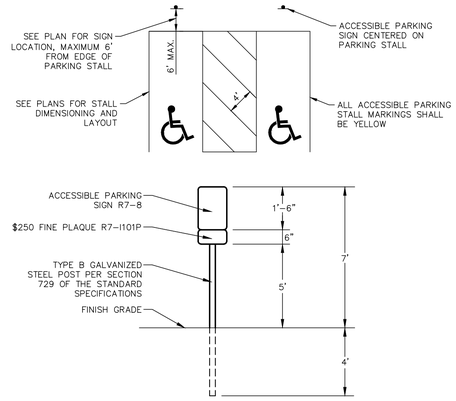

11.27.2018

ACCESSIBLE PARKING DETAIL

SIDEWALK WIDTH

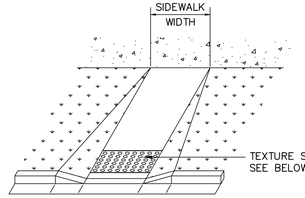

TEXTURE SURFACE
SEE BELOW FOR ACCEPTABLE MODELS

NOTE: REFER TO IDOT CURB RAMP DETAILS 424001–11, 424016–05, 424026–03

GENERAL NOTES

RAMPS SHALL BE LOCATED AS SHOWN ON PLANS IN ALIGNMENT WITH NORMAL SIDEWALK AND/OR CROSSWALK AND SHALL HAVE SUFFICIENT CURB LENGTH AT CORNER RADIUS TO PREVENT VEHICULAR ENCROACHMENT.

THE MAXIMUM SLOPE OF THE SIDE FLARE FOR TYPE B RAMPS SHALL BE 1:10; HOWEVER, IF THE WIDTH OF THE LANDING AREA BETWEEN THE TOP OF THE RAMP AND AN OBSTRUCTION IS LESS THAN 48" THEN THE MAXIMUM SLOPE SHALL BE 1:12.



TRUNCATED DOME DETAIL

PRIVATE PROPERTY
ADA Detectable Warning shall be Tuftile replaceable polymer panel manufactured by Tuftile, Federal #31350 safety red, 24" width straight and curved sections installed per manufacturers guidelines (10 SF MIN.). Alternate approved equal replaceable ADA detectable warning products are subject to review and approval.

ROAD RIGHT–OF–WAY
Detectable warning panels shall be NEENAH R–4984 or approved equal, colored NATURAL PATINA, 24" x 24" panels. match sidewalk width. Installed per manufacturers guidelines.

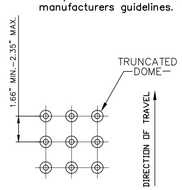

SQUARE PATTERN

DETECTIBLE WARNINGS DETAIL

ADA DETECTABLE WARNING TILE

R1–1

30" X 30"

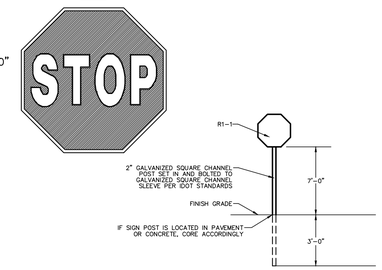

STOP SIGN DETAIL

ACCESSIBLE PARKING DETAIL

Actual size to read at scale
2 IN
1 IN
0 IN

ARCHITECTS:

STR Partners, LLC
350 West Ontario Street | Suite 200
Chicago, IL 60654

T: 312.464.1444
www.strpartners.com

- CONSTRUCTION MANAGER
  PEPPER CONSTRUCTION COMPANY
  411 N Lake Zurich Rd
  Barrington, IL 60010
  (847) 381-2760
- CIVIL ENGINEERING/LANDSCAPE ARCHITECTURE
  GEWALT HAMILTON ASSOCIATES
  625 Forest Edge Drive
  Vernon Hills, IL 60061
  (847) 478-9700
- STRUCTURAL ENGINEERING
  SHEFFEE LULKIN AND ASSOCIATES
  4211 Main St
  Skokie, IL 60076
  (847) 677-8600
- MEP/FP ENGINEERING
  CS2 DESIGN GROUP, LLC
  837 Oakton St
  Elk Grove Village, IL 60007
  (847) 981-1880

KEY PLAN

SCOPE DOCUMENT

This sheet is one drawing within a complete set of documents and shall not be considered separately from the Drawings as a whole. The Drawings indicate general scope of project in terms of architectural design concept, building dimensions, major architectural elements, and types of structural, mechanical, and electrical systems. As Scope Documents, the Drawings do not necessarily indicate / describe all work required for full performance and completion of requirements of the Construction Documents. On the basis of the general scope indicated or described, the Contractor shall furnish all items required for proper execution and completion of the Work.

Copyright Notice, Copyright © 2024 STR PARTNERS, LLC

The information in this document is the intellectual property of STR Partners, LLC. It is intended solely for use by the Client during only this specific project. Reproduction of any portion of this document for any purpose other than for its intended use is not permitted without specific written permission of STR Partners, LLC.

PROJECT

D214 BGHS ATHLETIC FIELD RENOVATIONS PHASE 2
1100 W Dundee Road
Buffalo Grove, IL 60089

Township High School District 214
2121 South Goebbert Road
Arlington Heights, IL 60005

CLIENT PROJECT NUMBER

STR PROJECT NUMBER
24016

DRAWING DATES

NUMBER	DATE	COMMENTS
Δ1	FEB 10, 2025	BULLETIN #1
4	JAN 31, 2025	ISSUE FOR CONSTRUCTION
Δ2	OCT 4, 2024	ADDENDUM #2
Δ1	SEPT 27, 2024	ADDENDUM #1
3	AUG 30, 2024	ISSUE FOR BID
2	JULY 23, 2024	50% CONSTRUCTION DOCUMENTS
1	MAY 17, 2024	75% DD REVIEW AND ESTIMATE

DRAWING TITLE

STORM, RETAINING WALL, & MISC. DETAILS

SHEET NUMBER

C9.0 Δ1

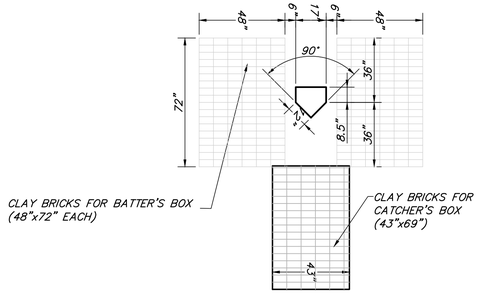

BATTER'S BOX & CATCHER'S BOX DETAIL

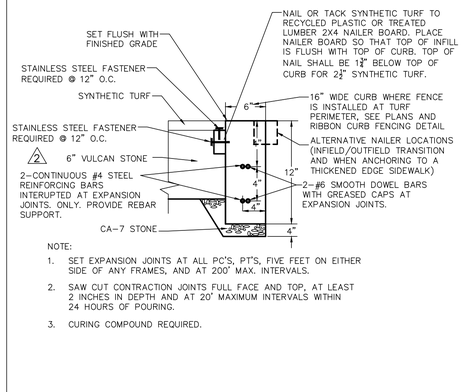

NOTE:

1. SET EXPANSION JOINTS AT ALL PC'S, PT'S, FIVE FEET ON EITHER SIDE OF ANY FRAMES, AND AT 200' MAX. INTERVALS.
2. SAW CUT CONTRACTION JOINTS FULL FACE AND TOP, AT LEAST 2 INCHES IN DEPTH AND AT 20' MAXIMUM INTERVALS WITHIN 24 HOURS OF POURING.
3. CURING COMPOUND REQUIRED.

05.11.2019

GEWALT HAMILTON ASSOCIATES, INC.

SYNTHETIC TURF NAILER BOARD CURB DETAIL

NOTE:
SEE WATER TABLE FOR MATERIAL REQUIREMENTS.

TRENCH WIDTH
WIDTH (MAX.) = 9" + OD + 9" WHEN TRENCH DEPTH ≤ 5 FT.
WIDTH (MAX.) = 18" + OD + 18" WHEN TRENCH DEPTH > 5 FT.

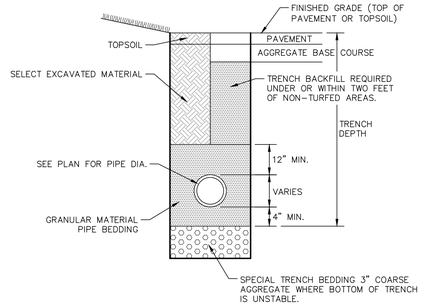

04.02.2021

GEWALT HAMILTON ASSOCIATES, INC.

WATER MAIN TRENCH

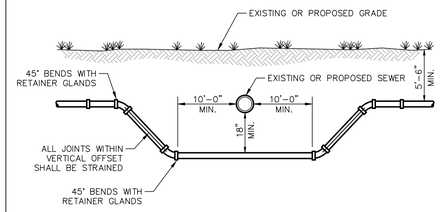

04.02.2021

GEWALT HAMILTON ASSOCIATES, INC.

HORIZONTAL WATER MAIN SEPARATION

VERTICAL SEPARATION REQUIREMENTS

CROSSING	REQUIRED VERTICAL SEPARATION	ADDITIONAL REQUIREMENTS (SELECT ONE)
WATER OVER SEWER	WATER INVERT >18" ABOVE CROWN OF SEWER.	**VERTICAL SEPARATION < 18"** 1. WATER OR SEWER TO BE ENCASED FOR A MINIMUM DISTANCE OF 10' FROM THE EDGE OF PIPE, ON EITHER SIDE, PERPENDICULAR TO THE CROSSING. 2. SEWER TO BE WATER MAIN CLASS PIPE FOR A DISTANCE OF 10' FROM THE EDGE OF PIPE ON EITHER SIDE PERPENDICULAR TO THE CROSSING.
SEWER OVER WATER	SEWER INVERT >18" ABOVE CROWN OF WATER. (SEWER INVERT < 18" ABOVE CROWN OF WATER NEVER ALLOWED)	**VERTICAL SEPARATION >18" (NEVER ALLOWED)** 1. WATER OR SEWER TO BE ENCASED FOR A MINIMUM DISTANCE OF 10' FROM THE EDGE OF PIPE ON EITHER SIDE PERPENDICULAR TO THE CROSSING. 2. SEWER TO BE WATER MAIN CLASS PIPE FOR A DISTANCE OF 10' FROM THE EDGE OF PIPE ON EITHER SIDE PERPENDICULAR TO THE CROSSING.

NOTES:

1. SEE WATER TABLE FOR FURTHER MATERIAL REQUIREMENTS.
2. SEPARATION REQUIREMENTS APPLY TO BOTH EXISTING AND PROPOSED WATER MAIN, STORM SEWER, SANITARY SEWER, COMBINED SEWER, AND ALL SERVICE CONNECTIONS.
3. WATER MAINS SHALL BE SEPARATED FROM SEPTIC TANKS, DISPOSAL FIELDS, SEEPAGE BEDS, AND LIFT STATIONS BY A MINIMUM OF 25'.

HORIZONTAL SEPARATION REQUIREMENTS

REQUIRED HORIZONTAL SEPARATION	ADDITIONAL REQUIREMENTS
10' OF LATERAL SEPARATION FROM EDGE OF PIPE TO EDGE OF PIPE.	**HORIZONTAL SEPARATION < 10'** 1. WATER INVERT 18" ABOVE CROWN OF SEWER. **HORIZONTAL SEPARATION < 10' & VERTICAL SEPARATION < 18"** 2. SEWER CONSTRUCTED WITH WATER MAIN CLASS PIPE (SEE VERTICAL SEPARATION REQUIREMENTS) AND PRESSURE TESTED TO THE MAXIMUM EXPECTED SURCHARGE PRIOR TO BACKFILLING.

RESTRAINED LENGTH TABLE

TYPE OF FITTING	RESTRAINED LENGTH (EACH WAY)
TEE AND PLUG	LENGTH OF TEE
90° BEND	18'-0"
45° BEND	8'-0"
22 1/2° BEND	4'-0"
11 1/4° BEND	2'-0"

LOCKING GASKET LENGTH TABLE

TYPE OF BEND/FITTING	DISTANCE FROM BEND/FITTING (EACH WAY)
45° HORIZONTAL BEND	15'-0"
22.5° HORIZONTAL BEND	10'-0"
45° VERTICAL OFFSET	25'-0"
TEES	PROVIDE THRUST BLOCK
PRESSURE CONNECTION	PROVIDE THRUST BLOCK
END CAPS	PROVIDE THRUST BLOCK

04.02.2021

GEWALT HAMILTON ASSOCIATES, INC.

WATER MAIN INSTALLATION AND SEPARATION REQUIREMENTS

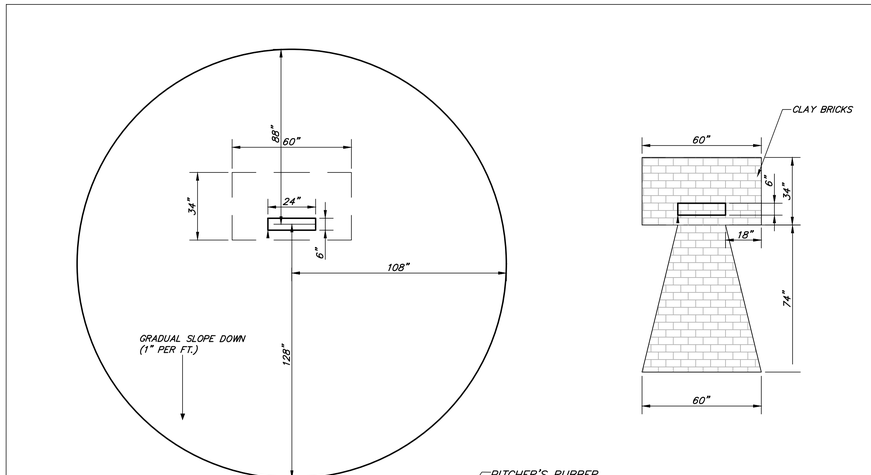

Actual size to read at scale
2 IN
1 IN
0 IN

01.20.2022

GEWALT HAMILTON ASSOCIATES, INC.

PITCHER'S MOUND DETAIL

SPORTSFIELD SPECIALTIES WWW.SPORTSFIELD.COM

Excellence from Design to Installation
4155 State Highway 10, PO Box 231, Delhi, NY 13753 CALL: 888-979-3343 FAX: 607-746-8481

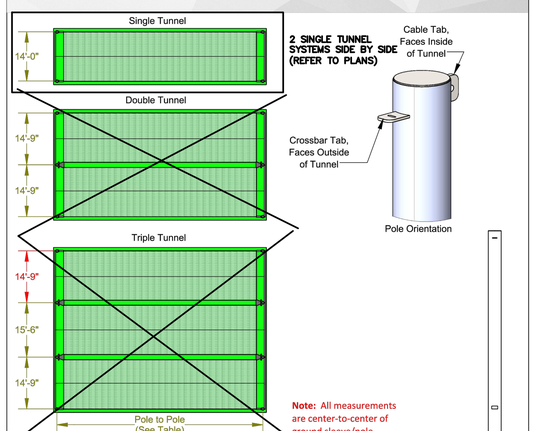

Model	Sport	Type	Net Length	Pole to Pole
BTTBS	Baseball	Single	75'	78'-8 5/8"
BTTBD		Double		
BTTBT		Triple		
BTTSS	Softball	Single	55'	58'-8 5/8"
BTTSD		Double		
BTTST		Triple		

PROPRIETARY AND CONFIDENTIAL
THE INFORMATION CONTAINED IN THIS DRAWING IS THE SOLE PROPERTY OF SPORTSFIELD SPECIALTIES INC. ANY REPRODUCTION IN PART OR AS A WHOLE WITHOUT THE WRITTEN PERMISSION OF SPORTSFIELD SPECIALTIES INC. IS PROHIBITED.

Tension Batting Tunnel
Pole and Ground Sleeve Layout

Not To Scale — Sportsfield Specialties Inc 105753.1-221220

C:\ENG\Sales Docs\Products\Baseball and Softball\Batting Tunnels\Tension Batting Tunnels\[Cut Sheets\].

SPORTSFIELD SPECIALTIES WWW.SPORTSFIELD.COM

Excellence from Design to Installation
4155 State Highway 10, PO Box 231, Delhi, NY 13753 CALL: 888-979-3343 FAX: 607-746-8481

CUSTOM SIZES AND DESIGNS AVAILABLE UPON REQUEST

STANDARD BLACK POWDER COATED FINISH

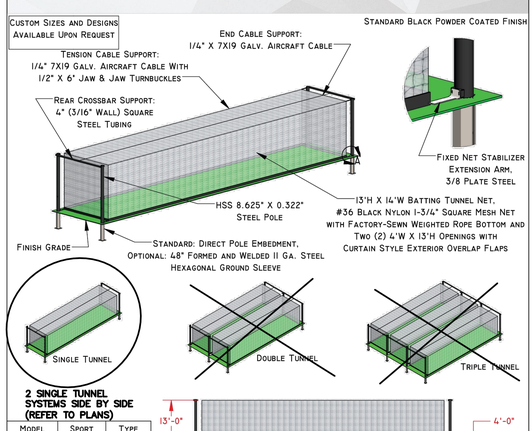

MODEL	SPORT	TYPE
BTTBS	BASEBALL	SINGLE
BTTBD		DOUBLE
BTTBT		TRIPLE
BTTSS	SOFTBALL	SINGLE
BTTSD		DOUBLE
BTTST		TRIPLE

FOUNDATION REQUIREMENTS VARY BASED ON LOCAL CODES AND SOIL CONDITIONS

SPORTSFIELD SPECIALTIES, INC. STRONGLY RECOMMENDS THE REMOVAL OF ALL NETS PRIOR TO EXPOSURE TO WINTER WEATHER, INCLUDING SNOW AND/OR ICE STORMS. WHENEVER POSSIBLE, THE NETS SHOULD ALSO BE LOWERED PRIOR TO ANY EXTREME WIND EVENTS. REMOVAL/LOWERING OF THE NETS WILL MITIGATE ANY UNFORESEEN DAMAGE TO THE POLES, NETS AND/OR ATTACHMENT HARDWARE. STORING NETS IN A DRY, PEST FREE LOCATION WILL HELP EXTEND THE LIFE OF THE NETS. SPORTSFIELD SPECIALTIES, INC. WILL NOT BE HELD LIABLE OR ASSUME RESPONSIBILITY FOR ANY DAMAGE TO THE NETS, POLES AND/OR CORRESPONDING ATTACHMENT HARDWARE IF THE NETS ARE NOT REMOVED/LOWERED PRIOR TO THE ABOVE DESCRIBED WIND AND/OR WEATHER EVENTS.

PROPRIETARY AND CONFIDENTIAL
THE INFORMATION CONTAINED IN THIS DRAWING IS THE SOLE PROPERTY OF SPORTSFIELD SPECIALTIES INC. ANY REPRODUCTION IN PART OR AS A WHOLE WITHOUT THE WRITTEN PERMISSION OF SPORTSFIELD SPECIALTIES INC. IS PROHIBITED.

Tension Batting Tunnel

Not To Scale — Sportsfield Specialties Inc 05292024

C:\ENG\Sales Docs\Products\Baseball and Softball\Batting Tunnels\Tension Batting Tunnels\[Cut Sheets\].

STR

ARCHITECTS:

STR Partners, LLC
350 West Ontario Street | Suite 200
Chicago, IL 60654

T: 312.464.1444
www.strpartners.com

- CONSTRUCTION MANAGER
  PEPPER CONSTRUCTION COMPANY
  411 N Lake Zurich Rd
  Barrington, IL 60010
  (847) 381-2760
- CIVIL ENGINEERING/LANDSCAPE ARCHITECTURE
  GEWALT HAMILTON ASSOCIATES
  625 Forest Edge Drive
  Vernon Hills, IL 60061
  (847) 478-9700
- STRUCTURAL ENGINEERING
  SHEFFEE LULKIN AND ASSOCIATES
  4211 Main St
  Skokie, IL 60076
  (847) 677-8600
- MEP/FP ENGINEERING
  CS2 DESIGN GROUP, LLC
  837 Oakton St
  Elk Grove Village, IL 60007
  (847) 981-1880

KEY PLAN

SCOPE DOCUMENT

This sheet is one drawing within a complete set of documents and shall not be considered separately from the Drawings as a whole. The Drawings indicate general scope of project in terms of architectural design concept, building dimensions, major architectural elements, and types of structural, mechanical, and electrical systems. As Scope Documents, the Drawings do not necessarily indicate / describe all work required for full performance and completion of requirements of the Construction Documents. On the basis of the general scope indicated or described, the Contractor shall furnish all items required for proper execution and completion of the Work.

Copyright Notice, Copyright © 2024 STR PARTNERS, LLC

The information in this document is the intellectual property of STR Partners, LLC. It is intended solely for use by the Client during only this specific project. Reproduction of any portion of this document for any purpose other than for its intended use is not permitted without specific written permission of STR Partners, LLC.

PROJECT

D214 BGHS ATHLETIC FIELD RENOVATIONS PHASE 2

1100 W Dundee Road
Buffalo Grove, IL 60089

Township High School District 214
2121 South Goebbert Road
Arlington Heights, IL 60005

CLIENT PROJECT NUMBER

STR PROJECT NUMBER
24016

DRAWING DATES

NUMBER	DATE	COMMENTS
BT1	FEB 10, 2025	BULLETIN #1
4	JAN 31, 2025	ISSUE FOR CONSTRUCTION
2	OCT 4, 2024	ADDENDUM #2
1	SEPT 27, 2024	ADDENDUM #1
3	AUG 30, 2024	ISSUE FOR BID
2	JULY 23, 2024	50% CONSTRUCTION DOCUMENTS
1	MAY 17, 2024	75% DD REVIEW AND ESTIMATE

DRAWING TITLE

BATTING CAGE & WATER DETAILS

SHEET NUMBER

C10.0

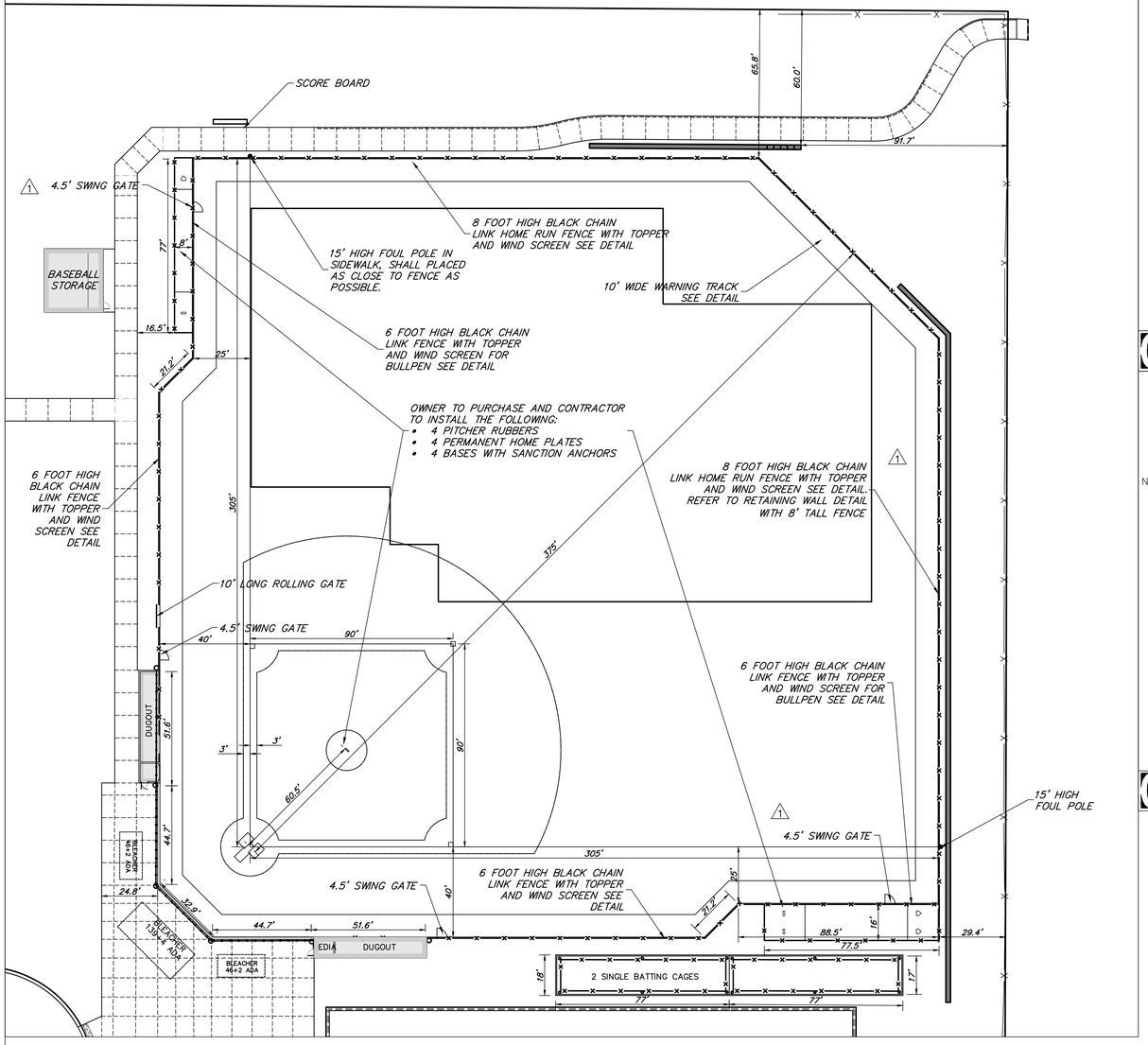

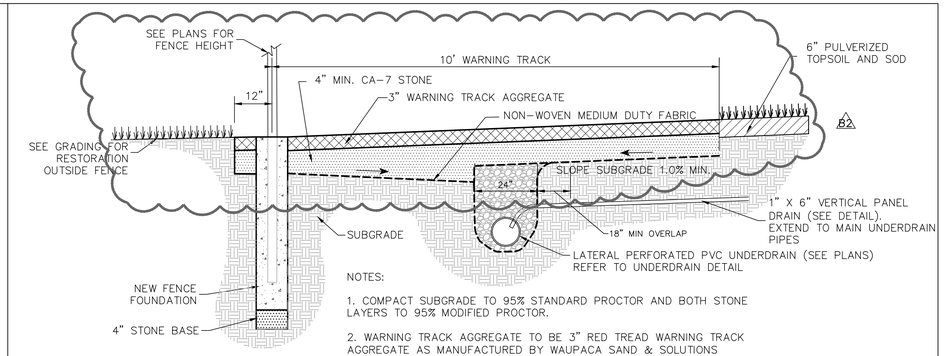

NOTES:

1. COMPACT SUBGRADE TO 95% STANDARD PROCTOR AND BOTH STONE LAYERS TO 95% MODIFIED PROCTOR.

2. WARNING TRACK AGGREGATE TO BE 3" RED TREAD WARNING TRACK AGGREGATE AS MANUFACTURED BY WAUPACA SAND & SOLUTIONS (715-258-8566) MATERIAL SHALL BE ROLLER COMPACTED. NO PLATE COMPACTORS.

3. FOR FENCE NEXT TO RETAINING WALL, REFER TO KEYSTONE CONCRETE BLOCK RETAINING WALL WITH FENCE BEHIND DETAIL.

01.20.2022

GEWALT HAMILTON ASSOCIATES, INC.

WARNING TRACK TYPICAL SECTION

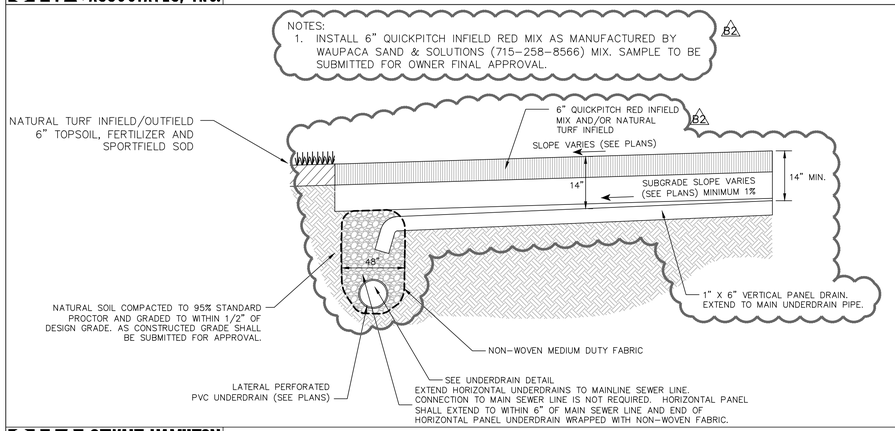

GEWALT HAMILTON ASSOCIATES, INC.

BASEBALL FIELD MIX AND UNDERDRAIN SYSTEM TYPICAL SECTION

THE FOLLOWING ARE APPROVED HORIZONTAL UNDERDRAIN SYSTEMS:

1. HYDRAWAY 2000 DRAINAGE SYSTEM.

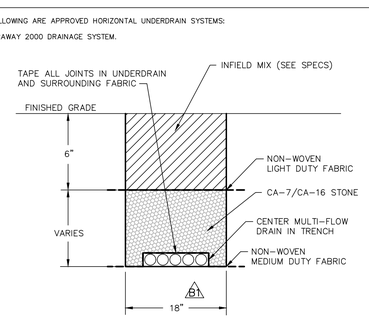

12" HORIZONTAL PANEL UNDERDRAIN SECTION

CONNECT HORIZONTAL PANELS INTO MAINLINE UNDERDRAIN TRENCH AS SHOWN ON PLANS

05.11.2019

GEWALT HAMILTON ASSOCIATES, INC. — 12" HORIZONTAL PANEL DRAIN DETAIL

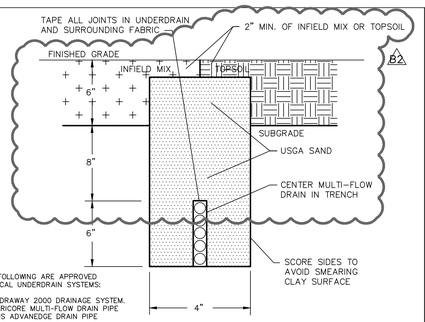

THE FOLLOWING ARE APPROVED VERTICAL UNDERDRAIN SYSTEMS:

1. HYDRAWAY 2000 DRAINAGE SYSTEM.
2. VARICORE MULTI-FLOW DRAIN PIPE
3. ADS ADVANEDGE DRAIN PIPE

4"

6" VERTICAL PANEL UNDERDRAIN SECTION

UNDERDRAIN TO BE INSTALLED ON UNIFORM SLOPE TO DRAIN TO TRUNK LINE.
CONNECT VERTICAL PANELS INTO MAINLINE UNDERDRAIN TRENCH AS SHOWN ON PLANS
REFER TO PLANS FOR AREAS WITH A SPECIFIED DEPTH.

05.11.2019

GEWALT HAMILTON ASSOCIATES, INC. — 6" VERTICAL PANEL DRAIN DETAIL

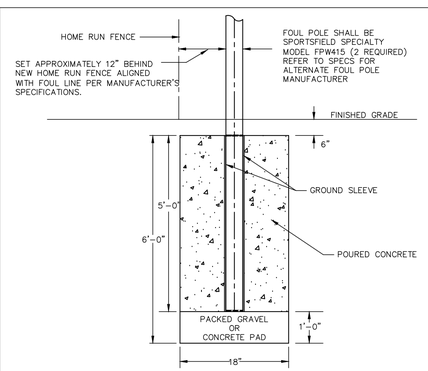

2 NEW FOUL POLES TO BE PROVIDED AND INSTALLED BY CONTRACTOR. INSTALL PER MANUFACTURER'S SPECIFICATIONS. CONCRETE FOUNDATION SIZE AND DEPTH SHALL BE THE MORE RESTRICTIVE SIZE BETWEEN THE DETAIL AND THE MANUFACTURER'S.

GEWALT HAMILTON ASSOCIATES, INC. — FOUL POLE FOUNDATION DETAIL

REFER TO SPECS FOR ALTERNATE FOUL POLE MANUFACTURER

SPORTSFIELD SPECIALTIES WWW.SPORTSFIELD.COM

Excellence from Design to Installation

4155 State Highway 10, PO Box 231, Delhi, NY 13753 CALL: 888-973-3343 FAX: 607-746-8481

ALTERNATE FOUL POLE AFP-22-C 15 FOOT TALL FOUL POLE WITH 7 FOOT X 18" WING AS MANUFACTURED BY NATIONAL SPORTS NETS

Standard Powder Coated Yellow Finish, *White or Orange Available Upon Request to Meet Current NCAA Softball Field of Play, Foul Pole Rule 2.16.1 Requiring a Contrasting Color to the Ball that Became Mandatory in 2018

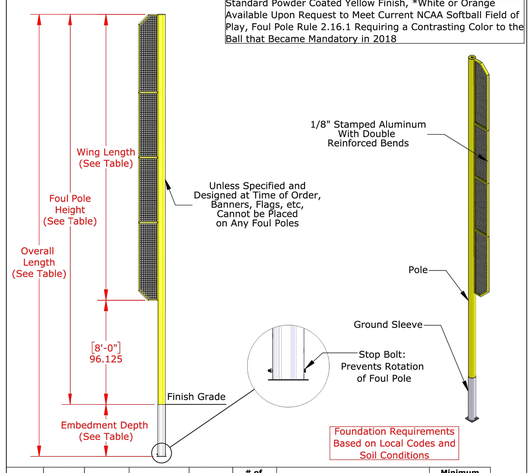

Part No.	Foul Pole Height	Overall Length	Embedment Depth	Wing Length	# of Wing Panels	Pole Material	Minimum Foundation Diameter
FPW415	15'	17'-6"	2'-6"	7'	1	4" OD x 0.125" Wall Aluminum	18"
FPW420	20'	22'-6"	2'-6"	12'	2	4" OD x 0.125" Wall Aluminum	18"
FPW630	30'	34'	4'-0"	22'	4	6-5/8" OD x 0.280" Wall Aluminum	24"
FPW640	40'	44'	4'-0"	32'	6	6-5/8" OD x 0.280" Wall Steel	24"

PROPRIETARY AND CONFIDENTIAL
THE INFORMATION CONTAINED IN THIS DRAWING IS THE SOLE PROPERTY OF SPORTSFIELD SPECIALTIES INC. ANY REPRODUCTION IN PART OR AS A WHOLE WITHOUT THE WRITTEN PERMISSION OF SPORTSFIELD SPECIALTIES INC. IS PROHIBITED.

Ground Sleeve Foul Pole with Wing

Not To Scale

Sportsfield Specialties Inc 06302020

Actual size to read at scale: 2 IN / 1 IN / 0 IN

ARCHITECTS:

STR Partners, LLC
350 West Ontario Street | Suite 200
Chicago, IL 60654

T: 312.464.1444
www.strpartners.com

- CONSTRUCTION MANAGER
PEPPER CONSTRUCTION COMPANY
411 N Lake Zurich Rd
Barrington, IL 60010
(847) 381-2760

- CIVIL ENGINEERING/LANDSCAPE ARCHITECTURE
GEWALT HAMILTON ASSOCIATES
625 Forest Edge Drive
Vernon Hills, IL 60061
(847) 478-9700

- STRUCTURAL ENGINEERING
SHEFFEE LULKIN AND ASSOCIATES
4211 Main St
Skokie, IL 60076
(847) 677-8600

- MEP/FP ENGINEERING
CS2 DESIGN GROUP, LLC
837 Oakton St
Elk Grove Village, IL 60007
(847) 981-1880

KEY PLAN

SCOPE DOCUMENT

This sheet is one drawing within a complete set of documents and shall not be considered separately from the Drawings as a whole. The Drawings indicate general scope of project in terms of architectural design concept, building dimensions, major architectural elements, and types of structural, mechanical, and electrical systems. As Scope Documents, the Drawings do not necessarily indicate / describe all work required for full performance and completion of requirements of the Construction Documents. On the basis of the general scope indicated or described, the Contractor shall furnish all items required for proper execution and completion of the Work.

Copyright Notice, Copyright © 2024 STR PARTNERS, LLC

The information in this document is the intellectual property of STR Partners, LLC. It is intended solely for use by the Client during only this specific project. Reproduction of any portion of this document for any purpose other than for its intended use is not permitted without specific written permission of STR Partners, LLC.

PROJECT

D214 BGHS ATHLETIC FIELD RENOVATIONS PHASE 2
1100 W Dundee Road
Buffalo Grove, IL 60089

Township High School District 214
2121 South Goebbert Road
Arlington Heights, IL 60005

CLIENT PROJECT NUMBER

STR PROJECT NUMBER
24016

DRAWING DATES

NUMBER	DATE	COMMENTS
B2	MAY 7, 2025	BULLETIN #2
B1	FEB 10, 2025	BULLETIN #1
4	JAN 31, 2025	ISSUE FOR CONSTRUCTION
2	OCT 4, 2024	ADDENDUM #2
1	SEPT 27, 2024	ADDENDUM #1
3	AUG 30, 2024	ISSUE FOR BID
2	JULY 23, 2024	50% CONSTRUCTION DOCUMENTS
1	MAY 17, 2024	75% DD REVIEW AND ESTIMATE

DRAWING TITLE

BASEBALL DETAILS

SHEET NUMBER

C11.0 1

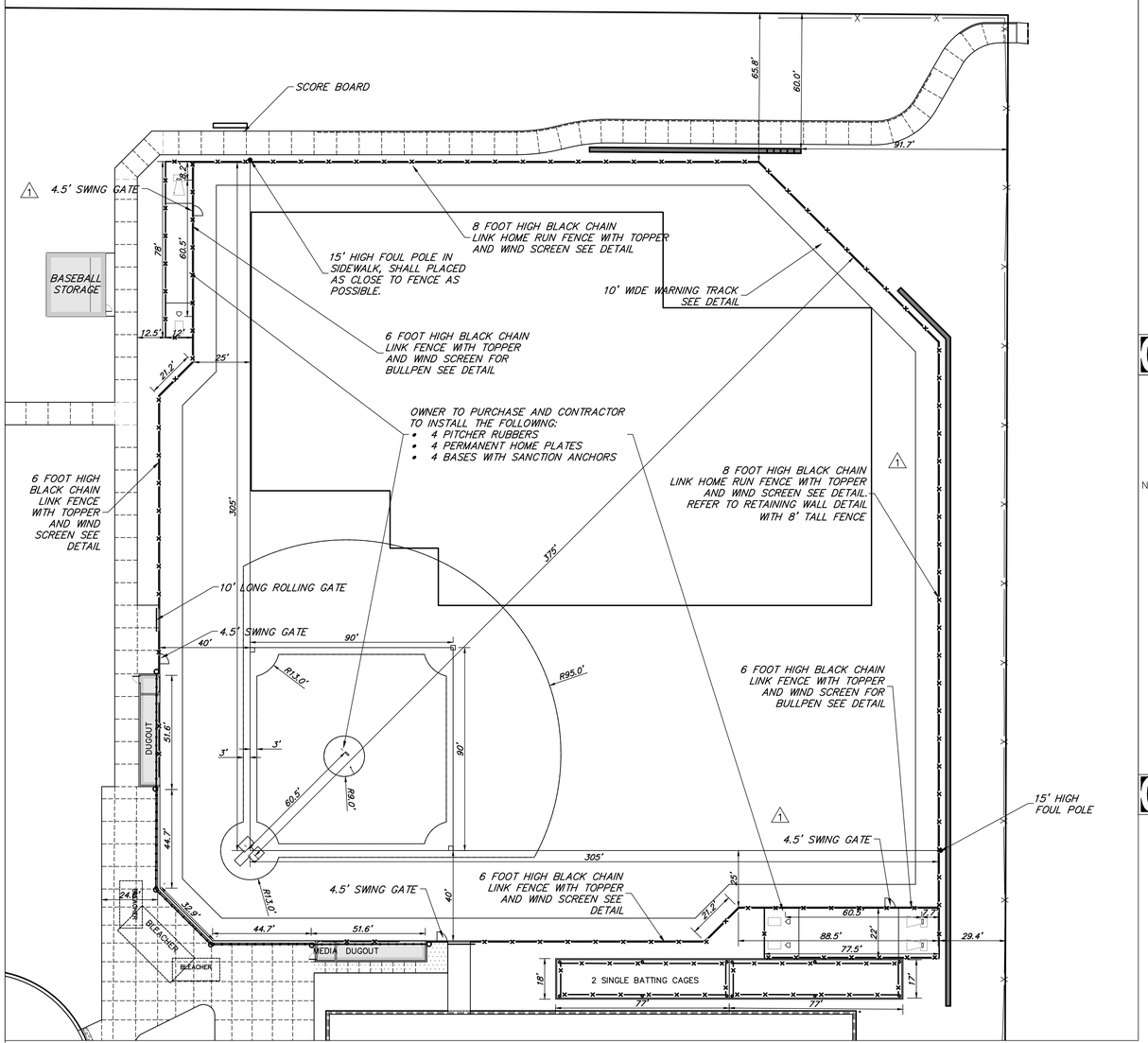

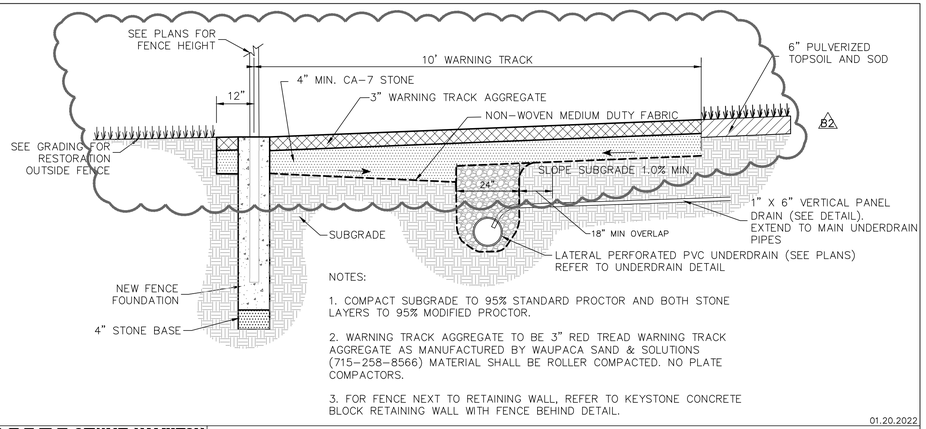

GHA GEWALT HAMILTON ASSOCIATES, INC.

WARNING TRACK TYPICAL SECTION

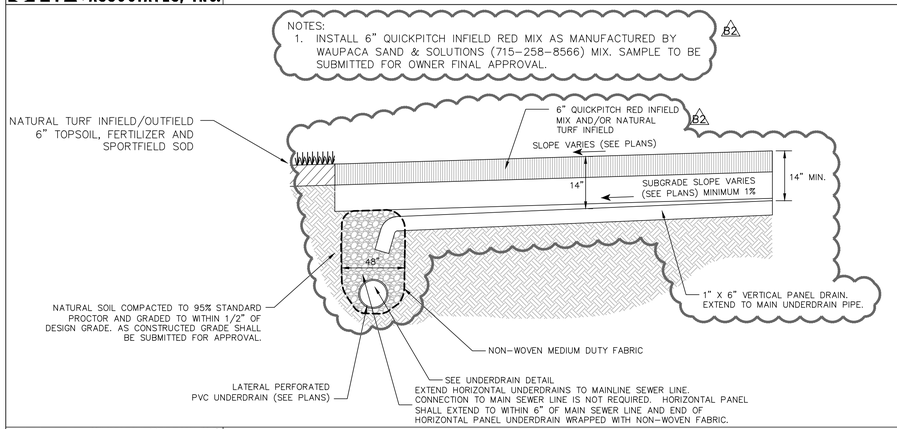

GHA GEWALT HAMILTON ASSOCIATES, INC.

BASEBALL FIELD MIX AND UNDERDRAIN SYSTEM TYPICAL SECTION

THE FOLLOWING ARE APPROVED HORIZONTAL UNDERDRAIN SYSTEMS:
1. HYDRAWAY 2000 DRAINAGE SYSTEM.

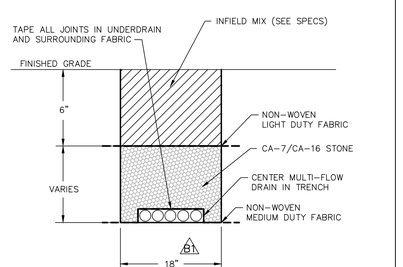

12" HORIZONTAL PANEL UNDERDRAIN SECTION

CONNECT HORIZONTAL PANELS INTO MAINLINE UNDERDRAIN TRENCH AS SHOWN ON PLANS

05.11.2019

GHA GEWALT HAMILTON ASSOCIATES, INC. — 12" HORIZONTAL PANEL DRAIN DETAIL

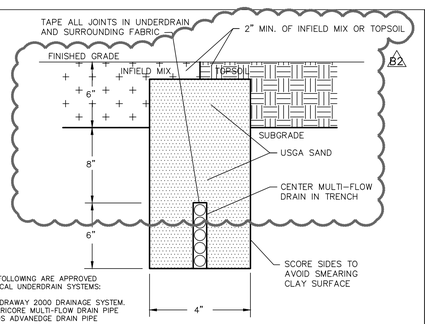

THE FOLLOWING ARE APPROVED VERTICAL UNDERDRAIN SYSTEMS:
1. HYDRAWAY 2000 DRAINAGE SYSTEM.
2. VARICORE MULTI-FLOW DRAIN PIPE
3. ADS ADVANEDGE DRAIN PIPE

6" VERTICAL PANEL UNDERDRAIN SECTION

UNDERDRAIN TO BE INSTALLED ON UNIFORM SLOPE TO DRAIN TO TRUNK LINE.
CONNECT VERTICAL PANELS INTO MAINLINE UNDERDRAIN TRENCH AS SHOWN ON PLANS
REFER TO PLANS FOR AREAS WITH A SPECIFIED DEPTH.

05.11.2019

GHA GEWALT HAMILTON ASSOCIATES, INC. — 6" VERTICAL PANEL DRAIN DETAIL

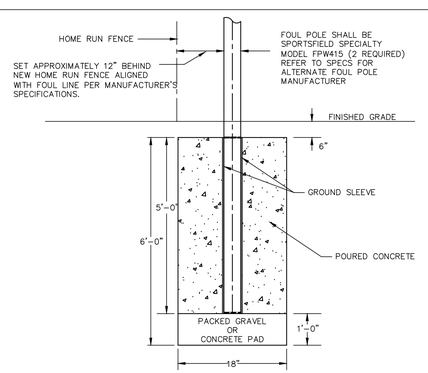

2 NEW FOUL POLES TO BE PROVIDED AND INSTALLED BY CONTRACTOR. INSTALL PER MANUFACTURER'S SPECIFICATIONS. CONCRETE FOUNDATION SIZE AND DEPTH SHALL BE THE MORE RESTRICTIVE SIZE BETWEEN THE DETAIL AND THE MANUFACTURER'S.

GHA GEWALT HAMILTON ASSOCIATES, INC. — FOUL POLE FOUNDATION DETAIL

REFER TO SPECS FOR ALTERNATE FOUL POLE MANUFACTURER

SPORTSFIELD SPECIALTIES — Excellence from Design to Installation
41155 State Highway 10, PO Box 231, Delhi, NY 13753 CALL: 888-979-3343 FAX: 607-746-8481
WWW.SPORTSFIELD.COM

ALTERNATE FOUL POLE AFP-22-C 15 FOOT TALL FOUL POLE WITH 7 FOOT X 18" WING AS MANUFACTURED BY NATIONAL SPORTS NETS

Standard Powder Coated Yellow Finish, *White or Orange Available Upon Request to Meet Current NCAA Softball Field of Play, Foul Pole Rule 2.16.1 Requiring a Contrasting Color to the Ball that Became Mandatory in 2018

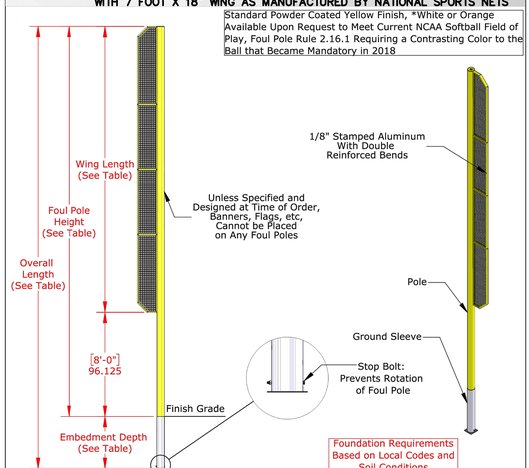

Part No.	Foul Pole Height	Overall Length	Embedment Depth	Wing Length	# of Wing Panels	Pole Material	Minimum Foundation Diameter
FPW415	15'	17'-6"	2'-6"	7'	1	4" OD x 0.125" Wall Aluminum	18"
FPW420	20'	22'-6"	2'-6"	12'	2	4" OD x 0.125" Wall Aluminum	18"
FPW630	30'	34'	4'-0"	22'	4	6-5/8" OD x 0.280" Wall Aluminum	24"
FPW640	40'	44'	4'-0"	32'	6	6-5/8" OD x 0.280" Wall Steel	24"

PROPRIETARY AND CONFIDENTIAL
THE INFORMATION CONTAINED IN THIS DRAWING IS THE SOLE PROPERTY OF SPORTSFIELD SPECIALTIES INC. ANY REPRODUCTION IN PART OR AS A WHOLE WITHOUT THE WRITTEN PERMISSION OF SPORTSFIELD SPECIALTIES INC. IS PROHIBITED.

Ground Sleeve Foul Pole with Wing

Not To Scale — Sportsfield Specialties Inc 06302020

Actual size to read at scale: 2 IN / 1 IN / 0 IN

ARCHITECTS:

STR Partners, LLC
350 West Ontario Street | Suite 200
Chicago, IL 60654

T: 312.464.1444
www.strpartners.com

- CONSTRUCTION MANAGER
PEPPER CONSTRUCTION COMPANY
411 N Lake Zurich Rd
Barrington, IL 60010
(847) 381-2760

- CIVIL ENGINEERING/LANDSCAPE ARCHITECTURE
GEWALT HAMILTON ASSOCIATES
625 Forest Edge Drive
Vernon Hills, IL 60061
(847) 478-9700

- STRUCTURAL ENGINEERING
SHEFFEE LULKIN AND ASSOCIATES
4211 Main St
Skokie, IL 60076
(847) 677-8600

- MEP/FP ENGINEERING
CS2 DESIGN GROUP, LLC
837 Oakton St
Elk Grove Village, IL 60007
(847) 981-1880

KEY PLAN

SCOPE DOCUMENT

This sheet is one drawing within a complete set of documents and shall not be considered separately from the Drawings as a whole. The Drawings indicate general scope of project in terms of architectural design concept, building dimensions, major architectural elements, and types of structural, mechanical, and electrical systems. As Scope Documents, the Drawings do not necessarily indicate / describe all work required for full performance and completion of requirements of the Construction Documents. On the basis of the general scope indicated or described, the Contractor shall furnish all items required for proper execution and completion of the Work.

Copyright Notice, Copyright © 2024 STR PARTNERS, LLC

The information in this document is the intellectual property of STR Partners, LLC. It is intended solely for use by the Client during only this specific project. Reproduction of any portion of this document for any purpose other than for its intended use is not permitted without specific written permission of STR Partners, LLC.

PROJECT

D214 BGHS ATHLETIC FIELD RENOVATIONS PHASE 2

1100 W Dundee Road
Buffalo Grove, IL 60089

Township High School District 214
2121 South Goebbert Road
Arlington Heights, IL 60005

CLIENT PROJECT NUMBER

STR PROJECT NUMBER
24016

DRAWING DATES

NUMBER	DATE	COMMENTS
B3	JUN 27, 2025	BULLETIN #3R2
B2	MAY 7, 2025	BULLETIN #2
B1	FEB 10, 2025	BULLETIN #1
4	JAN 31, 2025	ISSUE FOR CONSTRUCTION
2	OCT 4, 2024	ADDENDUM #2
1	SEPT 27, 2024	ADDENDUM #1
3	AUG 30, 2024	ISSUE FOR BID
2	JULY 23, 2024	50% CONSTRUCTION DOCUMENTS
1	MAY 17, 2024	75% DD REVIEW AND ESTIMATE

DRAWING TITLE

BASEBALL DETAILS

SHEET NUMBER

C11.0 1

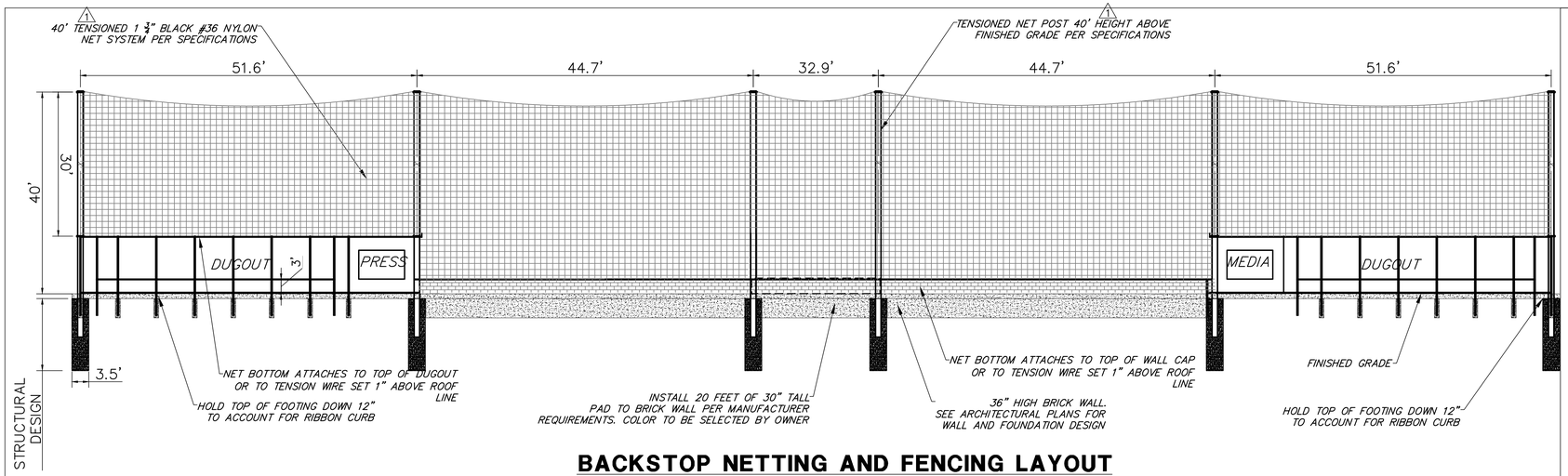

BACKSTOP NETTING AND FENCING LAYOUT

TENSION NETTING DETAILS SHOWN ARE FROM ONE SUPPLIER. REFER TO SPECIFICATIONS FOR ADDITIONAL APPROVED SUPPLIERS. SINCE TENSION POLE AND NETTING SYSTEMS ARE DELEGATED DESIGNS VARIATIONS TO POLE DIAMETERS AND FITTINGS ARE PERMITTED. CONTRACTOR TO INCLUDE ILLINOIS STRUCTURAL ENGINEER STAMPED PLANS AND CALCULATIONS FOR POLE SIZE, FOOTING DEPTH TO HANDLE RESPECTIVE WIND LOADS AND OTHER REQUIRED FACTORS PRIOR TO ORDERING

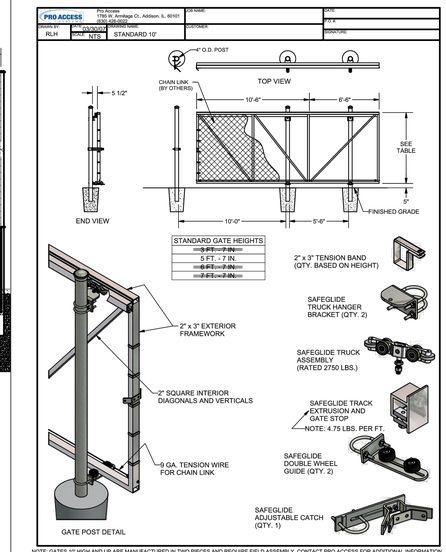

NOTE: GATES 10' HIGH AND UP ARE MANUFACTURED IN TWO PIECES AND REQUIRE FIELD ASSEMBLY. CONTACT PRO ACCESS FOR ADDITIONAL INFORMATION.

REFER TO SPECS FOR ALTERNATE TENSION NET SYSTEM MANUFACTURER

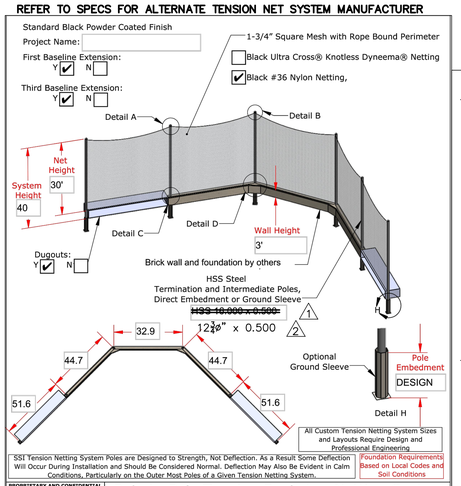

PROPRIETARY AND CONFIDENTIAL
THE INFORMATION CONTAINED IN THIS DRAWING IS THE SOLE PROPERTY OF SPORTSFIELD SPECIALTIES INC. ANY REPRODUCTION IN PART OR AS A WHOLE WITHOUT THE WRITTEN PERMISSION OF SPORTSFIELD SPECIALTIES INC. IS PROHIBITED.

Pole to Pole Tension Backstop Netting System with Baseline Extensions

Not To Scale — Sportsfield Specialties Inc 104774.1-221122

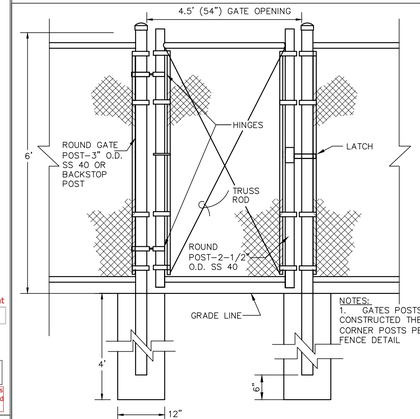

GEWALT HAMILTON ASSOCIATES, INC.

6' HIGH 54" WIDE SWING GATE

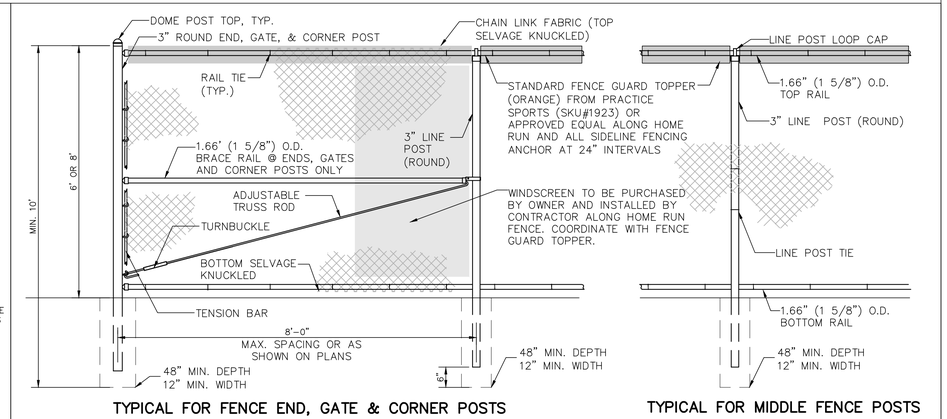

GEWALT HAMILTON ASSOCIATES, INC.

6' FENCE DETAIL

REFER TO SPECS FOR ALTERNATE TENSION NET SYSTEM MANUFACTURER

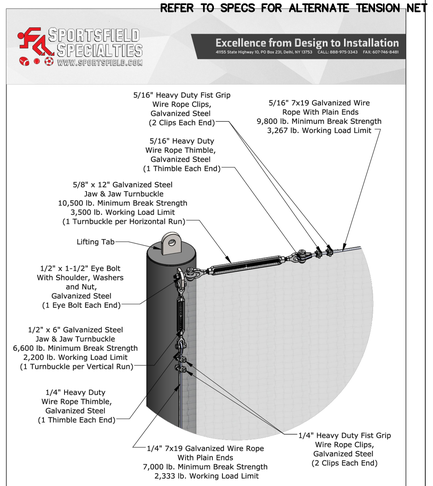

*Applicable to Both Backstop Systems and Integrated Wall Pad Backstop Systems

PROPRIETARY AND CONFIDENTIAL
THE INFORMATION CONTAINED IN THIS DRAWING IS THE SOLE PROPERTY OF SPORTSFIELD SPECIALTIES INC. ANY REPRODUCTION IN PART OR AS A WHOLE WITHOUT THE WRITTEN PERMISSION OF SPORTSFIELD SPECIALTIES INC. IS PROHIBITED.

Pole to Pole Tension Netting System Detail A1: Top Termination Pole Connections

Not To Scale — Sportsfield Specialties Inc 07072022

REFER TO SPECS FOR ALTERNATE TENSION NET SYSTEM MANUFACTURER

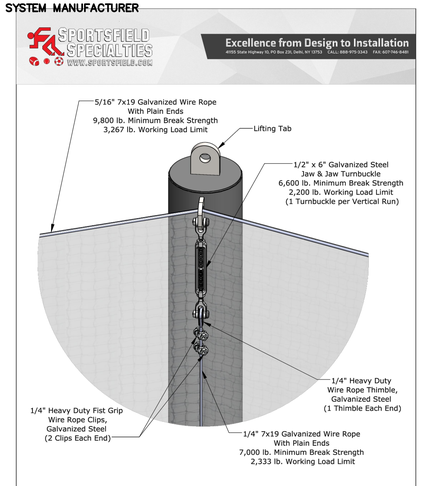

*Applicable to Both Backstop Systems and Integrated Wall Pad Backstop Systems

PROPRIETARY AND CONFIDENTIAL
THE INFORMATION CONTAINED IN THIS DRAWING IS THE SOLE PROPERTY OF SPORTSFIELD SPECIALTIES INC. ANY REPRODUCTION IN PART OR AS A WHOLE WITHOUT THE WRITTEN PERMISSION OF SPORTSFIELD SPECIALTIES INC. IS PROHIBITED.

Pole to Pole Tension Netting System Detail B: Top Intermediate Pole Connections

Not To Scale — Sportsfield Specialties Inc 07072022

REFER TO SPECS FOR ALTERNATE TENSION NET SYSTEM MANUFACTURER



*Applicable to Backstop Systems Only

PROPRIETARY AND CONFIDENTIAL
THE INFORMATION CONTAINED IN THIS DRAWING IS THE SOLE PROPERTY OF SPORTSFIELD SPECIALTIES INC. ANY REPRODUCTION IN PART OR AS A WHOLE WITHOUT THE WRITTEN PERMISSION OF SPORTSFIELD SPECIALTIES INC. IS PROHIBITED.

Pole to Pole Tension Netting System Detail C: Bottom Termination Pole Connections

Not To Scale — Sportsfield Specialties Inc 07072022

REFER TO SPECS FOR ALTERNATE TENSION NET SYSTEM MANUFACTURER

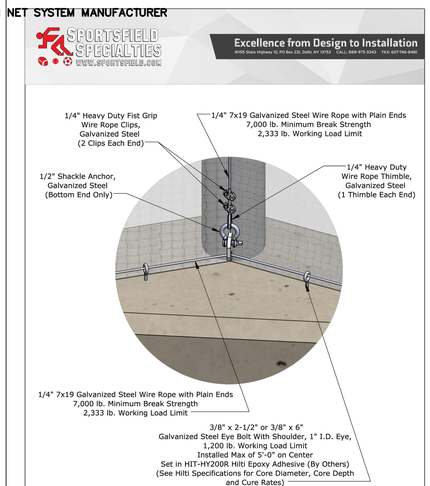

*Applicable to Backstop Systems Only

PROPRIETARY AND CONFIDENTIAL
THE INFORMATION CONTAINED IN THIS DRAWING IS THE SOLE PROPERTY OF SPORTSFIELD SPECIALTIES INC. ANY REPRODUCTION IN PART OR AS A WHOLE WITHOUT THE WRITTEN PERMISSION OF SPORTSFIELD SPECIALTIES INC. IS PROHIBITED.

Pole to Pole Tension Netting System Detail D: Bottom Intermediate Pole Connections

Not To Scale — Sportsfield Specialties Inc 11232021

Actual size to read at scale: 0 IN, 1 IN, 2 IN

STR

ARCHITECTS:

STR Partners, LLC
350 West Ontario Street | Suite 200
Chicago, IL 60654

T: 312.464.1444
www.strpartners.com

- CONSTRUCTION MANAGER
  PEPPER CONSTRUCTION COMPANY
  411 N Lake Zurich Rd
  Barrington, IL 60010
  (847) 381-2760
- CIVIL ENGINEERING/LANDSCAPE ARCHITECTURE
  GEWALT HAMILTON ASSOCIATES
  625 Forest Edge Drive
  Vernon Hills, IL 60061
  (847) 478-9700
- STRUCTURAL ENGINEERING
  SHEFFEE LULKIN AND ASSOCIATES
  4211 Main St
  Skokie, IL 60076
  (847) 677-8600
- MEP/FP ENGINEERING
  CS2 DESIGN GROUP, LLC
  837 Oakton St
  Elk Grove Village, IL 60007
  (847) 981-1880

KEY PLAN

SCOPE DOCUMENT

This sheet is one drawing within a complete set of documents and shall not be considered separately from the Drawings as a whole. The Drawings indicate general scope of project in terms of architectural design concept, building dimensions, major architectural elements, and types of structural, mechanical, and electrical systems. As Scope Documents, the Drawings do not necessarily indicate / describe all work required for full performance and completion of requirements of the Construction Documents. On the basis of the general scope indicated or described, the Contractor shall furnish all items required for proper execution and completion of the Work.

Copyright Notice, Copyright © 2024 STR PARTNERS, LLC

The information in this document is the intellectual property of STR Partners, LLC. It is intended solely for use by the Client during only this specific project. Reproduction of any portion of this document for any purpose other than for its intended use is not permitted without specific written permission of STR Partners, LLC.

PROJECT

D214 BGHS ATHLETIC FIELD RENOVATIONS PHASE 2

1100 W Dundee Road
Buffalo Grove, IL 60089

Township High School District 214
2121 South Goebbert Road
Arlington Heights, IL 60005

CLIENT PROJECT NUMBER

STR PROJECT NUMBER
24016

DRAWING DATES

NUMBER	DATE	COMMENTS
5	FEB 10, 2025	BULLETIN #1
4	JAN 31, 2025	ISSUE FOR CONSTRUCTION
3	OCT 4, 2024	ADDENDUM #2
2	SEPT 27, 2024	ADDENDUM #1
3	AUG 30, 2024	ISSUE FOR BID
2	JULY 23, 2024	50% CONSTRUCTION DOCUMENTS
1	MAY 17, 2024	75% DD REVIEW AND ESTIMATE

DRAWING TITLE

BASEBALL DETAILS

SHEET NUMBER

C11.1

StormTrap®

MODULAR CONCRETE
STORMWATER MANAGEMENT

STORMTRAP

BY SIGNING THIS DOCUMENT YOU AGREE WITH THE PIPE INVERT ELEVATIONS, ACCESS OPENING SIZES AND LOCATIONS, PIPE MATERIAL, PIPE DIAMETERS, AND PIPE LOCATIONS OF THE DRAWINGS DATED 1/2/2025 . IN ADDITION YOU AGREE WITH THE GENERAL LAYOUT OF THE BASIN AND BASIN HEIGHT, MIN AND MAX COVER OVERTOP THE SYSTEM, DELIVERY NOTES AND ALL SPECIFIC DESIGN ELEMENTS CONTAINED HEREIN. THE STRUCTURAL INTEGRITY OF THE SYSTEM IS THE RESPONSIBILITY OF STORMTRAP.

GENERAL CONTRACTOR: _____ DATE: ____/____/_____
APPROVED:☐ APPROVED WITH CHANGES:☐ REJECTED:☐

CIVIL ENGINEER: _____ DATE: ____/____/_____
APPROVED:☐ APPROVED WITH CHANGES:☐ REJECTED:☐

INSTALLING CONTRACTOR: _____ DATE: ____/____/_____
APPROVED:☐ APPROVED WITH CHANGES:☐ REJECTED:☐

THE STORMTRAP DRAWINGS SHALL NOT BE ALTERED OR MANIPULATED IN WHOLE OR IN PART WITHOUT WRITTEN CONSENT OF STORMTRAP. USE OF THESE DRAWINGS IS STRICTLY GRANTED TO YOU, OUR CLIENT, FOR THE SPECIFIED AND NAMED PROJECT ONLY.

SHEET INDEX

PAGE	DESCRIPTION
0.0	COVER SHEET
1.0	GENERAL NOTES
1.1	DOUBLETRAP DESIGN CRITERIA
2.0	DOUBLETRAP® SYSTEM LAYOUT
3.0	DOUBLETRAP® INSTALLATION SPECIFICATION
3.1	DOUBLETRAP® INSTALLATION SPECIFICATION
4.0	DOUBLETRAP® BACKFILL SPECIFICATION
5.0	PIPE / ACCESS OPENING SPECIFICATION
6.0	DOUBLETRAP® MODULE TYPES

STORMTRAP CONTACT INFORMATION

STORMTRAP SUPPLIER: STORMTRAP
CONTACT NAME: Aaron Ganson
CELL PHONE: (815) 222-3981
SALES EMAIL: aganson@stormtrap.com

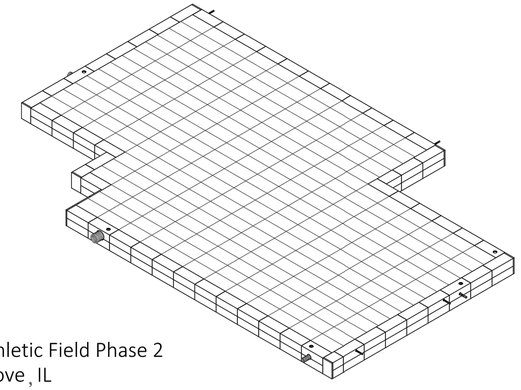

Buffalo Grove HS Athletic Field Phase 2
Buffalo Grove , IL

STRUCTURAL DESIGN LOADING CRITERIA

LIVE LOADING: AASHTO HS-20 HIGHWAY LOADING

GROUND WATER TABLE: @ ELEV 684.50
SOIL BEARING PRESSURE: 3000 PSF
SOIL DENSITY: 120 PCF
EQUIVALENT UNSATURATED LATERAL ACTIVE EARTH PRESSURE: 45 PSF / FT.
EQUIVALENT SATURATED LATERAL ACTIVE EARTH PRESSURE: 80 PSF/FT. (IF WATER TABLE PRESENT)
APPLICABLE CODES: ASTM C857 ACI-318
BACKFILL TYPE: SEE SHEET 4.0 FOR BACKFILL OPTIONS

STORMTRAP SYSTEM INFORMATION

UNIT HEADROOM: 8'-9" DOUBLETRAP

SITE SPECIFIC DESIGN CRITERIA

1. STORMTRAP UNITS SHALL BE MANUFACTURED AND INSTALLED ACCORDING TO SHOP DRAWINGS APPROVED BY THE INSTALLING CONTRACTOR AND ENGINEER OF RECORD. THE SHOP DRAWINGS SHALL INDICATE SIZE AND LOCATION OF ROOF OPENINGS AND INLET/OUTLET PIPE TYPES, SIZES, INVERT ELEVATIONS AND SIZE OF OPENINGS.
2. COVER RANGE: MIN. 1.32' MAX. 4.50' CONSULT STORMTRAP FOR ADDITIONAL COVER OPTIONS.
3. ALL DIMENSIONS AND SOIL CONDITIONS, INCLUDING BUT NOT LIMITED TO GROUNDWATER AND SOIL BEARING CAPACITY ARE REQUIRED TO BE VERIFIED IN THE FIELD BY OTHERS PRIOR TO STORMTRAP INSTALLATION.
4. FOR STRUCTURAL CALCULATIONS THE GROUND WATER TABLE IS ASSUMED TO BE @ ELEV 684.50 IF WATER TABLE IS DIFFERENT THAN ASSUMED, CONTACT STORMTRAP.

VCBMP VOLUME CALCULATION

-TOTAL VCBMP STORAGE REQUIRED = 8,189.28 CUBIC FEET

-VCBMP STORAGE PROVIDED = 12,994.88 CUBIC FEET
(ELEV 689.55' - ELEV 689.20', 100% IN SYSTEM)

DETENTION VOLUME CALCULATION

-WATER STORAGE PROVIDED = 311,877.18 CUBIC FEET
(ELEV 697.95' - ELEV 689.55', 100% IN SYSTEM)

SEASONAL HIGH WATER TABLE

-SHWT = 684.50' (ELEVATION)
*TO BE VERIFIED BY OTHERS

-VCBMP BOTTOM TO SHWT = 4.7' (DISTANCE)

-AMOUNT OF NATIVE SOIL ABOVE SHWT = 3.7' (DISTANCE)

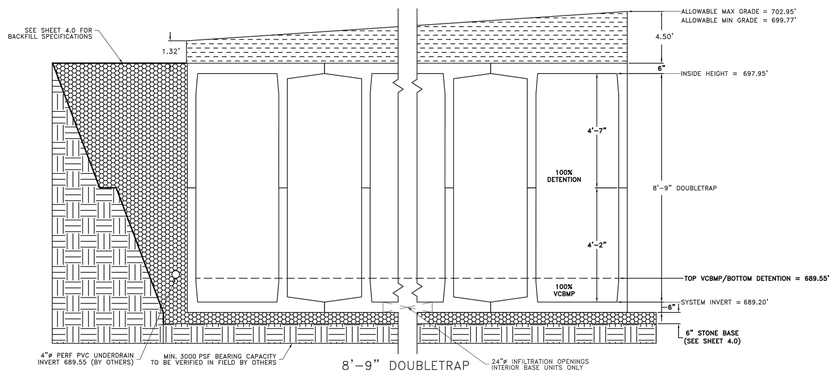

Actual size to read at scale
2 IN
1 IN
0 IN

StormTrap®
PATENTS LISTED AT: [HTTPS://STORMTRAP.COM/PATENT]
1287 WINDHAM PARKWAY
ROMEOVILLE, IL 60446
P:815-941-4549 / F:331-318-5347

ENGINEER INFORMATION:
Gewalt Hamilton Assoc.
625 Forest Edge Dr
Vernon Hills, IL
60061
847.478.9700

PROJECT INFORMATION:
Buffalo Grove
HS Athletic
Field Phase 2

Buffalo Grove, IL

CURRENT ISSUE DATE:
1/2/2025

ISSUED FOR:
APPROVAL

REV.	DATE:	ISSUED FOR:	DWN BY:
8	1/2/2025	APPROVAL	JPH
8	11/22/2024	APPROVAL	JPH
7	11/19/2024	APPROVAL	JPH
6	11/8/2024	APPROVAL	JPH
5	08/14/2024	PRELIMINARY	KS
4	08/13/2024	PRELIMINARY	KS
3	07/15/2024	PRELIMINARY	KS

SCALE:
NTS

SHEET TITLE:
DOUBLETRAP DESIGN CRITERIA

SHEET NUMBER:
1.1

BILL OF MATERIALS

QTY.	UNIT TYPE	DESCRIPTION	TOP WEIGHT	BASE WEIGHT
528	I/INF	8'-9" DOUBLETRAP	15239	14782
4	II	8'-9" DOUBLETRAP	17370	16633
104	III	8'-9" DOUBLETRAP	14885	14257
0	IV	8'-9" DOUBLETRAP	0	0
0	VII	8'-9" DOUBLETRAP	0	0
0	VII-1	8'-9" DOUBLETRAP	0	0
0	VII-2	8'-9" DOUBLETRAP	0	0
0	VII-3	8'-9" DOUBLETRAP	0	0
0	VII-4	8'-9" DOUBLETRAP	0	0
0	SPII	8'-9" DOUBLETRAP	0	0
8	SPIV	8'-9" DOUBLETRAP	VARIES	VARIES
3	T2 PANEL	8" THICK PANEL	8206	
6	T4 PANEL	8" THICK PANEL	6460	
0	T7 PANEL	8" THICK PANEL	0	
61	JOINT WRAP	150' PER ROLL		
128	JOINT TAPE	14.5' PER ROLL		
	TOTAL PIECES = 644			
	TOTAL PANELS = 9			
	HEAVIEST PICK WEIGHT = 17370			

DESIGN CRITERIA
ALLOWABLE MAX GRADE = 702.95'
ALLOWABLE MIN GRADE = 699.77'
INSIDE HEIGHT ELEVATION = 697.95'
SYSTEM INVERT = 689.20'

NOTES:
1. DIMENSIONING OF STORMTRAP SYSTEM SHOWN BELOW ALLOW FOR A 3/4" GAP BETWEEN EACH MODULE.
2. ALL DIMENSIONS TO BE VERIFIED IN THE FIELD BY OTHERS.
3. SEE SHEET 3.0 FOR INSTALLATION SPECIFICATIONS.
4. SP – INDICATES A MODULE WITH MODIFICATIONS.
5. P – INDICATES A MODULE WITH A PANEL ATTACHMENT.
6. CONTRACTORS RESPONSIBILITY TO ENSURE CONSISTENCY/ACCURACY TO FINAL ENGINEER OF RECORD PLAN SET.
7. IN ORDER FOR STORMTRAP TO GENERATE APPROVAL DRAWINGS, CIVIL ENGINEERING DRAWINGS MUST BE PROVIDED TO STORMTRAP AND SHALL INCLUDE ALL PIPE SIZES, PIPE MATERIAL, PIPE INVERT ELEVATIONS, ACCESS OPENING SIZE AND SHAPE. IN ADDITION, FINAL GRADING PLANS SHALL ALSO INCLUDE MINIMUM AND MAXIMUM GRADES OVER THE TOP OF THE STORMTRAP SYSTEM.

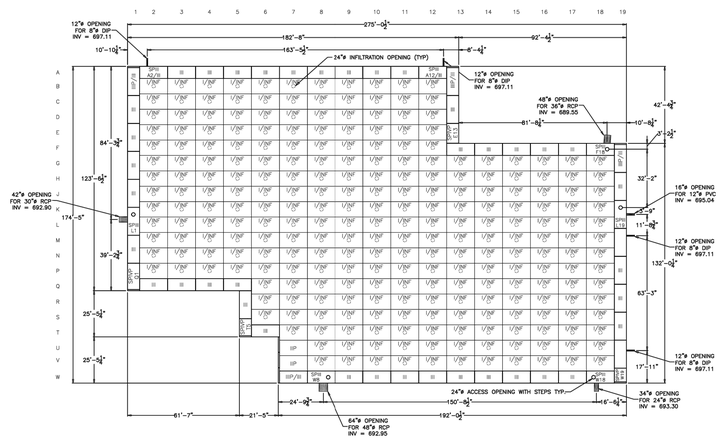

N

StormTrap®
PATENTS LISTED AT: [HTTPS://STORMTRAP.COM/PATENT]
1287 WINDHAM PARKWAY
ROMEOVILLE, IL 60446
P:815-941-4549 / F:331-318-5347

ENGINEER INFORMATION:
Gewalt Hamilton Assoc.
625 Forest Edge Dr
Vernon Hills, IL
60061
847.478.9700

PROJECT INFORMATION:
Buffalo Grove
HS Athletic
Field Phase 2

Buffalo Grove, IL

CURRENT ISSUE DATE:
1/2/2025

ISSUED FOR:
APPROVAL

REV.	DATE:	ISSUED FOR:	DWN BY:
8	1/2/2025	APPROVAL	JPH
8	11/22/2024	APPROVAL	JPH
7	11/19/2024	APPROVAL	JPH
6	11/8/2024	APPROVAL	JPH
5	08/14/2024	PRELIMINARY	KS
4	08/13/2024	PRELIMINARY	KS
3	07/15/2024	PRELIMINARY	KS

SCALE:
NTS

SHEET TITLE:
DOUBLETRAP SYSTEM LAYOUT

SHEET NUMBER:
2.0

GENERAL NOTES:

1. STRUCTURE PROXIMITY LOADING DISCLAIMER:

STORMTRAP MODULES AND FOUNDATION ARE NOT DESIGNED TO ACCEPT ANY ADDITIONAL LOADING FROM ANY NEARBY STRUCTURES NEXT TO OR OVER THE TOP OF STORMTRAP. EXAMPLES OF NEARBY STRUCTURES MAY INCLUDE BUT ARE NOT LIMITED TO BUILDINGS, FOUNDATION ELEMENTS, RETAINING WALLS, LIGHT POLES, BOLLARDS, SIGNPOSTS, FENCES. ADDITIONALLY, STORMTRAP IS NOT RESPONSIBLE FOR INSTALLATION CONFLICTS ARISING FROM ANY OF THESE NEARBY STRUCTURES. IF ADDITIONAL LOADING CONSIDERATIONS ARE REQUIRED FOR STRUCTURAL DESIGN OF STORMTRAP, PLEASE CONTACT STORMTRAP IMMEDIATELY. FOR LIGHT POLES SHOWN OVER THE TOP OF THE SYSTEM, STORMTRAP WILL PROVIDE A 5'-0" LATERAL DISTANCE CAVITY AROUND THE LIGHT POLE TO ACCOMMODATE IT. THE EOR TO TAKE RESPONSIBILITY FOR ENSURING THE LIGHT POLE IS NOT INFLICTING ANY LOADING ON THE STORMTRAP MODULES AND FOUNDATION.

2. TREE LOADING DISCLAIMER:

THE NUMBER OF TREES OR WEIGHT OF TOTAL PLANT MATERIAL PRESENT ON TOP OF A SINGLE STORMTRAP MODULE SHALL NOT EXCEED 16,000 LBS. THE REQUIREMENTS LISTED HERE APPLY AT BOTH THE TIME OF INSTALLATION AND FOR THE LIFE OF THE TREES AND PLANTS IN QUESTION. THE EOR AND LANDSCAPE ARCHITECT ARE RESPONSIBLE FOR ENSURING THAT TREE AND OTHER PLANT ROOTS DO NOT INTERFERE WITH OR COMPROMISE THE FUNCTIONAL AND STRUCTURAL INTEGRITY OF STORMTRAP'S UNDERGROUND MODULES. APPROPRIATE MEASURES SHOULD BE TAKEN TO PREVENT ROOT GROWTH INTO THE STORMTRAP SYSTEM FROM ADJACENT OR OVERHEAD TREES. FURTHERMORE, THE ROOTS OF THE TREES MUST BE CONTAINED TO PREVENT FUTURE DAMAGE TO THE STORMTRAP SYSTEM. STORMTRAP ACCEPTS NO LIABILITY FOR DAMAGES CAUSED BY TREES OR OTHER VEGETATION PLACED AROUND OR ON TOP OF THE SYSTEM.

StormTrap®
PATENTS LISTED AT: [HTTPS://STORMTRAP.COM/PATENT]
1287 WINDHAM PARKWAY
ROMEOVILLE, IL 60446
P:815-941-4549 / F:331-318-5347

ENGINEER INFORMATION:
Gewalt Hamilton Assoc.
625 Forest Edge Dr
Vernon Hills, IL
60061
847.478.9700

PROJECT INFORMATION:
Buffalo Grove
HS Athletic
Field Phase 2

Buffalo Grove, IL

CURRENT ISSUE DATE:
1/2/2025

ISSUED FOR:
APPROVAL

REV.	DATE:	ISSUED FOR:	DWN BY:
8	1/2/2025	APPROVAL	JPH
8	11/22/2024	APPROVAL	JPH
7	11/19/2024	APPROVAL	JPH
6	11/8/2024	APPROVAL	JPH
5	08/14/2024	PRELIMINARY	KS
4	08/13/2024	PRELIMINARY	KS
3	07/15/2024	PRELIMINARY	KS

SCALE:
NTS

SHEET TITLE:
GENERAL NOTES

SHEET NUMBER:
1.0

STR

ARCHITECTS:

STR Partners, LLC
350 West Ontario Street | Suite 200
Chicago, IL 60654

T: 312.464.1444
www.strpartners.com

- CONSTRUCTION MANAGER
PEPPER CONSTRUCTION COMPANY
411 N Lake Zurich Rd
Barrington, IL 60010
(847) 381-2760

- CIVIL ENGINEERING/LANDSCAPE ARCHITECTURE
GEWALT HAMILTON ASSOCIATES
625 Forest Edge Drive
Vernon Hills, IL 60061
(847) 478-9700

- STRUCTURAL ENGINEERING
SHEFFEE LULKIN AND ASSOCIATES
4211 Main St
Skokie, IL 60076
(847) 677-8600

- MEP/FP ENGINEERING
CS2 DESIGN GROUP, LLC
837 Oakton St
Elk Grove Village, IL 60007
(847) 981-1880

KEY PLAN

SCOPE DOCUMENT

This sheet is one drawing within a complete set of documents and shall not be considered separately from the Drawings as a whole. The Drawings indicate general scope of project in terms of architectural design concept, building dimensions, major architectural elements, and types of structural, mechanical, and electrical systems. As Scope Documents, the Drawings do not necessarily indicate / describe all work required for full performance and completion of requirements of the Construction Documents. On the basis of the general scope indicated or described, the Contractor shall furnish all items required for proper execution and completion of the Work.

Copyright Notice, Copyright © 2024 STR PARTNERS, LLC

The information in this document is the intellectual property of STR Partners, LLC. It is intended solely for use by the Client during only this specific project. Reproduction of any portion of this document for any purpose other than for its intended use is not permitted without specific written permission of STR Partners, LLC.

PROJECT

D214 BGHS ATHLETIC FIELD RENOVATIONS PHASE 2
1100 W Dundee Road
Buffalo Grove, IL 60089

Township High School District 214
2121 South Goebbert Road
Arlington Heights, IL 60005

CLIENT PROJECT NUMBER

STR PROJECT NUMBER
24016

DRAWING DATES

NUMBER	DATE	COMMENTS
B1	FEB 10, 2025	BULLETIN #1
4	JAN 31, 2025	ISSUE FOR CONSTRUCTION
2	OCT 4, 2024	ADDENDUM #2
1	SEPT 27, 2024	ADDENDUM #1
3	AUG 30, 2024	ISSUE FOR BID
2	JULY 23, 2024	50% CONSTRUCTION DOCUMENTS
1	MAY 17, 2024	75% DD REVIEW AND ESTIMATE

DRAWING TITLE

STORMTRAP DETAILS

SHEET NUMBER

C12.0 1

STORMTRAP INSTALLATION SPECIFICATION

1. STORMTRAP SHALL BE INSTALLED IN ACCORDANCE WITH ASTM C891 (STANDARD PRACTICE FOR INSTALLATION OF UNDERGROUND PRECAST CONCRETE UTILITY STRUCTURES). THE FOLLOWING ADDITIONS AND/OR EXCEPTIONS ARE PROVIDED FOR EMPHASIS. THE MENTION OF THESE ITEMS DOES NOT PRECLUDE THE INSTALLING CONTRACTOR FROM FOLLOWING ASTM C891 IN ITS ENTIRETY AND IMPLEMENTING ALL APPROPRIATE MEASURES. THE INSTALLING CONTRACTOR OWNS AND IS RESPONSIBLE FOR THE STORMTRAP SYSTEM UPON REMOVAL OF THE MODULES FROM THE DELIVERY TRUCK THROUGH "FINAL CONSTRUCTION". FINAL CONSTRUCTION IS ACHIEVED WHEN ALL MODULES ARE SET, FULLY BACKFILLED, AND WHEN FINAL FINISHED GRADES ARE REACHED. THE CONTRACTOR IS RESPONSIBLE FOR ANY COUNTERMEASURES NECESSARY TO RESIST UPLIFT/BUOYANCY BEFORE "FINAL CONSTRUCTION" IS ACHIEVED.
2. IT IS THE RESPONSIBILITY OF THE INSTALLING CONTRACTOR TO ENSURE THAT PROPER/ADEQUATE EQUIPMENT IS USED TO SET/INSTALL THE MODULES.
3. STORMTRAP MODULES CAN BE PLACED ON A LEVEL, 6" FOUNDATION OF ¾" AGGREGATE EXTENDING 2'-0" PAST THE OUTSIDE OF THE SYSTEM (SEE DETAIL 1) AND SHALL BE PLACED ON PROPERLY COMPACTED SOILS (SEE SHEET 1.1 FOR SOIL BEARING CAPACITY REQUIREMENTS), AND IN ACCORDANCE WITH ASTM C891 STANDARD PRACTICE FOR INSTALLATION OF UNDERGROUND PRECAST UTILITY STRUCTURES.
4. THE STORMTRAP MODULES SHALL BE PLACED SUCH THAT THE MAXIMUM SPACE BETWEEN ADJACENT MODULES DOES NOT EXCEED 3" (SEE DETAIL 3). IF THE SPACE EXCEEDS 3", THE MODULES SHALL BE RESET WITH APPROPRIATE ADJUSTMENT MADE TO LINE AND GRADE TO BRING THE SPACE INTO SPECIFICATION.
5. STORMTRAP MODULES ARE NOT WATERTIGHT. IF A WATERTIGHT SOLUTION IS REQUIRED, CONTACT STORMTRAP FOR RECOMMENDATIONS. THE WATERTIGHT APPLICATION IS TO BE PROVIDED AND IMPLEMENTED BY THE CONTRACTOR. THE CONTRACTOR IS RESPONSIBLE TO ENSURE THAT THE SELECTED WATERTIGHT SOLUTION PERFORMS AS SPECIFIED BY THE MANUFACTURER.
6. THE HORIZONTAL JOINT BETWEEN THE TOP AND BASE LEG CONNECTIONS OF ALL PERIMETER STORMTRAP MODULES SHALL BE SEALED WITH PREFORMED MASTIC JOINT TAPE ACCORDING TO ASTM C891, 8.8 AND 8.12. (SEE DETAIL 3). THE MASTIC JOINT TAPE DOES NOT PROVIDE A WATERTIGHT SEAL.
7. ALL EXTERIOR ROOF AND EXTERIOR VERTICAL WALL JOINTS BETWEEN ADJACENT STORMTRAP MODULES SHALL BE SEALED WITH 8" WIDE PRE-FORMED, COLD-APPLIED, SELF-ADHERING ELASTOMERIC RESIN BONDED TO A WOVEN , HIGHLY PUNCTURE RESISTANT POLYMER WRAP, CONFORMING TO ASTM C891 AND SHALL BE INTEGRATED WITH PRIMER SEALANT AS APPROVED BY STORMTRAP (SEE DETAILS 2, 4, & 5). THE JOINT WRAP DOES NOT PROVIDE A WATERTIGHT SEAL. THE SOLE PURPOSE OF THE JOINT WRAP IS TO PROVIDE A SILT AND SOIL TIGHT SYSTEM. THE ADHESIVE EXTERIOR JOINT WRAP SHALL BE INSTALLED ACCORDING TO THE FOLLOWING INSTALLATION INSTRUCTIONS:

   7.1. USE A BRUSH OR WET CLOTH TO THOROUGHLY CLEAN THE OUTSIDE SURFACE AT THE POINT WHERE JOINT WRAP IS TO BE APPLIED.

   7.2. A RELEASE PAPER PROTECTS THE ADHESIVE SIDE OF THE JOINT WRAP. PLACE THE ADHESIVE TAPE (ADHESIVE SIDE DOWN) AROUND THE STRUCTURE, REMOVING THE RELEASE PAPER AS YOU GO. PRESS THE JOINT WRAP FIRMLY AGAINST THE STORMTRAP MODULE SURFACE WHEN APPLYING.
8. IF THE CONTRACTOR NEEDS TO CANCEL ANY SHIPMENTS, THEY MUST DO SO 48 HOURS PRIOR TO THEIR SCHEDULED ARRIVAL AT THE JOB SITE. IF CANCELED AFTER THAT TIME, PLEASE CONTACT THE PROJECT MANAGER.
9. IF THE STORMTRAP MODULE(S) IS DAMAGED IN ANY WAY PRIOR, DURING, OR AFTER INSTALL, STORMTRAP MUST BE CONTACTED IMMEDIATELY TO ASSESS THE DAMAGE AND TO DETERMINE WHETHER OR NOT THE MODULE(S) WILL NEED TO BE REPLACED. IF ANY MODULE ARRIVES AT THE JOBSITE DAMAGED DO NOT UNLOAD IT; CONTACT STORMTRAP IMMEDIATELY. ANY DAMAGE NOT REPORTED BEFORE THE TRUCK IS UNLOADED WILL BE THE CONTRACTOR'S RESPONSIBILITY.
10. STORMTRAP MODULES CANNOT BE ALTERED IN ANY WAY AFTER MANUFACTURING WITHOUT WRITTEN CONSENT FROM STORMTRAP.

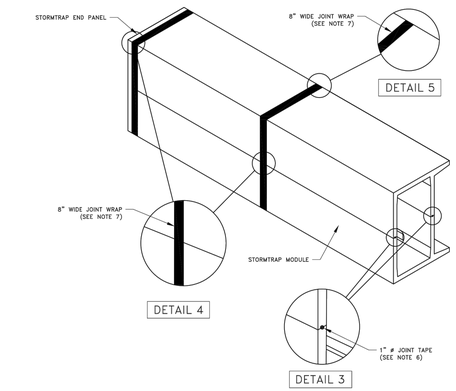

DETAIL 5 DETAIL 4 DETAIL 3

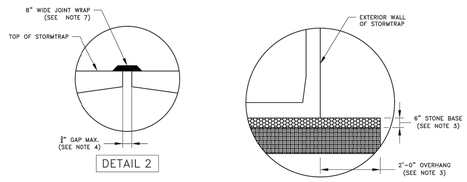

DETAIL 2 DETAIL 1

StormTrap
PATENTS LISTED AT: [HTTPS://STORMTRAP.COM/PATENT]
1287 WINDHAM PARKWAY
ROMEOVILLE, IL 60446
P:815-941-4549 / F:331-318-5347

ENGINEER INFORMATION:
Gewalt Hamilton Assoc.
625 Forest Edge Dr
Vernon Hills, IL
60061
847.478.9700

PROJECT INFORMATION:
Buffalo Grove
HS Athletic
Field Phase 2
Buffalo Grove, IL

CURRENT ISSUE DATE:
1/2/2025

ISSUED FOR:
APPROVAL

REV.	DATE:	ISSUED FOR:	DWN BY:
8	1/2/2025	APPROVAL	JPH
8	11/22/2024	APPROVAL	JPH
7	11/19/2024	APPROVAL	JPH
6	11/8/2024	APPROVAL	JPH
5	08/14/2024	PRELIMINARY	KS
4	08/13/2024	PRELIMINARY	KS
3	07/15/2024	PRELIMINARY	KS

SCALE: NTS

SHEET TITLE: DOUBLETRAP INSTALLATION SPECIFICATION

SHEET NUMBER: 3.0

STORMTRAP MODULE LIFTING SPECIFICATION

1. IT IS THE CONTRACTOR'S RESPONSIBILITY TO ENSURE THAT ALL (4) CHAINS/CABLES ARE SECURED PROPERLY TO THE LIFTING ANCHORS AND IN EQUAL TENSION WHEN LIFTING THE STORMTRAP MODULE.
2. MINIMUM 7'-0" CHAIN/CABLE LENGTH TO BE USED TO LIFT STORMTRAP MODULES (SUPPLIED BY CONTRACTOR).
3. CONTRACTOR TO ENSURE MINIMUM LIFTING ANGLE IS 60° FROM TOP SURFACE OF STORMTRAP MODULE. SEE DETAIL.
4. IT IS UNDERSTOOD AND AGREED THAT AT ALL TIMES DURING WHICH HOISTING AND RIGGING EQUIPMENT IS BEING SUPPLIED TO THE PURCHASER, OPERATOR OF SUCH EQUIPMENT SHALL BE IN CHARGE OF HIS ENTIRE EQUIPMENT AND SHALL AT ALL TIMES BE THE JUDGE OF THE SAFETY AND PROPERTY OF ANY SUGGESTION TO HIM FROM THE SELLER, ITS AGENTS OR EMPLOYEES. PURCHASER AGREES TO SAVE, INDEMNIFY AND HOLD HARMLESS SELLER FROM ALL LOSS, CLAIMS, DEMANDS OR CAUSES OF ACTION, WHICH MAY ARISE FROM THE EXISTENCE OR OPERATION OF SAID EQUIPMENT.

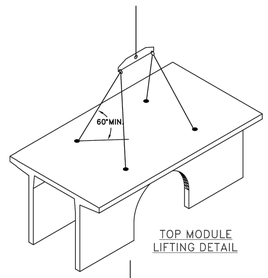

TOP MODULE LIFTING DETAIL

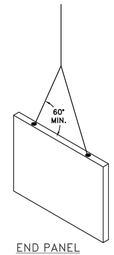

END PANEL LIFTING DETAIL

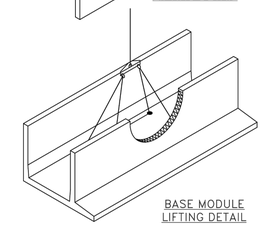

BASE MODULE LIFTING DETAIL

END PANEL ERECTION/INSTALLATION SPECIFICATION

1. END PANELS WILL BE SUPPLIED TO CLOSE OFF OPEN ENDS OF ROWS.
2. PANELS SHALL BE INSTALLED IN A TILT UP FASHION DIRECTLY ADJACENT TO OPEN END OF MODULE (REFER TO SHEET 2.0 FOR END PANEL LOCATIONS).
3. CONNECTION HOOKS WILL BE SUPPLIED WITH END PANELS TO SECURELY CONNECT PANEL TO ADJACENT STORMTRAP MODULE (SEE PANEL CONNECTION ELEVATION VIEW).
4. ONCE CONNECTION HOOK IS ATTACHED, LIFTING CLUTCHES MAY BE REMOVED.
5. JOINT WRAP SHALL BE PLACED AROUND PERIMETER JOINT PANEL (SEE SHEET 3.0).

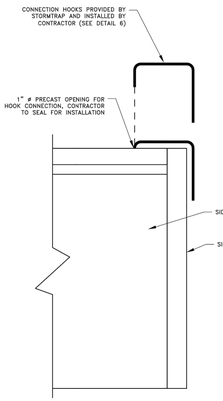

PANEL CONNECTION ELEVATION VIEW

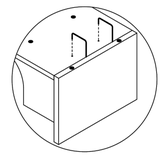

STEP 1

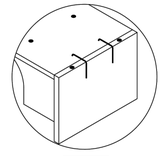

STEP 2

DETAIL 6

StormTrap
PATENTS LISTED AT: [HTTPS://STORMTRAP.COM/PATENT]
1287 WINDHAM PARKWAY
ROMEOVILLE, IL 60446
P:815-941-4549 / F:331-318-5347

ENGINEER INFORMATION:
Gewalt Hamilton Assoc.
625 Forest Edge Dr
Vernon Hills, IL
60061
847.478.9700

PROJECT INFORMATION:
Buffalo Grove
HS Athletic
Field Phase 2
Buffalo Grove, IL

CURRENT ISSUE DATE:
1/2/2025

ISSUED FOR:
APPROVAL

REV.	DATE:	ISSUED FOR:	DWN BY:
8	1/2/2025	APPROVAL	JPH
8	11/22/2024	APPROVAL	JPH
7	11/19/2024	APPROVAL	JPH
6	11/8/2024	APPROVAL	JPH
5	08/14/2024	PRELIMINARY	KS
4	08/13/2024	PRELIMINARY	KS
3	07/15/2024	PRELIMINARY	KS

SCALE: NTS

SHEET TITLE: DOUBLETRAP INSTALLATION SPECIFICATION

SHEET NUMBER: 3.1

ZONE CHART		
ZONES	ZONE DESCRIPTIONS	REMARKS
ZONE 1	FOUNDATION AGGREGATE	#5 (2") STONE ANGULAR AGGREGATE (SEE NOTE 4)
ZONE 2	BACKFILL	UNIFIED SOILS CLASSIFICATION (GW, GP, SW, SP) OR SEE BELOW FOR APPROVED BACKFILL OPTIONS
ZONE 3	FINAL COVER OVERTOP	MATERIALS NOT TO EXCEED 120 PCF

APPROVED ZONE 2 BACKFILL OPTIONS	
OPTION	REMARKS
¾" STONE AGGREGATE	THE STONE AGGREGATE SHALL CONSIST OF CLEAN AND FREE DRAINING ANGULAR MATERIAL. THE SIZE OF THIS MATERIAL SHALL HAVE 100% PASSING THE 1" SIEVE WITH 0% TO 5% PASSING THE #8 SIEVE. THIS MATERIAL SHALL BE SEPARATED FROM NATIVE MATERIAL USING GEOFABRIC AROUND THE PERIMETER OF THE BACKFILL (ASTM SIZE #57) AS DETERMINED BY THE GEOTECHNICAL ENGINEER.
SAND	IMPORTED PURE SAND IS PERMITTED TO BE USED AS BACKFILL IF IT IS CLEAN AND FREE DRAINING. THE SAND USED FOR BACKFILLING SHALL HAVE LESS THAN 40% PASSING #40 SIEVE AND LESS THAN 5% PASSING #200 SIEVE.
CRUSHED CONCRETE AGGREGATE	CLEAN, FREE DRAINING CRUSHED CONCRETE AGGREGATE MATERIAL CAN BE USED AS BACKFILL FOR STORMTRAP'S MODULES. THE SIZE OF THIS MATERIAL SHALL HAVE 100% PASSING THE 1" SIEVE WITH 0% TO 5% PASSING THE #8 SIEVE. THIS MATERIAL SHALL BE SEPARATED FROM NATIVE MATERIAL USING GEOFABRIC AROUND THE PERIMETER OF THE BACKFILL.
ROAD PACK	STONE AGGREGATE 100% PASSING THE 1-1/2" SIEVE WITH LESS THAN 12% PASSING THE #200 SIEVE (ASTM SIZE #467). GEOFABRIC AS PER GEOTECHNICAL ENGINEER RECOMMENDATION.

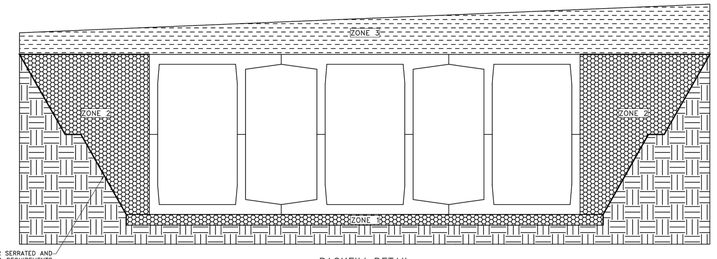

BACKFILL DETAIL

STORMTRAP ZONE INSTALLATION SPECIFICATION/PROCEDURE

1. THE FILL PLACED AROUND THE STORMTRAP MODULES MUST BE DEPOSITED ON BOTH SIDES AT THE SAME TIME AND TO APPROXIMATELY THE SAME ELEVATION. AT NO TIME SHALL THE FILL BEHIND ONE SIDE WALL BE MORE THAN 2'-0" HIGHER THAN THE FILL ON THE OPPOSITE SIDE. BACKFILL SHALL EITHER BE COMPACTED AND/OR VIBRATED TO ENSURE THAT BACKFILL AGGREGATE/STONE MATERIAL IS WELL SEATED AND PROPERLY INTER LOCKED. CARE SHALL BE TAKEN TO PREVENT ANY WEDGING ACTION AGAINST THE STRUCTURE, AND ALL SLOPES WITHIN THE AREA TO BE BACKFILLED MUST BE STEPPED OR SERRATED TO PREVENT WEDGING ACTION. CARE SHALL ALSO BE TAKEN AS NOT TO DISRUPT THE JOINT WRAP FROM THE JOINT DURING THE BACKFILL PROCESS. BACKFILL MUST BE FREE-DRAINING MATERIAL. SEE ZONE 2 BACKFILL CHART ON THIS PAGE FOR APPROVED BACKFILL OPTIONS. IF NATIVE EARTH IS SUSCEPTIBLE TO MIGRATION, CONFIRM WITH GEOTECHNICAL ENGINEER AND PROVIDE PROTECTION AS REQUIRED (PROVIDED BY OTHERS). ALL MODULES MUST BE SET AND ALL SIDES MUST BE FULLY BACKFILLED BEFORE TRAVEL OVERTOP THE SYSTEM IS PERMITTED. SEE NOTE 2 FOR EXCEPTIONS AND LIMITATIONS.
2. THE FILL PLACED OVERTOP THE SYSTEM SHALL BE PLACED IN MINIMUM 6" LIFTS. AT NO TIME SHALL MACHINERY OR VEHICLES GREATER THAN THE DESIGN LIVE LOAD LISTED ON SHEET 1.0 TRAVEL OVERTOP THE SYSTEM. IF TRAVEL OVER THE SYSTEM OCCURS BEFORE THE MINIMUM DESIGN COVER IS ACHIEVED, IT MAY BE NECESSARY TO REDUCE THE ULTIMATE LOAD/BURDEN OF THE OPERATING MACHINERY SO AS TO NOT EXCEED THE DESIGN CAPACITY OF THE SYSTEM. VEHICLES AND MACHINERY USED TO PLACE FILL MATERIAL ON TOP OF THE SYSTEM SHALL TRAVEL PARALLEL TO THE LONGITUDINAL AXIS OF THE STORMTRAP MODULES WHENEVER POSSIBLE.
3. THE VIBRATORY FUNCTION OF ANY ROLLER, COMPACTOR, VEHICLE, ETC. SHALL NOT BE USED OVERTOP THE SYSTEM WITHOUT PRIOR APPROVAL FROM STORMTRAP. IN SOME CASES, HAND COMPACTION MAY BE NECESSARY TO ENSURE THAT THE ALLOWABLE DESIGN LOADING IS NOT EXCEEDED.
4. STONE AGGREGATE FOUNDATION IN ZONE 1 MAY BE REQUIRED FOR THE FOLLOWING:

   A.) INFILTRATION – IF INFILTRATION IS REQUIRED, A FREE DRAINING MATERIAL SHALL BE USED AT A DEPTH DETERMINED BY THE EOR. FREE DRAINING AGGREGATE IS DEFINED AS 80% AGGREGATE RETAINED ON ½" SIEVE, MAJORITY OF AGGREGATE SIZE BETWEEN ¾" AND 1", AND ONLY 5% OF MATERIAL PASSING #3/8" SIEVE.

   B.) LEVELING – STORMTRAP RECOMMENDS STONE SUBBASE FOR LEVELING PURPOSES ONLY (OPTIONAL).

StormTrap
PATENTS LISTED AT: [HTTPS://STORMTRAP.COM/PATENT]
1287 WINDHAM PARKWAY
ROMEOVILLE, IL 60446
P:815-941-4549 / F:331-318-5347

ENGINEER INFORMATION:
Gewalt Hamilton Assoc.
625 Forest Edge Dr
Vernon Hills, IL
60061
847.478.9700

PROJECT INFORMATION:
Buffalo Grove
HS Athletic
Field Phase 2
Buffalo Grove, IL

CURRENT ISSUE DATE:
1/2/2025

ISSUED FOR:
APPROVAL

REV.	DATE:	ISSUED FOR:	DWN BY:
8	1/2/2025	APPROVAL	JPH
8	11/22/2024	APPROVAL	JPH
7	11/19/2024	APPROVAL	JPH
6	11/8/2024	APPROVAL	JPH
5	08/14/2024	PRELIMINARY	KS
4	08/13/2024	PRELIMINARY	KS
3	07/15/2024	PRELIMINARY	KS

SCALE: NTS

SHEET TITLE: DOUBLETRAP BACKFILL SPECIFICATION

SHEET NUMBER: 4.0

ACCESS OPENING SPECIFICATION

1. A TYPICAL ACCESS OPENING FOR THE STORMTRAP SYSTEM ARE 2'-0" IN DIAMETER. ACCESS OPENINGS LARGER THAN 4'-0" IN DIAMETER NEED TO BE APPROVED BY STORMTRAP. ALL OPENINGS MUST RETAIN AT LEAST 2'-0" OF CLEARANCE FROM THE END OF THE STORMTRAP MODULE UNLESS NOTED OTHERWISE. ALL ACCESS OPENINGS TO BE LOCATED ON INSIDE LEG UNLESS OTHERWISE SPECIFIED. SEE SHEET 2.0 FOR SIZES AND LOCATIONS.
2. UNLESS OTHERWISE SPECIFIED, PLASTIC COATED STEEL STEPS PRODUCED BY M.A. INDUSTRIES PART #PS3-PFC OR APPROVED EQUAL (SEE STEP DETAIL) ARE PROVIDED INSIDE ANY MODULE WHERE DEEMED NECESSARY. THE HIGHEST STEP IN THE MODULE IS TO BE PLACED A DISTANCE OF 1'-0" FROM THE INSIDE EDGE OF THE STORMTRAP MODULES. ALL ENSUING STEPS SHALL BE PLACED AT A DISTANCE BETWEEN 10" MIN AND 14" MAX BETWEEN THEM. STEPS MAY BE MOVED OR ALTERED TO AVOID OPENINGS OR OTHER IRREGULARITIES IN THE MODULE.
3. STORMTRAP LIFTING INSERTS MAY BE RELOCATED TO AVOID INTERFERENCE WITH ACCESS OPENINGS OR THE CENTER OF GRAVITY OF THE MODULE AS NEEDED.
4. STORMTRAP ACCESS OPENINGS MAY BE RELOCATED TO AVOID INTERFERENCE WITH INLET AND/OR OUTLET PIPE OPENINGS SO PLACEMENT OF STEPS IS ATTAINABLE.
5. ACCESS OPENINGS SHOULD BE LOCATED IN ORDER TO MEET THE APPROPRIATE MUNICIPAL REQUIREMENTS. STORMTRAP RECOMMENDS AT LEAST TWO ACCESS OPENINGS PER SYSTEM FOR ACCESS AND INSPECTION.
6. USE PRECAST ADJUSTING RINGS AS NEEDED TO MEET GRADE. STORMTRAP RECOMMENDS FOR COVER OVER 2' TO USE PRECAST BARREL OR CONE SECTIONS. (PROVIDED BY OTHERS)

PIPE OPENING SPECIFICATION

1. MINIMUM EDGE DISTANCE FOR AN OPENING ON THE OUTSIDE WALL SHALL BE NO LESS THAN 1'-0".
2. CONNECTING PIPES MAY BE INSTALLED WITH A 1'-0" CONCRETE COLLAR AND AN AGGREGATE CRADLE (AS REQUIRED) FOR AT LEAST ONE PIPE LENGTH (SEE PIPE CONNECTION DETAIL). A STRUCTURAL GRADE CONCRETE OR HIGH STRENGTH, NON-SHRINK GROUT WITH A MINIMUM 28 DAY COMPRESSIVE STRENGTH OF 3000 PSI MAY BE USED.
3. THE ANNULAR SPACE BETWEEN THE PIPE AND THE HOLE SHALL BE FILLED WITH HIGH STRENGTH NON-SHRINK GROUT.

PIPE INSTALLATION INSTRUCTIONS

1. CLEAN AND LIGHTLY LUBRICATE ALL OF THE PIPE TO BE INSERTED INTO STORMTRAP.
2. IF PIPE IS CUT, CARE SHOULD BE TAKEN TO ALLOW NO SHARP EDGES. BEVEL AND LUBRICATE LEAD END OF PIPE.
3. ALIGN CENTER OF PIPE TO CORRECT ELEVATION AND INSERT INTO OPENING.

NOTE: ALL ANCILLARY PRODUCTS/SPECIFICATIONS RECOMMENDED AND SHOWN ON THIS SHEET INCLUDING BUT NOT LIMITED TO CONCRETE COLLARS, AGGREGATE CRADLES, GRADE RINGS, RISER SECTIONS, ETC., ARE RECOMMENDATIONS ONLY AND SUBJECT TO CHANGE PER THE INSTALLING CONTRACTOR AND/OR PER LOCAL MUNICIPAL CODE/REQUIREMENTS.

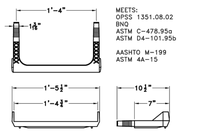

MEETS:
OPSS 1351.08.02
BNQ
ASTM C-478.95a
ASTM D4-101.95b

AASHTO M-199
ASTM 4A-15

STEP DETAIL

*** NOTICE *** 03-25-2022

DUE TO CURRENT INCONSISTENCIES IN THE 16" STEP SUPPLY, STORMTRAP MAY SUBSTITUTE THE 16" STEP WITH THE CLOSEST ALTERNATIVE LENGTH STEP UNTIL THE SUPPLY CHAIN ISSUE IS RESOLVED.

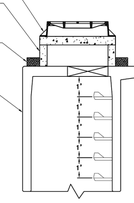

RISER/STAIR DETAIL

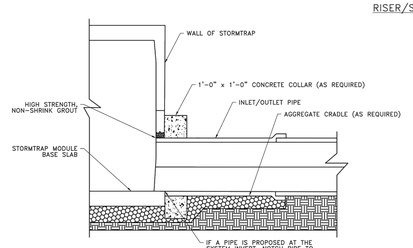

NOTCHED PIPE CONNECTION DETAIL WHEN PIPE INVERT IS AT INVERT OF STORMTRAP SYSTEM

StormTrap
PATENTS LISTED AT: [HTTPS://STORMTRAP.COM/PATENT]
1287 WINDHAM PARKWAY
ROMEOVILLE, IL 60446
P:815-941-4549 / F:331-318-5347

ENGINEER INFORMATION:
Gewalt Hamilton Assoc.
625 Forest Edge Dr
Vernon Hills, IL
60061
847.478.9700

PROJECT INFORMATION:
Buffalo Grove
HS Athletic
Field Phase 2
Buffalo Grove, IL

CURRENT ISSUE DATE:
1/2/2025

ISSUED FOR:
APPROVAL

REV.	DATE:	ISSUED FOR:	DWN BY:
8	1/2/2025	APPROVAL	JPH
8	11/22/2024	APPROVAL	JPH
7	11/19/2024	APPROVAL	JPH
6	11/8/2024	APPROVAL	JPH
5	08/14/2024	PRELIMINARY	KS
4	08/13/2024	PRELIMINARY	KS
3	07/15/2024	PRELIMINARY	KS

SCALE: NTS

SHEET TITLE: PIPE / ACCESS OPENING SPECIFICATION

SHEET NUMBER: 5.0

Actual size to read at scale
2 IN
1 IN
0 IN

STR

ARCHITECTS:

STR Partners, LLC
350 West Ontario Street | Suite 200
Chicago, IL 60654

T: 312.464.1444
www.strpartners.com

- CONSTRUCTION MANAGER
  PEPPER CONSTRUCTION COMPANY
  411 N Lake Zurich Rd
  Barrington, IL 60010
  (847) 381-2760
- CIVIL ENGINEERING/LANDSCAPE ARCHITECTURE
  GEWALT HAMILTON ASSOCIATES
  625 Forest Edge Drive
  Vernon Hills, IL 60061
  (847) 478-9700
- STRUCTURAL ENGINEERING
  SHEFFEE LULKIN AND ASSOCIATES
  4211 Main St
  Skokie, IL 60076
  (847) 677-8600
- MEP/FP ENGINEERING
  CS2 DESIGN GROUP, LLC
  837 Oakton St
  Elk Grove Village, IL 60007
  (847) 981-1880

KEY PLAN

SCOPE DOCUMENT

This sheet is one drawing within a complete set of documents and shall not be considered separately from the Drawings as a whole. The Drawings indicate general scope of project in terms of architectural design concept, building dimensions, major architectural elements, and types of structural, mechanical, and electrical systems. As Scope Documents, the Drawings do not necessarily indicate / describe all work required for full performance and completion of requirements of the Construction Documents. On the basis of the general scope indicated or described, the Contractor shall furnish all items required for proper execution and completion of the Work.

Copyright Notice, Copyright © 2024 STR PARTNERS, LLC

The information in this document is the intellectual property of STR Partners, LLC. It is intended solely for use by the Client during only this specific project. Reproduction of any portion of this document for any purpose other than for its intended use is not permitted without specific written permission of STR Partners, LLC.

PROJECT

D214 BGHS ATHLETIC FIELD RENOVATIONS PHASE 2

1100 W Dundee Road
Buffalo Grove, IL 60089

Township High School District 214
2121 South Goebbert Road
Arlington Heights, IL 60005

CLIENT PROJECT NUMBER

STR PROJECT NUMBER
24016

DRAWING DATES

NUMBER	DATE	COMMENTS
B1	FEB 10, 2025	BULLETIN #1
4	JAN 31, 2025	ISSUE FOR CONSTRUCTION
2	OCT 4, 2024	ADDENDUM #2
1	SEPT 27, 2024	ADDENDUM #1
3	AUG 30, 2024	ISSUE FOR BID
2	JULY 23, 2024	50% CONSTRUCTION DOCUMENTS
1	MAY 17, 2024	75% DD REVIEW AND ESTIMATE

DRAWING TITLE

STORMTRAP DETAILS

SHEET NUMBER

C12.1

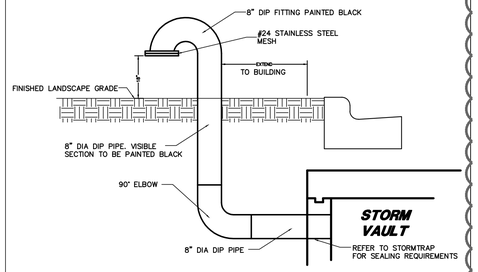

GHA GEWALT HAMILTON ASSOCIATES, INC.

STORMTRAP VENT DETAIL

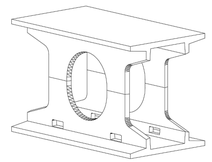

TYPE I/INF

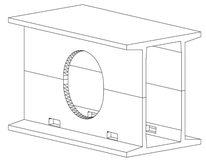

TYPE II



TYPE II END PANEL

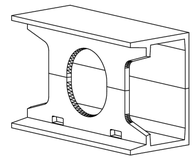

TYPE III

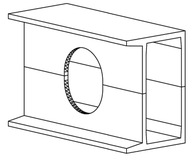

TYPE IV



TYPE IV END PANEL

NOTES:
1. OPENING LOCATIONS AND SHAPES MAY VARY.
2. SP – INDICATES A MODULE WITH MODIFICATIONS.
3. P – INDICATES A MODULE WITH A PANEL ATTACHMENT.
4. POCKET WINDOW OPENINGS ARE OPTIONAL.

StormTrap
PATENTS LISTED AT: [HTTPS://STORMTRAP.COM/PATENT]
1257 WINDHAM PARKWAY
ROMEOVILLE, IL 60446
P:815-941-4549 / F:331-318-5347

ENGINEER INFORMATION:

Gewalt Hamilton Assoc.
625 Forest Edge Dr
Vernon Hills, IL
60061
847.478.9700

PROJECT INFORMATION:

Buffalo Grove
HS Athletic
Field Phase 2

Buffalo Grove, IL

CURRENT ISSUE DATE:

1/2/2025

ISSUED FOR:

APPROVAL

REV.	DATE:	ISSUED FOR:	DWN BY:
B1	1/2/2025	APPROVAL	JPH
8	11/22/2024	APPROVAL	JPH
7	11/19/2024	APPROVAL	JPH
6	11/8/2024	APPROVAL	JPH
5	08/14/2024	PRELIMINARY	KS
4	08/13/2024	PRELIMINARY	KS
3	07/15/2024	PRELIMINARY	KS

SCALE:

NTS

SHEET TITLE:

DOUBLETRAP MODULE TYPES

SHEET NUMBER:

6.0

B1

STR

ARCHITECTS:

STR Partners, LLC
350 West Ontario Street | Suite 200
Chicago, IL 60654

T: 312.464.1444
www.strpartners.com

- CONSTRUCTION MANAGER
PEPPER CONSTRUCTION COMPANY
411 N Lake Zurich Rd
Barrington, IL 60010
(847) 381-2760

- CIVIL ENGINEERING/LANDSCAPE ARCHITECTURE
GEWALT HAMILTON ASSOCIATES
625 Forest Edge Drive
Vernon Hills, IL 60061
(847) 478-9700

- STRUCTURAL ENGINEERING
SHEFFEE LULKIN AND ASSOCIATES
4211 Main St
Skokie, IL 60076
(847) 677-8600

- MEP/FP ENGINEERING
CS2 DESIGN GROUP, LLC
837 Oakton St
Elk Grove Village, IL 60007
(847) 981-1880

KEY PLAN

SCOPE DOCUMENT

This sheet is one drawing within a complete set of documents and shall not be considered separately from the Drawings as a whole. The Drawings indicate general scope of project in terms of architectural design concept, building dimensions, major architectural elements, and types of structural, mechanical, and electrical systems. As Scope Documents, the Drawings do not necessarily indicate / describe all work required for full performance and completion of requirements of the Construction Documents. On the basis of the general scope indicated or described, the Contractor shall furnish all items required for proper execution and completion of the Work.

Copyright Notice, Copyright © 2024 STR PARTNERS, LLC

The information in this document is the intellectual property of STR Partners, LLC. It is intended solely for use by the Client during only this specific project. Reproduction of any portion of this document for any purpose other than for its intended use is not permitted without specific written permission of STR Partners, LLC.

PROJECT

D214 BGHS ATHLETIC FIELD RENOVATIONS PHASE 2

1100 W Dundee Road
Buffalo Grove, IL 60089

Township High School District 214
2121 South Goebbert Road
Arlington Heights, IL 60005

CLIENT PROJECT NUMBER

STR PROJECT NUMBER
24016

DRAWING DATES

NUMBER	DATE	COMMENTS
B1	FEB 10, 2025	BULLETIN #1
4	JAN 31, 2025	ISSUE FOR CONSTRUCTION
2	OCT 4, 2024	ADDENDUM #2
1	SEPT 27, 2024	ADDENDUM #1
3	AUG 30, 2024	ISSUE FOR BID
2	JULY 23, 2024	50% CONSTRUCTION DOCUMENTS
1	MAY 17, 2024	75% DD REVIEW AND ESTIMATE

DRAWING TITLE

STORMTRAP DETAILS

SHEET NUMBER

C12.2

Actual size to read at scale
0 IN
1 IN
2 IN

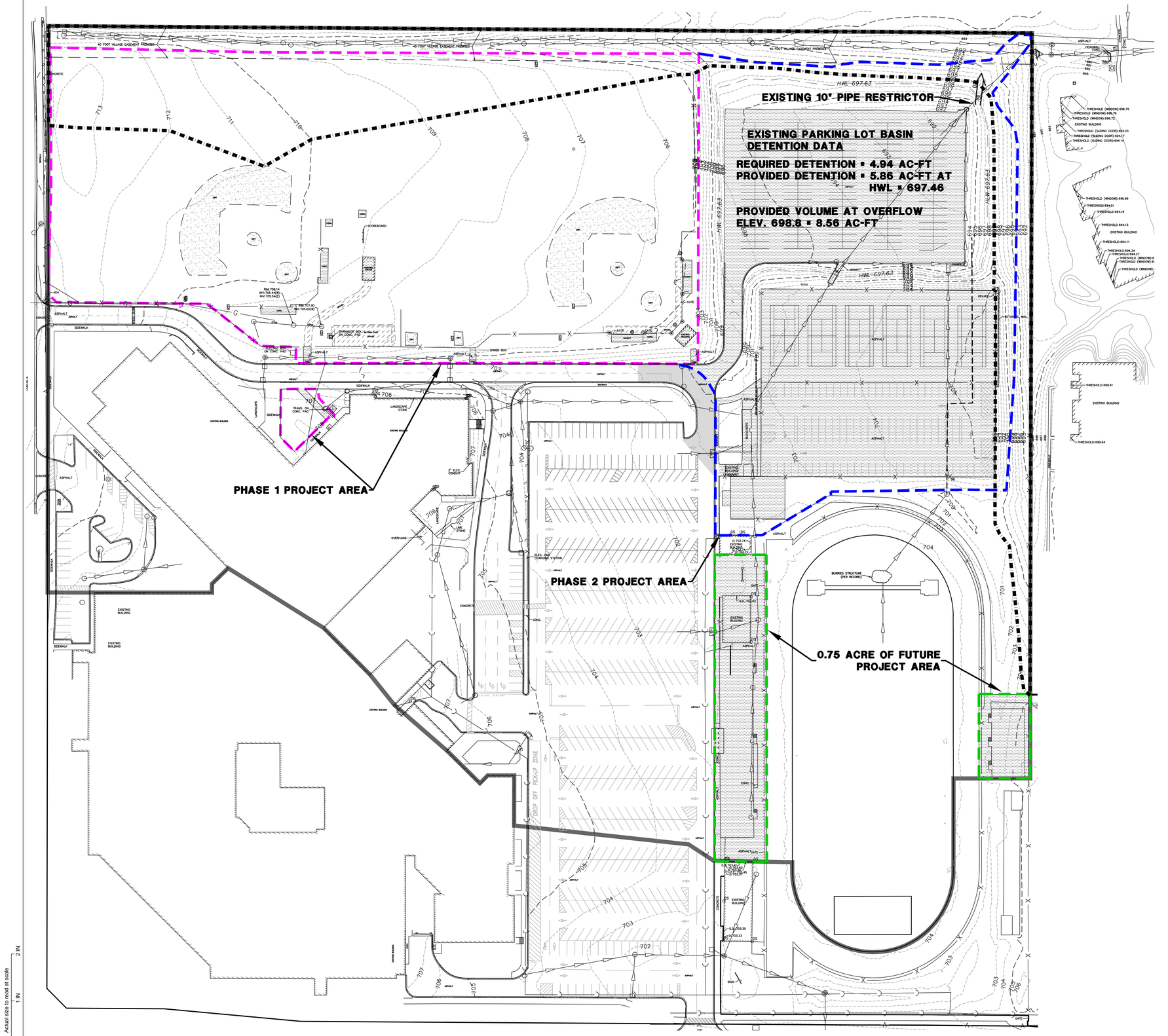

N

GRAPHIC SCALE
60 0 30 60
(IN FEET)
1 inch = 60ft.

PHASE 1 EXISTING LEGEND (MWRD PERMIT #24-089)

PROJECT AREA		7.26 ACRES
PROJECT IMPERVIOUS AREA		0.11 ACRE
PROJECT PERVIOUS AREA		6.55 ACRES
PROJECT SAND		0.48 ACRE
PROJECT GRAVEL		0.12 ACRE

PHASE 2 EXISTING LEGEND

PROJECT AREA		5.16 ACRES
PROJECT IMPERVIOUS AREA		3.34 ACRE
PROJECT PERVIOUS AREA		1.82 ACRES
MAINTENANCE AREA		0.11 ACRE

FUTURE REDEVELOPMENT EXISTING LEGEND

PROJECT AREA		0.75 ACRE
PROJECT IMPERVIOUS AREA		0.75 ACRE
DETENTION SERVICE AREA PER MWRD PERMITS #72-195, #13-151, #18-096, & #24-089		26.69 ACRES
TOTAL UNRESTRICTED AREA WITHIN DETENTION SERVICE AREA		3.48 ACRES

STR

ARCHITECTS:

STR Partners, LLC
350 West Ontario Street | Suite 200
Chicago, IL 60654

T: 312.464.1444
www.strpartners.com

- CONSTRUCTION MANAGER
  PEPPER CONSTRUCTION COMPANY
  411 N Lake Zurich Rd
  Barrington, IL 60010
  (847) 381-2760
- CIVIL ENGINEERING/LANDSCAPE ARCHITECTURE
  GEWALT HAMILTON ASSOCIATES
  625 Forest Edge Drive
  Vernon Hills, IL 60061
  (847) 478-9700
- STRUCTURAL ENGINEERING
  SHEFFEE LULKIN AND ASSOCIATES
  4211 Main St
  Skokie, IL 60076
  (847) 677-8600
- MEP/FP ENGINEERING
  CS2 DESIGN GROUP, LLC
  837 Oakton St
  Elk Grove Village, IL 60007
  (847) 981-1880

KEY PLAN

SCOPE DOCUMENT

This sheet is one drawing within a complete set of documents and shall not be considered separately from the Drawings as a whole. The Drawings indicate general scope of project in terms of architectural design concept, building dimensions, major architectural elements, and types of structural, mechanical, and electrical systems. As Scope Documents, the Drawings do not necessarily indicate / describe all work required for full performance and completion of requirements of the Construction Documents. On the basis of the general scope indicated or described, the Contractor shall furnish all items required for proper execution and completion of the Work.

Copyright Notice, Copyright © 2024 STR PARTNERS, LLC

The information in this document is the intellectual property of STR Partners, LLC. It is intended solely for use by the Client during only this specific project. Reproduction of any portion of this document for any purpose other than for its intended use is not permitted without specific written permission of STR Partners, LLC.

PROJECT

D214 BGHS ATHLETIC FIELD RENOVATIONS PHASE 2

1100 W Dundee Road
Buffalo Grove, IL 60089

Township High School District 214
2121 South Goebbert Road
Arlington Heights, IL 60005

CLIENT PROJECT NUMBER

STR PROJECT NUMBER
24016

DRAWING DATES

NUMBER	DATE	COMMENTS
B1	FEB 10, 2025	BULLETIN #1
4	JAN 31, 2025	ISSUE FOR CONSTRUCTION
2	OCT 4, 2024	ADDENDUM #2
1	SEPT 27, 2024	ADDENDUM #1
3	AUG 30, 2024	ISSUE FOR BID
2	JULY 23, 2024	50% CONSTRUCTION DOCUMENTS
1	MAY 17, 2024	75% DD REVIEW AND ESTIMATE

DRAWING TITLE

EXISTING DRAINAGE EXHIBIT

SHEET NUMBER

C13.0

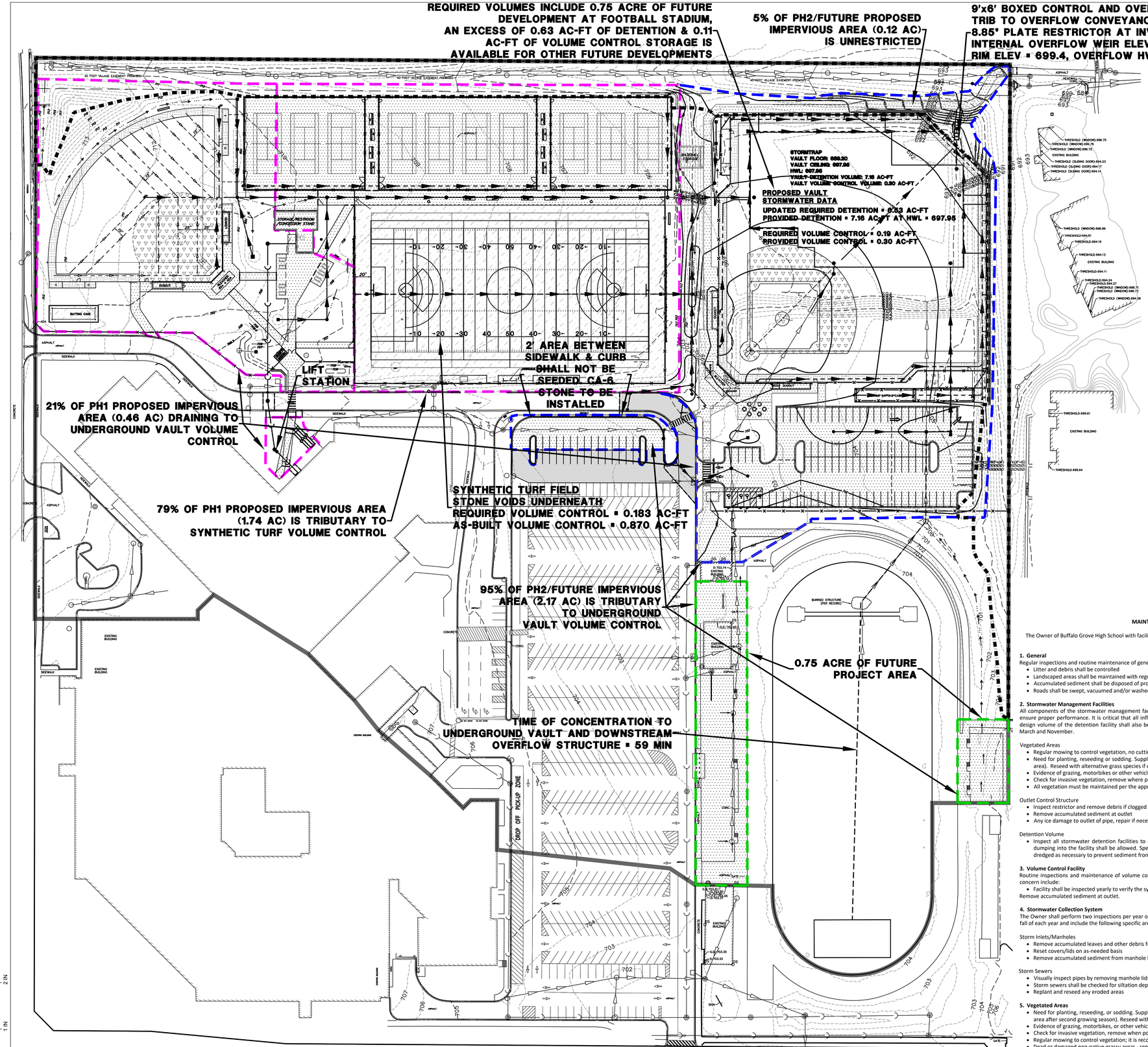

PHASE 1 PROPOSED LEGEND (MWRD PERMIT #24-089)

PROJECT AREA	7.26 ACRES
PROJECT IMPERVIOUS AREA (CN=98)	2.20 ACRES
PROJECT PERVIOUS AREA (CN=80)	2.49 ACRES
PROJECT SYNTHETIC TURF (CN=91)	2.14 ACRES
PROJECT IN FIELD MIX (CN=94)	0.27 ACRE
PROJECT WARNING TRACK (CN=94)	0.16 ACRE

PHASE 2 PROPOSED LEGEND

PROJECT AREA	5.37 ACRES
PROJECT IMPERVIOUS AREA (CN=98)	1.54 ACRES
PROJECT PERVIOUS AREA (CN=80)	3.20 ACRES
PROJECT SYNTHETIC TURF (CN=91)	0.06 ACRE
PROJECT IN FIELD MIX (CN=94)	0.28 ACRE
PROJECT WARNING TRACK (CN=94)	0.29 ACRE
MAINTENANCE AREA	0.31 ACRE

FUTURE REDEVELOPMENT PROPOSED LEGEND

PROJECT AREA	0.75 ACRE
PROJECT IMPERVIOUS AREA (CN=98)	0.75 ACRE
DETENTION SERVICE AREA PER MWRD PERMITS #72-195, #13-151, #18-096, & #24-089	26.69 ACRES
TOTAL UNRESTRICTED AREA WITHIN DETENTION SERVICE AREA *INCLUDES 0.85 AC OF UNRESTRICTED REDEVELOPED AREA, 3% OF TOTAL DETENTION SERVICE AREA	2.23 ACRES*

MAINTENANCE PLAN FOR BUFFALO GROVE HIGH SCHOOL

The Owner of Buffalo Grove High School with facilities as shown on this exhibit, shall assume responsibility for the following perpetual maintenance activities:

1. General
Regular inspections and routine maintenance of general areas shall be performed on a quarterly or as-needed basis. Specific items of concern include:
- Litter and debris shall be controlled
- Landscaped areas shall be maintained with regular mowing and restored with appropriate seeding/vegetation as necessary
- Accumulated sediment shall be disposed of properly, along with any wastes generated during maintenance operations
- Roads shall be swept, vacuumed and/or washed on a regular basis

2. Stormwater Management Facilities
All components of the stormwater management facilities shall be checked quarterly between March and November and maintained as necessary to ensure proper performance. It is critical that all inflows and outflows to the detention facility are clean and performing as designed. In addition, the design volume of the detention facility shall also be maintained. Inspections for the following specific items would be conducted quarterly between March and November.

Vegetated Areas
- Regular mowing to control vegetation, no cutting of native vegetation
- Need for planting, reseeding or sodding. Supplement alternative native vegetation if a significant portion has not established (50% of the surface area). Reseed with alternative grass species if original grass cover has not successfully established
- Evidence of grazing, motorbikes or other vehicles, repair
- Check for invasive vegetation, remove where possible
- All vegetation must be maintained per the approved planting plan

Outlet Control Structure
- Inspect restrictor and remove debris if clogged or discharge reduced
- Remove accumulated sediment at outlet
- Any ice damage to outlet of pipe, repair if necessary

Detention Volume
- Inspect all stormwater detention facilities to ensure that the constructed volume for detention is maintained. No sediment, topsoil, or other dumping into the facility shall be allowed. Specific locations in the stormwater management system, designed to accumulate sediment, shall be dredged as necessary to prevent sediment from reaching the invert of any gravity outlet pipe.

3. Volume Control Facility
Routine inspections and maintenance of volume control facilities shall be performed by the Owner on a yearly or as-needed basis. Specific items of concern include:
- Facility shall be inspected yearly to verify the system is functioning properly.

Remove accumulated sediment at outlet.

4. Stormwater Collection System
The Owner shall perform two inspections per year of all components of the stormwater collection system. The inspections shall occur in the spring and fall of each year and include the following specific areas of concern.

Storm Inlets/Manholes
- Remove accumulated leaves and other debris from grates
- Reset covers/lids on as-needed basis
- Remove accumulated sediment from manhole bottom when 50% of sump is filled

Storm Sewers
- Visually inspect pipes by removing manhole lids, make repairs as necessary
- Storm sewers shall be checked for siltation deposits at inlets, outlets, and within the conduit, clean out as necessary
- Replant and reseed any eroded areas

5. Vegetated Areas
- Need for planting, reseeding, or sodding. Supplement alternative native vegetation if a significant portion has not established (50% of the surface area after second growing season). Reseed with alternative native grass species if original grass cover has not successfully established.
- Evidence of grazing, motorbikes, or other vehicles, repair
- Check for invasive vegetation, remove when possible
- Regular mowing to control vegetation; it is recommended that native vegetation remain uncut
- Dead or damaged non-native grassy areas - repair with seeding with fertilization or seeding with mulch

6. Qualified Sewer Construction
- Perform manhole inspections once every five years, make repairs as necessary
- Perform sewer inspections once every five years, make repairs as necessary
- Perform regular cleaning so that each sewer segment is cleaned once every 5 years

Actual size to read at scale
2 IN
1 IN
0 IN

STR

ARCHITECTS:

STR Partners, LLC
350 West Ontario Street | Suite 200
Chicago, IL 60654

T: 312.464.1444
www.strpartners.com

- CONSTRUCTION MANAGER
PEPPER CONSTRUCTION COMPANY
411 N Lake Zurich Rd
Barrington, IL 60010
(847) 381-2760

- CIVIL ENGINEERING/LANDSCAPE ARCHITECTURE
GEWALT HAMILTON ASSOCIATES
625 Forest Edge Drive
Vernon Hills, IL 60061
(847) 478-9700

- STRUCTURAL ENGINEERING
SHEFFEE LULKIN AND ASSOCIATES
4211 Main St
Skokie, IL 60076
(847) 677-8600

- MEP/FP ENGINEERING
CS2 DESIGN GROUP, LLC
837 Oakton St
Elk Grove Village, IL 60007
(847) 981-1880

KEY PLAN

SCOPE DOCUMENT

This sheet is one drawing within a complete set of documents and shall not be considered separately from the Drawings as a whole. The Drawings indicate general scope of project in terms of architectural design concept, building dimensions, major architectural elements, and types of structural, mechanical, and electrical systems. As Scope Documents, the Drawings do not necessarily indicate / describe all work required for full performance and completion of requirements of the Construction Documents. On the basis of the general scope indicated or described, the Contractor shall furnish all items required for proper execution and completion of the Work.

Copyright Notice, Copyright © 2024 STR PARTNERS, LLC

The information in this document is the intellectual property of STR Partners, LLC. It is intended solely for use by the Client during only this specific project. Reproduction of any portion of this document for any purpose other than for its intended use is not permitted without specific written permission of STR Partners, LLC.

PROJECT

D214 BGHS ATHLETIC FIELD RENOVATIONS PHASE 2

1100 W Dundee Road
Buffalo Grove, IL 60089

Township High School District 214
2121 South Goebbert Road
Arlington Heights, IL 60005

CLIENT PROJECT NUMBER

STR PROJECT NUMBER
24016

DRAWING DATES

NUMBER	DATE	COMMENTS
•	OCT 17, 2025	ISLAND PARKING REVISIONS
•	SEPT 5, 2025	ISSUE FOR ISLAND PARKING
• 5	FEB 10, 2025	BULLETIN #1
• 4	JAN 31, 2025	ISSUE FOR CONSTRUCTION
• 3	OCT 4, 2024	ADDENDUM #2
• 2	SEPT 27, 2024	ADDENDUM #1
• 3	AUG 30, 2024	ISSUE FOR BID
• 2	JULY 23, 2024	50% CONSTRUCTION DOCUMENTS
• 1	MAY 17, 2024	75% DD REVIEW AND ESTIMATE

DRAWING TITLE

PROPOSED DRAINAGE EXHIBIT

SHEET NUMBER

C13.1

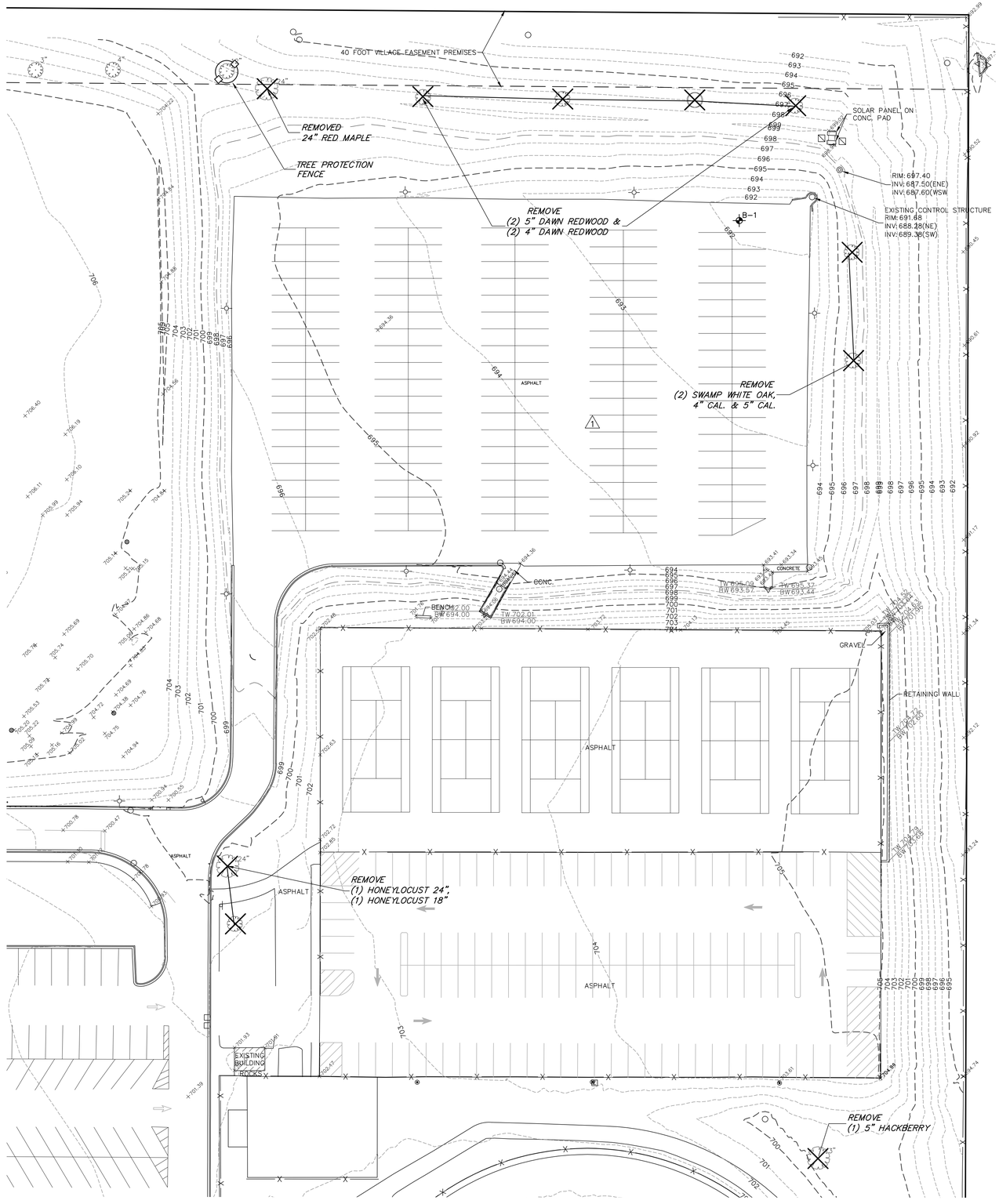

Actual size to read at scale
2 IN
1 IN
0 IN



TREE REMOVAL SCHEDULE

TREE REMOVALS

Designation	Common Name	Scientific Name	Qty.	Size	Notes
Key Tree	Red Maple	Acer rubrum	1	24"	Good
Key Tree	Honeylocust	Gleditsia triacanthos var. inermis	1	24"	Fair
Key Tree	Honeylocust	Gleditsia triacanthos var. inermis	1	19"	Fair
Sign. Tree	Dawn Redwood	Metasequoia glyptostroboides	2	5"	Good
Sign. Tree	Dawn Redwood	Metasequoia glyptostroboides	2	4"	Good
Sign. Tree	Swamp White Oak	Quercus bicolor	1	5"	Good
Sign. Tree	Swamp White Oak	Quercus bicolor	1	4"	Good
Sign. Tree	Common Hackberry	Celtis occidentalis	1	5"	Good

STR

ARCHITECTS:

STR Partners, LLC
350 West Ontario Street | Suite 200
Chicago, IL 60654

T: 312.464.1444
www.strpartners.com

- CONSTRUCTION MANAGER
  PEPPER CONSTRUCTION COMPANY
  411 N Lake Zurich Rd
  Barrington, IL 60010
  (847) 381-2760
- CIVIL ENGINEERING/LANDSCAPE ARCHITECTURE
  GEWALT HAMILTON ASSOCIATES
  625 Forest Edge Drive
  Vernon Hills, IL 60061
  (847) 478-9700
- STRUCTURAL ENGINEERING
  SHEFFEE LULKIN AND ASSOCIATES
  4211 Main St
  Skokie, IL 60076
  (847) 677-8600
- MEP/FP ENGINEERING
  CS2 DESIGN GROUP, LLC
  837 Oakton St
  Elk Grove Village, IL 60007
  (847) 981-1880

KEY PLAN

SCOPE DOCUMENT

This sheet is one drawing within a complete set of documents and shall not be considered separately from the Drawings as a whole. The Drawings indicate general scope of project in terms of architectural design concept, building dimensions, major architectural elements, and types of structural, mechanical, and electrical systems. As Scope Documents, the Drawings do not necessarily indicate / describe all work required for full performance and completion of requirements of the Construction Documents. On the basis of the general scope indicated or described, the Contractor shall furnish all items required for proper execution and completion of the Work.

Copyright Notice, Copyright © 2024 STR PARTNERS, LLC

The information in this document is the intellectual property of STR Partners, LLC. It is intended solely for use by the Client during only this specific project. Reproduction of any portion of this document for any purpose other than for its intended use is not permitted without specific written permission of STR Partners, LLC.

PROJECT

D214 BGHS ATHLETIC FIELD RENOVATIONS PHASE 2

1100 W Dundee Road
Buffalo Grove, IL 60089

Township High School District 214
2121 South Goebbert Road
Arlington Heights, IL 60005

CLIENT PROJECT NUMBER

STR PROJECT NUMBER
24016

DRAWING DATES

NUMBER	DATE	COMMENTS
B1	FEB 10, 2025	BULLETIN #1
4	JAN 31, 2025	ISSUE FOR CONSTRUCTION
2	OCT 4, 2024	ADDENDUM #2
1	SEPT 27, 2024	ADDENDUM #1
3	AUG 30, 2024	ISSUE FOR BID
2	JULY 23, 2024	50% CONSTRUCTION DOCUMENTS
1	MAY 17, 2024	75% DD REVIEW AND ESTIMATE

DRAWING TITLE

TREE PRESERVATION PLAN

SHEET NUMBER

L1.0

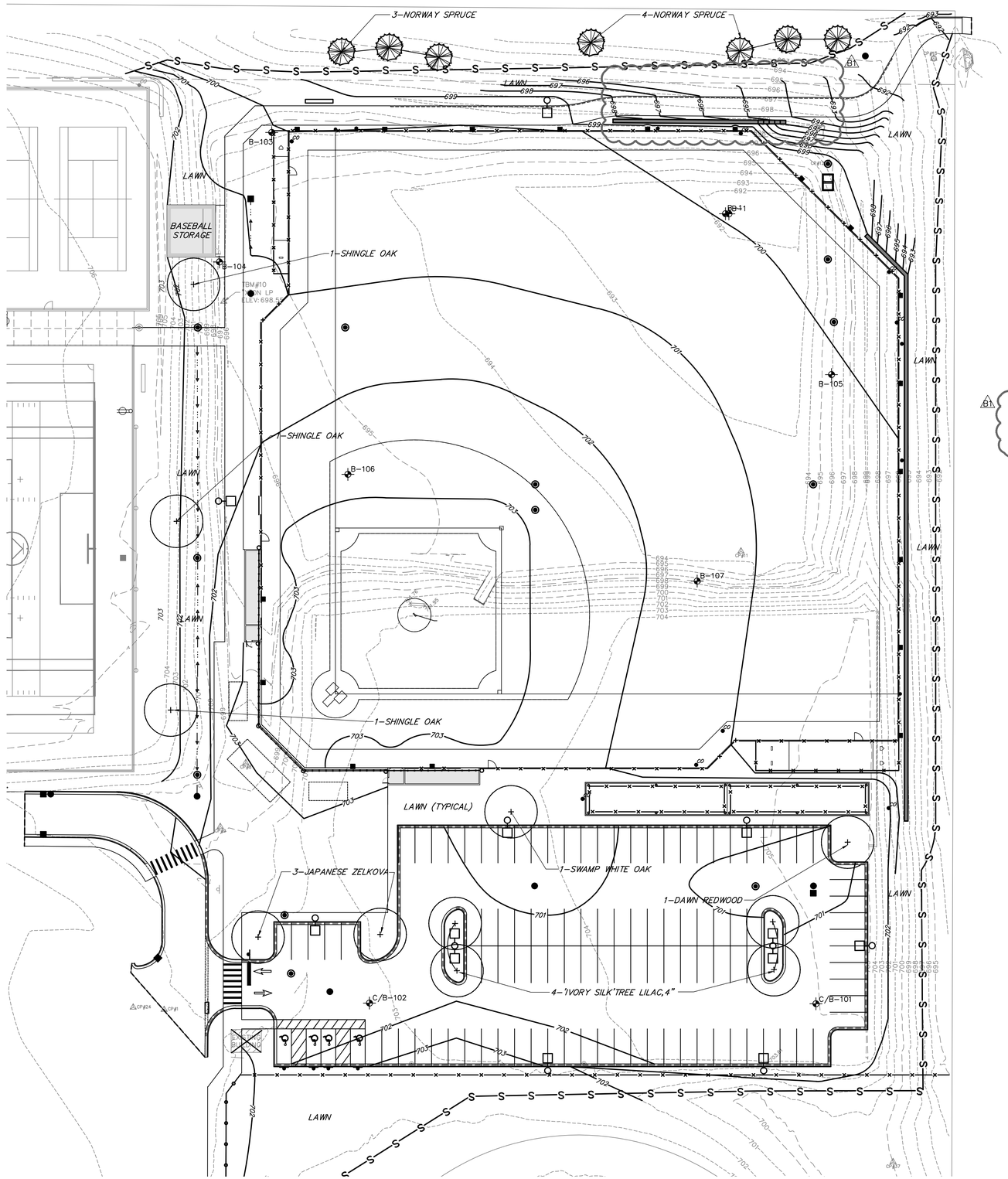

N

GRAPHIC SCALE

30 0 15 30

(IN FEET)

1 inch = 30 ft.

PLANT LIST

QTY.	PLANT NAME	SCIENTIFIC NAME	SIZE
1	DAWN REDWOOD	METASEQUOIA GLYPTOSTROBOIDES	4" BB
3	SHINGLE OAK	QUERCUS IMBRICARIA	4" BB
1	SWAMP WHITE OAK	QUERCUS BICOLOR	4" BB
7	NORWAY SPRUCE	PICEA ABIES	8' BB (4" cal.)
4	IVORY SILK TREE LILAC	SYRINGA RETICULATA 'IVORY SILK'	4" BB
2	JAPANESE ZELKOVA	ZELKOVA SERRATA 'GREEN VASE'	4" BB

LANDSCAPE INSTALLATION NOTES

1. TREE MULCH RINGS ARE FIVE FOOT DIAMETER WITHIN LAWN AREAS. ALL EXISTING TREES WITHIN WORK AREA BOUNDARIES SHALL HAVE A MULCH TREE RING INSTALLED, WITH SOD REMOVED WITHIN LIMITS OF THE MULCH RING.
2. WHEN TREES ARE PLANTED WITHIN AREAS OF ESTABLISHED TURF, PLANTING BED EDGES SHALL BE SPADE CUT TO DEPTH OF THREE INCHES (SEE DETAIL, NEXT SHEET) CURVED BEDS SHALL BE SMOOTH RADIUS WITH NO STRAIGHT SEGMENTS. SPADE–CUT BED EDGE
3. DETAIL DOES NOT APPLY TO TREES AND SHRUBS PLANTED WITHIN AREAS OF NEWLY SEEDED LAWN RESTORATION.
4. WHERE LANDSCAPING IS SHOWN WITHIN 5' OF ANY UTILITY STRUCTURE OR UTILITY LINE, CONSULT WITH LANDSCAPE ARCHITECT BEFORE PROCEEDING.
5. FOR RESTORATION/SEEDING LIMITS, REFER TO SHEET C3.4 STORMWATER POLLUTION PREVENTATION PLAN. ALL RESTORATION SEEDING WORK SHALL EXTEND TO THE LIMITS OF NEW GRADING OR AND DISTURBED AREAS.
6. CONTRACTOR RESPONSIBLE FOR ALL EROSION CONTROL MEASURES WITHIN SEEDING LIMITS.
7. SEE GEOMETRIC AND PAVING PLAN FOR ADDITIONAL NOTES REGARDING LAWN SEEDING /RESTORATION WORK.
8. REFER TO SPECIAL CONDITIONS FOR ADDITIONAL STANDARDS, CONDITIONS AND APPLICABLE NOTES.

Actual size to read at scale
2 IN
1 IN
0 IN

STR

ARCHITECTS:

STR Partners, LLC
350 West Ontario Street | Suite 200
Chicago, IL 60654

T: 312.464.1444
www.strpartners.com

- CONSTRUCTION MANAGER
  PEPPER CONSTRUCTION COMPANY
  411 N Lake Zurich Rd
  Barrington, IL 60010
  (847) 381-2760
- CIVIL ENGINEERING/LANDSCAPE ARCHITECTURE
  GEWALT HAMILTON ASSOCIATES
  625 Forest Edge Drive
  Vernon Hills, IL 60061
  (847) 478-9700
- STRUCTURAL ENGINEERING
  SHEFFEE LULKIN AND ASSOCIATES
  4211 Main St
  Skokie, IL 60076
  (847) 677-8600
- MEP/FP ENGINEERING
  CS2 DESIGN GROUP, LLC
  837 Oakton St
  Elk Grove Village, IL 60007
  (847) 981-1880

KEY PLAN

SCOPE DOCUMENT

This sheet is one drawing within a complete set of documents and shall not be considered separately from the Drawings as a whole. The Drawings indicate general scope of project in terms of architectural design concept, building dimensions, major architectural elements, and types of structural, mechanical, and electrical systems. As Scope Documents, the Drawings do not necessarily indicate / describe all work required for full performance and completion of requirements of the Construction Documents. On the basis of the general scope indicated or described, the Contractor shall furnish all items required for proper execution and completion of the Work.

Copyright Notice, Copyright © 2024 STR PARTNERS, LLC

The information in this document is the intellectual property of STR Partners, LLC. It is intended solely for use by the Client during only this specific project. Reproduction of any portion of this document for any purpose other than for its intended use is not permitted without specific written permission of STR Partners, LLC.

PROJECT

D214 BGHS ATHLETIC FIELD RENOVATIONS PHASE 2
1100 W Dundee Road
Buffalo Grove, IL 60089

Township High School District 214
2121 South Goebbert Road
Arlington Heights, IL 60005

CLIENT PROJECT NUMBER

STR PROJECT NUMBER
24016

DRAWING DATES

NUMBER	DATE	COMMENTS
5	FEB 10, 2025	BULLETIN #1
4	JAN 31, 2025	ISSUE FOR CONSTRUCTION
2	OCT 4, 2024	ADDENDUM #2
1	SEPT 27, 2024	ADDENDUM #1
3	AUG 30, 2024	ISSUE FOR BID
2	JULY 23, 2024	50% CONSTRUCTION DOCUMENTS
1	MAY 17, 2024	75% DD REVIEW AND ESTIMATE

DRAWING TITLE

LANDSCAPE PLAN

SHEET NUMBER

L2.0

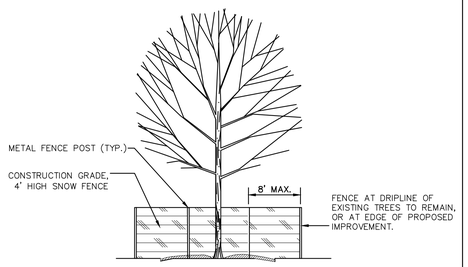

GHA GEWALT HAMILTON ASSOCIATES, INC. TREE PROTECTION DETAIL

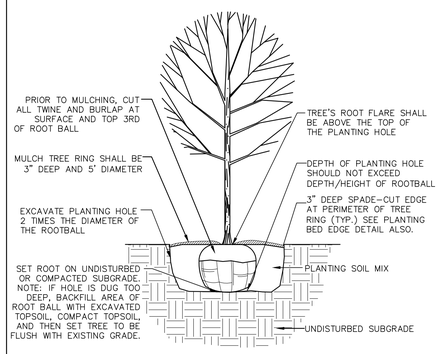

GHA GEWALT HAMILTON ASSOCIATES, INC. TREE PLANTING DETAIL

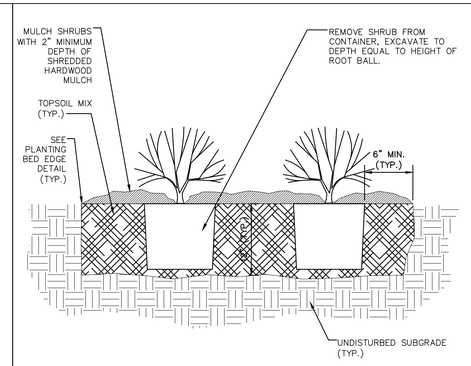

GHA GEWALT HAMILTON ASSOCIATES, INC. SHRUB PLANTING DETAIL

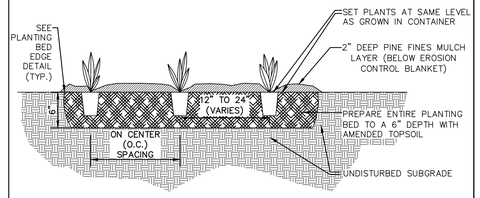

GHA GEWALT HAMILTON ASSOCIATES, INC. PERENNIAL/ORNAMENTAL GRASS PLANTING DETAIL

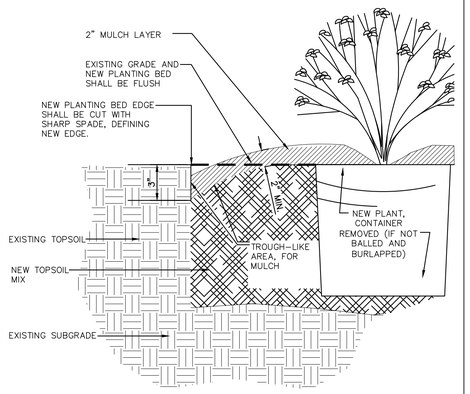

GHA GEWALT HAMILTON ASSOCIATES, INC. PLANTING BED EDGE DETAIL

Actual size to read at scale
0 IN
1 IN
2 IN

ARCHITECTS:

STR Partners, LLC
350 West Ontario Street | Suite 200
Chicago, IL 60654

T: 312.464.1444
www.strpartners.com

- CONSTRUCTION MANAGER
  PEPPER CONSTRUCTION COMPANY
  411 N Lake Zurich Rd
  Barrington, IL 60010
  (847) 381-2760
- CIVIL ENGINEERING/LANDSCAPE ARCHITECTURE
  GEWALT HAMILTON ASSOCIATES
  625 Forest Edge Drive
  Vernon Hills, IL 60061
  (847) 478-9700
- STRUCTURAL ENGINEERING
  SHEFFEE LULKIN AND ASSOCIATES
  4211 Main St
  Skokie, IL 60076
  (847) 677-8600
- MEP/FP ENGINEERING
  CS2 DESIGN GROUP, LLC
  837 Oakton St
  Elk Grove Village, IL 60007
  (847) 981-1880

KEY PLAN

SCOPE DOCUMENT

This sheet is one drawing within a complete set of documents and shall not be considered separately from the Drawings as a whole. The Drawings indicate general scope of project in terms of architectural design concept, building dimensions, major architectural elements, and types of structural, mechanical, and electrical systems. As Scope Documents, the Drawings do not necessarily indicate / describe all work required for full performance and completion of requirements of the Construction Documents. On the basis of the general scope indicated or described, the Contractor shall furnish all items required for proper execution and completion of the Work.

Copyright Notice, Copyright © 2024 STR PARTNERS, LLC

The information in this document is the intellectual property of STR Partners, LLC. It is intended solely for use by the Client during only this specific project. Reproduction of any portion of this document for any purpose other than for its intended use is not permitted without specific written permission of STR Partners, LLC.

PROJECT

D214 BGHS ATHLETIC FIELD RENOVATIONS PHASE 2
1100 W Dundee Road
Buffalo Grove, IL 60089

Township High School District 214
2121 South Goebbert Road
Arlington Heights, IL 60005

CLIENT PROJECT NUMBER

STR PROJECT NUMBER
24016

DRAWING DATES

NUMBER	DATE	COMMENTS
B1	FEB 10, 2025	BULLETIN #1
4	JAN 31, 2025	ISSUE FOR CONSTRUCTION
2	OCT 4, 2024	ADDENDUM #2
1	SEPT 27, 2024	ADDENDUM #1
3	AUG 30, 2024	ISSUE FOR BID
2	JULY 23, 2024	50% CONSTRUCTION DOCUMENTS
1	MAY 17, 2024	75% DD REVIEW AND ESTIMATE

DRAWING TITLE

LANDSCAPE DETAILS

SHEET NUMBER

L3.0

Buffalo Grove High School Athletic Field Renovations Phase 2
(Development Name)

DEVELOPMENT IMPROVEMENT AGREEMENT

EXHIBIT D

Engineer's Opinion of Probable Costs

(see following pages)

ENGINEER'S OPINION OF PROBABLE COST

D214 Buffalo Grove High School Athletic Fields - Phase 2

Township High School District 214
GHA Project #5651.145

GEWALT HAMILTON ASSOCIATES, INC.
CONSULTING ENGINEERS
625 Forest Edge Drive, Vernon Hills, IL 60061
Tel 847.478.9700 Fax 847.478.9701
www.gha-engineers.com

Prepared by: David Guerrero, Jr
Checked by: Don Matthews

Date: November 21, 2024

Village of Buffalo Grove Engineering Department EOPC

Buffalo Grove High School Athletic Fields - Phase 2

SP*	Pay Item	Description	Quantity	Unit	Value
	Berger				
		Earthwork and Demolition / Site Utilities	1.0	LS	$4,194,000.00
	Chadwick				
		Asphalt and Concrete Paving	1.0	LS	$455,550.00
	Breezy Hill				
		Landscaping	1.0	LS	$527,900.00
					$5,177,450.00
					$5,177,450.00

Detailed Description:
Construction value determined by Construction Manager based on awarded bids

	EOPC	$ 5,177,450.00		
	10% contingency	$ 5,695,195.00		
	108%	$ 6,109,391.00	LOC amount	
	Engineering Review Fee	**$ 51,775.00**	Modified per Ordinance	
	~~Cash Deposit~~	~~$ 61,093.00~~	~~**or $5,000 Minimum**~~	~~**$ 5,000.00**~~
~~1~~	~~LOC Amount~~	~~$ 6,048,298.00~~		

ENGINEER'S OPINION OF PROBABLE COST

D214 Buffalo Grove High School Athletic Fields - Phase 2

Township High School District 214
GHA Project #5651.200

Prepared by: David Guerrero, Jr
Checked by: Don Matthews

Date: December 19, 2025

GEWALT HAMILTON ASSOCIATES, INC.
CONSULTING ENGINEERS
625 Forest Edge Drive, Vernon Hills, IL 60061
Tel 847.478.9700 ▪ Fax 847.478.9701
www.gha-engineers.com

Village of Buffalo Grove Engineering Department EOPC

Buffalo Grove High School Athletic Fields - Phase 2

SP*	Pay Item	Description	Quantity	Unit	Value
	Berger				
		Earthwork and Demolition / Site Utilities	1.0	LS	$4,194,000.00
	Chadwick				
		Asphalt and Concrete Paving	1.0	LS	$455,550.00
	Breezy Hill				
		Landscaping	1.0	LS	$527,900.00
	Berger / Chadwick				
		Island Parking Lot	1.0	LS	$110,000.00
					$5,287,450.00
					$5,287,450.00

Detailed Description:
Construction value determined by Construction Manager based on awarded bids

EOPC	$	5,287,450.00	
10% contingency	$	5,816,195.00	
108%	$	6,239,191.00	
Total Project Engineering Review Fee	**$**	**52,875.00**	Modified per Ordinance
Engineering Review Fee Received 3/6/2025	$	(51,775.00)	
Engineering Review Fee Remaining	**$**	**1,100.00**	

AGENDA ITEM SUMMARY

BUFFALO GROVE VILLAGE BOARD

Regular Meeting: March 16, 2026

AGENDA ITEM 8.n. O-2026-33
Ordinance Authorizing the Disposal of Surplus Property

Contacts

Liaison: Trustee Cesario
Staff: Chris Black

Staff Recommendation

Staff recommends approval.

Recommended Motion

I move to approve the disposal of surplus property

Summary

Ordinance Authorizing the Disposal of Surplus Property

Strategic Alignment

Guiding Principle

Principle 1: Financially Responsible and Sound

Goal

Goal 1: Maintained effective village government: fiscally responsible and providing outstanding, responsive services

File Attachments

1. BOT 3.16.26_Ord Authorizing the Disposal of Surplus Property

ORDINANCE 2026-xxx

AN ORDINANCE AUTHORIZING THE DISPOSAL OF SURPLUS VILLAGE PERSONAL PROPERTY

WHEREAS the Village of Buffalo Grove is a home rule unit pursuant to the Illinois Constitution of 1970; and

WHEREAS this is the text of the second whereas clause; and

WHEREAS this is the text of the third and final whereas clause.

NOW THEREFORE BE IT ORDAINED by the President and Board of Trustees of the Village of Buffalo Grove, Cook and Lake Counties, Illinois, as follows:

SECTION 1. Pursuant to our Home Rule powers, the President and Board of Trustees of the Village of Buffalo Grove find that the listed items of personal property now owned by the Village of Buffalo Grove are no longer necessary or useful to the Village of Buffalo Grove and the best interests of the Village will be served by disposal.

SECTION 2. This Ordinance shall be in full force and effect from and after its passage and approval. This ordinance shall not be codified.

SECTION 3. If any item or portion of this Ordinance is for any reason held invalid, such decision shall not affect the validity of the remaining portion of such item or the remaining portion of this Ordinance

SECTION 4. This Ordinance shall be in full force and effect from and after its passage and approval and shall not be codified.

AYES: _____
NAYES: _____
ABSENT: _____
PASSED: _____, 2026
APPROVED: _____, 2026
PUBLISHED: _____, 2026

ATTEST: APPROVED:

_____ _____
Janet M. Sirabian, Village Clerk Eric N. Smith, Village President

smart. with heart.
50 Raupp Blvd, Buffalo Grove, IL 60089 847-459-2500 vbg.org

Village of Buffalo Grove 2026 Fixed Asset Disposals

Asset	Number	Serial Number	Date Acquired	Depreciation Year	Cost Basis
Building Maintenance					
2008 Ford F350 Pickup Truck	**442**	1FTWF31R48ED15891	3/1/2008	2008	$ 32,765.00
Fire					
2017 Ford Explorer	**292**	1FM5K8AR8HGC78185	4/26/2017	2017	$ 29,127.00
2005 International 4400	**246**	1HTMKAZN86H243309	7/21/2008	2008	$ 32,890.00
Fleet					
1998 Chevrolet 2500 Truck	**430**	1GBGK24F7WZ173364	2/2/1998	1998	$ 22,000.00
2008 Ford F350 Pickup Truck	**427**	1FTWF31R18ED42823	3/1/2008	2008	$ 32,765.00
Streets/Forestry					
2012 Wacker Compact Roller	**R01**	20092728	3/3/2012	2012	$ 12,403.00
1996 International 2654 Dump Truck	**434**	1HTGMAARXTH300322	1/1/1996	1996	$ 73,765.00
Police					
2015 Ford Explorer Interceptor	**708**	1FM5K8AR2FGA21262	7/22/2014	2015	$ 27,261.00
2016 Ford Explorer Interceptor	**743**	1FM5K8AR5GGB54048	12/17/2015	2016	$ 26,331.00
2016 Ford Explorer Interceptor	**715**	1FM5K84R5GGB64840	12/17/2015	2016	$ 26,561.00
Water					
2016 Dodge Promaster Van	**452**	3C6TRVCG2GE122800	9/25/2016	2016	$ 29,953.00
2005 New Holland Backhoe	**FEL205**	TO710DD878329	3/1/2005	2005	$ 43,775.00
Wachs Valve Turner	**E26**	CH11-16			$ 3,500.00

DRAFT

AGENDA ITEM SUMMARY

BUFFALO GROVE VILLAGE BOARD

Regular Meeting: March 16, 2026

AGENDA ITEM 8.o. R-2026-3
Resolution Authorizing Motor Fuel Tax (MFT) Fund Allocation for 2026 General Maintenance

Contacts

Liaison: Trustee Cesario
Staff: Briget Schwab

Staff Recommendation

Staff recommends approval.

Recommended Motion

I move to approve an IDOT Resolution for Maintenance and authorize Staff to execute the necessary submittals to utilize MFT funds for general maintenance activities.

Summary

Recommendation

Staff recommends approval of the Illinois Department of Transportation (IDOT) Motor Fuel Tax (MFT) Resolution and authorize Staff to execute the necessary submittals to utilize MFT funds for general maintenance activities.

Summary

This agenda item is for the required IDOT MFT Resolution and requests MFT funds to be utilized for the Village's 2026 fiscal year payments for the Village-wide street maintenance program, which includes streetlight maintenance and energy, traffic signal maintenance, pavement rejuvenation, crack sealing, sidewalk maintenance, and street patching.

Strategic Alignment

Guiding Principle

Principle 1: Financially Responsible and Sound

Goal

Goal 1: Maintained effective village government: fiscally responsible and providing outstanding, responsive services

File Attachments

1. DRAFT Resolution for Maintenance - BLR 14220
2. Estimate of Maintenance Costs -BLR 14222
3. Request for Expenditure - Authorization of MFT Funds - BLR 09150

Illinois Department of Transportation

Resolution for Maintenance Under the Illinois Highway Code

District	County	Resolution Number	Resolution Type	Section Number
1	Lake		Original	26-00000-00-GM

BE IT RESOLVED, by the President and Board of Trustees (Governing Body Type) of the Village (Local Public Agency Type) of Buffalo Grove (Name of Local Public Agency) Illinois that there is hereby appropriated the sum of One Million Two Hundred Twenty Five Thousand and 00/100 Dollars ($1,225,000.00)

of Motor Fuel Tax funds for the purpose of maintaining streets and highways under the applicable provisions of Illinois Highway Code from 01/01/26 (Beginning Date) to 12/31/26 (Ending Date).

BE IT FURTHER RESOLVED, that only those operations as listed and described on the approved Estimate of Maintenance Costs, including supplemental or revised estimates approved in connection with this resolution, are eligible for maintenance with Motor Fuel Tax funds during the period as specified above.

BE IT FURTHER RESOLVED, that Village (Local Public Agency Type) of Buffalo Grove (Name of Local Public Agency) shall submit within three months after the end of the maintenance period as stated above, to the Department of Transportation, on forms available from the Department, a certified statement showing expenditures and the balances remaining in the funds authorized for expenditure by the Department under this appropriation, and

BE IT FURTHER RESOLVED, that the Clerk is hereby directed to transmit four (4) certified originals of this resolution to the district office of the Department of Transportation.

I Janet Sirabian (Name of Clerk) Village (Local Public Agency Type) Clerk in and for said Village (Local Public Agency Type) of Buffalo Grove (Name of Local Public Agency) in the State of Illinois, and keeper of the records and files thereof, as provided by statute, do hereby certify the foregoing to be a true, perfect and complete copy of a resolution adopted by the President and Board of Trustees (Governing Body Type) of Buffalo Grove (Name of Local Public Agency) at a meeting held on 03/16/26 (Date).

IN TESTIMONY WHEREOF, I have hereunto set my hand and seal this 16th (Day) day of March, 2026 (Month, Year).

(SEAL, if required by the LPA)

Clerk Signature & Date

APPROVED

Regional Engineer Signature & Date
Department of Transportation

Instructions for BLR 14220

This form shall be used when a Local Public Agency (LPA) wants to perform maintenance operations using Motor Fuel Tax (MFT) funds. Refer to Chapter 14 of the Bureau of Local Roads and Streets Manual (BLRS Manual) for more detailed information. This form is to be used by a Municipality or a County. Road Districts will use BLR 14221. For signature requirements refer to Chapter 2, Section 3.05(b) of the BLRS Manual.

When filling out this form electronically, once a field is initially completed, fields requiring the same information will be auto-populated.

Resolution Number	Insert the resolution number as assigned by the LPA, if applicable.
Resolution Type	From the drop down box, choose the type of resolution: -Original would be used when passing a resolution for the first time for this project. -Supplemental would be used when passing a resolution increasing appropriation above previously passed resolutions. -Amended would be used when a previously passed resolution is being amended.
Section Number	Insert the section number of the improvement covered by the resolution.
Governing Body Type	From the drop down box choose the type of administrative body. Choose Board for County; Council or President and Board of Trustees for a City, Village or Town.
LPA Type	From the drop down box choose the LPA body type; County, City, Town or Village.
Name of LPA	Insert the name of the LPA.
Resolution Amount	Insert the dollar value of the resolution for maintenance to be paid for with MFT funds in words, followed by the same amount in numerical format in the ().
Beginning Date	Insert the beginning date of the maintenance period. Maintenance periods must be a 12 or 24 month consecutive period.
Ending Date	Insert the ending date of the maintenance period.
LPA Type	From the drop down box choose the LPA body type; County, City, Town or Village.
Name of LPA	Insert the name of the LPA.
Name of Clerk	Insert the name of the LPA Clerk.
LPA Type	From the drop down box choose the LPA body type; County, City, Town or Village.
LPA Type	From the drop down box choose the LPA body type; County, City, Town or Village.
Name of LPA	Insert the name of the LPA.
Governing Body Type	From the drop down box choose the type of administrative body. Choose Board for County; Council or President and Board of Trustees for a City, Village or Town.
Name of LPA	Insert the name of the LPA.
Date	Insert the date of the meeting.
Day	Insert the day the Clerk signed the document.
Month, Year	Insert the month and year of the clerk's signature.
Clerk Signature	Clerk shall sign here.
Seal	The Clerk shall seal the document here, if required. If a seal is required, electronic signatures should not be used.
Approved	The Department of Transportation representative shall sign and date here upon approval.

A minimum of three (3) certified signed originals must be submitted to the Regional Engineer's District office OR email PDF completed form with electronic signatures to your local District LRS office.

Following IDOT's approval, distribution will be as follows:

Local Public Agency Clerk
Engineer (Municipal, Consultant or County)

Illinois Department of Transportation

Local Public Agency General Maintenance

Estimate of Maintenance Costs

Submittal Type: Original

District: 1

Estimate of Cost For: Municipality

Local Public Agency	County	Section Number	Maintenance Period Beginning	Ending
Village of Buffalo Grove	Lake	26-00000-00-GM	01/01/26	12/31/26

Maintenance Items

Maintenance Operation	Maint Eng Category	Insp. Req.	Material Categories/ Point of Delivery or Work Performed by an Outside Contractor	Unit	Quantity	Unit Cost	Cost	Total Maintenance Operation Cost
1. Traffic Signal Maint.	IIB	No	County Agreement	LSUM	1	$50,000.00	$50,000.00	$50,000.00
2. Traffic Signal Maint.	IIB	No	IDOT Agreement	LSUM	1	$65,000.00	$65,000.00	$65,000.00
3. Street Light Energy	I	No	Energy (ComEd)	LSUM	1	$150,000.00	$150,000.00	$150,000.00
4. Sidewalk Repair	IV	Yes	Routine Maint. (Bid)	LSUM	1	$350,000.00	$350,000.00	$350,000.00
5. Street Patching	IIB	Yes	Routine Maint. (Bid)	LSUM	1	$350,000.00	$350,000.00	$350,000.00
6. Pavement Rejuvenation	IIB	Yes	Routine Maint. (Bid)	LSUM	1	$50,000.00	$50,000.00	$50,000.00
7. Multi-Use Path	IIB	Yes	Routine Maint. (Bid)	LSUM	1	$60,000.00	$60,000.00	$60,000.00
8. Cracksealing	IIB	Yes	Routine Maint. (Bid)	LSUM	1	$100,000.00	$100,000.00	$100,000.00
5. Streetlight Maint.	IIB	Yes	Routine Maint. (Bid)	LSUM	1	$50,000.00	$50,000.00	$50,000.00
							Total Operation Cost	$1,225,000.00

Estimate of Maintenance Costs Summary

Maintenance	MFT Funds	RBI Funds	Other Funds	Estimated Costs
Local Public Agency Labor	$0.00	$0.00	$0.00	$0.00
Local Public Agency Equipment	$0.00	$0.00	$0.00	$0.00
Materials/Contracts(Non Bid Items)	$315,000.00	$0.00	$0.00	$315,000.00
Materials/Deliver & Install/Materials Quotations (Bid Items)	$0.00	$0.00	$0.00	$0.00
Formal Contract (Bid Items)	$910,000.00	$0.00		$910,000.00
Maintenance Total	$1,225,000.00	$0.00	$0.00	$1,225,000.00

Estimated Maintenance Eng Costs Summary

Maintenance Engineering	MFT Funds	RBI Funds	Other Funds	Total Est Costs
Preliminary Engineering	$0.00	$0.00	$0.00	$0.00
Engineering Inspection	$0.00	$0.00	$0.00	$0.00
Material Testing	$0.00	$0.00	$0.00	$0.00
Advertising	$0.00	$0.00	$0.00	$0.00
Bridge Inspection Engineering	$0.00	$0.00	$0.00	$0.00
Maintenance Engineering Total	$0.00	$0.00	$0.00	$0.00
Total Estimated Maintenance	$1,225,000.00	$0.00	$0.00	$1,225,000.00

Remarks

Estimate of Maintenance Costs

Submittal Type: Original

Local Public Agency	County	Section	Maintenance Period Beginning	Ending
Village of Buffalo Grove	Lake	26-00000-00-GM	01/01/26	12/31/26

SUBMITTED

Local Public Agency Official Signature & Date

Title

Village Engineer

County Engineer/Superintendent of Highways Signature & Date

APPROVED

Regional Engineer Signature & Date
Department of Transportation

IDOT Department Use Only

Received Location | Received Date | Additional Location? ☐

WMFT Entry By | Entry Date

NOTE: Form instructions should not be included when the form is submitted

This form is used by all Local Public Agencies (LPAs) to submit their maintenance program and also submit their maintenance expenditure statements. A resolution (BLR 14220) must be submitted and approved by the Illinois Department of Transportation (IDOT) prior to incurring any expenditures. For items required to be bid the estimate of cost must be submitted prior to submittal of required bidding documents. Authorizations will be made based on the resolution and/or the approved contract/acceptance/material quotations documents.

The maintenance expenditure statement must be submitted within 3 months of the end of the maintenance period. Maintenance resolutions and estimates submitted for future maintenance periods after that date will not be processed until the delinquent maintenance expenditure statement has been submitted. Only one form needs to be completed per maintenance period, combine all operations on one form.

For additional information refer to the Bureau of Local Roads Manual (BLRS), Chapter 14. For signature requirements refer to Chapter 2, section 3.05(b) of the BLRS Manual.

For items being completed for the estimate all materials, equipment, labor and contract amounts are considered estimates. For estimates where LPA equipment is completed, an Equipment Rental Schedule (BLR 12110) must also be submitted for approval. When completing the form for the Maintenance Expenditure all items must be actual amounts spent.

Maintenance — From the drop down choose which type of document is being submitted. Choose Estimate of Cost if an estimate is being submitted, choose Maintenance Expenditure Statement if a maintenance expenditure statement is being submitted

Submittal — Choose the type of submittal, if this is the first submittal choose original, if revising a previous submittal choose, revised. If adding to a previous submittal choose supplemental.

Estimate of Cost For — Select the type of LPA submitting this form from the drop down. Types to choose are County, Municipality, or Road District/Township.

Local Public Agency — Insert the name of the Local Public Agency.

County — Insert the County in which the Local Public Agency is located.

Maintenance Period

Beginning — Insert the beginning date of the maintenance period.

Ending — Insert the ending date of the maintenance period.

Section — Insert the section number assigned to this project. The letters at the end of the section number will always be a "GM".

Maintenance Operations — List each maintenance operation separately

Maintenance Eng. Category — From the drop down choose the maintenance engineering category as it applies to the operation listed to the left. The definitions of the categories can be found in the BLRS Manual Chapter 14, section 14-2.04

Maintenance Engineering Categories are:

Category I — Services purchased without a proposal such as electric energy or materials purchased from Central Management Services' Joint Purchasing Program or another joint purchasing program that has been approved by the District BLRS or CBLRS.

Category II-A — Maintenance items that are not included in Maintenance Engineering Category I or do not require competitive sealed bids according to Section 12-1.02(a) or a local ordinance/resolution.

Category II-B — Routine maintenance items that require competitive sealed bids according to Section12-1.02(a) or a local ordinance/ resolution. Routine maintenance includes all items in the following work categories: snow removal, street sweeping, lighting and traffic signal maintenance, cleaning ditches or drainage structures, tree trimming or removal, mowing, crack sealing, pavement marking, shoulder maintenance limited amounts of concrete curb and gutter repair, scour mitigation, pavement patching, and minor drainage repairs.

Category III — Maintenance items that are not covered by Maintenance Engineering Category I or Category II-B and require competitive bidding with a material proposal, a deliver and install proposal or material quotation.

Category IV — Maintenance items that are not covered by Maintenance Engineering Category I or Category II-B and require competitive bidding with a formal contract proposal.

The instructions listed below only apply to the maintenance estimate of cost. For LPA's using Local Public Agency Labor and/or Local Public Agency Equipment Rental, the estimated amounts are only listed on those specific lines and are not to be included with each operation on the estimate of cost.

Insp Req — From the drop down choose No or Yes as it applies to the maintenance operation listed to the left. Items requiring no engineering inspection should be no.

Material Categories/Point of Delivery or Work Performed by an Outside Contractor — List the items for each operation on a separate line, grouping items for the same operation together, for the operation listed to the left. If work being done as a contract list work by contractor.

Unit — Insert the unit of measure for the material listed to the left, if applicable.

Quantity — Insert the quantity for the material listed to the left, if applicable.

Unit Cost — Insert the unit cost of the material listed to the left, if applicable.

Cost — No entry necessary, this is a calculated field. This is the quantity times the unit cost.

Total Maintenance Operation Cost — Insert the total of the Maintenance Operation Cost, for items done by a contract insert the estimated contract amount.

Maintenance

Estimate of Maintenance Costs Summary — Under each item listed below, list the amount of estimated MFT funds, Rebuild Illinois (RBI) funds and local funds to be expended, if applicable. The total Estimated cost is a calculated field.

Local Public Agency Labor — Insert the estimated amount for LPA labor for all maintenance operations, if applicable.

Local Public Agency Equipment Rental — Insert the estimated amount for LPA equipment rental for all maintenance operations, if applicable.

Materials/Contracts (Non Bid Items) — Insert the estimated amount for materials and/or contracts for items the LPA is not required to bid, if applicable.

Materials/Deliver & Install, Material Quotations — For the operation listed to the left insert the estimate amount to be expended using a bidding process for material/deliver & install proposal and/or material quotations, if applicable.

Formal Contracts — Insert the total amount estimated to be expended on formal contracts. This will be for items required to be bid.

Total Estimated Cost — This is a calculated field and will be automatically filled in for each type. This is the sum of all funding for the item.

Total Maintenance Operation Cost — This is a calculated field, no entry is necessary. This is the sum of all items estimated to be expended on this operation.

Total Maintenance Cost — This is a calculated field, no entry is necessary. This is the sum of all maintenance operation costs.

Maintenance Engineering Cost Summary — For each item listed below, list under the funding type what the estimated amount to be expended for each item.

Preliminary Engineering Fee — Insert the amount of funds estimated to be expended for Preliminary Engineering, if applicable.

Engineering Inspection Fee — Insert the amount of funds estimated to be expended for Engineering Inspection, if applicable.

Material Testing Costs — Insert the dollar amount of funds estimated to be expended on material testing costs, if applicable.

Advertising Costs — Insert the amount of funds estimated to be expended on advertising costs, if applicable.

Bridge Inspection Costs — Insert the amount of funds estimated to be expended on bridge inspection costs, if applicable.

Total Maintenance Engineering — This is a calculated field, no entry is necessary. This is the sum of all maintenance engineering costs listed above.

Totals — This is a calculated field. It is the total of the estimated maintenance cost plus the estimated maintenance engineering cost.

These instructions apply to the Maintenance Expenditure Statement.

Maintenance Operation — Type in the name of the maintenance operation for which the amounts to the right will be completed. For a form that was completed as an Estimate of Cost and is now being changed to a Maintenance Expenditure Statement, this field will be completed from the estimate.

Maint Eng Category — From the drop down select the Maintenance Engineering Category that applies to the operation listed to the left.

LPA Labor — For the operation listed to the left insert the amount expended for LPA labor, if applicable.

LPA Equipment Rental — For the operation listed to the left insert the amount expended on LPA equipment rental if applicable.

Materials/Contracts (Non-Bid) — For the operation listed to the left insert the amount expended for materials and/or contracts that was not required to be bid, if applicable.

Materials/Deliver & Install/Material Quotations (Bid Items) — Insert the total amount expended on Materials Proposals, Deliver and Install proposals, Materials Quotations (Bid Items). This will be for items that were required to be bid.

Formal Contract — For the operation listed to the left insert the amount expended for items bid using the formal contract process, if applicable.

Total Operation Cost — This is a calculated field, it will sum the amounts expended for the operation listed to the left.

Operation Engineering Inspection Fee — For the operation listed to the left insert the amount of engineering inspection charged for this operation, if applicable.

Total Maintenance — This is a calculated field, no entry necessary. It is the sum of all maintenance operations.

Maintenance Engineering Cost Summary Preliminary Engineering Fee — Insert the dollar amount of funds spent on preliminary engineering for this maintenance section.

Engineering Inspection Fee — Insert the amount of funds expended for Engineering Inspection, if applicable.

Material Testing Costs — Insert the dollar amount of funds spent on material testing costs, if applicable.

Advertising Costs — Insert the dollar amount of funds spent on advertising costs, if applicable.

Bridge Inspection Costs — Insert the dollar amount of funds spent on bridge inspection costs, if applicable.

Total Maintenance Engineering — This is a calculated field, no entry is necessary. This is the sum of all maintenance engineering costs listed above.

Total Maintenance Program Costs — Insert the total cost of the Maintenance and Maint. Engineering. The maintenance amount will be the amount from the Total Cost from the Maintenance Items table. The Maint. Eng will be the Maintenance Engineering Total from above.

Contributions, Refunds, Paid with Other Funds — Enter the dollar amount of contributions, refunds or amounts paid with other funds for this maintenance section, if applicable, for both maintenance and maintenance engineering.

Total Motor Fuel Tax/Rebuild Illinois Portion — These are calculated fields, no entry is necessary. This is the sum of the total cost minus the amount paid with local funds.

Motor Fuel Tax Portion — Insert the amount of the total cost that was paid for with Motor Fuel Tax funds for Maintenance and Maint. Engineering, as applicable.

Motor Fuel Tax Funds Authorized — Insert the net amount of Motor Fuel Tax Funds authorized for each type.

Motor Fuel Tax Surplus/Deficit — These are calculated fields, no entry is necessary. This is the sum of the Total Motor Fuel Tax funds expended minus the amount of Motor Fuel Tax funds authorized. A positive number will result in a credit to the unobligated fund of the Motor Fuel Tax fund. A negative number means more funds were spent than authorized. If the negative number has a resolution to cover the overage, the item(s) that resulted in the overage have been approved by IDOT, and are covered in the overrun policy, this amount will be authorized. If these conditions are not met you must contact your District office for guidance.

Rebuild Illinois Portion — Insert the amount of the total cost that was paid for with Rebuild Illinois funds for Maintenance and Maint. Engineering, as applicable.

Rebuild Illinois Funds Authorized — Insert the net amount of Rebuild Illinois Funds authorized for each type.

Rebuild Illinois Surplus/Deficit — These are calculated fields, no entry is necessary. This is the sum of the Total Rebuild Illinois funds expended minus the amount of Rebuild Illinois funds authorized. A positive number will result in a credit to the unobligated fund of the Motor Fuel Tax fund. A negative number means more funds were spent than authorized. If the negative number has a resolution to cover the overage, the item(s) that resulted in the overage have been approved by IDOT, and are covered in the overrun policy, this amount will be authorized. If these conditions are not met you must contact your District office for guidance.

Difference — No entry necessary, this field is automatically calculated. It is the difference between Total Motor Fuel Tax/Rebuild Illinois Portion for Maintenance and Maint. Engineering. The fields must equal zero; if not, review the amounts inserted under Motor Fuel Tax and Rebuild Illinois need to be corrected.

Remarks — Enter remarks as applicable covering the items entered.

Certification — Upon submittal of this form as the maintenance expenditure statement the LPA official shall check this box as certification.

End of instructions for Maintenance Expenditure Statement

Submitted

Local Public Agency Official — The proper official shall sign, insert their title and date here. For Estimates of Cost covering a Township/Road District the road commissioner shall sign and date as Local Public Agency Official. For Municipalities the municipal official shall sign and date here.

County Engineer/Superintendent of Highways — For County project and/or Township/Road District projects the county engineer/superintendent of highways shall sign here.

Approved — Upon approval the Regional Engineer shall sign and date here. This approval is subject to change based upon a documentation review by the Department.

When submitting the form via USPS mail, submit a minimum of three (3) signed original must be submitted to the Regional Engineer's District office. This form may be submitted electronically with electronic signatures.
Following the Regional Engineer's approval, distribution will be as follows:

Local Public Agency Clerk
Engineer (Consultant or County Engineer)
District File

IDOT Department Use Only The Following fields are for IDOT use only.

Received

Location Enter the location received from the drop down.

Date Enter the date the document was received.

WMFT Entry

By Enter the name of the person entering the information into the WMFT system.

Date Enter the date on which the information was entered.

Illinois Department of Transportation

Request for Expenditure/Authorization of Motor Fuel Tax Funds

Local Public Agency	Type	County	Section Number
Buffalo Grove	Village	Lake	26-00000-00-GM

I hereby request authorization to expend Motor Fuel Tax Funds as indicated below:

Purpose	Motor Fuel Tax Amount	Rebuild Illinois Amount
County Engineer/Superintendent Salary & Expenses	$0.00	n/a
Contract Construction	$0.00	$0.00
Day Labor Construction	$0.00	$0.00
Engineering	$0.00	$0.00
Engineering Investigations	$0.00	$0.00
IMRF/Social Security	$0.00	n/a
Maintenance	$1,225,000.00	$0.00
Maintenance Engineering	$0.00	$0.00
Obligation Retirement	$0.00	n/a
Other	$0.00	$0.00
Right-of-Way (Itemized on 2nd page)	$0.00	$0.00
TOTAL	$1,225,000.00	$0.00

Comments

Local Public Agency Official Signature & Date

Title

Village Engineer

Approved

Regional Engineer Signature & Date
Department of Transportation

Department of Transportation Use

Entered By	Date

Itemization of Right-of-Way Request

Location of Property			Property Owner	Acres Right-of-Way	Relocation Costs	Cost of Land Acquired	Cost of Damage to Land not Acquired	Total
Street/Road	Parcel Number	Address of Property Involved						
							TOTAL	

Add Item

Instructions for BLR 09150

This form is used when it is necessary for the Local Public Agency (LPA) to request authorization to disburse Motor Fuel Tax (MFT) funds for various purposes as listed. Some items are automatically authorized by IDOT upon approval of appropriate paperwork. For those items that are not automatically authorized, the LPA must submit this form. It shall be accompanied by the appropriate documentation (e.g. engineering bills, invoices for joint participation). Upon receipt of proper documentation, IDOT will authorize the necessary funds, up to the maximum amount that has been appropriated. Refer to Chapter 9 of the Bureau of Local Roads & Streets Manual for more information. For signature requirements refer to Chapter 2, Section 3.05(b) of the BLRS Manual.

Local Public Agency	Insert the name of the LPA.
Type	From the drop down, select the City, County, Town, Village or Road District.
County	From the drop down, select the name of the County in which the LPA is located.
Section Number	Insert the section number assigned to the project the request for the authorization is for without dashes. The dashes will be inserted automatically.
Purpose - Amount	Insert the amount the request authorization for the purpose listed to the left, under the type of funds the authorization is being requested for. Insert an amount under Motor Fuel Tax (MFT) is request is to use MFT funds. Insert an amount under Rebuild Illinois (RBI) funds if request is to use RBI funding for this purpose. Items listed as an N/A are not eligible for RBI funding.
Total	This is a calculated field, no entry is necessary. It will calculate the total for each type of funding, for all requested authorizations.
Comments	Insert any comments that are relevant to the requested authorization(s).
Signed	The appropriate LPA official must sign, indicate his/her title, and date here.
Approved	The Department of Transportation representative shall sign and date here upon approval.
Department Use Only Entered By	For IDOT use only, indicate the name of the person entering information into the MFT system.
Date	For IDOT use only, indicate the date of entry of the authorization into the MFT system.
Itemization of Right-of-Way Request Location of Property	
Street/Road	Insert the name of the Street/Road of the acquired/used property involved in the Right-of-Way.
Parcel Number	Insert the parcel number as it applies to the location.
Address of Property Involved	Insert the address of the property involved for this location.
Property Owner	Insert the name of the owner(s) of the acquired/used right-of-way.
Relocation Costs	Insert the relocation costs for this parcel, if applicable.
Acres Right-of-Way	Insert the number of acquired/used right-of-way acres.
Cost of Land Acquires	Insert the cost of land being acquired.
Cost of Damage to Land Not Acquired	Insert the cost of damage to land not acquired.
Total	This is a calculated field, no entry is necessary. It is the sum of all costs for this parcel number.
Total(Overall)	This is a calculated field, no entry is necessary. It is the sum of all costs involving right-of-way.

A minimum of three (3) signed originals must be submitted to the Regional Engineer's District office.
Following IDOT's approval, distribution will be as follows:

Local Public Agency Clerk
Engineer (Municipal, Consultant or County)
District

AGENDA ITEM SUMMARY

BUFFALO GROVE VILLAGE BOARD

Regular Meeting: March 16, 2026

AGENDA ITEM 8.p. O-2026-34
Ordinance Authorizing a Development Improvement Agreement with Dutch Bros., LLC for the Dutch Bros Coffee Shop.

Contacts

Liaison: Trustee Weidenfeld
Staff: Briget Schwab

Staff Recommendation

Staff recommends approval.

Recommended Motion

I move to approve the Development Improvement Agreement with Dutch Bros., LLC for the Dutch Bros Coffee Shop, subject to review and approval by the Village Attorney.

Summary

Recommendation

Staff recommends the Village Board approve the Development Improvement Agreement (DIA) with Dutch Bros., LLC for Dutch Bros Coffee Shop development located at 80 McHenry Road, subject to review and approval by the Village Attorney.

Background

Dutch Bros., LLC, is proposing to redevelop 80 McHenry Rd, formerly Burger King Town Center, with a Dutch Bros Coffee Shop. The Board approved the Preliminary Plan for this development at the December 1, 2025 Village Board meeting. Dutch Bros, LLC has since submitted final Development Plans and a Development Improvement Agreement (DIA). Engineering staff has reviewed the final engineering plans and supporting submittals and determined them to be acceptable.

The DIA is an agreement between the Developer and the Village and identifies the items to be constructed by the developer on the project site. Typical items include stormwater management, parking lots, and all the utilities such as water main, and sanitary sewer. With this agreement, the developer agrees to provide security as required in the Village Code until the developer completes the required items.

Strategic Alignment

Guiding Principle
Principle 7: Builds Our Community

Goal
Goal 5: More livable Buffalo Grove community with leisure experiences for all

File Attachments

1. DRAFT Ordinance - Dutch Bros DIA
2. DRAFT DIA Dutch Bros IL041 Final with Exhibits

ORDINANCE 2026-xxx

AN ORDINANCE AUTHORIZING A DEVELOPMENT IMPROVEMENT AGREEMENT WITH DUTCH BROS., LLC FOR THE DUTCH BROS COFFEE SHOP DEVELOPMENT

WHEREAS the Village of Buffalo Grove is a home rule unit pursuant to the Illinois Constitution of 1970; and

WHEREAS the Village seeks to enter into a Development Improvement Agreement (DIA) with Dutch Bros., LLC ("Developer") for site improvements associated with the Dutch Bros Coffee Shop Development located at 80 McHenry Road.

NOW THEREFORE BE IT ORDAINED by the President and Board of Trustees of the Village of Buffalo Grove, Cook and Lake Counties, Illinois, as follows:

SECTION 1. The foregoing recitals are hereby adopted and incorporated and made a part of this Ordinance as if fully set forth herein.

SECTION 2. The Development Improvement Agreement attached herein is approved subject to review and approval by the Village Attorney.

SECTION 3. If any section, paragraph, clause or provision of this Ordinance shall be held invalid, the invalidity thereof shall not affect any other provision of this Ordinance.

SECTION 4. This Ordinance shall be in full force and effect from and after its passage and approval and shall not be codified.

AYES: _____
NAYES: _____
ABSENT: _____
PASSED: _____, 2026
APPROVED: _____, 2026
PUBLISHED: _____, 2026

ATTEST:

_____
Janet M. Sirabian, Village Clerk

APPROVED:

_____
Eric N. Smith, Village President

DRAFT

Dutch Bros Coffee Shop
Development Name

DEVELOPMENT IMPROVEMENT AGREEMENT

THIS AGREEMENT ("Agreement"), made and entered into as of this ____ day of _____, 2026 by and between the VILLAGE OF BUFFALO GROVE, an Illinois Municipal Corporation, and having its office at Village Hall, 50 Raupp Boulevard, Buffalo Grove, Illinois (hereinafter called "Village"), and Dutch Bros., LLC, (hereinafter called "Developer").

WITNESSETH:

WHEREAS, Developer desires to improve the real property described in Exhibit "A" attached hereto and made a part hereof (the "Property"), and in compliance with the Village's Development Ordinance, Developer has submitted to the Village certain (i) plans prepared by Bohler, who are registered professional engineers (the "Site Plan"), which Preliminary Plans were approved by the Village pursuant to Ordinance No. 2025-139 and (ii) additional plans and specifications prepared by Bohler dated 2/12/2026 and described in more detail in Exhibit "C" attached hereto and made a part hereof (the "Site Improvement Plans" and together with the Site Plan, the "Plans"); and,

WHEREAS, in compliance with the Village's Development Ordinance, Developer subsequently submitted Plans are in substantial conformance with the Preliminary Plans; and,

WHEREAS, the Village is willing to approve said Plans, provided that this Agreement is executed to ensure the completion of certain site improvements, as a condition precedent to the issuance of building permits for any buildings to be constructed on the Property.

NOW, THEREFORE, it is mutually agreed as follows:

1. Developer shall furnish, or cause to be furnished, at their own cost and expense, all the necessary material, labor, and equipment to complete the improvements listed on Exhibit "B" attached hereto, and all other site improvements not specifically set forth, which are required by applicable ordinances or agreements (collectively, the "Improvements"), all in a good and workmanlike manner and in accordance with all pertinent ordinances and regulations of the Village and in accordance with the Plans (including any subsequent revisions requested by the Developer and approved in writing by the Village

pursuant to the Village's Development Ordinance). All utility lines and services to be installed in the street shall be installed prior to paving.

2. Attached hereto as Exhibit "D" is a complete cost estimate for the construction of the improvement described in Exhibit "B" hereto. No later than three (3) business days following the execution of this Agreement and prior to the issuance of Village Permits, the Developer shall deposit a Letter of Credit acceptable to and in a form and substance approved by the Village in the original amount of One Hundred Fifteen Thousand Nine Hundred Twelve and 00 /100 Dollars ($115,912.00), as further described in Paragraph 9 herein (the "Letter of Credit").

3. All work shall be subject to inspection by and the approval of the Village Engineer. It is agreed that the contractors who are engaged to construct the Improvements are to be approved by the Village Engineer and that such approval will not be unreasonably withheld.

4. The Developer has paid or will pay the Village a Review and Inspection Fee, as required by Ordinance. It is understood that said fee is based on the amount of the contracts or cost estimate for those items in Exhibit "B".

5. Prior to the time the Developer or any of its contractors begin any of the work provided for herein, the Developer, and/or its contractors shall furnish the Village with evidence of insurance covering their employees in such amounts and coverage as is acceptable to the Village. Nothing herein shall waive any immunities the Village May assert in response to or defense of any such claim.

In addition, by its execution of this Agreement, the Developer agrees to protect, indemnify, save and hold harmless, and defend the Village and its employees, officials, and agents, against any and all claims, costs, causes, actions, and expenses, including but not limited to reasonable attorney's fees incurred by reason of a lawsuit or claim for damages or compensation arising in favor of any person, corporation or other entity, including the employees or officers or independent contractors or sub-contractors of the Developer or the Village, on account of personal injuries or death, or damages to property occurring, growing out of, incident to, or resulting directly or indirectly, from the performance of the work of the Developer, independent contractors or sub-contractors or their officers, agents, or employees. The Developer shall have no liability or damages for the costs incident thereto to the extent caused by the sole

negligence or intentional misconduct of the Village, its independent contractors or sub-contractors or their officers, agents, or employees.

6. Subject to Force Majeure (as defined herein), Developer shall cause the Improvements to be completed within twenty-four (24) months following the date of this Agreement (except any Improvements for which specified time limits are noted on the Plans, which shall be completed within the specified time limits shown on the Plans). “Force Majeure” as used herein shall mean a delay in Developer’s performance hereunder caused by a strike or labor problem, energy shortage, governmental pre-emption or prescription, national emergency, or any other cause of any kind beyond the reasonable control of Developer. If work is not completed within the time prescribed herein, the Village shall have the right to call upon the Letter of Credit, in accordance with its terms, for the purpose of completing the Improvements. Upon completion of the Improvements herein provided for, as evidenced by the certificate or certificates of the Village President and Board of Trustees, the Village shall be deemed to have accepted said Improvements, and thereupon, the Letter of Credit shall automatically be reduced to serve as security for the obligations of the Developer as set forth in Paragraph 7 hereof. The Developer shall cause its consulting engineers to correct drawings to show work as actually constructed and said engineers shall turn over high quality Mylar reproducible copies thereof to the Village to become the Village's property prior to acceptance of the Improvements by the President and Board of Trustees.

7. The Developer, for a period of one year beyond formal acceptance by the Village of any Improvement, described in Exhibit “B” hereof, shall be responsible for maintenance, repairs and corrections to such Improvements which may be required due to failures or on account of faulty construction or due to the Developer’s negligence and/or its contractors’ negligence. The obligation of the Developer hereunder shall be secured by the Letter of Credit as further described in Paragraph 9 hereof.

8. It is agreed that no occupancy permit shall be granted by any official for the construction of any structure until all required utility facilities set forth in the Plans (to include, but not by way of limitation, sanitary sewer, water and storm sewer systems) have been installed and made ready to service the Property; and that all parking lots or access drives (to include curbs) set forth in the Plans that provide access to the Property have been completely constructed, except for the designed surface course. It is

understood and agreed that building permits may be granted for buildings on specific lots to which utility facilities have been installed and made ready for service and to which parking lots or access drives have been constructed as described above, notwithstanding the fact that all improvements within the Development may not be completed.

9.A. The obligations of the Developer hereunder as to the deposit of security for the completion of the Improvements and the one-year maintenance of said Improvements after acceptance by the Village (Paragraph 7) shall be satisfied upon delivery to the Village of a Letter of Credit in favor of the Village in a form acceptable to the Village, in the amount set forth in Paragraph 2 above. The Letter of Credit shall be made subject to this Agreement. The Developer hereby waives its option pursuant to 30 ILCS 550/3 and 65 ILCS 5/11-39-3 to utilize any type of security other than a Letter of Credit. The Developer agrees (subject to the requirements of the issuing bank) that funds drawn under and in compliance with the terms of the Letter of Credit shall be honored no later than the close of the third banking day following the presentment. If the issuing bank fails to timely honor the same, the Developer shall pay all attorney's fees, court costs and other expenses incurred by the Village in enforcing the terms of the Letter of Credit.

B. In addition to the terms, conditions, and covenants of the Letter of Credit, the Village hereby agrees to draw funds or to call said performance guarantee under such security solely for the purpose of payment for labor and materials supplied or to be supplied, by engineers, contractors, or subcontractors, to, or for the benefit of the Developer or the Village, as the case may be, under the provisions of this Agreement and the said Improvements for which payment is being made shall have been completed, or will be completed, in substantial accordance with the Plans.

C. The Village further hereby agrees that to the extent that the Developer causes the commitments of this Agreement to be completed, the outstanding liability of the issuer of the Letter of Credit shall during the course of construction of the Improvements, approximate the cost of completing all Improvements and paying unpaid contract balances for the completion of the Improvements referred to in this Agreement.

Until all required tests have been submitted and approved by the Village for each of the construction elements including, but not limited to, earthwork, street pavements, parking area pavements,

sanitary sewers and water mains (as applicable), a minimum of that portion of the surety for each element shall be subject to complete retention. All Improvements are subject to a minimum fifteen (15%) percent retention until final acceptance by the Village.

D. In order to guarantee and warranty the obligations of Paragraph 7 herein, an amount equal to fifteen (15%) percent of the total amount of the Letter of Credit, or an amount equal to fifteen (15%) percent of the cost estimate of the individual Improvement(s) shall be retained in the Letter of Credit for a period of one-year beyond formal acceptance by the Village of the Improvement(s).

E. As a portion of the security amount specified in Paragraph 2, the Developer shall maintain a cash deposit with the Village Clerk in the amount of Five-Thousand Dollars ($5,000.00). If roads are not maintained with a smooth and firm surface reasonably adequate for access of emergency vehicles such as fire trucks and ambulances, or if any condition develops which is deemed a danger to public health or safety by the Village of Buffalo Grove due to the actions of the Developer or his failure to act; and after written notice of this condition, the Developer fails to immediately remedy the condition; then the Village may take action to remedy the situation and charge any expenses which results from the action to remedy the situation to the cash deposit. Upon notification that the cash deposit has been drawn upon, the Developer shall immediately deposit sufficient funds to maintain the deposit in the amount of Five-Thousand Dollars ($5,000.00). If the Developer has not made the additional deposit required to maintain the total cash deposit within three (3) days from the date he received notice that such additional deposit was required, it is agreed that the Village may issue a Stop Work Order or also may revoke all permits which the Developer had been granted. This cash deposit shall continue to be maintained until the maintenance guarantee period has lapsed. The deposit may be drawn upon by the Village if the conditions of this Agreement are not met by the Developer within five (5) days after receipt of a written notice of noncompliance with the conditions of this Agreement, except in cases of danger to public health and safety as determined by the Village, in which case, the deposit may be drawn upon immediately following notice to the Developer and his failure to immediately remedy the situation. After termination of the one-year maintenance period and upon receipt by the Village Clerk of a written request for release of the deposit, the Village will either notify the Developer that the Improvements are not in a proper condition for final

release of the deposit, or shall release the deposit within fifteen (15) days.

F. In addition to the terms, covenants, and conditions of the Letter of Credit, the Developer hereby agrees that no reduction shall occur in the outstanding liability of the issuer there under, except on the written approval of the Village; however, in all events, the Village shall permit such Letter of Credit to expire, either by its terms, or by return of such Letter of Credit to the Developer, upon the expiration of one-(1) year from the acceptance of the Improvements referred to herein by the Village. To the extent that the provisions of Paragraph 9 herein, and of the Letter of Credit, permit the Village to draw funds under such Letter of Credit, the Village hereby agrees to reduce the outstanding liability of the issuer of the Letter of Credit to the extent that funds are disbursed.

10. Any Letter of Credit shall provide that the issuer thereof shall not cancel or otherwise terminate said security without a written notice being given to the Village between thirty-(30) days and forty-five (45) days in advance of termination or cancellation.

11. No occupancy permit shall be issued until all exterior lighting specified on Exhibit "C" is installed and operational.

12. The Developer acknowledges that he is responsible for the proper control of weeds, grass, refuse, and junk on all property which he owns within the Village in accordance with Chapter 8.32 of the Buffalo Grove Municipal Code. It is further agreed that the Developer shall continue to be responsible for the proper maintenance of any parcels of property for which the Developer transfers ownership to the Village until such time as the development's Improvements are accepted by the Village in writing in accordance with the provisions of this Agreement.

If the Developer fails to perform his maintenance responsibilities established in either this paragraph or Chapter 8.32, the Village may provide a written notice to the Developer of the improper maintenance condition. If proper maintenance is not completed within ten (10) days after the Developer is provided this notice, the Village may perform the maintenance and deduct the costs of the maintenance from the cash deposit described in Paragraph 9E.

13. The Developer agrees that no Improvements constructed in conjunction with this project are sized or located in such a way as to warrant any recapture payment to the Developer pursuant to any

applicable previous agreements.

14. This Agreement shall automatically terminate and be of no further force and effect with respect to Developer or the Property upon the expiration of the one-year maintenance period, and upon such termination the parties hereto shall have no further obligations to the other, except for the Village's obligation to return the Letter of Credit and cash deposit to Developer or otherwise notify the issuer of the Letter of Credit of the expiration of the Letter of Credit. The period commencing on the date set forth in the preamble to this Agreement and expiring on the expiration of the one-year maintenance period is referred to herein as the "Term".

15. This Agreement and the obligations contained herein are in addition to, and not in limitation of, all other agreements between the Parties hereto including, without limitation, the Amendment to the Planned Development and Preliminary Plan approved by Ordinance No. 2025-139 dated December 1, 2025, and the obligations contained therein.

16. Neither party shall cause this Agreement (or any memorandum hereof) to be recorded against the Property.

17. Neither party shall assign this Agreement or any of its terms without the prior, express and written consent of the other party. Furthermore, no assignment of the Developer's obligations shall be effective unless and until the Village approves the language of any proposed assignment and substitute security in the amounts required by this Agreement.

IN WITNESS WHEREOF, the Village has caused this Agreement to be executed, as has the Developer, all as of the date first above written.

VILLAGE OF BUFFALO GROVE, an Illinois Municipal Corporation

By _____

Village President

DEVELOPER:

Dutch Bros., LLC, an Oregon limited liability company
1930 W. Rio Salado Pkwy.
Tempe, AZ 85281

By: _____

Name: _____

Title: _____

Dutch Bros Coffee Shop
(Development Name)

DEVELOPMENT IMPROVEMENT AGREEMENT

EXHIBIT A

LEGAL DESCRIPTION

KNOWN AS: **LOT 2 IN BUFFALO GROVE TOWN CENTER UNIT 9, BEING A RESUBDIVISION OF LOT 1 IN BUFFALO GROVE TOWN CENTER UNIT 7, IN SECTION 33, TOWNSHIP 43 NORTH, RANGE 11 EAST OF THE THIRD PRINCIPAL MERIDIAN, ACCORDING TO THE PLAT THEREOF RECORDED OCTOBER 6, 1999 AS DOCUMENT 4431048 AND, CERTIFICATE OF CORRECTION RECORDED NOVEMBER 2, 1999 AS DOCUMENT 4444620, IN LAKE COUNTY, ILLINOIS.**

PERMANENT INDEX NUMBER: 1533304212

AREA = 11,653 SQ. FT. OR 0.2675 ACRES

Dutch Bros Coffee Shop
(Development Name)

DEVELOPMENT IMPROVEMENT AGREEMENT

EXHIBIT B

All improvements set forth and depicted in the Plans, both public and private, including (to the extent applicable) earthwork, grading, roads or streets, parking lots, areas and/or parking facilities, sidewalks, sanitary and storm sewers, water main, drainage and storm water detention facilities, site grading, street lighting, landscaping, survey monuments and benchmarks.

Dutch Bros Coffee Shop
(Development Name)

DEVELOPMENT IMPROVEMENT AGREEMENT

EXHIBIT C

Final Engineering and Landscaping Plans prepared by: Bohler

Entitled: Dutch Bros Coffee Shop

Consisting of: 14 sheet(s), last revised 2/12/2026

(see following pages)

SITE DEVELOPMENT PLANS

FOR

PROPOSED

DUTCH BROS COFFEE SHOP

LOCATION OF SITE

80 MCHENRY RD

BUFFALO GROVE, IL 60089

LAKE COUNTY

STORE NO. IL0401

REFERENCES AND CONTACTS

REFERENCES

♦BOUNDARY, TOPOGRAPHIC SURVEY & ALTA:
COMMERCIAL DUE DILIGENCE SERVICES
3550 W. ROBINSON STREET, THIRD FLOOR
NORMAN, OKLAHOMA 73072
FIELD DATE: 03/07/25
SURVEYOR PROJECT NO.: 25-01-0242
ELEVATIONS: NAVD 1988

♦ARCHITECTURAL PLAN:
CHIPMAN DESIGN ARCHITECTURE
1350 EAST TOUHY AVENUE
DES PLAINES, IL 60018
DATED: 12/19/25

GOVERNING AGENCIES

♦PLANNING, ZONING COMMITTEE
VILLAGE OF BUFFALO GROVE
50 RAUPP BOULEVARD
BUFFALO GROVE, IL 60089
KELLY PURVIS
KPURVIS@VBG.ORG
PHONE: (847) 777-6047

♦BUILDING DEPARTMENT
VILLAGE OF BUFFALO GROVE
50 RAUPP BOULEVARD
BUFFALO GROVE, IL 60089
KRIS LARSEN
KTLARSEN@VBG.ORG
PHONE: (847) 459-2530

♦FIRE DEPARTMENT
1051 HIGHLAND GROVE DRIVE
BUFFALO GROVE, IL 60089
PHONE: (847) 537-0995

ROW JURISDICTION

♦TRAFFIC
BUFFALO GROVE TRAFFIC SERVICES
46 RAUPP BOULEVARD
BUFFALO GROVE, IL 60089
INFO@VBG.ORG
PHONE: (847) 459-2500

♦WATER
VILLAGE OF BUFFALO GROVE
50 RAUPP BOULEVARD
BUFFALO GROVE, IL 60089
CHRIS KRASE
CKRASE@VBG.ORG
FAX: (847) 459-2545

♦SEWER
VILLAGE OF BUFFALO GROVE
50 RAUPP BOULEVARD
BUFFALO GROVE, IL 60089
CHRIS KRASE
CKRASE@VBG.ORG
(847) 459-2545

♦STORMWATER
VILLAGE OF BUFFALO GROVE
50 RAUPP BOULEVARD
BUFFALO GROVE, IL 60089
KYLE JOHNSON
(847) 459-2545

THE ABOVE REFERENCED DOCUMENTS ARE INCORPORATED BY REFERENCE AS PART OF THESE PLANS, HOWEVER, BOHLER ENGINEERING DOES NOT CERTIFY THE ACCURACY OF THE WORK REFERENCED OR DERIVED FROM THESE DOCUMENTS, BY OTHERS.



LOCATION MAP
SCALE: 1" = 200'

SHEET INDEX

SHEET TITLE	SHEET NUMBER
COVER SHEET	C-101
ALTA SURVEY (BY OTHERS), SHEET 1 OF 1	-
GENERAL NOTES AND LEGEND	C-102
DEMOLITION PLAN	C-201
SITE PLAN	C-301
PAVING PLAN	C-302
GRADING AND DRAINAGE PLAN	C-401
UTILITY PLAN	C-501
EROSION AND SEDIMENT CONTROL PLAN	C-801
EROSION AND SEDIMENT CONTROL NOTES AND DETAILS	C-802
CONSTRUCTION DETAILS	C-901
LANDSCAPE PLAN	L-101
LANDSCAPE DETAILS	L-102
LIGHTING PLAN AND DETAILS	L-201

OWNER
IMKD 11 LLC
700 COMMERCE DRIVE, SUITE 130
OAK BROOK, IL 60523
JOHN SCHODITSCH
JOHN@KENSINGTONDEV.COM
630-402-6063

DEVELOPER
DUTCH BROS
110 SW 4TH STREET
GRANTS PASS, OR 97526
LISA SMOLA-HOLLO
LISA.SMOLA-HOLLO@DUTCHBROS.COM
248-719-2484

PREPARED BY

BOHLER

CONTACT: BEN SIEMBIDA - BSIEMBIDA@BOHLERENG.COM

R:\2025\OHA250005.00\CAD\DRAWINGS\PLAN SETS\CIVIL SITE PLANS\P-CIVL-CNDS-OHA250005.00-1A-----LAYOUT: C-101 COVER

BOHLER

SITE CIVIL AND CONSULTING ENGINEERING
LAND SURVEYING
PROGRAM MANAGEMENT
LANDSCAPE ARCHITECTURE
SUSTAINABLE DESIGN
PERMITTING SERVICES
TRANSPORTATION SERVICES

THE DRAWINGS, DESIGN AND CONTENT OF THESE PLANS ARE PROPRIETARY AND SHALL NOT BE COPIED OR USED FOR ANY PURPOSE, WITHOUT PRIOR WRITTEN AUTHORIZATION FROM BOHLER. ONLY APPROVED PLANS SHALL BE UTILIZED FOR CONSTRUCTION PURPOSES.
© 2026 BOHLER

REVISIONS

REV	DATE	COMMENT	DRAWN BY / CHECKED BY
1	02/12/2026	PER VILLAGE FINAL ENG COMMENTS #1	ACS / BAS

Call Before You Dig
JULIE
ILLINOIS ONE-CALL SYSTEM
ILLINOIS
YOU MUST CALL 811 BEFORE ANY EXCAVATION WHETHER IT'S ON PRIVATE OR PUBLIC LAND.
1-800-892-0123
www.illinois-1call.com

ISSUED FOR MUNICIPAL & AGENCY REVIEW & APPROVAL

THIS DRAWING IS INTENDED FOR MUNICIPAL AND/OR AGENCY REVIEW AND APPROVAL. IT IS NOT INTENDED AS A CONSTRUCTION DOCUMENT UNLESS INDICATED OTHERWISE.

PROJECT No.: OHA250005.00-1A
DRAWN BY: ACS/SS
CHECKED BY: BAS
DATE: 02/12/2026
CAD I.D.: P-CIVL-CNDS

PROJECT:

CIVIL SITE PLANS

FOR

DUTCH BROS

PROPOSED DUTCH BROS COFFEE

80 MCHENRY ROAD
BUFFALO GROVE, IL 60089
LAKE COUNTY
STORE NO. IL0401

BOHLER
4100 REGENT STREET, SUITE M
COLUMBUS, OH 43219
Phone: (380) 800-4004
www.BohlerEngineering.com

LICENSED PROFESSIONAL ENGINEER
MICHAEL JEITNER
062-075196
STATE OF ILLINOIS

SHEET TITLE:

COVER SHEET

SHEET NUMBER:

C-101

REVISION 1 - 02/12/2026

This survey coordinated, but not performed, by Commercial Due Diligence Services. Survey obtained from and certified to by a land surveyor licensed in the state property is located.

CDS COMMERCIAL DUE DILIGENCE SERVICES

1 TITLE DESCRIPTION

PARCEL 1:
LOT 2 IN BUFFALO GROVE TOWN CENTER UNIT 9, BEING A RESUBDIVISION OF LOTS 1 AND 2 IN BUFFALO GROVE TOWN CENTER UNIT 7, IN SECTION 33, TOWNSHIP 43 NORTH, RANGE 11 EAST OF THE THIRD PRINCIPAL MERIDIAN, ACCORDING TO THE PLAT THEREOF RECORDED OCTOBER 6, 1999 AS DOCUMENT NUMBER 4431048, AS AMENDED BY CERTIFICATE OF CORRECTION RECORDED NOVEMBER 2, 1999 AS DOCUMENT 4444620, IN LAKE COUNTY, ILLINOIS.

PARCEL 2:
NON-EXCLUSIVE, PERPETUAL EASEMENT FOR INGRESS AND EGRESS FOR THE BENEFIT OF PARCEL 1 OVER THE RING ROAD AND ENTRANCE DRIVES IN SAID SUBDIVISION, CREATED IN THE OPERATION AND EASEMENT AGREEMENT MADE BY BUFFALO GROVE JOINT VENTURE AND EAGLE FOOD CENTERS, INC., DATED JULY 29, 1998 AND RECORDED JULY 29, 1998 AS DOCUMENT NO. 4176874.

THE LAND SHOWN IN THIS SURVEY IS THE SAME AS THAT DESCRIBED IN FIDELITY NATIONAL TITLE INSURANCE COMPANY COMMITMENT NUMBER FCHI2500084LD WITH AN EFFECTIVE DATE OF JANUARY 29, 2025.

2 TITLE INFORMATION

THE TITLE DESCRIPTION AND SCHEDULE B ITEMS HEREON ARE FROM FIDELITY NATIONAL TITLE INSURANCE COMPANY, COMMITMENT NO. FCHI2500084LD, DATED JANUARY 29, 2025.

3 SCHEDULE 'B' ITEMS

NOTES CORRESPONDING TO SCHEDULE "B":

(8) EASEMENT FOR PUBLIC UTILITIES AND DRAINAGE, AS DISCLOSED BY THE RECORDED PLAT OF SUBDIVISION RECORDED OCTOBER 21, 1993 AS **DOCUMENT NO. 3419309. SUBJECT PROPERTY LIES IN AREA OF SUBDIVISION PLAT. NO PUBLIC UTILITY AND DRAINAGE EASEMENT WAS FOUND ON PLAT. IS NOT SHOWN.**

(9) OPERATION AND EASEMENT AGREEMENT DATED JULY 28, 1998 AND RECORDED JULY 29, 1998 AS DOCUMENT **4176874** BY BUFFALO GROVE VENTURE AND EAGLE FOOD CENTERS, INC., CREATING EASEMENTS FOR INGRESS AND EGRESS, SIGNS, UTILITIES, CONSTRUCTION, MAINTENANCE AND RECONSTRUCTION, PROVIDING REQUIREMENTS FOR CONSTRUCTION, PROVIDING FOR THE MAINTENANCE AND REPAIR OF UTILITY LINES AND COMMON AREAS AND PROVIDING RULES REGARDING USE, LIGHTING, OCCUPANT STREET FURNITURE, INSURANCE, TAXES AND ASSESSMENTS, LIENS, DEVELOPER'S RIGHT OF REPURCHASE. **EASEMENTS ARE BLANKET IN NATURE. ARE NOT SHOWN.**

(11) 35 FOOT BUILDING SETBACK LINE ALONG THE EAST LINE OF LOT 1 OF BUFFALO GROVE TOWN CENTER UNIT 7 AS SHOWN ON THE PLAT THEREOF RECORDED OCTOBER 21, 1993 AS **DOCUMENT 3419309** AND AS SHOWN ON THE PLAT OF BUFFALO GROVE TOWN CENTER UNIT 6 RECORDED OCTOBER 21, 1993 AS **DOCUMENT 3419308. IS SHOWN HEREON.**

(12) NOTATION CONTAINED ON THE PLAT OF SUBDIVISION OF BUFFALO GROVE TOWN CENTER, UNIT 5, AS FOLLOWS:
LOTS 1, 2 AND 3 AND THOSE PART OF LOT 4 IDENTIFIED AS "BLANKET EASEMENT" ARE SUBJECT TO THE CONDITIONS OF THE BLANKET EASEMENTS PROVISIONS OF **DOCUMENT NO. 2737813. SUBJECT PROPERTY LIES IN AREA OF SUBDIVISION PLAT. AS STATED IN THIS ITEM. EASEMENTS ARE BLANKET IN NATURE AND ARE NOT SHOWN.**

4 SURVEYOR CERTIFICATION

TO: FIDELITY NATIONAL TITLE INSURANCE COMPANY, BB HOLDINGS IL, LLC, AN OREGON LIMITED LIABILITY COMPANY; DB FRANCHISING USA, LLC, AN OREGON LIMITED LIABILITY COMPANY; DUTCH BROS., LLC, AN OREGON LIMITED LIABILITY COMPANY; DUTCH MAFIA, LLC, A DELAWARE LIMITED LIABILITY COMPANY; BOERSMA BROS. LLC, AN OREGON LIMITED LIABILITY COMPANY; DUTCH BROS INC., A DELAWARE CORPORATION; COMMERCIAL DUE DILIGENCE SERVICES

THIS IS TO CERTIFY THAT THIS MAP OR PLAT AND THE SURVEY ON WHICH IT IS BASED WERE MADE IN ACCORDANCE WITH THE 2021 MINIMUM STANDARD DETAIL REQUIREMENTS FOR ALTA/NSPS LAND TITLE SURVEYS, JOINTLY ESTABLISHED AND ADOPTED BY ALTA AND NSPS, AND INCLUDES ITEMS 1, 2, 3, 4, 5, 6(A), 6(B), 7(A), 7(B)(1), 7(C), 8, 9, 11(A), 11(B), 13, 14, 16, 17, 18, 19 AND 20 OF TABLE A THEREOF. THE FIELDWORK WAS COMPLETED ON 3-7-2025.

DATE OF PLAT OR MAP:_____

PRELIMINARY

GREGORY S. McVICAR P.L.S. 035-003512
IN THE STATE OF ILLINOIS
LICENSE EXPIRATION 11-30-2026

5 FLOOD INFORMATION

BY GRAPHIC PLOTTING ONLY, THIS PROPERTY IS LOCATED IN ZONE X OF THE FLOOD INSURANCE RATE MAP, COMMUNITY PANEL NO. 17097C0264K, WHICH BEARS AN EFFECTIVE DATE OF 09/18/2013, AND IS NOT LOCATED IN A SPECIAL FLOOD HAZARD AREA. NO FIELD SURVEYING WAS PERFORMED TO DETERMINE THIS ZONE AND AN ELEVATION CERTIFICATE MAY BE NEEDED TO VERIFY THIS DETERMINATION OR APPLY FOR A VARIANCE FROM THE FEDERAL EMERGENCY MANAGEMENT AGENCY.

6 CEMETERY

THERE IS NO VISIBLE EVIDENCE OF CEMETERIES ON THE SUBJECT PROPERTY AT THE TIME OF SURVEY.

7 POSSIBLE ENCROACHMENTS

NONE APPARENT AT TIME OF SURVEY

8 ZONING INFORMATION

SITE RESTRICTION:
ZONE - B-5 (TOWN CENTER PLANNED DISTRICT WITHIN THE COMMERCIAL/RECREATIONAL SUBDISTRICT)

SETBACKS

FRONT - 35' OF THE RIGHT-OF-WAY OF ANY ARTERIAL HIGHWAY CONTAINING OR ANTICIPATED TO CONTAIN FOUR OR MORE PAVED TRAFFIC LANES AND NO ROADWAY OR PARKING AREA SHALL BE ERECTED OR MAINTAINED 25 FT. OF THE RIGHT-OF-WAY OF ANY ARTERIAL HIGHWAY, OR TWO PAVED AREAS
SIDE - 25' FROM RESIDENTIAL, OTHERWISE NONE
REAR - 25FROM RESIDENTIAL, OTHERWISE NONE

HEIGHT - 75'
MINIMUM LOT AREA - 10 ACRES
MAX F.A.R. - 0.5
PARKING-
EATING AND DRINKING ESTABLISHMENTS: 1.0 SPACE PER 100 SQ. FT. OF FLOOR AREA. ESTABLISHMENTS WITH A DRIVE-THRU WINDOW SHALL PROVIDE A MINIMUM OF TEN STACKING SPACES PER WINDOW

Zoning information obtained from:
FA Commercial Due Diligence Services, Inc.
3550 W. Robinson Street, Third Floor
Norman, OK 73072
405-253-2444

Job # 25-01-0242
Dated: 2-18-2025

9 LEGEND

- IRON PIN FOUND
- IRON PIN SET
- CHISELED "X" FOUND
- EXISTING STRUCTURE
- OVERHEAD ELECTRIC
- POWER POLE
- GUY WIRE
- LIGHT STANDARD
- WATER METER
- WATER VALVE
- FIRE HYDRANT
- GAS METER
- GRATED INLET
- MANHOLE
- SIGN
- HANDICAP
- PIPE BOLLARD
- CURB INLET
- CABLE SPLICE BOX
- TELEPHONE SPLICE BOX
- ELECTRIC SPLICE BOX
- ELECTRIC METER
- TRANSFORMER
- PROPERTY LINE
- SETBACK LINE

ABBREVIATIONS

CMP	CORRUGATED METAL PIPE
ROW	RIGHT OF WAY
TRANS	TRANSFORMER
CONC	CONCRETE
CL	CENTER LINE
(TYP.)	TYPICAL
( )	RECORD DIMENSION(FILE 4431048)

19 SURVEY DRAWING

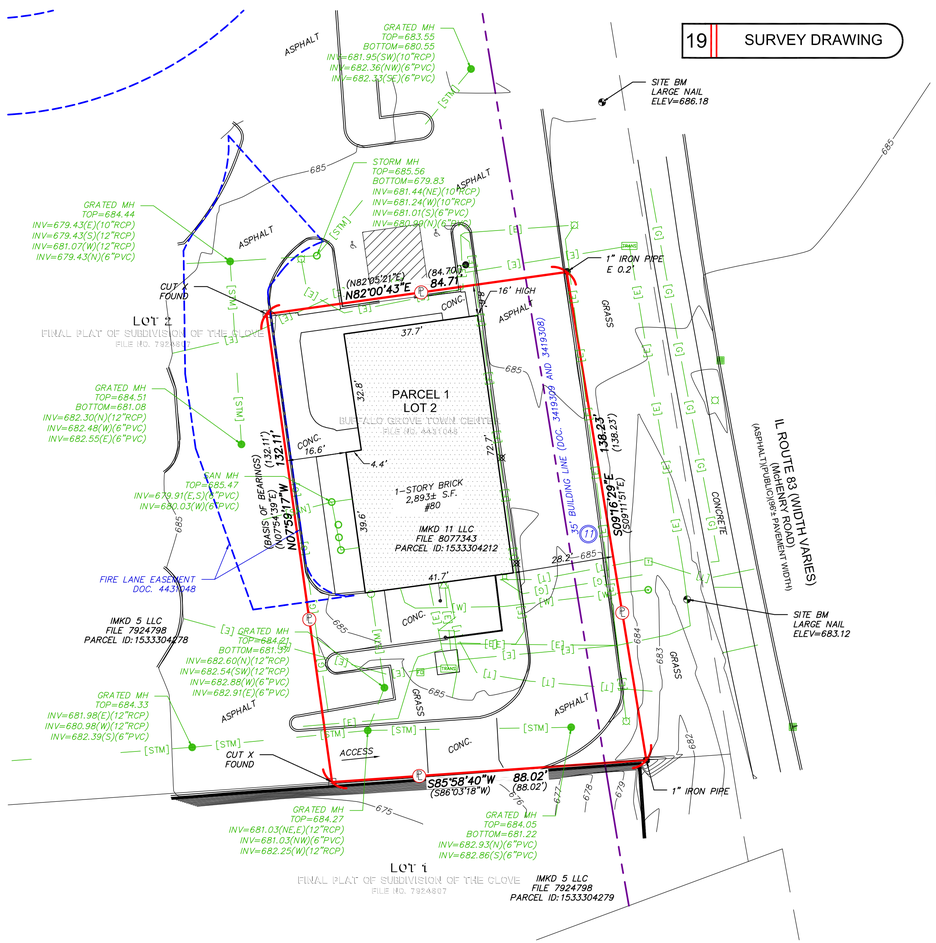

13 LAND AREA

11,654± S.F.
0.27± AC.

14 BUILDING AREA

2,893± S.F.

15 BUILDING HEIGHT

16' HIGH

DATUM

ELEVATIONS AND LOCATION WERE OBTAINED FROM STATIC GPS OBSERVATION
(NAD83 - HORIZONTAL)
(NAVD88 - VERTICAL)

BENCHMARKS
LARGE NAIL SET NORTHEAST OF PROPERTY
ELEVATION=686.18

LARGE NAIL SET EAST OF SUBJECT PROPERTY
ELEVATION=683.12

SCALE : 1" = 20'

17 NORTH ARROW / SCALE

20' 0' 20' 40'
SCALE: 1" = 20'

12 PARKING INFORMATION

THERE IS NO STRIPED PARKING ON THE SUBJECT PROPERTY

10 BASIS OF BEARINGS

BEARINGS ARE BASED ON THE WEST LINE OF THE SUBJECT PROPERTY WITH A RECORD BEARING (FILE NO. 7924807) OF NORTH 07 DEGREES 59 MINUTES 17 SECONDS WEST

16 VICINITY MAP

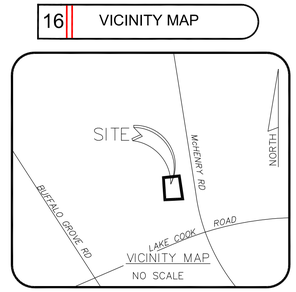

11 SURVEYOR'S NOTES

1. NO OBSERVABLE EVIDENCE OF EARTH MOVING WORK, BUILDING CONSTRUCTION OR BUILDING ADDITIONS WITHIN RECENT MONTHS.

2. NO OBSERVABLE EVIDENCE OF CHANGES IN STREET RIGHT OF WAY LINES COMPLETED, AND AVAILABLE FROM THE CONTROLLING JURISDICTION AND NO OBSERVABLE EVIDENCE OF RECENT STREET OR SIDEWALK CONSTRUCTION OR REPAIRS.

3. PROPERTY HAS INDIRECT ACCESS TO McHENRY ROAD AND LAKE COOK ROAD.

4. ALL STATEMENTS WITHIN THE CERTIFICATION, AND OTHER REFERENCES LOCATED ELSEWHERE HEREON, RELATED TO: UTILITIES, IMPROVEMENTS, STRUCTURES, BUILDINGS, PARTY WALLS, PARKING, EASEMENTS, SERVITUDES, AND ENCROACHMENTS; ARE BASED SOLELY ON ABOVE GROUND, VISIBLE EVIDENCE, UNLESS ANOTHER SOURCE OF INFORMATION IS SPECIFICALLY REFERENCED HEREON.

Key to CDS ALTA Survey

1 TITLE DESCRIPTION
2 TITLE INFORMATION
3 SCHEDULE 'B' ITEMS
4 SURVEYOR CERTIFICATION
5 FLOOD INFORMATION
6 CEMETERY
7 POSSIBLE ENCROACHMENTS
8 ZONING INFORMATION
9 LEGEND
10 BASIS OF BEARING
11 SURVEYOR'S NOTES
12 PARKING INFORMATION
13 LAND AREA
14 BUILDING AREA
15 BUILDING HEIGHT
16 VICINITY MAP
17 NORTH ARROW / SCALE
18 CLIENT INFORMATION BOX
19 SURVEY DRAWING
20 PROJECT ADDRESS

18 ALTA/NSPS Land Title Survey

This survey prepared in accordance with the "2021 Minimum Standard Detail Requirements for ALTA/NSPS Land Title Surveys" (Effective February 23, 2021)

This Work Coordinated By:
FA Commercial Due Diligence Services Co.
CDS COMMERCIAL DUE DILIGENCE SERVICES
3550 W. Robinson Street, Third Floor
Norman, Oklahoma 73072
Office: 405-253-2444
website: www.firstamcds.com
Toll Free: 888.322.7371

Drwn By:	JAC	Date:	
		Revision:	
Surveyor Ref.No:	25047-01	Date:	
		Revision:	
Aprvd By:	GSM	Date:	
		Revision:	
Field Date:	3-7-2025	Date:	
		Revision:	
Scale:	1"=20'	Date:	
		Revision:	

Prepared For:

Client Ref. No:

20 PROJECT ADDRESS

80 McHENRY ROAD
BUFFALO GROVE IL

Project Name:
DB IL0401 - BUFFALO GROVE IL

CDS Project Number:
25-01-0242

Approved CDS Surveyor

SHERRILL ASSOCIATES, INC.
Surveyors - Engineers - Planners
316 N. Main Street
Edwardsville, IL 62025
618-656-9251 Phone
618-656-9496 Fax

Copyright © Commercial Due Diligence Services. This format and style is protected by Copyright, all rights are reserved. Any use of this format and style is strictly prohibited without prior all rights are reserved. Any use of this format and style is strictly prohibited without prior written permission from Commercial Due Diligence Services.

GENERAL NOTES

(Rev. 1/2023)

1. THESE PLANS ARE SOLELY BASED ON INFORMATION THE OWNER AND OTHERS PROVIDED TO BOHLER, LLC (HEREIN "BOHLER") PRIOR TO THE DATE ON WHICH THE PROFESSIONAL OF RECORD AND BOHLER PREPARED THESE PLANS. THE CONTRACTOR MUST FIELD VERIFY ALL EXISTING CONDITIONS AND IMMEDIATELY NOTIFY BOHLER, IN WRITING, IF ANY ACTUAL SITE CONDITIONS DIFFER FROM THOSE SHOWN ON THESE PLANS, OR IF THE PROPOSED WORK CONFLICTS WITH ANY OTHER SITE FEATURES.
2. THE CONTRACTOR MUST STRICTLY COMPLY WITH THESE NOTES AND ALL SPECIFICATIONS/REPORTS CONTAINED HEREIN. THE CONTRACTOR MUST ENSURE THAT ALL SUBCONTRACTORS FULLY AND COMPLETELY CONFORM TO AND COMPLY WITH THESE REQUIREMENTS. THESE NOTES, AND THE REQUIREMENTS ARTICULATED IN THE NOTES CONTAINED IN ALL THE OTHER DRAWINGS THAT COMPRISE THE PLAN SET OF DRAWINGS. ADDITIONAL NOTES AND SPECIFICATIONS MAY BE FOUND ON THE INDIVIDUAL PLANS. THESE GENERAL NOTES APPLY TO THIS ENTIRE DOCUMENT PACKAGE. IT IS THE CONTRACTOR'S RESPONSIBILITY TO REVIEW ALL CONSTRUCTION CONTRACT DOCUMENTS INCLUDING, BUT NOT LIMITED TO, ALL OF THE DRAWINGS AND SPECIFICATIONS ASSOCIATED WITH THE PROJECT WORK SCOPE, PRIOR TO THE INITIATION AND COMMENCEMENT OF CONSTRUCTION.
3. PRIOR TO THE COMMENCEMENT OF CONSTRUCTION, THE CONTRACTOR MUST CONFIRM WITH THE PROFESSIONAL OF RECORD AND BOHLER THAT THE LATEST EDITION OF THE DOCUMENTS AND/OR REPORTS REFERENCED WITHIN THE PLAN REFERENCES ARE BEING USED FOR CONSTRUCTION. THIS IS THE CONTRACTOR'S SOLE AND COMPLETE RESPONSIBILITY.
4. PRIOR TO THE COMMENCEMENT OF CONSTRUCTION, THE CONTRACTOR MUST ENSURE THAT ALL REQUIRED PERMITS AND APPROVALS HAVE BEEN OBTAINED. NO CONSTRUCTION OR FABRICATION SHALL BE PERFORMED BY THE CONTRACTOR UNTIL THE CONTRACTOR HAS REVIEWED THE CONDITIONS OF APPROVAL TO ALL PLANS AND OTHER DOCUMENTS REVIEWED AND APPROVED BY THE PERMITTING AUTHORITIES AND HAS ALSO CONFIRMED THAT ALL NECESSARY AND REQUIRED PERMITS HAVE BEEN OBTAINED. THE CONTRACTOR MUST HAVE COPIES OF ALL PERMITS AND APPROVALS ON SITE AT ALL TIMES.
5. THE CONTRACTOR MUST ENSURE THAT ALL WORK IS PERFORMED IN ACCORDANCE WITH THESE PLANS, SPECIFICATIONS/REPORTS AND CONDITIONS OF APPROVAL, AND ALL APPLICABLE REQUIREMENTS, RULES, REGULATIONS, STATUTORY REQUIREMENTS, CODES, LAWS AND STANDARDS OF ALL GOVERNMENTAL ENTITIES WITH JURISDICTION OVER THIS PROJECT, AND ALL PROVISIONS IN AND CONDITIONS OF THE CONSTRUCTION CONTRACT WITH THE OWNER/DEVELOPER INCLUDING ALL EXHIBITS, ATTACHMENTS AND ADDENDA TO SAME.
6. PRIOR TO THE COMMENCEMENT OF CONSTRUCTION, THE CONTRACTOR MUST CONFIRM THE BUILDING LAYOUT BY CAREFULLY REVIEWING THE MOST CURRENT ARCHITECTURAL, CIVIL AND STRUCTURAL CONSTRUCTION DOCUMENTS (INCLUDING, BUT NOT LIMITED TO, MECHANICAL, ELECTRICAL, PLUMBING AND FIRE SUPPRESSION PLANS, WHERE APPLICABLE). THE CONTRACTOR MUST IMMEDIATELY NOTIFY OWNER, ARCHITECT AND PROFESSIONAL OF RECORD AND BOHLER, IN WRITING, OF ANY CONFLICTS, DISCREPANCIES OR AMBIGUITIES WHICH EXIST BETWEEN THESE PLANS AND ANY OTHER PLANS THAT COMPRISE THE CONSTRUCTION DOCUMENTS.
7. CONTRACTOR MUST REFER TO AND ENSURE COMPLIANCE WITH THE APPROVED ARCHITECTURAL/BUILDING PLANS OF RECORD FOR EXACT LOCATIONS AND DIMENSIONS OF ENTRY/EXIT POINTS, ELEVATIONS, PRECISE BUILDING DIMENSIONS, AND EXACT BUILDING UTILITY LOCATIONS.
8. THE CONTRACTOR MUST FIELD VERIFY ALL DIMENSIONS AND MEASUREMENTS SHOWN ON THESE PLANS PRIOR TO THE COMMENCEMENT OF CONSTRUCTION. THE CONTRACTOR MUST IMMEDIATELY NOTIFY PROFESSIONAL OF RECORD AND BOHLER, IN WRITING, IF ANY CONFLICTS, DISCREPANCIES, OR AMBIGUITIES EXIST PRIOR TO PROCEEDING WITH CONSTRUCTION. NO EXTRA COMPENSATION WILL BE PAID TO THE CONTRACTOR FOR WORK WHICH HAS TO BE RE-DONE BECAUSE OF DIMENSIONS, MEASUREMENTS OR GRADES INCORRECTLY OR NOT SHOWN ON THESE PLANS PRIOR TO BOTH (A) THE CONTRACTOR GIVING PROFESSIONAL OF RECORD AND BOHLER WRITTEN NOTIFICATION OF SAME AND (B) PROFESSIONAL OF RECORD AND BOHLER, THEREAFTER, PROVIDING THE CONTRACTOR WITH WRITTEN AUTHORIZATION TO PROCEED WITH SUCH ADDITIONAL WORK.
9. THE CONTRACTOR MUST VERIFY ALL DIMENSIONS AND MEASUREMENTS INCLUDED ON DESIGN DOCUMENTS HEREIN AND MUST NOT SCALE OFF THE DRAWINGS DUE TO POTENTIAL PRINTING INACCURACIES. ALL DIMENSIONS ARE MEASUREMENTS TO BE CONFIRMED IN THE FIELD BY THE GENERAL CONTRACTOR PRIOR TO PREPARATION OF SHOP DRAWINGS, FABRICATION/ORDERING OF PARTS AND MATERIALS AND COMMENCEMENT OF SITE WORK. SITE PLAN DRAWINGS ARE NOT INTENDED AS SURVEY DOCUMENTS. DIMENSIONS SUPERSEDE GRAPHICAL REPRESENTATIONS. THE CONTRACTOR MUST MAKE CONTRACTOR'S OWN MEASUREMENTS FOR LAYOUT OF IMPROVEMENTS.
10. THE OWNER AND CONTRACTOR MUST BE FAMILIAR WITH AND RESPONSIBLE FOR THE PROCUREMENT OF ANY AND ALL CERTIFICATIONS REQUIRED FOR THE ISSUANCE OF A CERTIFICATE OF OCCUPANCY.
11. WHEN INCLUDED AS ONE OF THE REFERENCED DOCUMENTS, THE GEOTECHNICAL REPORT, SPECIFICATIONS AND RECOMMENDATIONS SET FORTH THEREIN ARE A PART OF THE REQUIRED CONSTRUCTION DOCUMENTS AND, IN CASE OF CONFLICT, DISCREPANCY OR AMBIGUITY, THE MORE STRINGENT REQUIREMENTS AND/OR RECOMMENDATIONS CONTAINED IN: (A) THE PLANS; OR, (B) THE GEOTECHNICAL REPORT AND RECOMMENDATIONS, MUST TAKE PRECEDENCE UNLESS SPECIFICALLY NOTED OTHERWISE ON THE PLANS. THE CONTRACTOR MUST NOTIFY THE PROFESSIONAL OF RECORD AND BOHLER, IN WRITING, OF ANY SUCH CONFLICT, DISCREPANCY OR AMBIGUITY BETWEEN THE GEOTECHNICAL REPORT AND PLANS AND SPECIFICATIONS, PRIOR TO PROCEEDING WITH ANY FURTHER WORK. IF A GEOTECHNICAL REPORT WAS NOT CREATED, THEN THE CONTRACTOR MUST FOLLOW AND COMPLY WITH ALL OF THE REQUIREMENTS OF ANY AND ALL MUNICIPAL, COUNTY, STATE, AND FEDERAL LAWS AND APPLICABLE SPECIFICATIONS WHICH HAVE JURISDICTION OVER THIS PROJECT.
12. PROFESSIONAL OF RECORD AND BOHLER ARE NEITHER LIABLE NOR RESPONSIBLE FOR ANY SUBSURFACE CONDITIONS AND FURTHER, HAS NO LIABILITY FOR ANY HAZARDOUS MATERIALS, HAZARDOUS SUBSTANCES OR POLLUTANTS ON, ABOUT OR UNDER THE PROPERTY.
13. THE CONTRACTOR IS RESPONSIBLE FOR IDENTIFYING WHEN AND WHERE SHORING IS REQUIRED AND FOR INSTALLING ALL SHORING REQUIRED DURING EXCAVATION (TO BE PERFORMED IN ACCORDANCE WITH CURRENT OSHA STANDARDS) AND ANY ADDITIONAL PRECAUTIONS TO BE TAKEN TO ASSURE THE STABILITY OF ADJACENT, NEARBY AND CONTIGUOUS STRUCTURES AND PROPERTIES. ALL OF THIS WORK IS TO BE PERFORMED AT CONTRACTOR'S SOLE COST AND EXPENSE.
14. THE CONTRACTOR MUST EXERCISE EXTREME CAUTION WHEN PERFORMING ANY WORK ACTIVITIES ADJACENT TO PAVEMENT, STRUCTURES, ETC. WHICH ARE TO REMAIN EITHER FOR AN INITIAL PHASE OF THE PROJECT OR AS PART OF THE FINAL CONDITION. THE CONTRACTOR IS RESPONSIBLE FOR TAKING ALL APPROPRIATE MEASURES REQUIRED TO ENSURE THE STRUCTURAL STABILITY OF SIDEWALKS AND PAVEMENT, UTILITIES, BUILDINGS, AND INFRASTRUCTURE WHICH ARE TO REMAIN, AND TO PROVIDE ALL SHORING REQUIRED FOR THE WORK AREA FOR THIRD PARTIES, PEDESTRIANS AND ANYONE INVOLVED WITH THE PROJECT.
15. DEBRIS MUST NOT BE BURIED ON THE SUBJECT SITE. ALL DEMOLITION AND CONSTRUCTION WASTES, UNSUITABLE EXCAVATED MATERIAL, EXCESS SOIL AND DEBRIS (SOLID WASTE) MUST BE DISPOSED OF IN ACCORDANCE WITH THE REQUIREMENTS OF ANY AND ALL MUNICIPAL, COUNTY, STATE, AND FEDERAL LAWS AND APPLICABLE CODES WHICH HAVE JURISDICTION OVER THIS PROJECT OR OVER THE CONTRACTOR.
16. IT IS THE CONTRACTOR'S SOLE RESPONSIBILITY TO MAINTAIN RECORDS TO DOCUMENTATE PROPER AND FULLY COMPLIANT DISPOSAL ACTIVITIES, TO BE PROMPTLY PROVIDED TO THE OWNER UPON REQUEST.
17. THE CONTRACTOR MUST REPAIR, AT CONTRACTOR'S SOLE COST, ALL DAMAGE DONE TO ANY NEW OR EXISTING CONSTRUCTION OR PROPERTY DURING THE COURSE OF CONSTRUCTION, INCLUDING BUT NOT LIMITED TO DRAINAGE, UTILITIES, PAVEMENT, STRIPING, CURB, ETC. AND MUST BEAR ALL COSTS ASSOCIATED WITH SAME TO INCLUDE, BUT NOT BE LIMITED TO, REDESIGN, RE-SURVEY, RE-PERMITTING AND CONSTRUCTION. THE CONTRACTOR IS RESPONSIBLE FOR AND MUST REPLACE, ALL SIGNAL INTERCONNECTION CABLE, WIRING CONDUITS, AND ALL OTHER ELECTRICAL OR ACCESSORY EQUIPMENT DAMAGED DURING CONSTRUCTION AND MUST BEAR ALL COSTS ASSOCIATED WITH SAME. THE REPAIR OF ANY SUCH NEW OR EXISTING CONSTRUCTION OR PROPERTY MUST RESTORE SUCH CONSTRUCTION OR PROPERTY TO EQUIVALENT TO OR BETTER THAN THE CONDITIONS PRIOR TO COMMENCEMENT OF THE CONSTRUCTION, AND IN CONFORMANCE WITH APPLICABLE CODES, LAWS, RULES, REGULATIONS, STATUTORY REQUIREMENTS AND STATUTES. THE CONTRACTOR MUST BEAR ALL COSTS ASSOCIATED WITH SAME. THE CONTRACTOR MUST, PROMPTLY, DOCUMENT ALL EXISTING DAMAGE AND DEFECTS, IN WRITING, THE OWNER AND THE CONSTRUCTION MANAGER PRIOR TO THE START OF CONSTRUCTION.
18. THE PROFESSIONAL OF RECORD AND BOHLER ARE NOT RESPONSIBLE FOR AND HAVE NO CONTRACTUAL, LEGAL OR OTHER RESPONSIBILITIES FOR JOB SITE SAFETY JOB SITE SUPERVISION, OR ANYTHING RELATED TO SAME. THE PROFESSIONAL OF RECORD AND BOHLER HAVE NOT BEEN RETAINED TO PERFORM OR TO BE RESPONSIBLE FOR JOB SITE SAFETY, SAME BEING WHOLLY OUTSIDE OF PROFESSIONAL OF RECORD'S AND BOHLER SERVICES AS RELATED TO THE PROJECT. THE PROFESSIONAL OF RECORD AND BOHLER ARE NOT RESPONSIBLE TO DIRECTORY OF CONTRACTOR FOR ANY JOB SITE SAFETY ISSUES OR ANY JOB SITE CONDITIONS, AT ANY TIME.
19. THE CONTRACTOR MUST IMMEDIATELY IDENTIFY IN WRITING TO PROFESSIONAL OF RECORD AND BOHLER , ANY DISCREPANCIES THAT MAY OR COULD AFFECT THE PUBLIC SAFETY, HEALTH OR GENERAL WELFARE, OR PROJECT COST. IF THE CONTRACTOR PROCEEDS WITH CONSTRUCTION WITHOUT PROVIDING PROPER WRITTEN NOTIFICATION AS DESCRIBED ABOVE, IT WILL BE AT THE CONTRACTOR'S OWN RISK AND, FURTHER, THE CONTRACTOR MUST INDEMNIFY, DEFEND AND HOLD HARMLESS THE PROFESSIONAL OF RECORD AND BOHLER FOR ANY AND ALL DAMAGES, COSTS, INJURIES, ATTORNEY'S FEES AND THE LIKE WHICH RESULT FROM OR ARE IN ANY WAY RELATED TO SAME INCLUDING, BUT NOT LIMITED TO, ANY THIRD PARTY AND FIRST PARTY CLAIMS.
20. THE PROFESSIONAL OF RECORD AND BOHLER ARE NOT RESPONSIBLE FOR ANY INJURY OR DAMAGES RESULTING FROM THE CONTRACTOR'S FAILURE TO BUILD OR CONSTRUCT IN STRICT ACCORDANCE WITH THE APPROVED PLANS, AND CURRENT CODES, RULES, STATUTES AND THE LIKE. IF THE CONTRACTOR AND/OR OWNER FAIL TO BUILD OR CONSTRUCT IN STRICT ACCORDANCE WITH APPROVED PLANS, RULES, STATUTES, CODES AND THE LIKE, THE CONTRACTOR AND/OR OWNER AGREE TO AND MUST JOINTLY, INDEPENDENTLY, SEPARATELY, AND SEVERALLY INDEMNIFY AND HOLD THE PROFESSIONAL OF RECORD AND BOHLER HARMLESS FOR AND FROM ALL INJURIES, CLAIMS AND DAMAGES THAT PROFESSIONAL OF RECORD AND BOHLER SUFFER AND ANY AND ALL COSTS THAT PROFESSIONAL OF RECORD AND BOHLER INCUR AS RELATED TO SAME.
21. ALL CONTRACTORS MUST CARRY AT LEAST THE MINIMUM AMOUNT OF THE SPECIFIED AND COMMERCIALLY REASONABLE STATUTORY WORKER'S COMPENSATION INSURANCE, EMPLOYER'S LIABILITY INSURANCE AND COMMERCIAL GENERAL LIABILITY INSURANCE (CGL) INCLUDING ALSO ALL UMBRELLA COVERAGES. ALL CONTRACTORS MUST NAME BOHLER AND ITS PRESENT AND FUTURE PARENTS, SUBSIDIARIES, AFFILIATES, OWNERS, OFFICERS, DIRECTORS, PARTNERS, SHAREHOLDERS, MEMBERS, PRINCIPALS, COMMISSIONERS, AGENTS, SERVANTS, EMPLOYEES, AFFILIATES, SUBSIDIARIES, AND RELATED ENTITIES, AND ITS SUBCONTRACTORS AND SUBCONSULTANTS AS ADDITIONAL NAMED INSUREDS AND TO PROVIDE CONTRACTUAL LIABILITY COVERAGE SUFFICIENT TO INSURE (DEFEND, IF APPLICABLE) AND HOLD HARMLESS AND INDEMNITY OBLIGATIONS ASSUMED AND AGREED TO BY THE CONTRACTOR HEREIN. ALL CONTRACTORS MUST FURNISH BOHLER WITH CERTIFICATIONS OF INSURANCE OR CERTIFICATES OF INSURANCE AS EVIDENCE OF THE REQUIRED INSURANCE COVERAGES PRIOR TO COMMENCING ANY WORK AND UPON RENEWAL OF EACH POLICY DURING THE ENTIRE PERIOD OF CONSTRUCTION AND FOR TWO YEARS AFTER THE COMPLETION OF CONSTRUCTION AND AFTER ALL PERMITS ARE ISSUED, WHICHEVER DATE IS LATER. ALL CONTRACTORS AGREE THAT, TO THE FULLEST EXTENT PERMITTED UNDER THE LAW, INDEMNIFY, DEFEND AND HOLD HARMLESS BOHLER AND ITS PAST, PRESENT AND FUTURE OWNERS, OFFICERS, DIRECTORS, PARTNERS, SHAREHOLDERS, MEMBERS, PRINCIPALS, COMMISSIONERS, AGENTS, SERVANTS, EMPLOYEES, AFFILIATES, SUBSIDIARIES, AND RELATED ENTITIES, AND ITS SUBCONTRACTORS AND SUBCONSULTANTS FROM AND AGAINST ANY AND ALL SUCH LOSSES, CLAIMS, ACTIONS, PENALTIES, EXPENSES, PUNITIVE DAMAGES, TORT DAMAGES, STATUTORY CLAIMS, STATUTORY CAUSES OF ACTION, LOSSES, CAUSES OF ACTION, LIABILITIES OR COSTS, INCLUDING, BUT NOT LIMITED TO, REASONABLE ATTORNEYS' FEES AND DEFENSE COSTS, ARISING OUT OF OR IN ANY WAY CONNECTED WITH OR TO THE PROJECT, INCLUDING ALL CLAIMS BY EMPLOYEES OF THE CONTRACTOR(S), ALL CLAIMS BY THIRD PARTIES AND ALL CLAIMS RELATED TO THE PROJECT. THE CONTRACTOR MUST NOTIFY PROFESSIONAL OF RECORD, IN WRITING, AT LEAST THIRTY (30) DAYS PRIOR TO ANY TERMINATION, SUSPENSION OR CHANGE OF THE CONTRACTOR'S INSURANCE.
22. THE PROFESSIONAL OF RECORD AND BOHLER ARE NOT RESPONSIBLE FOR CONSTRUCTION METHODS, MEANS, TECHNIQUES OR PROCEDURES, GENERALLY OR FOR THE CONSTRUCTION METHODS, MEANS, TECHNIQUES OR PROCEDURES CONTRACTOR THEY WERE DIRECTED TO USE IN PREPARING THESE PLANS; AND FOR ANY CONFLICTS IN SCOPE AND REVISIONS THAT RESULT FROM SAME. THE CONTRACTOR IS FULLY AND SOLELY RESPONSIBLE FOR DETERMINING THE MEANS AND METHODS FOR COMPLETION OF THE WORK, PRIOR TO THE COMMENCEMENT OF CONSTRUCTION.
23. NEITHER THE PROFESSIONAL ACTIVITIES OF BOHLER, NOR THE PRESENCE OF BOHLER AND/OR ITS PERSONNEL AND CONSULTANTS AT A CONSTRUCTION/PROJECT SITE (WHICH SHALL INCLUDE OWNERS, OFFICERS, DIRECTORS, PARTNERS, SHAREHOLDERS, MEMBERS, PRINCIPALS, COMMISSIONERS, AGENTS, SERVANTS, EMPLOYEES, AFFILIATES, SUBSIDIARIES, AND RELATED ENTITIES AND ITS SUBCONTRACTORS AND SUBCONSULTANTS AT A CONSTRUCTION/PROJECT SITE (HEREINAFTER, COLLECTIVELY, ALL PARTIES"), RELIEVES OR WILL RELIEVE THE CONTRACTOR OF AND FROM CONSTRUCTION MEANS, METHODS, SEQUENCE, TECHNIQUES OR PROCEDURES NECESSARY FOR PERFORMING, OVERSEEING, SUPERINTENDING AND COORDINATING THE WORK IN ACCORDANCE WITH THE CONTRACT DOCUMENTS AND COMPLIANCE WITH ALL HEALTH AND SAFETY PRECAUTIONS REQUIRED BY ANY REGULATORY BODIES HAVING JURISDICTION OVER THE PROJECT AND/OR PROPERTY. BOHLER PARTIES HAVE NO AUTHORITY TO EXERCISE ANY CONTROL OVER (OR ANY RESPONSIBILITY FOR) ANY CONTRACTOR, THEIR EMPLOYEES RELATING TO THEIR WORK AND ANY AND ALL HEALTH AND SAFETY PROGRAMS OR PROCEDURES. THE CONTRACTOR IS SOLELY RESPONSIBLE FOR JOB SITE SAFETY. THE CONTRACTOR MUST INDEMNIFY, DEFEND, PROTECT AND HOLD HARMLESS BOHLER PARTIES FOR AND FROM ANY LIABILITY TO BOHLER PARTIES RESULTING FROM THE CONTRACTOR'S WORK, SERVICES AND/OR VIOLATIONS OF THIS NOTE. BOHLER PLAN SET AND, FURTHER, THE CONTRACTOR MUST MAKE BOHLER AN ADDITIONAL INSURED UNDER THE GENERAL CONTRACTOR'S POLICIES OF GENERAL LIABILITY INSURANCE AS DESCRIBED ABOVE.
24. WHEN IT IS CLEARLY AND SPECIFICALLY WITHIN BOHLER'S SCOPE OF SERVICES CONTRACT WITH THE OWNER/DEVELOPER, BOHLER WILL REVIEW OR TAKE OTHER APPROPRIATE ACTION ON THE CONTRACTOR SUBMITTALS, SUCH AS SHOP DRAWINGS, PRODUCT DATA, SAMPLES, AND OTHER DATA, WHICH THE CONTRACTOR IS REQUIRED TO SUBMIT, BUT ONLY FOR THE LIMITED PURPOSE OF EVALUATING CONFORMANCE WITH THE DESIGN INTENT AND THE INFORMATION SHOWN IN THE CONSTRUCTION CONTRACT DOCUMENTS. CONSTRUCTION MEANS AND METHODS AND/OR TECHNIQUES OR PROCEDURES, COORDINATION OF THE WORK WITH OTHER TRADES, AND CONSTRUCTION SAFETY PRECAUTIONS ARE THE SOLE RESPONSIBILITY OF THE CONTRACTOR AND BOHLER HAS NO RESPONSIBILITY OR LIABILITY FOR SAME. BOHLER WILL PERFORM ITS SHOP DRAWING REVIEW WITH REASONABLE PROMPTNESS, AS CONDITIONS PERMIT. ANY DOCUMENT, DOCUMENTING BOHLER'S REVIEW OF A SPECIFIC ITEM OR LIMITED SCOPE, MUST NOT INDICATE THAT BOHLER HAS REVIEWED THE ENTIRE ASSEMBLY OF WHICH THE ITEM IS A COMPONENT. BOHLER IS NOT RESPONSIBLE FOR ANY DEVIATIONS FROM THE CONSTRUCTION DOCUMENTS. THE CONTRACTOR MUST, IN WRITING, PROMPTLY AND IMMEDIATELY BRING ANY DEVIATIONS FROM THE CONSTRUCTION DOCUMENTS TO BOHLER'S ATTENTION. BOHLER IS NOT REQUIRED TO REVIEW PARTIAL SUBMISSIONS OR THOSE FOR WHICH SUBMISSIONS OF CORRELATED ITEMS HAVE NOT BEEN RECEIVED.
25. IF THE CONTRACTOR DEVIATES FROM THESE PLANS AND/OR SPECIFICATIONS, INCLUDING THE NOTES CONTAINED HEREIN, WITHOUT FIRST OBTAINING THE PRIOR WRITTEN AUTHORIZATION OF THE PROFESSIONAL OF RECORD AND BOHLER FOR ALL DEVIATIONS WITHIN PROFESSIONAL OF RECORD'S SCOPE, THE CONTRACTOR IS SOLELY RESPONSIBLE FOR THE PAYMENT OF ALL COSTS INCURRED IN CORRECTING ANY WORK PERFORMED WHICH DEVIATES FROM THE PLANS, ALL FINES AND/OR PENALTIES ASSESSED WITH RESPECT THERETO AND ALL COMPENSATORY OR PUNITIVE DAMAGES RESULTING THEREFROM AND, FURTHER, MUST DEFEND, INDEMNIFY, PROTECT, AND HOLD HARMLESS THE PROFESSIONAL OF RECORD AND BOHLER PARTIES TO THE FULLEST EXTENT PERMITTED UNDER THE LAW, FOR AND FROM ALL FEES, ATTORNEYS' FEES, DAMAGES, COSTS ,JUDGMENTS, CLAIMS, INJURIES, PENALTIES AND THE LIKE RELATED TO SAME.
26. THE CONTRACTOR IS RESPONSIBLE FOR A MAINTAINING AND PROTECTING THE TRAFFIC CONTROL PLAN AND ELEMENTS IN ACCORDANCE WITH FEDERAL, STATE, AND LOCAL REQUIREMENTS, FOR ALL WORK THAT AFFECTS PUBLIC TRAVEL EITHER IN THE RIGHT OF WAY OR ON SITE. THE COST FOR THIS ITEM MUST BE INCLUDED IN THE CONTRACTOR'S PRICE AND IS THE CONTRACTOR'S SOLE RESPONSIBILITY.
27. OWNER MUST MAINTAIN AND PRESERVE ALL PHYSICAL SITE FEATURES AND DESIGN FEATURES DEPICTED ON THE PLANS AND RELATED DOCUMENTS IN STRICT ACCORDANCE WITH THE APPROVED PLAN(S) AND DESIGN; AND, FURTHER, OWNER AGREES TO INDEMNIFY AND HOLD THE PROFESSIONAL OF RECORD AND BOHLER PARTIES, HARMLESS FOR ALL INJURIES, DAMAGES AND COSTS THAT MAY OCCUR AS A RESULT OF SAID FAILURE OR FAILURE TO PRESERVE. IF OWNER FAILS TO MAINTAIN AND/OR PRESERVE ALL PHYSICAL SITE FEATURES AND/OR DESIGN FEATURES DEPICTED ON THE PLANS AND RELATED DOCUMENTS, OWNER AGREES TO INDEMNIFY AND HOLD THE PROFESSIONAL OF RECORD AND BOHLER PARTIES, HARMLESS FOR ALL INJURIES, DAMAGES AND COSTS THAT MAY OCCUR AS A RESULT OF SAID FAILURE OR FAILURE TO PRESERVE.
28. THE CONTRACTOR IS SOLELY RESPONSIBLE FOR ENSURING THAT ALL CONSTRUCTION ACTIVITIES AND MATERIALS COMPLY WITH AND CONFORM TO APPLICABLE FEDERAL, STATE AND LOCAL RULES AND REGULATIONS, LAWS, ORDINANCES, AND CODES, AND ALL APPLICABLE REQUIREMENTS OF THE OCCUPATIONAL SAFETY AND HEALTH ACT OF 1970, (29 U.S.C. 651 ET SEQ.) AS AMENDED, AND ANY MODIFICATIONS, AMENDMENTS OR REVISIONS TO SAME.
29. THE CONTRACTOR MUST STRICTLY COMPLY WITH THE LATEST AND CURRENT OSHA STANDARDS AND REGULATIONS, AND/OR ANY OTHER AGENCY WITH JURISDICTION OVER EXCAVATION AND TRENCHING PROCEDURES. PROFESSIONAL OF RECORD AND BOHLER HAS NO RESPONSIBILITY FOR OR AS RELATED TO EXCAVATION AND TRENCHING PROCEDURES AND WORK.
30. THE CONTRACTOR AND THE OWNER MUST INSTALL ALL ELEMENTS AND COMPONENTS IN STRICT COMPLIANCE WITH AND IN ACCORDANCE WITH MANUFACTURER'S STANDARDS AND RECOMMENDED INSTALLATION CRITERIA AND SPECIFICATIONS. IF THE CONTRACTOR AND/OR OWNER FAIL TO DO SO, THEY AGREE TO JOINTLY, INDEPENDENTLY, SEPARATELY, COLLECTIVELY, AND SEVERALLY INDEMNIFY, DEFEND, PROTECT AND HOLD PROFESSIONAL OF RECORD AND BOHLER PARTIES HARMLESS FOR ALL INJURIES AND DAMAGES THAT PROFESSIONAL OF RECORD SUFFERS AND COSTS THAT PROFESSIONAL OF RECORD INCURS AS A RESULT OF SAID FAILURE.
31. THE CONTRACTOR IS RESPONSIBLE TO MAINTAIN AN ON-SITE STORMWATER POLLUTION PREVENTION PLAN (SWPPP) IN COMPLIANCE WITH THE ENVIRONMENTAL PROTECTION AGENCY (EPA) REQUIREMENTS OR LOCAL GOVERNING AGENCY FOR SITES WHERE ONE (1) ACRE OR MORE IS DISTURBED BY CONSTRUCTION ACTIVITIES (UNLESS THE LOCAL JURISDICTION REQUIRES A DIFFERENT THRESHOLD). THE CONTRACTOR MUST ENSURE THAT ALL ACTIVITIES, INCLUDING THOSE OF ALL SUBCONTRACTORS, ARE IN COMPLIANCE WITH THE SWPPP, INCLUDING BUT NOT LIMITED TO LOGGING ACTIVITIES (MINIMUM ONCE PER WEEK AND AFTER RAINFALL EVENTS) AND CORRECTIVE MEASURES, AS APPROPRIATE AND FURTHER, THE CONTRACTOR IS SOLELY AND COMPLETELY RESPONSIBLE FOR FAILING TO DO SO.
32. AS CONTAINED IN THESE DRAWINGS AND ASSOCIATED DOCUMENTS PREPARED BY THE PROFESSIONAL OF RECORD AND BOHLER, THE USE OF THE WORDS 'CERTIFY' OR 'CERTIFICATION' CONSTITUTE(S) AN EXPRESSION ONLY OF PROFESSIONAL OPINION REGARDING THE INFORMATION WHICH IS THE SUBJECT OF THE PROFESSIONAL OF RECORD'S AND BOHLER KNOWLEDGE OR BELIEF AND IN ACCORDANCE WITH COMMON AND ACCEPTED PROCEDURE CONSISTENT WITH THE APPLICABLE STANDARDS OF PRACTICE, AND DOES NOT CONSTITUTE A WARRANTY OR GUARANTEE OF ANY NATURE OR TYPE, EITHER EXPRESSED OR IMPLIED, UNDER ANY CIRCUMSTANCES.

DEMOLITION NOTES

(Rev. 1/2023)

1. THE GENERAL NOTES MUST BE INCLUDED AS PART OF THIS ENTIRE DOCUMENT PACKAGE AND ARE PART OF THE CONTRACT DOCUMENTS. THE GENERAL NOTES ARE REFERENCED HEREIN, AND THE CONTRACTOR MUST REFER TO THEM AND FULLY COMPLY WITH THESE NOTES, IN THEIR ENTIRETY. THE CONTRACTOR MUST BE FAMILIAR WITH AND ACKNOWLEDGE FAMILIARITY WITH ALL OF THE GENERAL NOTES AND ALL OF THE PLANS' SPECIFIC NOTES.
2. THE CONTRACTOR MUST CONDUCT DEMOLITION/REMOVALS ACTIVITIES IN SUCH A MANNER AS TO ENSURE MINIMUM INTERFERENCE WITH ROADS, STREETS, SIDEWALKS, WALKWAYS, AND ALL OTHER ADJACENT FACILITIES. THE CONTRACTOR MUST OBTAIN ALL APPLICABLE PERMITS FROM THE APPROPRIATE GOVERNMENTAL AUTHORITY(IES) PRIOR TO THE COMMENCEMENT OF ANY DEMOLITION OR DEMOLITION ACTIVITIES IN OR ADJACENT TO THE RIGHT-OF-WAY.
3. WHEN DEMOLITION-RELATED ACTIVITIES IMPACT ROADWAYS AND/OR ROADWAY RIGHT-OF-WAY, THE CONTRACTOR MUST PROVIDE TRAFFIC CONTROL AND GENERALLY ACCEPTED SAFE PRACTICES IN CONFORMANCE WITH THE CURRENT FEDERAL HIGHWAY ADMINISTRATION'S MANUAL ON UNIFORM TRAFFIC CONTROL DEVICES (MUTCD), AND THE FEDERAL, STATE, AND LOCAL REGULATIONS.
4. THE DEMOLITION (AND/OR REMOVALS) PLAN IS INTENDED TO PROVIDE GENERAL INFORMATION AND TO IDENTIFY ONLY CONDITIONS REGARDING ITEMS TO BE DEMOLISHED, REMOVED, AND/OR TO REMAIN.
   A. THE CONTRACTOR MUST ALSO REVIEW ALL CONSTRUCTION DOCUMENTS AND INCLUDE WITHIN THE DEMOLITION ACTIVITIES ALL INCIDENTAL WORK NECESSARY AND REQUIRED FOR THE SAFE AND THOROUGH EXECUTION OF THE WORK SHOWN.
   B. THIS PLAN IS NOT INTENDED TO AND DOES NOT PROVIDE DIRECTION REGARDING THE MEANS, METHODS, SEQUENCING, TECHNIQUES AND PROCEDURES TO BE EMPLOYED TO ACCOMPLISH THE WORK. ALL MEANS, METHODS, SEQUENCING, TECHNIQUES AND PROCEDURES TO BE EMPLOYED TO ACCOMPLISH THE WORK SHALL BE IN ACCORDANCE WITH ALL STATE, FEDERAL, LOCAL, AND JURISDICTIONAL REQUIREMENTS. THE CONTRACTOR MUST COMPLY WITH ALL OSHA AND OTHER SAFETY PRECAUTIONS NECESSARY TO PROTECT THE PUBLIC FROM A SAFE WORK SITE FOR THE CONTRACTOR AND THE PUBLIC.
5. THE CONTRACTOR MUST PROVIDE ALL "METHODS AND MEANS" NECESSARY TO PREVENT MOVEMENT, SETTLEMENT, OR COLLAPSE OF EXISTING STRUCTURES, AND ANY OTHER IMPROVEMENTS THAT ARE REMAINING ON OR OFF SITE. THE CONTRACTOR, AT THE CONTRACTOR'S SOLE COST, MUST REPAIR ALL DAMAGE TO ALL STRUCTURES AND FEATURES THAT ARE TO REMAIN. CONTRACTOR MUST USE NEW MATERIAL FOR ALL REPAIRS. CONTRACTOR'S REPAIRS MUST INCLUDE THE RESTORATION OF ALL ITEMS AND FEATURES DISTURBED UNDER PRE-DEMOLITION CONDITION, OR BETTER. CONTRACTOR MUST PERFORM ALL REPAIRS AT THE CONTRACTOR'S SOLE EXPENSE.
6. THE PROFESSIONAL OF RECORD AND BOHLER ARE NOT RESPONSIBLE FOR JOB SITE SAFETY OR SUPERVISION. THE CONTRACTOR MUST PROCEED WITH THE DEMOLITION IN STRICT ACCORDANCE WITH ALL LOCAL, STATE AND OSHA REQUIREMENTS, TO ENSURE PUBLIC AND CONTRACTOR SAFETY AND SAFETY TO ALL PROPERTY ON THE SITE OR ADJACENT OR CONTIGUOUS TO THE SAME.
7. THE CONTRACTOR IS RESPONSIBLE FOR JOB SITE SAFETY, WHICH MUST INCLUDE, BUT IS NOT LIMITED TO, THE INSTALLATION AND MAINTENANCE OF BARRIERS, FENCING, OTHER APPROPRIATE AND/OR NECESSARY SAFETY FEATURES AND ITEMS NECESSARY TO PROTECT THE PUBLIC FROM THE DEMOLITION ACTIVITIES AND CONSTRUCTION ACTIVITIES. THE CONTRACTOR MUST SAFEGUARD THE SITE AS NECESSARY TO PERFORM THE DEMOLITION IN SUCH A MANNER AS TO PREVENT THE ENTRY OF UNAUTHORIZED PERSONS AT ANY TIME DURING THE DEMOLITION AREA.
8. PRIOR TO THE COMMENCEMENT OF ANY SITE ACTIVITY AND ANY DEMOLITION ACTIVITY, THE CONTRACTOR MUST, IN WRITING, RAISE ANY QUESTIONS CONCERNING THE ACCURACY OR INTENT OF THESE PLANS AND/OR SPECIFICATIONS, ALL CONCERN

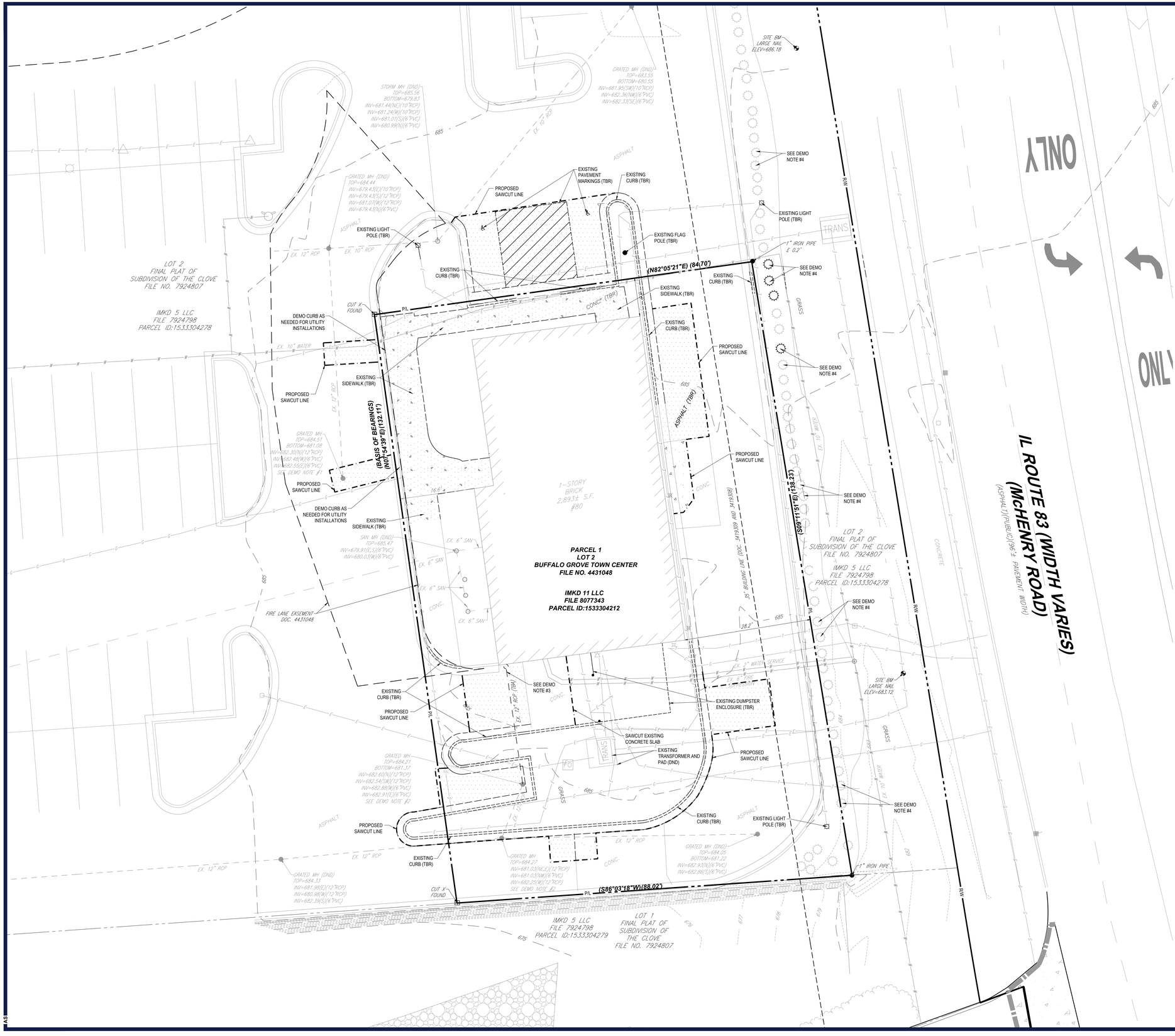

LEGEND

EXISTING	
PROPERTY LINE	
EASEMENT LINE	
SETBACK LINE	
CURB	
UTILITY POLE	
TYPICAL SIGN	
PARKING COUNT	
CONTOUR	170
SPOT ELEVATIONS	TC 516.4 GR 516.4
SANITARY LATERAL	SL
SANITARY MAIN	S
WATER LINE	W
ELECTRIC LINE	E
GAS LINE	G
OVERHEAD WIRE	OH
STORM SEWER	
HYDRANT	
SANITARY MANHOLE	S
STORM MANHOLE	D
WATER VALVE	WV
WATER METER	WM
GAS VALVE	
TYPICAL END SECTION	
ENDWALL	
GRATE INLET	
CURB INLET	
CLEANOUT	

DEMOLITION ABBREVIATIONS

ABBREVIATION	DESCRIPTION
(TBA)	TO BE ABANDONED
(TBR)	TO BE REMOVED
(TBV)	TO BE VACATED
(RELO)	TO BE RELOCATED
(DND)	DO NOT DISTURB

LEGEND

DEMO	
CONCRETE SIDEWALK REMOVAL	
FULL DEPTH ASPHALT REMOVAL	

REFER TO PAVING PLAN FOR PROPOSED SURFACE TREATMENT.

DEMOLITION NOTES

1. ROOF DRAIN CONNECTION TO BE MADE TO EXISTING CATCH BASIN.
2. GRATE TO BE ADJUSTED TO PROPOSED GRADE AS NEEDED.
3. EXISTING 12" ROOF DRAIN TO BE CUT, CAPPED, AND ABANDONED IN PLACE.
4. ALL EXISTING SHRUBS ADJACENT TO IL 83 ARE TO REMAIN EXCEPT FOR THOSE THAT IT IS NECESSARY TO REMOVE FOR THE INSTALLATION OF THE PROPOSED SIDEWALK CONNECTION TO THE IL 83 RIGHT-OF-WAY AND SITE LIGHTING IMPROVEMENTS.

N
W E
S
NAD83

10 5 2.5 0 10
SCALE: 1" = 10'

THIS PLAN TO BE UTILIZED FOR DEMOLITION PURPOSES ONLY

BOHLER
SITE CIVIL AND CONSULTING ENGINEERING
LAND SURVEYING
PROGRAM MANAGEMENT
LANDSCAPE ARCHITECTURE
SUSTAINABLE DESIGN
PERMITTING SERVICES
TRANSPORTATION SERVICES

THE DESIGN, CIVIL DESIGN AND CONTENT OF THESE PLANS IS PROPRIETARY AND SHALL NOT BE COPIED OR USED FOR ANY PURPOSE, WITHOUT PRIOR WRITTEN AUTHORIZATION FROM BOHLER. ONLY APPROVED, SEALED PLANS SHALL BE UTILIZED FOR CONSTRUCTION PURPOSES.
© 2026 BOHLER

REVISIONS

REV	DATE	COMMENT	DRAWN BY / CHECKED BY
1	02/12/2026	PER VILLAGE FINAL ENG COMMENTS #1	ACS / BAS

Call Before You Dig
JULIE
ILLINOIS ONE-CALL SYSTEM
ILLINOIS
YOU MUST CALL 811 BEFORE ANY EXCAVATION WHETHER IT'S ON PRIVATE OR PUBLIC LAND.
1-800-892-0123
www.illinois-1call.com

ISSUED FOR MUNICIPAL & AGENCY REVIEW & APPROVAL

THIS DRAWING IS INTENDED FOR MUNICIPAL AND/OR AGENCY REVIEW AND APPROVAL. IT IS NOT INTENDED AS A CONSTRUCTION DOCUMENT UNLESS INDICATED OTHERWISE.

PROJECT No.:	OHA250005.00-1A
DRAWN BY:	ACS/SS
CHECKED BY:	BAS
DATE:	02/12/2026
CAD I.D.:	P-CIVIL-EXDM

PROJECT:

CIVIL SITE PLANS

FOR

DUTCH BROS

PROPOSED
DUTCH BROS COFFEE

80 MCHENRY ROAD
BUFFALO GROVE, IL 60089
LAKE COUNTY
STORE NO. IL0401

BOHLER
4100 REGENT STREET, SUITE M
COLUMBUS, OH 43219
Phone: (380) 800-4004
www.BohlerEngineering.com

LICENSED PROFESSIONAL ENGINEER
MICHAEL JEITNER
062-075196
STATE OF ILLINOIS

SHEET TITLE:

EXISTING CONDITIONS/ DEMOLITION PLAN

SHEET NUMBER:

C-201

REVISION 1 - 02/12/2026

R:\2025\OHA250005.00\CAD\DRAWINGS\PLAN SETS\CIVIL SITE PLANS\P-CIVIL-EXDM-OHA250005.00-1A-----1LAYOUT C-201 EXDM

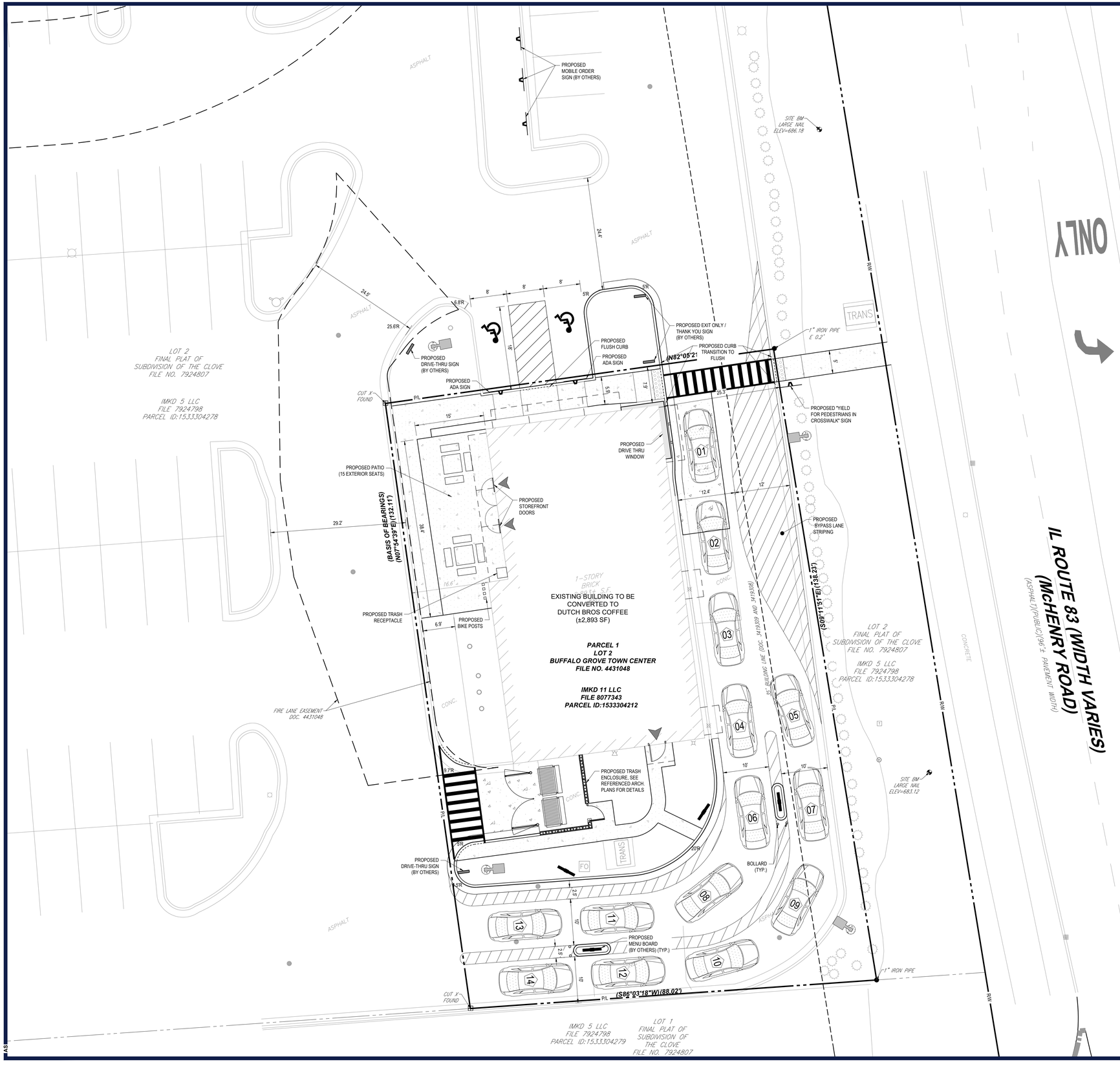

SITE NOTES

(Rev. 9/2024)

1. PROPERTY OWNER:
   IMKD 11 LLC
   700 COMMERCE DRIVE, SUITE 130
   OAK BROOK, IL 60523
2. EXISTING PROPERTY INFORMATION:
   PARCEL NO. 1533304212
   80 MCHENRY ROAD, BUFFALO GROVE, IL 60089
   ZONED B-5
3. APPLICANT/EQUITABLE OWNER:
   DUTCH BROS COFFEE
   C/O LISA SMOLA-HOLLO
   110 SW 4TH STREET, GRANTS PASS, OR 97526
   (248) 719-2484
4. HORIZONTAL DATUM IS BASED ON ILLINOIS STATE PLANES EAST ZONE, NAD 83. VERTICAL DATUM IS NAVD 1988, BENCHMARK: NAIL SET NORTHEAST OF PROPERTY: 686.18, NAIL SET EAST OF PROPERTY: 683.12.
5. BY GRAPHIC PLOTTING ONLY, THE PROPERTY IS LOCATED IN FLOOD HAZARD ZONE X (AREAS DETERMINED TO BE OUTSIDE THE 0.2% ANNUAL CHANCE FLOODPLAIN) AS SHOWN ON THE FLOOD INSURANCE RATE MAP (FIRM) NUMBER 17097C0262K, EFFECTIVE 9/18/2013.
6. ALL PROPOSED PINS AND MONUMENTS SHALL BE PLACED AND CERTIFIED BY A LICENSED ILLINOIS PROFESSIONAL SURVEYOR.

ZONING TABLE

ZONE: B5 - TOWN CENTER PLANNED DISTRICT
USE: DRIVE-THRU FACILITY
PARCEL NO. 1533304212

APPLICANT/ OWNER INFORMATION

APPLICANT:	DUTCH BROS 110 SW 4TH STREET GRANTS PASS, OR 97526
PROPERTY OWNER:	IMKD 11, LLC 700 COMMERCE DRIVE, SUITE 130 OAK BROOK, IL 60523

BULK REQUIREMENTS

ITEM	*PERMITTED*	**PROPOSED**
MIN LOT AREA	435,600 SF (10.0 AC)	11,654 SF (0.27 AC)
MIN YARD SETBACKS		
FRONT YARD	35.0' FROM STREET R/W	48.7'
SIDE YARD	N/A	N/A
REAR YARD	N/A	N/A
MAX PERMITTED HEIGHT	75.0'	22.0'
MAX LOT COVERAGE	2262 SF PERVIOUS (EXISTING)	1474 SF PERVIOUS (PROPOSED)

PARKING REQUIREMENTS

ITEM	*PERMITTED*	**PROPOSED**
MIN STALL SIZE	9' X 18'	9' X 18'
MIN ADA STALL SIZE	FEDERAL REQUIREMENTS	8' X 18'
MIN AISLE WIDTH	24'	> 24'
MIN NUMBER OF STALLS	29	SHARED PARKING (VARIANCE GRANTED)
MIN NUMBER OF ADA STALLS	2	2
EATING AND DRINKING ESTABLISHMENTS WITH DRIVE-THRU: REQUIRED = 1 SPACE/100 SF OF FLOOR AREA + 10 STACKING SPACES PER WINDOW = (2893 SF/100 SF) = 29 SPACES + 10 STACKING SPACES PROVIDED = SHARED PARKING WITH THE CLOVE SHOPPING CENTER, (INCLUDING 2 ADA SPACES) + 14 STACKING SPACES		

NOTE: THE USE OF ILLINOIS ROUTE 83 RIGHT-OF-WAY FOR CONSTRUCTION OF THE PROPOSED SIDEWALK CONNECTION AND OTHER SITE IMPROVEMENTS IS PROHIBITED.





THIS PLAN TO BE UTILIZED FOR SITE LAYOUT PURPOSES ONLY

BOHLER
SITE CIVIL AND CONSULTING ENGINEERING
LAND SURVEYING
PROGRAM MANAGEMENT
LANDSCAPE ARCHITECTURE
ENVIRONMENTAL SERVICES
PERMITTING SERVICES
TRANSPORTATION SERVICES
THE DESIGN, CIVIL DESIGN AND CONTENT OF THESE PLANS ARE PROPRIETARY AND SHALL NOT BE EXPOSED, USED OR MADE AVAILABLE WITHOUT PRIOR WRITTEN AUTHORIZATION FROM BOHLER. ONLY APPROVED, SEALED PLANS SHALL BE UTILIZED FOR CONSTRUCTION PURPOSES.
© BOHLER, INC.

REVISIONS

REV	DATE	COMMENT	DRAWN BY / CHECKED BY
1	02/12/2026	PER VILLAGE FINAL ENG COMMENTS #1	ACS / BAS

Call Before You Dig
JULIE ILLINOIS ONE-CALL SYSTEM
ILLINOIS
YOU MUST CALL 811 BEFORE ANY EXCAVATION WHETHER IT'S ON PRIVATE OR PUBLIC LAND.
1-800-892-0123
www.illinois-1call.com

ISSUED FOR MUNICIPAL & AGENCY REVIEW & APPROVAL

THIS DRAWING IS INTENDED FOR MUNICIPAL AND/OR AGENCY REVIEW AND APPROVAL. IT IS NOT INTENDED AS A CONSTRUCTION DOCUMENT UNLESS INDICATED OTHERWISE.

PROJECT No.: OHA250005.00-1A
DRAWN BY: ACS/SS
CHECKED BY: BAS
DATE: 02/12/2026
CAD I.D.: P-CIVL-SITE

PROJECT:

CIVIL SITE PLANS

FOR

DUTCH BROS

PROPOSED DUTCH BROS COFFEE

80 MCHENRY ROAD
BUFFALO GROVE, IL 60089
LAKE COUNTY
STORE NO. IL0401

BOHLER
4100 REGENT STREET, SUITE M
COLUMBUS, OH 43219
Phone: (380) 800-4004
www.BohlerEngineering.com

LICENSED PROFESSIONAL ENGINEER
MICHAEL JEITNER
062-075196
STATE OF ILLINOIS

SHEET TITLE:

SITE PLAN

SHEET NUMBER:

C-301

REVISION 1 - 02/12/2026

R:\2025\OHA250005.00\CAD\DRAWINGS\PLAN SETS\CIVIL SITE PLANS\P-CIVL-SITE-OHA250005.00-1A------\LAYOUT C-301 SITE

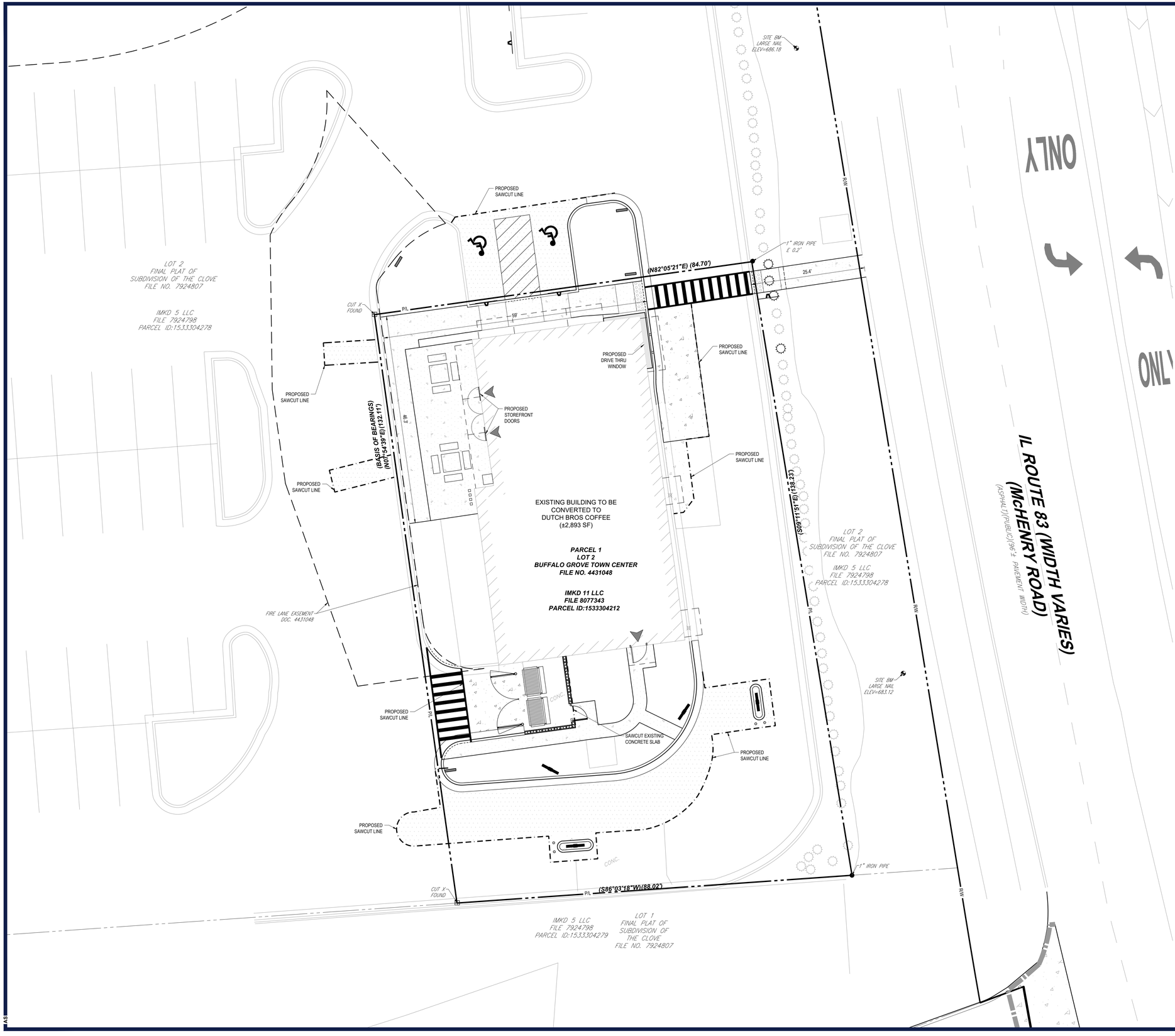

PAVING LEGEND

PROPOSED CONCRETE SIDEWALK	
PROPOSED CONCRETE PAVEMENT	
PROPOSED ASPHALT	

NADB3

10 5 2.5 0 10

SCALE: 1" = 10'

BOHLER

SITE CIVIL AND CONSULTING ENGINEERING
LAND SURVEYING
PROGRAM MANAGEMENT
LANDSCAPE ARCHITECTURE
SUSTAINABLE DESIGN
PERMITTING SERVICES
TRANSPORTATION SERVICES

THE IDEAS AND DESIGNS INCORPORATED ON THIS PLAN/IN THESE SPECIFICATIONS ARE THE PROPRIETARY PROPERTY OF BOHLER (AND/OR THE CONSULTANTS REPRESENTED BY BOHLER) AND ARE NOT TO BE USED IN WHOLE OR IN PART FOR ANY PROJECT OTHER THAN THE ONE FOR WHICH THEY ARE PREPARED AND DEVELOPED, WITHOUT THE PRIOR WRITTEN CONSENT OF BOHLER. VISUAL CONTACT WITH THESE PLANS AND SPECIFICATIONS SHALL CONSTITUTE PRIMA FACIE EVIDENCE OF ACCEPTANCE OF THESE RESTRICTIONS. ANY PUBLICATION OR USE OF THESE PLANS AND SPECIFICATIONS WITHOUT THE WRITTEN AUTHORIZATION FROM BOHLER SHALL BE UNLAWFUL AND VIOLATORS WILL BE PROSECUTED TO THE FULLEST EXTENT OF THE LAW. ONLY DOCUMENTS WITH AN ORIGINAL SEAL AND SIGNATURE IN RED SHALL BE CONSIDERED TO BE AUTHORIZED BY BOHLER. ANY UNAUTHORIZED USE OF THESE PLANS AND SPECIFICATIONS IS AT THE SOLE RISK OF THE USER AND WITHOUT LIABILITY OR LEGAL EXPOSURE TO BOHLER. USE OF THESE PLANS AND SPECIFICATIONS FOR CONSTRUCTION PURPOSES REQUIRES A FULLY EXECUTED AGREEMENT WITH BOHLER.

REVISIONS

REV	DATE	COMMENT	DRAWN BY / CHECKED BY
1	02/12/2026	PER VILLAGE FINAL ENG COMMENTS #1	ACS / BAS

Call Before You Dig
JULIE ILLINOIS ONE-CALL SYSTEM
ILLINOIS
YOU MUST CALL 811 BEFORE ANY EXCAVATION WHETHER IT'S ON PRIVATE OR PUBLIC LAND.
1-800-892-0123
www.illinois-1call.com

ISSUED FOR MUNICIPAL & AGENCY REVIEW & APPROVAL

THIS DRAWING IS INTENDED FOR MUNICIPAL AND/OR AGENCY REVIEW AND APPROVAL. IT IS NOT INTENDED AS A CONSTRUCTION DOCUMENT UNLESS INDICATED OTHERWISE.

PROJECT No.:	OHA250005.00-1A
DRAWN BY:	ACS/SS
CHECKED BY:	BAS
DATE:	02/12/2026
CAD I.D.:	P-CIVL-SITE

PROJECT:

CIVIL SITE PLANS

FOR

DUTCH BROS

PROPOSED DUTCH BROS COFFEE

80 MCHENRY ROAD
BUFFALO GROVE, IL 60089
LAKE COUNTY
STORE NO. IL0401

BOHLER

4100 REGENT STREET, SUITE M
COLUMBUS, OH 43219
Phone: (380) 800-4004

www.BohlerEngineering.com

LICENSED PROFESSIONAL ENGINEER
MICHAEL JEITNER
062-075196
STATE OF ILLINOIS

SHEET TITLE:

PAVING PLAN

SHEET NUMBER:

C-302

REVISION 1 - 02/12/2026

R:\2025\OHA250005.00\CAD\DRAWINGS\PLAN SETS\CIVIL SITE PLANS\P-CIVL-SITE-OHA250005.00-1A.dwg, 2/12/2026 8:46:37 AM, ASHLEY SCHMIDT, C-302 PAVE

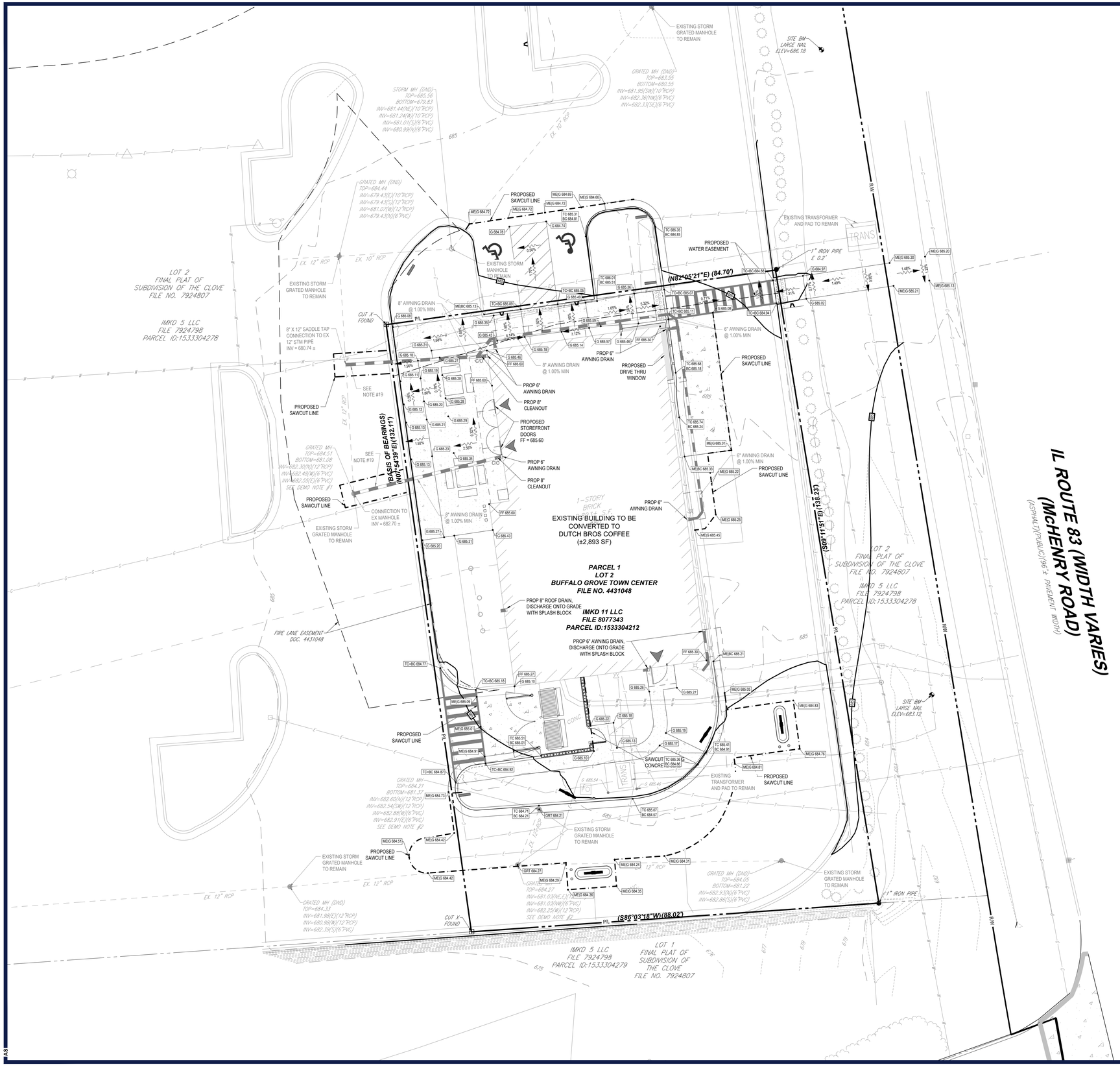

GRADING NOTES

(Rev. 9/2024)

1. PROPOSED TOP OF CURB ELEVATIONS ARE GENERALLY 6" ABOVE PAVEMENT GRADE UNLESS OTHERWISE NOTED.
2. THE CONTRACTOR MUST ENSURE THAT POSITIVE DRAINAGE IS PROVIDED IN BOTH PAVED AND LAWN AREAS AFTER CONSTRUCTION. THE MINIMUM SLOPES FOR IMPROVEMENTS ARE 1% ON ALL CONCRETE SURFACES, 1.5% MINIMUM IN ASPHALT (EXCEPT WHERE ADA LIMITS SLOPE), AND 2% IN LAWN AREAS. ANY LOCALIZED DEPRESSIONS MUST BE ELIMINATED.
3. THE CONTRACTOR MUST ENSURE POSITIVE DRAINAGE AWAY FROM STRUCTURES. WHERE THE GRADING ALONG AND ADJACENT TO A BUILDING ARE SCHEMATIC DUE TO A GENERIC BUILDING FOOTPRINT, THE GRADES MUST BE ADJUSTED BASED ON FINAL ARCHITECTURAL PLANS TO PROVIDE THE MINIMUM REVEAL AS REQUIRED BY THE ARCHITECT AND TO PROVIDE POSITIVE DRAINAGE AWAY FROM THE BUILDING. ALL GRADING AND MINIMUM SLOPES AND SEPARATIONS MUST COMPLY WITH THE LATEST LOCAL AND STATE BUILDING CODES AND ALL OTHER APPLICABLE REQUIREMENTS, RULES, STATUTES, LAWS, ORDINANCES, AND CODES.
4. WHERE SUBGRADE BUILDING AREAS ARE PROVIDED, THE CONTRACTOR MUST DETERMINE THE DEPTH TO GROUNDWATER AT THE LOCATION OF THE PROPOSED SUBGRADE BUILDING AREA. WHERE GROUNDWATER IS ENCOUNTERED AT THE ELEVATION OF THE SUBGRADE BUILDING AREA, APPROPRIATE CONSTRUCTION METHODS SHALL BE EMPLOYED TO PREVENT GROUNDWATER FROM ENTERING THE STRUCTURE(S). IF AND WHERE SUMP PUMPS ARE PROVIDED, ALL DISCHARGES MUST BE CONNECTED TO THE STORM SEWER OR OTHERWISE PROTECTED FROM CAUSING SURFACE RUNOFF EROSION.
5. THE CONTRACTOR SHALL OBTAIN THE SERVICES OF A GEOTECHNICAL ENGINEER AND IMPLEMENT RECOMMENDED STABILIZATION MEASURES FOR ANY CUT SLOPES IN EXCESS OF 2:1 AND/OR FILL SLOPES IN EXCESS OF 3:1.
6. ALL SLOPES 3:1 OR GREATER SHALL BE STABILIZED IN ACCORDANCE WITH THE PLANS OR GEOTECHNICAL SPECIFICATIONS.
7. THE TOP AND BOTTOM OF WALL ELEVATIONS (GH & GL) REPRESENT THE PROPOSED FINISHED GRADE AT THE FACE OF THE TOP AND THE BOTTOM OF THE WALL AND DO NOT REPRESENT THE OVERALL HEIGHT OF THE WALL TO ITS EXTENTS (I.E. ANY CAP UNITS OR COURSES BELOW GRADE INCLUDING FOOTINGS ARE EXCLUDED). WALL FOOTINGS/FOUNDATION ELEVATIONS ARE NOT IDENTIFIED HEREIN AND ARE TO BE SET/DETERMINED BY THE CONTRACTOR BASED ON FINAL STRUCTURE DESIGN SHOP DRAWINGS PREPARED BY THE APPROPRIATE PROFESSIONAL LICENSED IN THE STATE WHERE THE CONSTRUCTION OCCURS. THE CONTRACTOR MUST ENSURE THAT THE WALLS SHOWN HEREON MUST BE DESIGNED BY A LICENSED STRUCTURAL ENGINEER AND THAT SIGNED AND SEALED SHOP DRAWINGS ARE APPROVED BY THE MUNICIPALITY PRIOR TO THEIR CONSTRUCTION. ADDITIONALLY, THE CONTRACTOR SHALL ENSURE THAT FENCING, GUIDERAIL, UTILITIES, AND OTHER SITE FEATURES IN THE VICINITY OF THE WALL(S), SHALL BE CONSIDERED AND INCORPORATED INTO THE RETAINING WALL DESIGNS (BY OTHERS).
8. REMOVAL OF TOPSOIL IS NOT ALLOWED UNLESS APPROVED BY THE MUNICIPALITY OR UNLESS AS SPECIFIED BY THE SITE GEOTECHNICAL ENGINEER DUE TO THE SOIL'S UNSUITABILITY FOR PLACEMENT
9. PAVEMENT MUST BE SAWCUT, STONE SUBBASE COMPACTED, AND THE SAME PAVEMENT SECTION MUST BE USED WHEN PATCHING. INTERNAL ROADWAY CANNOT BE CLOSED AND MUST BE PLATED IF NECESSARY TO ALLOW FOR TRAFFIC.

N
W E
S
NAD83

10 5 2.5 0 10
SCALE: 1" = 10'

THIS PLAN TO BE UTILIZED FOR GRADING, DRAINAGE AND UTILITIES PURPOSES ONLY

BOHLER
SITE CIVIL AND CONSULTING ENGINEERING
LAND SURVEYING
PROGRAM MANAGEMENT
LANDSCAPE ARCHITECTURE
INDUSTRIAL ENGINEERING
PERMITTING SERVICES
TRANSPORTATION SERVICES

THE DESIGN, CIVIL DESIGN AND CONTENT OF THESE PLANS ARE PROPRIETARY AND SHALL NOT BE COPIED OR USED FOR ANY PURPOSE, WITHOUT THE EXPRESS AUTHORIZATION FROM BOHLER. ONLY APPROVED AND SEALED PLANS SHALL BE UTILIZED FOR CONSTRUCTION PURPOSES.
© BOHLER, INC.

REVISIONS

REV	DATE	COMMENT	DRAWN BY / CHECKED BY
1	02/12/2026	PER VILLAGE FINAL ENG COMMENTS #1	ACS / BAS

Call Before You Dig
JULIE ILLINOIS ONE-CALL SYSTEM
ILLINOIS
YOU MUST CALL 811 BEFORE ANY EXCAVATION WHETHER IT'S ON PRIVATE OR PUBLIC LAND.
1-800-892-0123
www.illinois1call.com

ISSUED FOR MUNICIPAL & AGENCY REVIEW & APPROVAL

THIS DRAWING IS INTENDED FOR MUNICIPAL AND/OR AGENCY REVIEW AND APPROVAL. IT IS NOT INTENDED AS A CONSTRUCTION DOCUMENT UNLESS INDICATED OTHERWISE.

PROJECT NO.:	OHA250005.00-1A
DRAWN BY:	ACS/SS
CHECKED BY:	BAS
DATE:	02/12/2026
CAD I.D.:	P-CIVL-GRDR

PROJECT:

CIVIL SITE PLANS

FOR

DUTCH BROS

PROPOSED DUTCH BROS COFFEE

80 MCHENRY ROAD BUFFALO GROVE, IL 60089 LAKE COUNTY STORE NO. IL0401

BOHLER
4100 REGENT STREET, SUITE M
COLUMBUS, OH 43219
Phone: (380) 800-4004
www.BohlerEngineering.com

LICENSED PROFESSIONAL ENGINEER
MICHAEL JEITNER
062-075196
STATE OF ILLINOIS

SHEET TITLE:

GRADING AND DRAINAGE PLAN

SHEET NUMBER:

C-401

REVISION 1 - 02/12/2026

R:\2025\OHA250005.00\CAD\DRAWINGS\PLAN SETS\CIVIL SITE PLAN\SP-CIVIL-GRDR-OHA250005.00-1A.----->LAYOUT: C-401 GRDR
AS

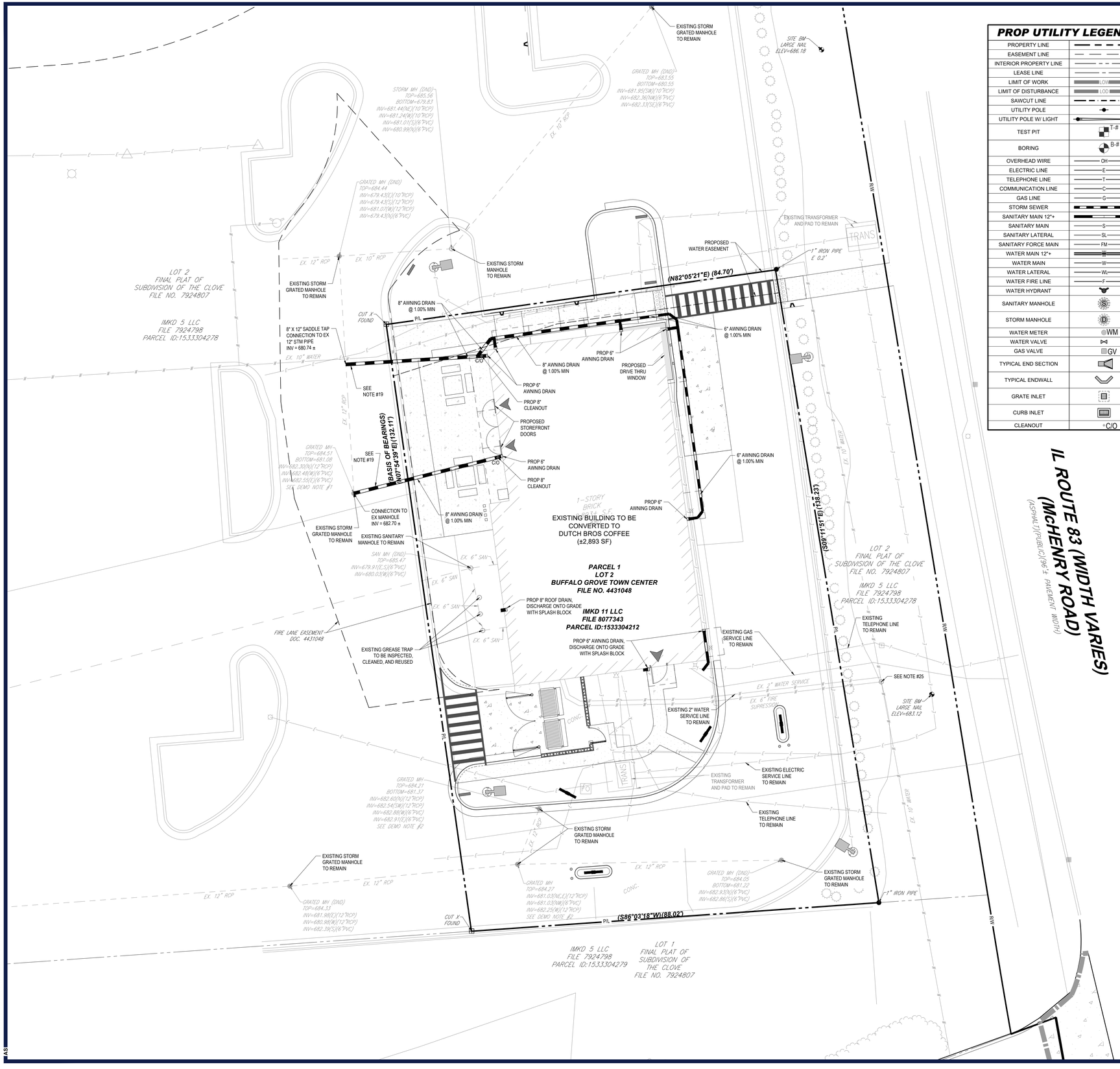

PROP UTILITY LEGEND

PROPERTY LINE	
EASEMENT LINE	
INTERIOR PROPERTY LINE	
LEASE LINE	
LIMIT OF WORK	LOW
LIMIT OF DISTURBANCE	LOD
SAWCUT LINE	
UTILITY POLE	
UTILITY POLE W/ LIGHT	
TEST PIT	T-#
BORING	B-#
OVERHEAD WIRE	OH
ELECTRIC LINE	E
TELEPHONE LINE	T
COMMUNICATION LINE	C
GAS LINE	G
STORM SEWER	
SANITARY MAIN 12"+	
SANITARY MAIN	S
SANITARY LATERAL	SL
SANITARY FORCE MAIN	FM
WATER MAIN 12"+	W
WATER MAIN	W
WATER LATERAL	WL
WATER FIRE LINE	F
WATER HYDRANT	
SANITARY MANHOLE	
STORM MANHOLE	
WATER METER	WM
WATER VALVE	GV
GAS VALVE	
TYPICAL END SECTION	
TYPICAL ENDWALL	
GRATE INLET	
CURB INLET	
CLEANOUT	C/O

DRAINAGE & UTILITY NOTES

(Rev. 9/2024)

1. THESE PLANS INVOLVE BUILDINGS THAT MAY BE BUILT AT A LATER DATE. THE CONTRACTOR MUST EXTEND ALL LINES, INCLUDING, BUT NOT LIMITED TO STORM, SANITARY, TELECOM, GAS, AND ELECTRIC, AND IRRIGATION LINES TO A POINT AT LEAST FIVE FEET (5') BEYOND THE PAVED AREAS FOR WHICH THE CONTRACTOR IS RESPONSIBLE. CONTRACTOR MUST CAP ENDS AS APPROPRIATE, MARK LOCATIONS WITH A STAKE, AND MUST NOTE THE LOCATION OF ALL OF THE ABOVE ON A CLEAN COPY OF A PLAN, WHICH THE CONTRACTOR MUST PROMPTLY PROVIDE TO THE OWNER UPON COMPLETION OF WORK.
2. STORM AND SANITARY PIPE LENGTHS INDICATED IN THE PLANS ARE NOMINAL AND ARE MEASURED FROM THE CENTERS OF INLETS AND MANHOLES.
3. UNLESS OTHERWISE NOTED, ALL NEW UTILITIES/SERVICES, INCLUDING BUT NOT LIMITED TO ELECTRIC, TELEPHONE, TELECOM, GAS, ETC. MUST BE INSTALLED UNDERGROUND. ALL NEW UTILITY SERVICES MUST BE INSTALLED IN ACCORDANCE WITH THE UTILITY SERVICE PROVIDERS' INSTALLATION SPECIFICATIONS AND STANDARDS.
4. THE CONTRACTOR MUST ENSURE THAT ALL UTILITY TRENCHES LOCATED IN EXISTING PAVED ROADWAYS, MUST BE REPAIRED IN ACCORDANCE WITH THE REFERENCED MUNICIPAL, COUNTY, AND/OR DOT DETAILS AS APPLICABLE. CONTRACTOR MUST COORDINATE INSPECTION AND APPROVAL OF COMPLETED WORK WITH THE AGENCY(IES) HAVING JURISDICTION.
5. VARIOUS ASPECTS OF THE UTILITY DESIGNS DEPICTED ON THE PLANS ARE SCHEMATIC IN ORDER TO PROVIDE PLAN CLARITY OR TO CONVEY A DESIGN INTENT. IT IS THE CONTRACTOR'S RESPONSIBILITY TO PROPERLY CONFIGURE ALL STRUCTURES IN ACCORDANCE WITH ALL APPLICABLE STATE AND LOCAL SERVICE PROVIDER, OR MANUFACTURER REQUIREMENTS IN ORDER TO ACHIEVE PROPER SITING, OPERATION, CONNECTIONS, SEPARATIONS, AND ACCESSES. THE CONTRACTOR SHALL REVIEW THE PLAN SPECIFICATIONS AND PREPARE STRUCTURE DESIGNS THAT INCORPORATE ANY AND ALL INTEGRAL COMPONENTS, SUCH AS TRASH RACKS, GATES, VALVES, INTERNAL OR EXTERNAL LININGS, WATER QUALITY DEVICES, SUMPS, RESTRAINTS, STEPS, FRAMES AND GRATES, PIPE/CONDUIT CONNECTIONS, MATERIALS, ETC. SHOULD DISCREPANCIES OR CONFLICTS ARISE UPON THE DESIGN OF THESE STRUCTURES OR INCORPORATION OF THE VARIOUS ELEMENTS, THE CONTRACTOR MUST IMMEDIATELY NOTIFY THE PROFESSIONAL OF RECORD OR BOHLER IN WRITING.

SANITARY SEWER PIPE

6. SANITARY SEWER SERVICE SHALL BE PROVIDED BY THE VILLAGE OF BUFFALO GROVE AND SHALL BE CONSTRUCTED IN ACCORDANCE WITH THE VILLAGE OF BUFFALO GROVE STANDARD SPECIFICATIONS.
7. THE CONTRACTOR MUST NOTIFY, IN WRITING, THE VILLAGE OF BUFFALO GROVE AT LEAST THREE (3) BUSINESS DAYS PRIOR TO INSTALLATION OF THE SANITARY COMPONENTS. FAILURE TO HAVE SANITARY INSTALLATION AND TESTING OBSERVED BY THE VILLAGE OF BUFFALO GROVE MAY REQUIRE RE-EXCAVATION OF THE SANITARY LINE(S), AND RE-TESTING, WHICH WILL BE DONE AT THE SOLE EXPENSE OF THE CONTRACTOR.
8. SANITARY SEWERS CROSSING STREAMS SHALL BE CONFIGURED TO BE NEARLY PERPENDICULAR TO THE STREAM AND SHALL BE PROVIDED WITH A CONCRETE ENCASEMENT FOR THE ENTIRE CROSSING. A MINIMUM OF THREE FEET (3') OF COVER SHALL BE PROVIDED TO THE TOP OF THE ENCASEMENT. IN OTHER WET AREAS, SUCH AS WETLANDS, FLOODPLAINS, OR ALLUVIAL AREAS, ADDITIONAL MEASURES MAY BE REQUIRED, SUCH AS CONCRETE ENCASEMENTS OR ANTI-SEEP COLLARS, AS SPECIFIED ON THE PLANS OR AS REQUIRED BY THE VILLAGE OF BUFFALO GROVE.
9. UNLESS OTHERWISE NOTED, SANITARY MAIN SHALL BE SDR 35 PVC FOR NORMAL DEPTHS AND DUCTILE IRON PIPE (DIP) WHERE ANY PORTION OF A SEWER SEGMENT IS 16' IN DEPTH OR GREATER. SANITARY LATERALS SHALL BE SDR 35 PVC UNLESS INDICATED IN WRITING OTHERWISE.
10. ALL SEWER MAINS AND LATERALS SHALL HAVE A MINIMUM COVER OF FOUR FEET (4'), AS MEASURED FROM THE TOP OF THE PIPE TO THE PROPOSED SURFACE ELEVATION.
11. CLEANOUTS SHALL BE PROVIDED FOR ALL LATERALS LONGER THAN 75' AND REGARDLESS OF LENGTH, SHALL BE PROVIDED AT ALL CHANGES OF DIRECTION. CLEANOUTS SHALL BE THE SAME SIZE AS THE PIPING SERVED BY CLEANOUT, EXCEPT THAT CLEANOUTS FOR PIPING LARGER THAN FOUR INCHES (4") SHALL NOT NEED TO BE LARGER THAN FOUR INCHES (4").
12. SEWERS CONVEYING SANITARY FLOW, COMBINED SANITARY AND STORMWATER FLOW, OR INDUSTRIAL FLOW MUST BE SEPARATED FROM WATER MAINS BY A DISTANCE OF AT LEAST TEN FEET (10') HORIZONTALLY. IF SUCH HORIZONTAL SEPARATION IS NOT POSSIBLE, THE PIPES MUST BE IN SEPARATE TRENCHES WITH AT LEAST 18" BELOW THE BOTTOM OF THE WATER MAIN, OR SUCH OTHER SEPARATION AS APPROVED BY THE GOVERNING AGENCY WITH JURISDICTION OVER SAME. WHERE APPROPRIATE SEPARATION IS NOT POSSIBLE, THE SEWER MUST BE ENCASED IN CONCRETE, OR CONSTRUCTED OF DIP USING MECHANICAL OR SLIP-ON JOINTS FOR A DISTANCE OF AT LEAST TEN FEET (10') ON EITHER SIDE OF THE CROSSING. IN ADDITION, ONE FULL LENGTH OF SEWER PIPE SHOULD BE LOCATED SO BOTH JOINTS WILL BE AS FAR FROM THE WATER LINE AS POSSIBLE. WHERE A WATER MAIN CROSSES UNDER A SEWER, ADEQUATE STRUCTURAL SUPPORT FOR THE SEWER MUST BE PROVIDED.
13. NO TREES SHALL BE LOCATED WITHIN TEN FEET (10') OF SANITARY SEWER MAINS OR LATERALS.

STORM DRAINAGE

14. UNLESS INDICATED OTHERWISE, MAINLINE (15" OR LARGER) STORM SEWER PIPE SHALL BE DUAL WALL, TYPE S, HIGH-DENSITY POLYETHYLENE (HDPE) OR POLYPROPYLENE (PP) PIPE WITH SMOOTH INTERIORS AND ANNULAR CORRUGATIONS WITH SOIL TIGHT JOINTS. FOR APPLICATIONS OUTSIDE OF STATE DOT ROADWAYS, DEPENDENT UPON COST AND AVAILABILITY, PRODUCTS USING RECYCLED RESIN ARE PREFERRED; WHEREAS IN STATE DOT APPLICATIONS, ONLY PRODUCTS WITH VIRGIN RESIN ARE TO BE USED, UNLESS OTHERWISE APPROVED BY THE STATE DOT. STORM PIPES SMALLER THAN 15", SUCH AS ROOF DRAINS AND UNDERDRAINS, SHALL BE HDPE, PP, AND PVC (SDR 35 OR SCHEDULE 40), UNLESS OTHERWISE NOTED. PIPE MUST CONFORM TO THE FOLLOWING: 4" TO 60" (VIRGIN RESIN) HDPE: AASHTO M252 (4" TO 12"), AASHTO M294 (12" TO 60"). 4" TO 60" (RECYCLED RESIN) HDPE: ASTM F2306 AND ASTM F2648. 12" TO 60" PP PIPE MUST CONFORM TO ASTM F2881 AND AASHTO M330. JOINT GASKETS MUST CONFORM TO ASTM F477. WATER-TIGHT JOINTS ADHERING TO ASTM D3212 SHALL BE PROVIDED WHEN RECOMMENDED BY A GEOTECHNICAL ENGINEER, AND/OR WHEN SITES ARE UNDERLAIN WITH KARST GEOLOGY, WHEN GROUNDWATER SEEPAGE SHOULD BE PREVENTED, AND WHERE THERE ARE ENVIRONMENTAL CONCERNS.
15. A MINIMUM OF TEN FEET (10') OF HORIZONTAL SEPARATION SHALL BE PROVIDED BETWEEN STORM STRUCTURES AND OTHER UTILITIES. A MINIMUM OF 18" OF VERTICAL CLEARANCE SHALL BE PROVIDED BETWEEN WATER MAIN AND STORM SEWER.
16. UNLESS SPECIFIC MUNICIPAL DETAILS DICTATE OTHERWISE, ALL STORM STRUCTURES SHALL BE CONSTRUCTED IN ACCORDANCE WITH THE MOST RECENT REVISION OF THE OHIO DOT STANDARD CONSTRUCTION DRAWINGS.
17. ALL INLETS SHALL BE PROVIDED WITH BICYCLE SAFE GRATES.
18. ALL STORM PIPE CONNECTIONS TO STRUCTURES SHALL BE MADE WATER TIGHT.
19. PAVEMENT MUST BE SAWCUT, STONE SUBBASE COMPACTED, AND THE SAME PAVEMENT SECTION MUST BE USED WHEN PATCHING. INTERNAL ROADWAY CANNOT BE CLOSED AND MUST BE PLATED TO ALLOW FOR TRAFFIC.

WATER

20. WATER SERVICE SHALL BE PROVIDED BY THE VILLAGE OF BUFFALO GROVE AND SHALL BE CONSTRUCTED IN ACCORDANCE WITH THE VILLAGE OF BUFFALO GROVE STANDARD SPECIFICATIONS.
21. THE WATER MAIN PIPING MUST BE INSTALLED IN ACCORDANCE WITH THE REQUIREMENTS AND SPECIFICATIONS OF THE LOCAL WATER AUTHORITY. ABSENT SPECIFIC REQUIREMENTS, WATER MAIN PIPING SHALL BE CEMENT LINED DUCTILE IRON PIPE (DIP) WITH A MINIMUM THICKNESS CLASS 52. ALL PIPE AND APPURTENANCES SHALL COMPLY WITH THE APPLICABLE AWWA STANDARDS IN EFFECT AT THE TIME OF APPLICATION.
22. ALL WATER MAINS AND SERVICE LINES SHALL HAVE A MINIMUM COVER OF FOUR FEET (4'), AS MEASURED FROM THE TOP OF THE PIPE TO THE PROPOSED SURFACE ELEVATION.
23. WATER MAINS AND LATERALS SHALL BE HORIZONTALLY SEPARATED FROM STORM STRUCTURES BY A MINIMUM OF TEN FEET (10'). A MINIMUM OF 18" OF VERTICAL CLEARANCE SHALL BE PROVIDED BETWEEN WATER MAIN AND STORM SEWER.
24. WATER JOINTS SHALL BE MECHANICAL JOINTS WITH THRUST BLOCKING AT ALL CHANGES IN DIRECTION, AND/OR AS DEFINED IN THE SPECIFICATIONS/DETAILS.
25. THE EXISTING WATER VALVE AND BUFFALO BOX FOR THE EXISTING WATER SERVICES SHALL BE LOCATED AND RAISED TO GRADE.





THIS PLAN TO BE UTILIZED FOR UTILITIES PURPOSES ONLY

BOHLER
SITE CIVIL AND CONSULTING ENGINEERING
LAND SURVEYING
PROGRAM MANAGEMENT
LANDSCAPE ARCHITECTURE
ENVIRONMENTAL SERVICES
PERMITTING SERVICES
TRANSPORTATION SERVICES

THE DESIGN, IDEAS AND CONCEPTS OF THESE PLANS (REGARDLESS OF MEDIA) ARE, AND SHALL REMAIN THE PROPERTY OF BOHLER, AND SHALL NOT BE USED OR DISCLOSED TO ANY OTHER PERSON OR ENTITY WITHOUT THE EXPRESS WRITTEN AUTHORIZATION FROM BOHLER. ONLY APPROVED, SIGNED & SEALED PLANS SHALL BE UTILIZED FOR CONSTRUCTION PURPOSES.
© 2026 BOHLER, INC.

REVISIONS

REV	DATE	COMMENT	DRAWN BY / CHECKED BY
1	02/12/2026	PER VILLAGE FINAL ENG COMMENTS #1	ACS / BAS

Call Before You Dig
JULIE ILLINOIS ONE-CALL SYSTEM
ILLINOIS
YOU MUST CALL 811 BEFORE ANY EXCAVATION WHETHER IT'S ON PRIVATE OR PUBLIC LAND.
1-800-892-0123
www.illinois-1call.com

ISSUED FOR MUNICIPAL & AGENCY REVIEW & APPROVAL

THIS DRAWING IS INTENDED FOR MUNICIPAL AND/OR AGENCY REVIEW AND APPROVAL. IT IS NOT INTENDED AS A CONSTRUCTION DOCUMENT UNLESS INDICATED OTHERWISE.

PROJECT NO.:	OHA250005.00-1A
DRAWN BY:	ACS/SS
CHECKED BY:	BAS
DATE:	02/12/2026
CAD I.D.:	P-CIVL-UTIL

PROJECT:

CIVIL SITE PLANS

FOR

DUTCH BROS

PROPOSED DUTCH BROS COFFEE

80 MCHENRY ROAD BUFFALO GROVE, IL 60089 LAKE COUNTY STORE NO. IL0401

BOHLER
4100 REGENT STREET, SUITE M
COLUMBUS, OH 43219
Phone: (380) 800-4004
www.BohlerEngineering.com

LICENSED PROFESSIONAL ENGINEER
MICHAEL JEITNER
062-075196
STATE OF ILLINOIS

SHEET TITLE:

UTILITY PLAN

SHEET NUMBER:

C-501

REVISION 1 - 02/12/2026

R:\2025\OHA250005.00\CAD\DRAWINGS\PLAN SETS\CIVIL SITE PLANS\P-CIVL-UTIL-OHA250005.00-1A.——>LAYOUT: C-501 UTIL
ASI

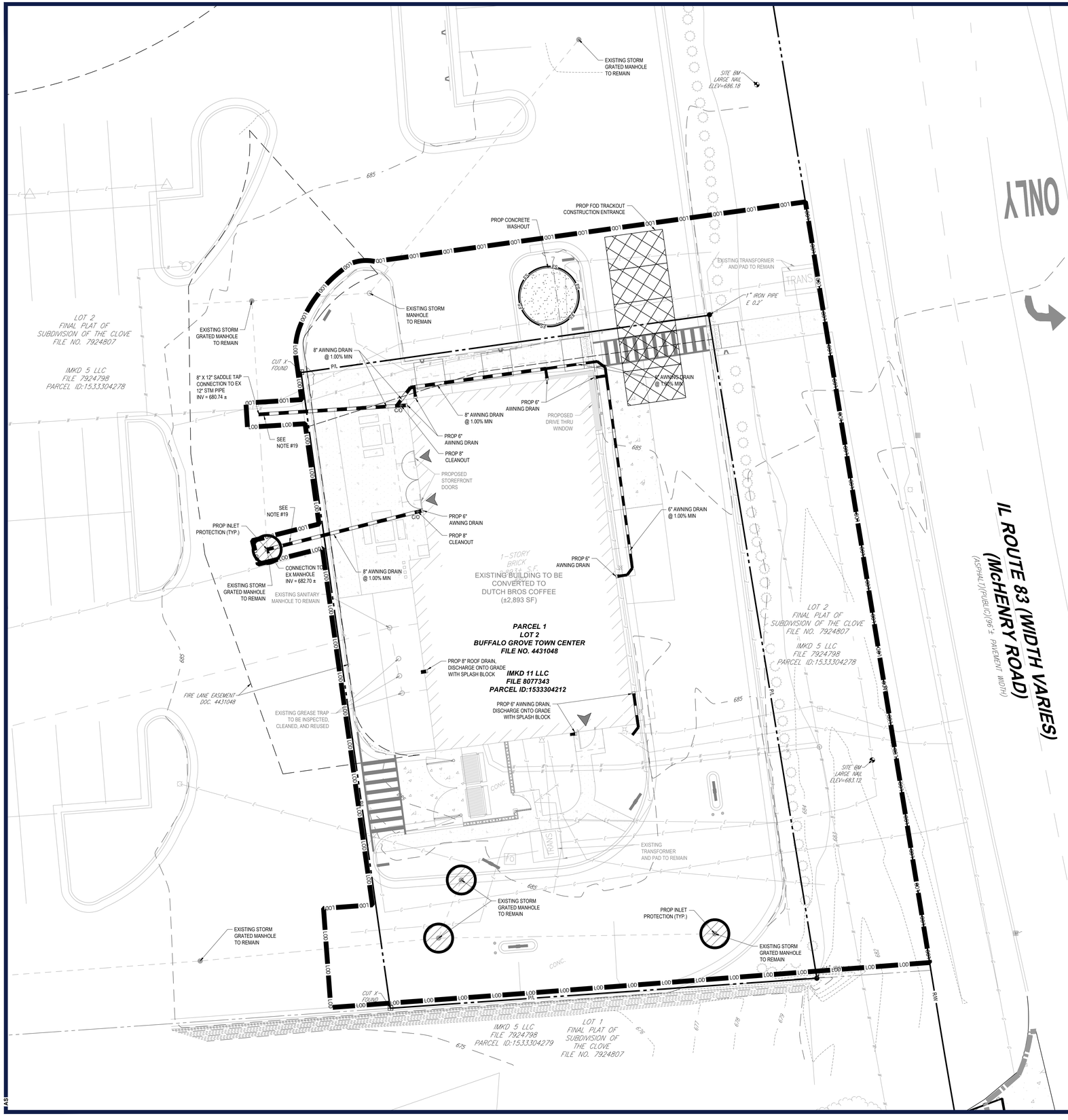

LAKE COUNTY STORMWATER MANAGEMENT COMMISSION SOIL EROSION AND SEDIMENT CONTROL CONSTRUCTION NOTES

A. SEDIMENT CONTROL MEASURES SHALL BE INSTALLED PRIOR TO THE COMMENCEMENT OF HYDROLOGIC DISTURBANCE OF UPLAND AREAS.

B. FOR THOSE DEVELOPMENTS THAT REQUIRE A DESIGNATED EROSION CONTROL INSPECTOR (DECI), INSPECTIONS AND DOCUMENTATION SHALL BE PERFORMED, AT A MINIMUM:

- UPON COMPLETION OF SEDIMENT AND RUNOFF CONTROL MEASURES (INCLUDING PERIMETER CONTROLS AND DIVERSIONS), PRIOR TO PROCEEDING WITH ANY OTHER EARTH DISTURBANCE OR GRADING.
- AFTER EVERY SEVEN (7) CALENDAR DAYS OR STORM EVENT WITH GREATER THAN 0.5 INCH OF RAINFALL OR LIQUID EQUIVALENT PRECIPITATION.

C. SOIL DISTURBANCE SHALL BE CONDUCTED IN SUCH A MANNER AS TO MINIMIZE EROSION. IF STRIPPING, CLEARING, GRADING, OR LANDSCAPING ARE TO BE DONE IN PHASES, THE PERMITTEE SHALL PLAN FOR APPROPRIATE SOIL EROSION AND SEDIMENT CONTROL MEASURES.

D. A STABILIZED MAT OF CRUSHED STONE MEETING IDOT GRADATION CA 1 UNDERLAIN WITH FILTER FABRIC AND IN ACCORDANCE WITH THE ILLINOIS URBAN MANUAL, OR OTHER APPROPRIATE MEASURE(S) AS APPROVED BY THE ENFORCEMENT OFFICER, SHALL BE INSTALLED AT ANY POINT WHERE TRAFFIC WILL BE ENTERING OR LEAVING A CONSTRUCTION SITE. SEDIMENT OR SOIL REACHING AN IMPROVED PUBLIC RIGHT OF WAY,STREET, ALLEY OR PARKING AREA SHALL BE REMOVED BY SCRAPING OR STREET CLEANING AS ACCUMULATIONS WARRANT AND TRANSPORTED TO A CONTROLLED SEDIMENT DISPOSAL AREA.

E. TEMPORARY DIVERSIONS SHALL BE CONSTRUCTED AS NECESSARY TO DIRECT ALL RUNOFF FROM HYDROLOGICALLY DISTURBED AREAS TO AN APPROPRIATE SEDIMENT TRAP OR BASIN.

F. DISTURBED AREAS SHALL BE STABILIZED WITH TEMPORARY OR PERMANENT MEASURES WITHIN SEVEN (7) CALENDAR DAYS FOLLOWING THE END OF ACTIVE HYDROLOGIC DISTURBANCE OR REDISTURBANCE.

G. ALL STOCKPILES SHALL HAVE APPROPRIATE MEASURES TO PREVENT EROSION. STOCKPILES SHALL NOT BE PLACED IN FLOOD PRONE AREAS OR WETLANDS AND DESIGNATED BUFFERS.

H. SLOPES STEEPER THAN 3H:1V SHALL BE STABILIZED WITH APPROPRIATE MEASURESAS APPROVED BY THE ENFORCEMENT OFFICER.

I. APPROPRIATE EROSION CONTROL BLANKET SHALL BE INSTALLED ON ALL INTERIOR DETENTION BASIN SIDE SLOPES BETWEEN THE NORMAL WATER LEVEL AND HIGH WATER LEVEL.

J. STORM SEWERS THAT ARE OR WILL BE FUNCTIONING DURING CONSTRUCTION SHALL BE PROTECTED BY AN APPROPRIATE SEDIMENT CONTROL MEASURE.

K. IF DEWATERING SERVICES ARE USED, ADJOINING PROPERTIES AND DISCHARGE LOCATIONS SHALL BE PROTECTED FROM EROSION AND SEDIMENTATION. DISCHARGES SHALL BE ROUTED THROUGH AN APPROVED ANIONIC POLYMER DEWATERING SYSTEM OR A SIMILAR MEASURE AS APPROVED BY THE ENFORCEMENT OFFICER. DEWATERING SYSTEMS SHOULD BE INSPECTED DAILY DURING OPERATIONAL PERIODS. THE ENFORCEMENT OFFICER, OR APPROVED REPRESENTATIVE, MUST BE PRESENT AT THE COMMENCEMENT OF DEWATERING ACTIVITIES.

L. IF INSTALLED SOIL EROSION AND SEDIMENT CONTROL MEASURES DO NOT MINIMIZE SEDIMENT LEAVING THE DEVELOPMENT SITE, ADDITIONAL MEASURES SUCH AS ANIONIC POLYMERS OR FILTRATION SYSTEMS MAY BE REQUIRED BY THE ENFORCEMENT OFFICER.

M. ALL TEMPORARY AND PERMANENT EROSION CONTROL MEASURES MUST BE MAINTAINED AND REPAIRED AS NEEDED. THE PROPERTY OWNER SHALL BE ULTIMATELY RESPONSIBLE FOR MAINTENANCE AND REPAIR.

N. ALL TEMPORARY SEDIMENT CONTROL MEASURES SHALL BE REMOVED WITHIN 30 DAYS AFTER FINAL SITE STABILIZATION IS ACHIEVED OR AFTER THE TEMPORARY MEASURES ARE NO LONGER NEEDED.

O. THE EROSION CONTROL MEASURES INDICATED ON THE PLANS ARE THE MINIMUM REQUIREMENTS. ADDITIONAL MEASURES MAY BE REQUIRED, AS DIRECTED BY THE ENGINEER, ENFORCEMENT OFFICER, OR OTHER GOVERNING AGENCY.

LEGEND	
E&S BMP'S	
LIMITS OF DISTURBANCE	LOD
FOD MAT CONSTRUCTION ENTRANCE	
INLET PROTECTION	

N
W E
S
NAD83

10 5 2.5 0 10
SCALE: 1" = 10'

THIS PLAN TO BE UTILIZED FOR SOIL EROSION AND SEDIMENT CONTROL PURPOSES ONLY

BOHLER
SITE CIVIL AND CONSULTING ENGINEERING
LAND SURVEYING
PROGRAM MANAGEMENT
LANDSCAPE ARCHITECTURE
SUSTAINABLE DESIGN
PERMITTING SERVICES
TRANSPORTATION SERVICES

THE BOHLER CIVIL DESIGN AND CONTENT OF THESE PLANS, TECHNOLOGY AND DATA, NOT BE EXPOSED OR USED FOR ANY PURPOSE, WITHOUT THE EXPRESS AUTHORIZATION FROM BOHLER. ONLY APPROVED AND SEALED PLANS SHALL BE UTILIZED FOR CONSTRUCTION PURPOSES. © BOHLER

REVISIONS

REV	DATE	COMMENT	DRAWN BY / CHECKED BY
1	02/12/2026	PER VILLAGE FINAL ENG COMMENTS #1	ACS / BAS

Call Before You Dig
JULIE ILLINOIS ONE-CALL SYSTEM
ILLINOIS
YOU MUST CALL 811 BEFORE ANY EXCAVATION WHETHER IT'S ON PRIVATE OR PUBLIC LAND.
1-800-892-0123
www.illinois-1call.com

ISSUED FOR MUNICIPAL & AGENCY REVIEW & APPROVAL

THIS DRAWING IS INTENDED FOR MUNICIPAL AND/OR AGENCY REVIEW AND APPROVAL. IT IS NOT INTENDED AS A CONSTRUCTION DOCUMENT UNLESS INDICATED OTHERWISE.

PROJECT No.:	OHA250005.00-1A
DRAWN BY:	ACS/SS
CHECKED BY:	BAS
DATE:	02/12/2026
CAD I.D.:	P-CIVIL-EROS

PROJECT:

CIVIL SITE PLANS

FOR

DUTCH BROS

PROPOSED DUTCH BROS COFFEE

80 MCHENRY ROAD
BUFFALO GROVE, IL 60089
LAKE COUNTY
STORE NO. IL0401

BOHLER
4100 REGENT STREET, SUITE M
COLUMBUS, OH 43219
Phone: (380) 800-4004
www.BohlerEngineering.com

LICENSED PROFESSIONAL ENGINEER
MICHAEL JEITNER
062-075196
STATE OF ILLINOIS

SHEET TITLE:

SOIL EROSION AND SEDIMENT CONTROL PLAN

SHEET NUMBER:

C-801

REVISION 1 - 02/12/2026

R:\2025\OHA250005.00\CAD\DRAWINGS\PLAN SETS\CIVIL SITE PLANS\P-CIVIL-EROS-OHA250005.00-1A.....LAYOUT: C-801 EROS

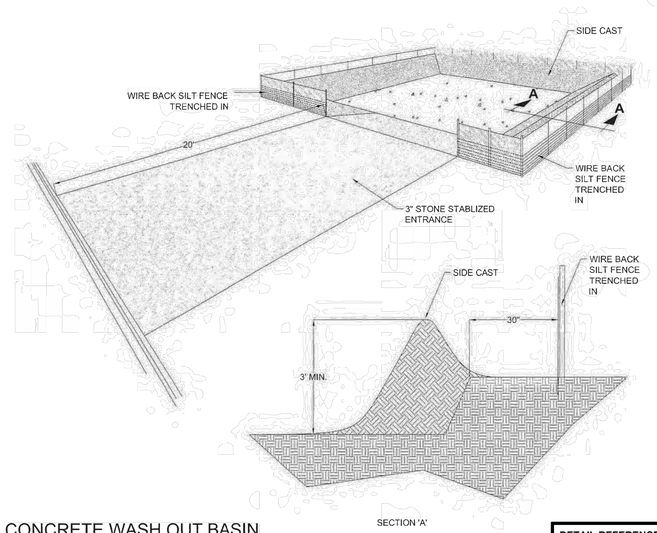

SECTION 'A'

CONCRETE WASH OUT BASIN

DETAIL REFERENCE:
DETAIL PROVIDED/PREPARED BY OTHERS.

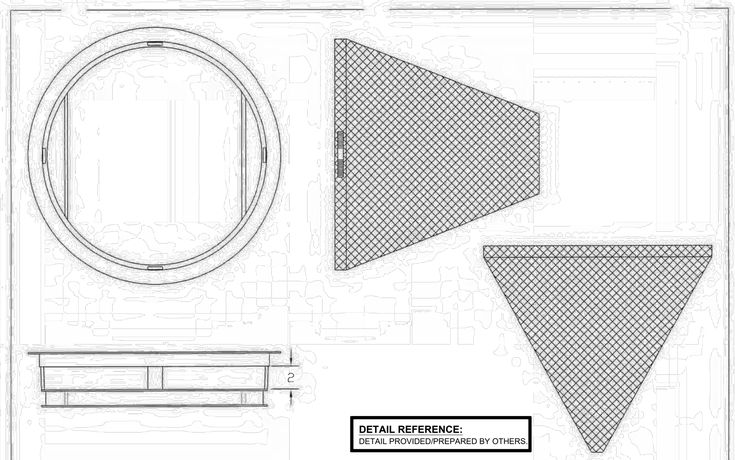

DETAIL REFERENCE:
DETAIL PROVIDED/PREPARED BY OTHERS.

GENERAL NOTES:
FRAME: Top flange fabricated from 1¼"x1¼"x⅛" angle. Base rim fabricated from 1½"x½"x⅛" channel. Handles and suspension brackets fabricated from 1¼"x¼" flat stock. All steel conforming to ASTM-A36.
SEDIMENT BAG: Bag fabricated from 4 oz./sqyd. non-woven polypropylene geotextile reinforced with polyester mesh. Bag secured to base rim with a stainless steel band and lock.

DATE	REVISIONS
01-11-02	Original

Typical Round Catch-All

Marathon Materials, Inc.

FODS TRACKOUT CONTROL SYSTEM INSTALLATION GUIDE

FODS

THE PURPOSE AND DESIGN OF THE FODS TRACKOUT CONTROL SYSTEM IS TO EFFECTIVELY REMOVE MOST SEDIMENT FROM VEHICLE TIRES AS THEY EXIT A DISTURBED LAND AREA ONTO A PAVED STREET. THIS MANUAL IS A PLATFORM FROM WHICH TO INSTALL A FODS TRACKOUT CONTROL SYSTEM. (NOTE: THIS IS NOT A ONE SIZE FITS ALL GUIDE.) THE INSTALLATION MAY NEED TO BE MODIFIED TO MEET THE EXISTING CONDITIONS, EXPECTATIONS, OR DEMANDS OF A PARTICULAR SITE. THIS IS A GUIDELINE. ULTIMATELY THE FODS TRACKOUT CONTROL SYSTEM SHOULD BE INSTALLED SAFELY WITH PROPER ANCHORING AND SIGNS PLACED AT THE ENTRANCE AND EXIT TO CAUTION USERS AND OTHERS.

KEY NOTES:

A. FODS TRACKOUT CONTROL SYSTEM MAT.
B. FODS SAFETY SIGN.
C. ANCHOR POINT.
D. SILT OR ORANGE CONSTRUCTION FENCE.

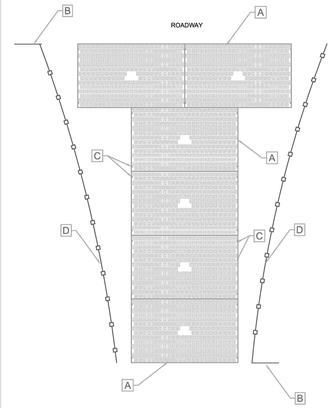

TYPICAL ONE-LANE LAYOUT

INSTALLATION:
1. THE SITE WHERE THE FODS TRACKOUT CONTROL SYSTEM IS TO BE PLACED SHOULD CORRESPOND TO BEST MANAGEMENT PRACTICES AS MUCH AS POSSIBLE. THE SITE WHERE FODS TRACKOUT CONTROL SYSTEM IS PLACED SHOULD ALSO MEET OR EXCEED THE LOCAL JURISDICTION OR STORM WATER POLLUTION PREVENTION PLAN (SWPPP) REQUIREMENTS.
2. CALL FOR UTILITY LOCATES 3 BUSINESS DAYS IN ADVANCE OF THE OF FODS TRACKOUT CONTROL SYSTEM INSTALLATION FOR THE MARKING OF UNDERGROUND UTILITIES. CALL THE UTILITY NOTIFICATION CENTER AT 811.
3. ONCE THE SITE IS ESTABLISHED WHERE FODS TRACKOUT CONTROL SYSTEM IS TO BE PLACED, ANY EXCESSIVE UNEVEN TERRAIN SHOULD BE LEVELED OUT OR REMOVED SUCH AS LARGE ROCKS, LANDSCAPING MATERIALS, OR SUDDEN ABRUPT CHANGES IN ELEVATION.
4. THE INDIVIDUAL MATS CAN START TO BE PLACED INTO POSITION. THE FIRST MAT SHOULD BE PLACED NEXT TO THE CLOSEST POINT OF EGRESS. THIS WILL ENSURE THAT THE VEHICLE WILL EXIT STRAIGHT FROM THE SITE ONTO THE PAVED SURFACE.
8. AFTER THE FIRST MAT IS PLACED DOWN IN THE PROPER LOCATION, MATS SHOULD BE ANCHORED TO PREVENT THE POTENTIAL MOVEMENT WHILE THE ADJOINING MATS ARE INSTALLED. ANCHORS SHOULD BE PLACED AT EVERY ANCHOR POINT (IF FEASIBLE) TO HELP MAINTAIN THE MAT IN ITS CURRENT POSITION.
9. AFTER THE FIRST MAT IS ANCHORED IN ITS PROPER PLACE, AN H BRACKET SHOULD BE PLACED AT THE END OF THE FIRST MAT BEFORE ANOTHER MAT IS PLACED ADJACENT TO THE FIRST MAT.
10. ONCE THE SECOND MAT IS PLACED ADJACENT TO THE FIRST MAT, MAKE SURE THE H BRACKET IS CORRECTLY SITUATED BETWEEN THE TWO MATS, AND SLIDE MATS TOGETHER.
11. NEXT THE CONNECTOR STRAPS SHOULD BE INSTALLED TO CONNECT THE TWO MATS TOGETHER.
12. UPON PLACEMENT OF EACH NEW MAT IN THE SYSTEM, THAT MAT SHOULD BE ANCHORED AT EVERY ANCHOR POINT TO HELP STABILIZE THE MAT AND ENSURE THE SYSTEM IS CONTINUOUS WITH NO GAPS IN BETWEEN THE MATS.
13. SUCCESSIVE MATS CAN THEN BE PLACED TO CREATE THE FODS TRACKOUT CONTROL SYSTEM REPEATING THE ABOVE STEPS.

USE AND MAINTENANCE
1. VEHICLES SHOULD TRAVEL DOWN THE LENGTH OF THE TRACKOUT CONTROL SYSTEM AND NOT CUT ACROSS THE MATS.
2. DRIVERS SHOULD TURN THE WHEEL OF THEIR VEHICLES SUCH THAT THE VEHICLE WILL MAKE A SHALLOW S-TURN ROUTE DOWN THE LENGTH OF THE FODS TRACKOUT CONTROL SYSTEM.
3. MATS SHOULD BE CLEANED ONCE THE VOIDS BETWEEN THE PYRAMIDS BECOME FULL OF SEDIMENT. TYPICALLY THIS WILL NEED TO BE PERFORMED WITHIN TWO WEEKS AFTER A STORM EVENT. BRUSHING IS THE PREFERRED METHOD OF CLEANING, EITHER MANUALLY OR MECHANICALLY.
4. THE USE OF ICE MELT, ROCK SALT, SNOW MELT, DE-ICER, ETC. SHOULD BE UTILIZED AS NECESSARY DURING THE WINTER MONTHS AND AFTER A SNOW EVENT TO PREVENT ICE BUILDUP.

REMOVAL
1. REMOVAL OF FODS TRACKOUT CONTROL SYSTEM IS REVERSE ORDER OF INSTALLATION.
2. STARTING WITH THE LAST MAT, THE MAT THAT IS PLACED AT THE INNERMOST POINT OF THE SITE OR THE MAT FURTHEST FROM THE EXIT OR PAVED SURFACE SHOULD BE REMOVED FIRST.
3. THE ANCHORS SHOULD BE REMOVED.
4. THE CONNECTOR STRAPS SHOULD BE UNBOLTED AT ALL LOCATIONS IN THE FODS TRACKOUT CONTROL SYSTEM.
5. STARTING WITH THE LAST MAT IN THE SYSTEM, EACH SUCCESSIVE MAT SHOULD THEN BE MOVED AND STACKED FOR LOADING BY FORKLIFT OR EXCAVATOR ONTO A TRUCK FOR REMOVAL FROM THE SITE.

DETAIL REFERENCE:
DETAIL PROVIDED/PREPARED BY OTHERS.

BOHLER
SITE CIVIL AND CONSULTING ENGINEERING
LAND SURVEYING
PROGRAM MANAGEMENT
LANDSCAPE ARCHITECTURE
ENVIRONMENTAL SERVICES
PERMITTING SERVICES
TRANSPORTATION SERVICES
THE DESIGN, IDEAS AND CONCEPTS OF THIS PLANS, SPECIFICATIONS AND DETAILS, NOT BE EXPRESS OR IMPLIED, ARE OWNED BY BOHLER AND SHALL NOT BE USED OR DISCLOSED FOR ANY PURPOSE, WITHOUT THE WRITTEN AUTHORIZATION FROM BOHLER. ONLY APPROVED, SEALED PLANS SHALL BE UTILIZED FOR CONSTRUCTION PURPOSES.
© BOHLER

REVISIONS

REV	DATE	COMMENT	DRAWN BY / CHECKED BY
1	02/12/2026	PER VILLAGE FINAL ENG COMMENTS #1	ACS / BAS

Call Before You Dig
JULIE ILLINOIS ONE-CALL SYSTEM
ILLINOIS
YOU MUST CALL 811 BEFORE ANY EXCAVATION WHETHER IT'S ON PRIVATE OR PUBLIC LAND.
1-800-892-0123
www.illinois-1call.com

ISSUED FOR MUNICIPAL & AGENCY REVIEW & APPROVAL

THIS DRAWING IS INTENDED FOR MUNICIPAL AND/OR AGENCY REVIEW AND APPROVAL. IT IS NOT INTENDED AS A CONSTRUCTION DOCUMENT UNLESS INDICATED OTHERWISE.

PROJECT No.:	OHA250005.00-1A
DRAWN BY:	ACS/SS
CHECKED BY:	BAS
DATE:	02/12/2026
CAD I.D.:	P-CIVL-CNDS

PROJECT:

CIVIL SITE PLANS

FOR

DUTCH BROS

PROPOSED
DUTCH BROS COFFEE

80 MCHENRY ROAD
BUFFALO GROVE, IL 60089
LAKE COUNTY
STORE NO. IL0401

BOHLER
4100 REGENT STREET, SUITE M
COLUMBUS, OH 43219
Phone: (380) 800-4004
www.BohlerEngineering.com

LICENSED PROFESSIONAL ENGINEER
MICHAEL JEITNER
062-075196
STATE OF ILLINOIS

SHEET TITLE:
EROSION AND SEDIMENT CONTROL NOTES AND DETAILS

SHEET NUMBER:
C-802

REVISION 1 - 02/12/2026

R:\2025\OHA250005.00\CAD\DRAWINGS\PLAN SETS\CIVIL SITE PLANS\P-CIVL-CNDS-OHA250005.00-1A-----LAYOUT: C-802 EROD

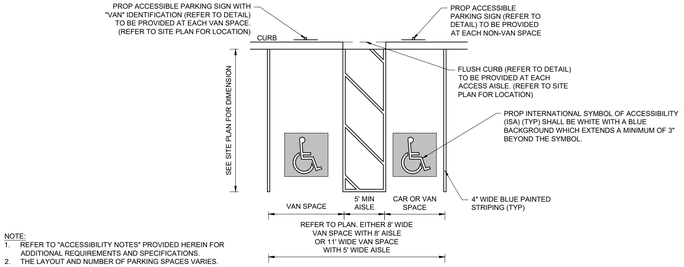

NOTE:
1. REFER TO "ACCESSIBILITY NOTES" PROVIDED HEREIN FOR ADDITIONAL REQUIREMENTS AND SPECIFICATIONS.
2. THE LAYOUT AND NUMBER OF PARKING SPACES VARIES. REFER TO PLAN FOR LOCATION AND CONFIGURATION.
3. STALL DIMENSIONS ARE MEASURED TO THE CENTERLINE OF THE PAINTED STRIPE.
4. ACCESS AISLES CAN NOT OVERLAP VEHICULAR WAYS.
5. AN ACCESS AISLE AT LEAST 5' WIDE AND AT LEAST AS LONG AS THE PARKING SPACE IS REQUIRED ON EITHER SIDE OF THE PARKING SPACE AND MUST BE MARKED TO DISCOURAGE PARKING IN IT. TWO SPACES CAN SHARE ONE AISLE.

ADA PARKING STALL MARKING (2 SPACES)

NOT TO SCALE (BE-S050104 - 05/2025)

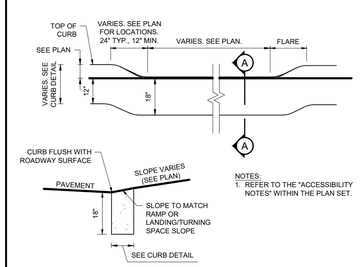

NOTES:
1. REFER TO THE "ACCESSIBILITY NOTES" WITHIN THE PLAN SET.

SECTION A-A

ADA FLUSH CURB

NOT TO SCALE (BE-S030501 - 08/2023)

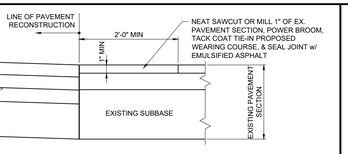

PAVEMENT TIE-IN

NOT TO SCALE (PA-S019901 - 09/2023)

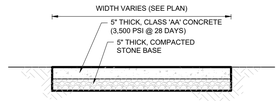

EXPANSION JOINTS 1/2" WIDE PREMOULDED BIT. MATERIAL SHALL BE INSTALLED AT 30' INTERVALS. CONTRACTION JOINTS TO BE SPACED AT EQUAL INTERVALS, 5' MAXIMUM LENGTH.

CONCRETE SIDEWALK

NOT TO SCALE

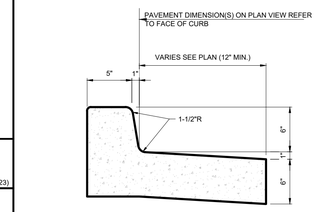

SPILL CURB & GUTTER

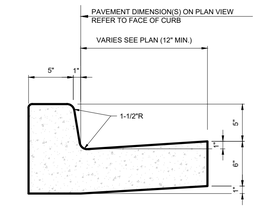

COLLECTOR CURB & GUTTER

NOTES:
1. CONCRETE FOR CURBING SHALL HAVE A MINIMUM COMPRESSIVE STRENGTH OF 3,000 P.S.I. @ 28 DAYS.
2. CONSTRUCTION STAKING FOR CURB INSTALLATION SHALL BE REFERENCED (CUT OR FILL) TO THE TOP OF CURB.
3. AT CONTRACTOR'S OPTION, THE GUTTER THICKNESS MAY BE INCREASED AT THE EDGE OF PAVEMENT TO MAKE BOTTOM OF GUTTER CONTIGUOUS WITH BOTTOM OF ASPHALT PAVEMENT.
4. CONTRACTION JOINTS SHALL BE PLACED @ 10'-0" O.C. TOOLED 1/4" (±1/16") WIDE, 1" DEEP. EXPANSION JOINTS SHALL BE PLACED @ 40'-0" INTERVALS, MAXIMUM, AND ALL P.C.'S.
5. GUTTER PAN SLOPE TO BE ADJUSTED WITHIN ACCESSIBLE PARKING SPACES TO MATCH SLOPE BETWEEN SPOT ELEVATIONS.
6. GUTTER TYPE TO MATCH PAVEMENT SLOPE DIRECTION. CONTRACTOR TO FIELD ADJUST AS NECESSARY.

CONCRETE CURB AND GUTTER 6" REVEAL

NOT TO SCALE (BE-S020202 - 08/2023)

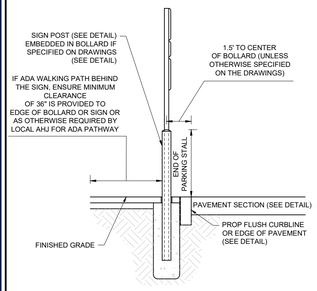

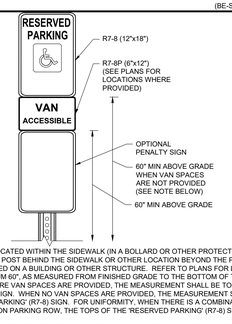

NOTES:
1. LOCATION - THE SIGN(S) MAY BE LOCATED WITHIN THE SIDEWALK (IN A BOLLARD OR OTHER PROTECTIVE STRUCTURE), MOUNTED ON A SIGN POST BEHIND THE SIDEWALK OR OTHER LOCATION BEYOND THE POTENTIAL FOR VEHICLE INTERACTION, OR MOUNTED ON A BUILDING OR OTHER STRUCTURE. REFER TO PLANS FOR LOCATIONS.
2. SIGN MOUNTING HEIGHT - A MINIMUM 60", AS MEASURED FROM FINISHED GRADE TO THE BOTTOM OF THE SIGN, SHALL BE PROVIDED. IN SITUATIONS WHERE VAN SPACES ARE PROVIDED, THE MEASUREMENT SHALL BE TO THE BOTTOM OF THE "VAN ACCESSIBLE" (R7-8P) SIGN. WHEN NO VAN SPACES ARE PROVIDED, THE MEASUREMENT SHALL BE TO THE BOTTOM OF THE "RESERVED PARKING" (R7-8) SIGN. FOR UNIFORMITY, WHEN THERE IS A COMBINATION OF VAN SPACES AND NON-VAN SPACES IN ON PARKING ROW, THE TOPS OF THE "RESERVED PARKING" (R7-8) SIGNS SHALL BE CONSISTENT.
3. SIGN SPECIFICATIONS - UNLESS OTHERWISE REQUIRED BY STATE OR LOCAL REQUIREMENTS, THE R7-8 AND R7-8P SIGNS SHALL BE PER MUTCD SPECIFICATIONS. THE PENALTY SIGN SHALL BE PER STATE OR LOCAL REQUIREMENTS AND SHALL BE 12"x18".
4. IF THE SIGN IS LOCATED IN A PEDESTRIAN WALKING PATH, THE MINIMUM MOUNTING HEIGHT TO THE BOTTOM OF THE LOWEST PROVIDED SIGN SHALL BE 84" PER MUTCD STANDARDS

RESERVED PARKING SIGN

NOT TO SCALE (BE-S060101 - 07/2025)

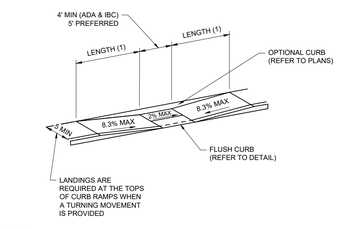

NOTES:
1. IF THERE IS NO SLOPE ALONG FACE OF CURB, A 6' LONG RAMP WILL PROVIDE A MAX 8.33% SLOPE. (PREFERRED: EXTEND LENGTH OF RAMP TO REDUCE SLOPE TO 7.5%)
2. FOR PURPOSES OF DESIGN, MEASURE SLOPES IN ALL DIRECTIONS. FIELD-MEASURED SLOPES WILL BE TAKEN AS RUNNING SLOPE AND CROSS-SLOPE ONLY.
3. DETECTABLE WARNING SURFACE IS NOT REQUIRED FOR RAMPS THAT ONLY SERVE ADA PARKING AREAS.
4. CHECK LOCAL CODES FOR MINIMUM LANDING SIZES.
5. REFER TO "ACCESSIBILITY NOTES" PROVIDED HEREIN FOR ADDITIONAL REQUIREMENTS AND SPECIFICATIONS.
6. THE CONFIGURATION OF RAMPS, LANDINGS, DWS, AND CROSSWALKS SHOWN IN THE DETAIL ARE MEANT TO DEPICT THE VARIOUS REQUIREMENTS ASSOCIATED WITH CURB RAMPS AND RELATED ELEMENTS. REFER TO THE PLANS HEREIN FOR SPECIFIC CONFIGURATIONS.

PARALLEL CURB RAMP (ADA)

NOT TO SCALE (BE-S030512 - 10/2025)

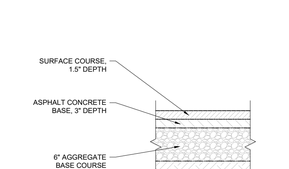

NOTES:
1. ALL MATERIALS AND METHODS OF CONSTRUCTION SHALL COMPLY WITH THE LATEST EDITIONS OF IDOT PUBLICATIONS.
2. CONTRACTOR SHALL REFER TO THE GEOTECHNICAL REPORT PAVEMENT DESIGN RECOMMENDATIONS. IN CASE OF ANY DISCREPANCIES, THE GEOTECHNICAL REPORT RECOMMENDATIONS SHALL SUPERSEDE.
3. THE PROPOSED PAVEMENT THICKNESS MUST BE AS INDICATED, OR MATCH THE EXISTING AS FOUND IN THE FIELD, WHICHEVER IS GREATER.

STANDARD ASPHALT PAVEMENT

NOT TO SCALE

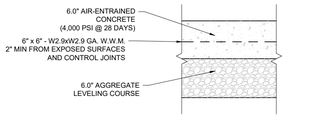

NOTES:
1. JOINT SPACING SHALL BE 12 FT.
2. ALL MATERIALS AND METHODS OF CONSTRUCTION SHALL COMPLY WITH THE LATEST EDITIONS OF IDOT PUBLICATIONS.
3. CONTRACTOR SHALL REFER TO GEOTECHNICAL REPORT PAVEMENT DESIGN RECOMMENDATIONS. IN CASE OF ANY DISCREPANCIES, THE GEOTECHNICAL REPORT RECOMMENDATIONS SHALL SUPERSEDE.
4. THE PROPOSED PAVEMENT THICKNESS MUST BE AS INDICATED, OR MATCH THE EXISTING AS FOUND IN THE FIELD, WHICHEVER IS GREATER.

REINFORCED CONCRETE PAVEMENT

NOT TO SCALE (BE-S010203 - 03/2024)

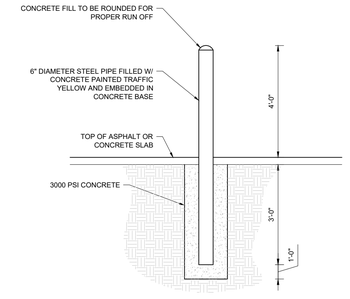

NOTE:
1. SEE SITE PLAN FOR LOCATION(S).

PIPE BOLLARD

NOT TO SCALE (BE-S070103 - 01/2025)

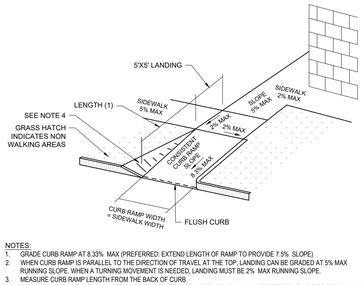

NOTES:
1. GRADE CURB RAMP AT 8.33% MAX (PREFERRED: EXTEND LENGTH OF RAMP TO PROVIDE 7.5% SLOPE)
2. WHEN CURB RAMP IS PARALLEL TO THE DIRECTION OF TRAVEL AT THE TOP, LANDING CAN BE GRADED AT 5% MAX RUNNING SLOPE. WHEN A TURNING MOVEMENT IS NEEDED, LANDING MUST BE 2% MAX RUNNING SLOPE.
3. MEASURE CURB RAMP LENGTH FROM THE BACK OF CURB
4. IF PROVIDING FLARE WITHIN LANDSCAPE AREA, FLARE WIDTH IS TO BE 12" MIN, 24" PREFERRED. FLARE TO BE 10% MAX SLOPE IF ADJACENT TO WALKING PATH.
5. DETECTABLE WARNING STRIP (DWS) NOT REQUIRED ON-SITE RAMPS.
6. REFER TO "ACCESSIBILITY NOTES" PROVIDED HEREIN FOR ADDITIONAL REQUIREMENTS AND SPECIFICATIONS.
7. THE CONFIGURATION OF RAMPS, LANDINGS, DWS, AND CROSSWALKS SHOWN IN THE DETAIL ARE MEANT TO DEPICT THE VARIOUS REQUIREMENTS ASSOCIATED WITH CURB RAMPS AND RELATED ELEMENTS. REFER TO THE PLANS HEREIN FOR SPECIFIC CONFIGURATIONS.

PERPENDICULAR CURB RAMP (ADA)

NOT TO SCALE (BE-S030514 - 10/2025)

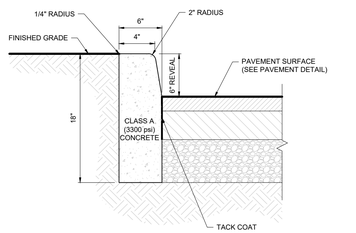

NOTES:
1. EXPANSION JOINTS TO BE INSTALLED AT 20' INTERVALS.
2. THIS ITEM MAY BE PRECAST OR CAST IN PLACE.
3. CONCRETE TO BE CLASS A IF CAST IN PLACE OR 4000 P.S.I. IF PRECAST.

CONCRETE CURB 6" REVEAL

NOT TO SCALE (BE-S020201 - 01/2025)

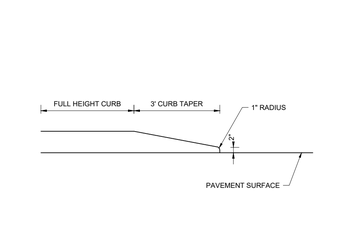

CURB TAPER

NOT TO SCALE (BE-S029902 - 01/2025)

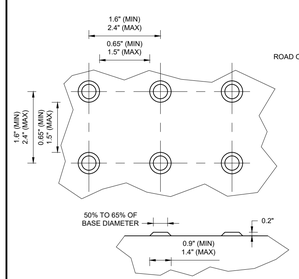

SIZE AND SPACING DETAIL

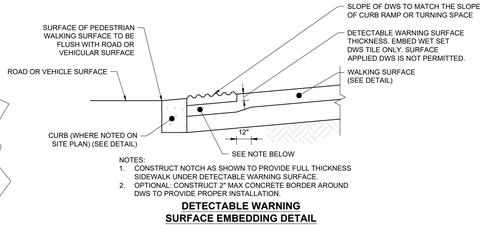

NOTES:
1. CONSTRUCT NOTCH AS SHOWN TO PROVIDE FULL THICKNESS SIDEWALK UNDER DETECTABLE WARNING SURFACE.
2. OPTIONAL: CONSTRUCT 2" MAX CONCRETE BORDER AROUND DWS TO PROVIDE PROPER INSTALLATION.

DETECTABLE WARNING SURFACE EMBEDDING DETAIL

NOTES:
1. APPEARANCE - TRUNCATED DOMES THAT PROVIDE THE DETECTABLE WARNING SURFACE SHALL CONTRAST VISUALLY WITH ADJOINING SURFACES, EITHER LIGHT ON DARK OR DARK ON LIGHT.
2. LOCATION - CONTRACTOR TO INSTALL DETECTABLE WARNING SURFACES WHEN SIDEWALK IS WITHIN PUBLIC ROW AND WHERE INDICATED ON THE PLAN.
3. MATERIAL - TRUNCATED DOMES SHALL BE AN INTEGRAL PART OF THE ADA CURB RAMP CONSTRUCTION CONSISTING OF CAST IN PLACE COMPOSITE TILES/MAT. THE TILE/MAT MATERIAL SHALL BE A HOMOGENEOUS GLASS AND CARBON REINFORCED COMPOSITE MATERIAL THAT IS, COLOR FAST AND UV STABLE AND COMPLIES WITH ASTM STANDARDS D638, D695, AND D790. RUBBERIZED MATERIAL TO BE GLUED TO RAMP SURFACE SHALL NOT BE ACCEPTABLE.
4. PLACEMENT - TRUNCATED DOMES SHALL EXTEND THE FULL WIDTH OF THE TRAVEL PATH EXCLUDING FLARES. LOCATE ONE CORNER OF THE DWS AT THE BACK OF CURB OR EDGE OF WALKING SURFACE. NO OTHER POINT ON THE LEADING EDGE OF THE DWS MAY BE MORE THAN 5FT AWAY FROM THE BACK OF CURB OR EDGE OF WALKING SURFACE.

DETECTABLE WARNING SURFACE (DWS)

NOT TO SCALE (BE-S030509 - 10/2025)

DETAIL REFERENCE:
DETAIL PROVIDED/PREPARED BY OTHERS.

FF&E

DUTCH BROS

OUTDOOR - TOOLED BIKE POST

OUTDOOR

Upright: Powder Coated Mild Steel

Accent: Laser Cut-out

Bolt Down

Includes Bike Repair Tools:

- (1) AWS-11 Hex Wrench Set
- (1) SD-2 #2 Phillips Screwdriver
- (1) SD-6 6mm Flat Blade Screwdriver
- (1) HCW-6 15mm/32mm Headset/ Pedal Wrench
- (1) TL-S, Steel Tire Lever Set (2 levers)
- (1) CBW1 8/10mm Metric Wrench
- (1) CBW-4 9/11mm Metric Wrench



Single (tools not rendered)

Custom DB Blue Powder Coat to match exterior paint

Short Description	Part Number	Dimensions
Bike Post, bolt-down	FOBR-DB	6" x 6" x 32"
Tool Kit Set	FOBR-TOOL-DB	N/A


Product Detail


Tool Detail


Cutout detail

FCC Commercial Furniture | www.fcc-create.com

561

TABLE OF CONTENTS

R:\2025\OHA250005.00\CAD\DRAWINGS\PLAN SETS\CIVIL SITE PLANS\P-CIVL-CNDS-OHA250005.00-1A---LAYOUT: C-901 DETL

BOHLER

SITE CIVIL AND CONSULTING ENGINEERING
LAND SURVEYING
PROGRAM MANAGEMENT
LANDSCAPE ARCHITECTURE
LAND DEVELOPMENT DESIGN
PERMITTING SERVICES
TRANSPORTATION SERVICES

THE INFORMATION, DESIGN AND CONCEPTS OF THESE PLANS ARE PROPRIETARY AND SHALL NOT BE EXPOSED OR USED FOR ANY PURPOSE WITHOUT PRIOR WRITTEN AUTHORIZATION FROM BOHLER. ONLY APPROVED, SEALED PLANS SHALL BE UTILIZED FOR CONSTRUCTION PURPOSES.
© BOHLER, INC.

REVISIONS

REV	DATE	COMMENT	DRAWN BY / CHECKED BY
1	02/12/2026	PER VILLAGE FINAL ENG COMMENTS #1	ACS / BAS

Call Before You Dig
JULIE ILLINOIS ONE-CALL SYSTEM
ILLINOIS
YOU MUST CALL 811 BEFORE ANY EXCAVATION WHETHER IT'S ON PRIVATE OR PUBLIC LAND.
1-800-892-0123
www.illinois-1call.com

ISSUED FOR MUNICIPAL & AGENCY REVIEW & APPROVAL

THIS DRAWING IS INTENDED FOR MUNICIPAL AND/OR AGENCY REVIEW AND APPROVAL. IT IS NOT INTENDED AS A CONSTRUCTION DOCUMENT UNLESS INDICATED OTHERWISE.

PROJECT No.:	OHA250005.00-1A
DRAWN BY:	ACS/SS
CHECKED BY:	BAS
DATE:	02/12/2026
CAD I.D.:	P-CIVL-CNDS

PROJECT:

CIVIL SITE PLANS

FOR

DUTCH BROS

PROPOSED
DUTCH BROS COFFEE

80 MCHENRY ROAD
BUFFALO GROVE, IL 60089
LAKE COUNTY
STORE NO. IL0401

BOHLER
4100 REGENT STREET, SUITE M
COLUMBUS, OH 43219
Phone: (380) 800-4004
www.BohlerEngineering.COM

LICENSED PROFESSIONAL ENGINEER
MICHAEL JEITNER
062-075196
STATE OF ILLINOIS

SHEET TITLE:

CONSTRUCTION DETAILS

SHEET NUMBER:

C-901

REVISION 1 - 02/12/2026

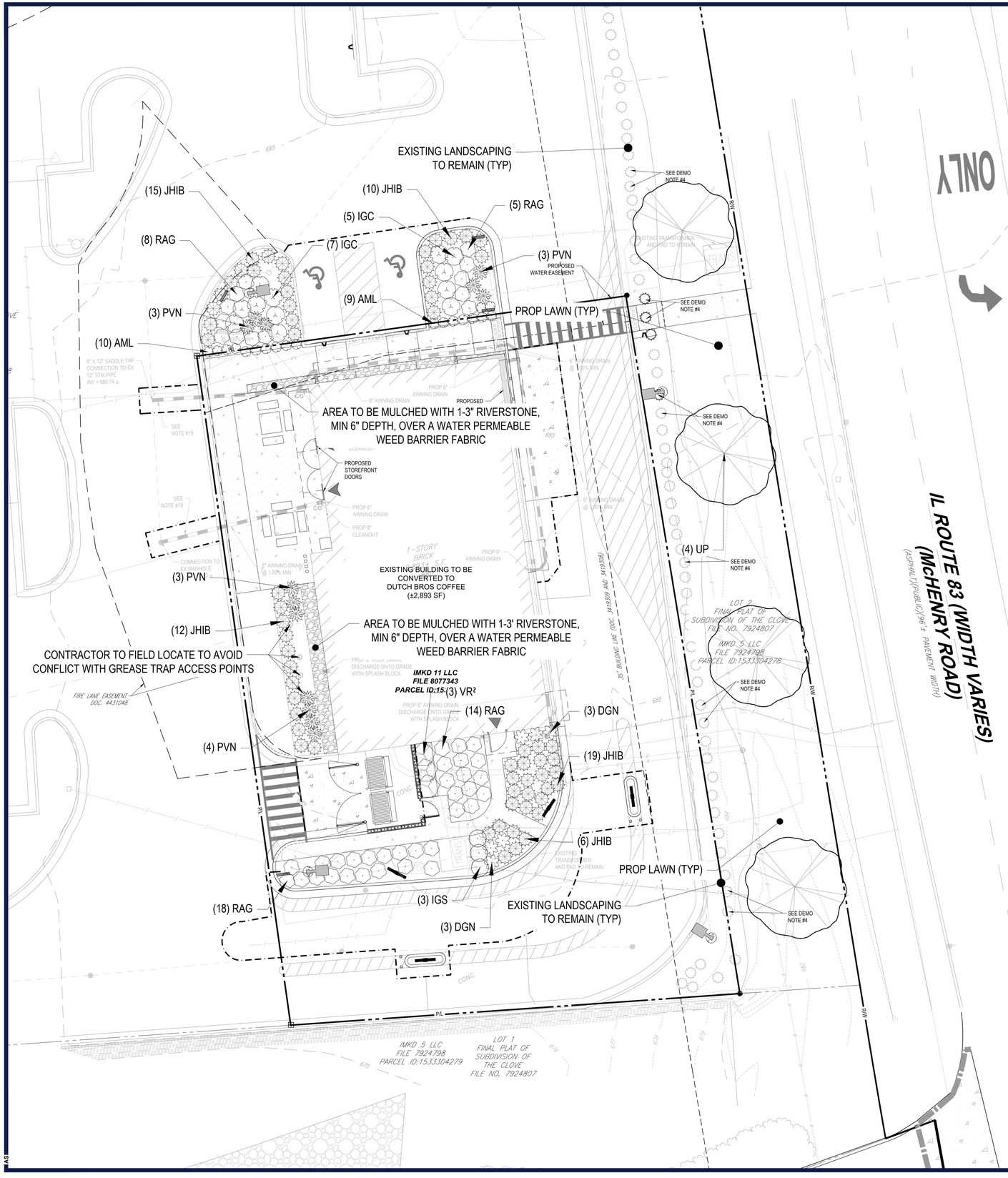

LANDSCAPE COMPLIANCE CHART

SECTION	REQUIREMENT	CALCULATIONS (REQUIRED / PROVIDED)	COMPLIANCE
ZONING: 17.44.060 B-5 TOWN CENTER PLANNED DISTRICT	3.g.(ii) INTERIOR LANDSCAPING SHALL ACCOUNT FOR A MINIMUM OF SEVEN PERCENT OF THE PARKING AREA. ALL INTERIOR LANDSCAPING SHALL BE PROTECTED FROM VEHICULAR ENCROACHMENT BY CURBING OR SIMILAR MEANS AND SHOULD BE RAISED ABOVE THE GRADE OF THE PARKING SPACES.	TOTAL PROPOSED PARKING AREA: 650± SF REQUIRED (7%): 45.5 SF LANDSCAPE AREA PROVIDED: 111± SF LANDSCAPE AREA (17.1%)	COMPLIES
	3.g.(iii) SPACE SHALL BE PROVIDED FOR ONE TREE FOR EVERY FORTY FEET OF FRONTAGE OR FRACTION THEREOF. SPACING OF TREES, HOWEVER, SHALL NOT EXCEED SIXTY-FIVE FEET. TREES SHALL HAVE A MINIMUM HEIGHT OF SIX FEET AND A MINIMUM DIAMETER OF TWO AND ONE-HALF INCHES MEASURED ONE FOOT ABOVE GRADE LEVEL.	LENGTH OF LEASE AREA FRONTAGE ALONG IL ROUTE 83: 138± SF REQUIRED: 138 / 40 = 3.5 OR 4 TREES PROVIDED: 4 UP (4 TREES)	COMPLIES
	i. PLANTING IN RIGHTS-OF-WAY SHALL BE INTEGRATED INTO THE OVERALL LANDSCAPE TREATMENT. ALL RIGHT-OF-WAY PLANTINGS SHALL BE APPROVED BY THE AGENCY HAVING JURISDICTION OVER SAID RIGHT-OF-WAY.	SUBJECT LEASE AREA HAS NO ABUTTING RIGHTS-OF-WAY. EXISTING LANDSCAPING BETWEEN LEASE AREA AND IL ROUTE 83 RIGHT-OF-WAY HAS BEEN SUPPLEMENTED WITH TREES REQUIRED BY SECTION 3.g.(iii) ABOVE.	COMPLIES

PLANT SCHEDULE

CODE	QTY	BOTANICAL NAME	COMMON NAME	SIZE	CONTAINER
CANOPY TREES					
UP	4	ULMUS AMERICANA `PRINCETON`	AMERICAN ELM	2.5" CAL.	B&B
SHRUBS					
AML	19	ARONIA MELANOCARPA `LOW SCAPE MOUND`	LOW SCAPE MOUND CHOKEBERRY (DWARF)	18-24"	CONTAINER
DGN	6	DEUTZIA GRACILIS `NIKKO`	SLENDER DEUTZIA	18-24"	CONTAINER
IGC	12	ILEX GLABRA `COMPACTA`	COMPACT INKBERRY	24-30"	CONTAINER
IGS	3	ILEX GLABRA `SHAMROCK`	SHAMROCK INKBERRY	24-30"	CONTAINER
JHIB	62	JUNIPERUS HORIZONTALIS `MONBER`	ICEE BLUE JUNIPER	15-18" SPRD	CONTAINER
RAG	45	RHUS AROMATICA `GRO-LOW`	GRO-LOW FRAGRANT SUMAC	15-18"	CONTAINER
VR	3	VIBURNUM RHYTIDOPHYLLUM	LEATHERLEAF VIBURNUM	3-4'	B&B
GRASSES					
PVN	13	PANICUM VIRGATUM `NORTH WIND`	NORTHWIND SWITCH GRASS	1 GAL.	CONTAINER

GENERAL LANDSCAPE NOTES:

1. THESE LANDSCAPE PLANS ARE TO BE READ IN CONJUNCTION WITH THE LANDSCAPE SPECIFICATIONS, AND ASSOCIATED DETAILS FOUND ON THE LANDSCAPE DETAILS SHEET. THE GENERAL NOTES, FOUND ON THE NOTES PAGE OF THIS PLAN SET, ARE CONSIDERED PART OF LANDSCAPE PLANS. THE CONTRACTOR MUST REFER TO, AND FULLY COMPLY WITH, ALL NOTES, SPECIFICATIONS AND DETAILS DESCRIBED HEREIN, ON THE LANDSCAPE PLANS AND IN THE LANDSCAPE DETAILS SHEET.
2. ALL DISTURBED UNPAVED AREAS, EXCLUDING PLANTING BEDS, ARE TO BE INSTALLED AS LAWN IN ACCORDANCE WITH "MATERIALS" SECTION OF THE LANDSCAPE SPECIFICATIONS, UNLESS OTHERWISE SPECIFICALLY STATED ON THIS PLAN.
3. SHRUBS PLANTED ALONG HEAD-IN PARKING STALLS SHALL BE INSTALLED TO ALLOW A CLEARANCE OF TWO FEET FROM FACE OF CURB TO ALLOW FOR BUMPER OVERHANG.
4. PLANT MATERIAL SUBSTITUTIONS MUST BE FORMALLY SUBMITTED TO BOHLER AND THE MUNICIPALITY'S ENGINEERING AND LANDSCAPE CONSULTANTS FOR REVIEW AND APPROVAL PRIOR TO INSTALLATION.
5. WITHOUT EXCEPTION, WEED BARRIER FABRIC SHALL NOT BE INSTALLED WITHIN ANY STORMWATER FACILITY, INCLUDING RAINGARDENS, INFILTRATION TRENCHES, VEGETATIVE SWALES AND STORMWATER BASINS.
6. IF IRRIGATION IS REQUIRED BY THE OWNER OR APPROVING MUNICIPALITY, THE CONTRACTOR SHALL PROVIDE AN IRRIGATION SYSTEM MEETING THE SPECIFICATIONS OF THE CHOSEN PRODUCT'S MANUFACTURER. THE IRRIGATION DESIGN SHALL ACCOMMODATE LAWN AND BED AREAS EACH UNDER SEPARATE ZONES TO MAXIMIZE WATER EFFICIENCY. THE CONTRACTOR SHALL BE RESPONSIBLE FOR SECURING ANY PERMITS REQUIRED FOR THE INSTALLATION OF AN IRRIGATION SYSTEM.
7. CONTRACTOR SHALL BE RESPONSIBLE FOR THE MAINTENANCE OF ALL LANDSCAPING UNTIL PROJECT MAINTENANCE IS TURNED OVER TO THE PROPERTY OWNER OR OTHER RESPONSIBLE PARTY. SUCH RESPONSIBILITIES INCLUDE, BUT ARE NOT LIMITED TO, THE CARE, WATERING, AND MAINTENANCE OF ALL PLANT MATERIAL; LAWN MOWING; AND SEASONAL MAINTENANCE.



THIS PLAN TO BE UTILIZED FOR LANDSCAPE PURPOSES ONLY

SCALE: 1" = 10'

BOHLER™

SITE CIVIL AND CONSULTING ENGINEERING
LAND SURVEYING
PROGRAM MANAGEMENT
LANDSCAPE ARCHITECTURE
SUSTAINABLE DESIGN
PERMITTING SERVICES
TRANSPORTATION SERVICES

THE BOHLER COLOR, DESIGN AND CONTENT OF THIS PLAN ARE PROPRIETARY AND SHALL NOT BE COPIED OR USED FOR ANY PURPOSE, WITHOUT PRIOR WRITTEN AUTHORIZATION FROM BOHLER. ONLY APPROVED PLANS IN THE PERMIT SET SHALL BE UTILIZED FOR CONSTRUCTION PURPOSES.
© 2026 BOHLER

REVISIONS

REV	DATE	COMMENT	DRAWN BY / CHECKED BY
1	02/12/2026	PER VILLAGE FINAL ENG COMMENTS #1	ACS / BAS

Call Before You Dig
JULIE ILLINOIS ONE-CALL SYSTEM
ILLINOIS
YOU MUST CALL 811 BEFORE ANY EXCAVATION WHETHER IT'S ON PRIVATE OR PUBLIC LAND.
1-800-892-0123
www.illinois-1call.com

ISSUED FOR MUNICIPAL & AGENCY REVIEW & APPROVAL

THIS DRAWING IS INTENDED FOR MUNICIPAL AND/OR AGENCY REVIEW AND APPROVAL. IT IS NOT INTENDED AS A CONSTRUCTION DOCUMENT UNLESS INDICATED OTHERWISE.

PROJECT No.:	OHA250005.00-1A
DRAWN BY:	ACS/SS
CHECKED BY:	BAS
DATE:	02/12/2026
CAD I.D.:	P-CIVIL-LLGT

PROJECT:

CIVIL SITE PLANS

FOR

DUTCH BROS

PROPOSED DUTCH BROS COFFEE

80 MCHENRY ROAD
BUFFALO GROVE, IL 60089
LAKE COUNTY
STORE NO. IL0401

BOHLER™

4100 REGENT STREET, SUITE M
COLUMBUS, OH 43219
Phone: (380) 800-4004

www.BohlerEngineering.com

LICENSED PROFESSIONAL ENGINEER
MICHAEL JEITNER
062-075196
STATE OF ILLINOIS

SHEET TITLE:

LANDSCAPE PLAN

SHEET NUMBER:

L-101

REVISION 1 - 02/12/2026

R:\2025\OHA250005.00\CAD\DRAWINGS\PLAN SETS\CIVIL SITE PLANS\P-CIVIL-LLGT-OHA250005.00-1A-----1-LAYOUT1 L-101.LSCP

AS

NOTES:
1. NO SOIL OR MULCH SHALL BE PLACED AGAINST ROOT COLLAR OF PLANT.
2. REMOVE ALL NON-BIODEGRADABLE MATERIAL AND ROPE FROM TRUNK & TOP OF ROOT BALL. FOLD OR CUT BURLAP BACK FROM TOP 1/3 OF ROOT BALL.
3. PLANTING DEPTH SHALL BE THE SAME AS GROWN IN NURSERY.
4. THOROUGHLY SOAK THE TREE ROOT BALL AND ADJACENT PREPARED SOIL SEVERAL TIMES DURING THE FIRST MONTH AFTER PLANTING AND REGULARLY THROUGHOUT THE FOLLOWING TWO SUMMERS.
5. THE BOTTOM OF PLANTING PIT EXCAVATIONS SHOULD BE SCARIFIED TO AVOID MATTING OF SOIL.
6. THE MINIMUM DIAMETER OF THE TREE PIT SHALL BE 3 TIMES THE DIAMETER OF THE ROOT BALL.

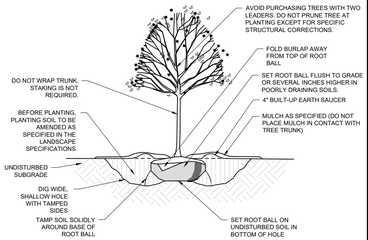

DECIDUOUS TREE PLANTING

NOT TO SCALE (PA-L070101 - 11/2023)

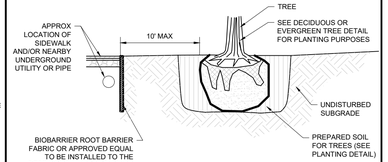

NOTES:
1. ANY TREE INSTALLED WITHIN 10 FT OF NEW CONCRETE SIDEWALKS AND/OR NEARBY UNDERGROUND UTILITY OR PIPE SHOULD BE INSTALLED WITH BIOBARRIER ROOT BARRIER FABRIC AS SHOWN.
2. TREES SHALL BE INSTALLED ACCORDING TO THE APPROPRIATE PLANTING DETAIL.

BIOBARRIER ROOT BARRIER

NOT TO SCALE (PA-L039901 - 11/2023)

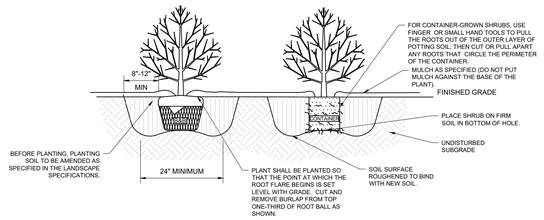

SHRUB PLANTING

NOT TO SCALE (PA-L070201 - 11/2023)

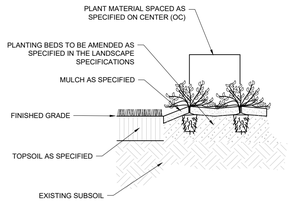

PERENNIAL AND GROUND PLANTING

NOT TO SCALE (PA-L040111 - 11/2023)

SPACING "D"	ROW "A"
6" OC	5.20"
8" OC	6.93"
10" OC	8.66"
12" OC	10.40"
15" O.C	13.00"
18" OC	15.60"
24" OC	20.80"
30" OC	26.00"
36" OC	30.00"

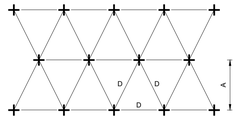

GROUNDCOVER & ANNUAL SPACING

NOT TO SCALE (PA-L040112 - 11/2023)

LANDSCAPE SPECIFICATIONS

1. SCOPE OF WORK:
THE CONTRACTOR SHALL BE REQUIRED TO PERFORM ALL CLEARING, FINISHED GRADING, SOIL PREPARATION, PERMANENT SEEDING OR SODDING, PLANTING AND MULCHING INCLUDING ALL LABOR, MATERIALS, TOOLS AND EQUIPMENT NECESSARY FOR THE COMPLETION OF THIS PROJECT, UNLESS OTHERWISE CONTRACTED BY THE GENERAL CONTRACTOR.

2. MATERIALS
A. GENERAL - ALL HARDSCAPE MATERIALS SHALL MEET OR EXCEED SPECIFICATIONS AS OUTLINED IN THE STATE DEPARTMENT OF TRANSPORTATION'S SPECIFICATIONS.
B. TOPSOIL - NATURAL, FRIABLE, LOAMY SILT SOIL HAVING AN ORGANIC CONTENT NOT LESS THAN 5%, A PH RANGE BETWEEN 6.5-7.0. IT SHALL BE FREE OF DEBRIS, ROCKS LARGER THAN ONE INCH (1"), WOOD, ROOTS, VEGETABLE MATTER AND CLAY CLODS.
C. LAWN - LAWN AREAS SHALL BE SEEDED OR SODDED IN ACCORDANCE WITH THE PERMANENT STABILIZATION METHODS INDICATED WITHIN THE SOIL EROSION AND SEDIMENT CONTROL NOTES. FOR SOIL BED PREPARATIONS, REFER TO ITEM 8 BELOW.
- LAWN SEED MIXTURE SHALL BE FRESH, CLEAN NEW CROP SEED.
- SOD SHALL BE STRONGLY ROOTED, WEED AND DISEASE/PEST FREE WITH A UNIFORM THICKNESS. SOD INSTALLED ON SLOPES GREATER THAN 4:1 SHALL BE PEGGED TO HOLD SOD IN PLACE.
D. MULCH - ALL PLANTING BEDS SHALL BE MULCHED WITH A 3" THICK LAYER OF DOUBLE SHREDDED HARDWOOD BARK MULCH, UNLESS OTHERWISE STATED ON THE LANDSCAPE PLAN.
E. FERTILIZER
- FERTILIZER SHALL BE DELIVERED TO THE SITE MIXED AS SPECIFIED IN THE ORIGINAL UNOPENED STANDARD BAGS SHOWING WEIGHT, ANALYSIS AND NAME OF MANUFACTURER. FERTILIZER SHALL BE STORED IN A WEATHERPROOF PLACE SO THAT IT CAN BE KEPT DRY PRIOR TO USE.
- FOR THE PURPOSE OF BIDDING, ASSUME THAT FERTILIZER SHALL BE 10% NITROGEN, 6% PHOSPHORUS AND 4% POTASSIUM BY WEIGHT A FERTILIZER SHOULD NOT BE SELECTED WITHOUT A SOIL TEST PERFORMED BY A CERTIFIED SOIL LABORATORY.
F. PLANT MATERIAL
- ALL PLANTS SHALL IN ALL CASES CONFORM TO THE REQUIREMENTS OF THE "AMERICAN STANDARD FOR NURSERY STOCK" (ANSI Z60.1), LATEST EDITION, AS PUBLISHED BY AMERICAN HORT (FORMERLY THE AMERICAN NURSERY AND LANDSCAPE ASSOCIATION).
- IN ALL CASES, BOTANICAL NAMES SHALL TAKE PRECEDENCE OVER COMMON NAMES FOR ANY AND ALL PLANT MATERIAL.
- PLANTS SHALL BE LEGIBLY TAGGED WITH THE PROPER NAME AND SIZE. TAGS ARE TO REMAIN ON AT LEAST ONE PLANT OF EACH SPECIES FOR VERIFICATION PURPOSES DURING THE FINAL INSPECTION.
- TREES WITH ABRASION OF THE BARK, SUN SCALDS, DISFIGURATION OR FRESH CUTS OF LIMBS OVER 1¼", WHICH HAVE NOT BEEN COMPLETELY CALLUSED, SHALL BE REJECTED. PLANTS SHALL NOT BE BOUND WITH WIRE OR ROPE AT ANY TIME SO AS TO DAMAGE THE BARK OR BREAK BRANCHES.
- ALL PLANTS SHALL BE TYPICAL OF THEIR SPECIES OR VARIETY AND SHALL HAVE A NORMAL HABIT OF GROWTH: WELL DEVELOPED BRANCHES, DENSELY FOLIATED, VIGOROUS ROOT SYSTEMS AND BE FREE OF DISEASE, INSECTS, PESTS, EGGS OR LARVAE.
- CALIPER MEASUREMENTS OF NURSERY GROWN TREES SHALL BE TAKEN AT A POINT ON THE TRUNK SIX INCHES (6") ABOVE THE NATURAL GRADE FOR TREES UP TO AND INCLUDING A FOUR INCH (4") CALIPER SIZE. IF THE CALIPER AT SIX INCHES (6") ABOVE THE GROUND EXCEEDS FOUR INCHES (4") IN CALIPER, THE CALIPER SHOULD BE MEASURED AT A POINT 12" ABOVE THE NATURAL GRADE.
- SHRUBS SHALL BE MEASURED TO THE AVERAGE HEIGHT OR SPREAD OF THE SHRUB, AND NOT TO THE LONGEST BRANCH.
- TREES AND SHRUBS SHALL BE HANDLED WITH CARE BY THE ROOT BALL.

3. GENERAL WORK PROCEDURES
A. CONTRACTOR TO UTILIZE WORKMANLIKE INDUSTRY STANDARDS IN PERFORMING ALL LANDSCAPE CONSTRUCTION. THE SITE IS TO BE LEFT IN A CLEAN STATE AT THE END OF EACH WORKDAY. ALL DEBRIS, MATERIALS AND TOOLS SHALL BE PROPERLY STORED, STOCKPILED OR DISPOSED OF.
B. WASTE MATERIALS AND DEBRIS SHALL BE COMPLETELY DISPOSED OF AT THE CONTRACTOR'S EXPENSE. DEBRIS SHALL NOT BE BURIED, INCLUDING ORGANIC MATERIALS, BUT SHALL BE REMOVED COMPLETELY FROM THE SITE.

4. SITE PREPARATIONS
A. BEFORE AND DURING PRELIMINARY GRADING AND FINISHED GRADING, ALL WEEDS AND GRASSES SHALL BE DUG OUT BY THE ROOTS AND DISPOSED OF IN ACCORDANCE WITH GENERAL WORK PROCEDURES OUTLINED HEREIN.
B. ALL EXISTING TREES TO REMAIN SHALL BE PRUNED TO REMOVE ANY DAMAGED BRANCHES. THE ENTIRE LIMB OF ANY DAMAGED BRANCH SHALL BE CUT OFF AT THE BRANCH COLLAR. CONTRACTOR SHALL ENSURE THAT CUTS ARE SMOOTH AND STRAIGHT ANY EXPOSED ROOTS SHALL BE CUT BACK WITH CLEAN, SHARP TOOLS AND TOPSOIL SHALL BE PLACED AROUND THE REMAINDER OF THE ROOTS. EXISTING TREES SHALL BE MONITORED ON A REGULAR BASIS FOR ADDITIONAL ROOT OR BRANCH DAMAGE AS A RESULT OF CONSTRUCTION, ROOTS SHALL NOT BE LEFT EXPOSED FOR MORE THAN ONE (1) DAY. CONTRACTOR SHALL WATER EXISTING TREES AS NEEDED TO PREVENT SHOCK OR DECLINE.
C. CONTRACTOR SHALL ARRANGE TO HAVE A UTILITY STAKE-OUT TO LOCATE ALL UNDERGROUND UTILITIES PRIOR TO INSTALLATION OF ANY LANDSCAPE MATERIAL. UTILITY COMPANIES SHALL BE CONTACTED THREE (3) DAYS PRIOR TO THE BEGINNING OF WORK.

5. TREE PROTECTION
A. CONTRACTOR SHALL BE RESPONSIBLE FOR THE PROTECTION OF ALL EXISTING TREES TO REMAIN. A TREE PROTECTION ZONE SHALL BE ESTABLISHED AT THE DRIP LINE OR 15 FEET FROM THE TRUNK OR AT THE LIMIT OF CONSTRUCTION DISTURBANCE, WHICHEVER IS GREATER. LOCAL STANDARDS THAT MAY REQUIRE A MORE STRICT TREE PROTECTION ZONE SHALL BE HONORED.
B. A FORTY-EIGHT INCH (48") HIGH WOODEN SNOW FENCE OR ORANGE COLORED HIGH-DENSITY "VISI-FENCE", OR APPROVED EQUAL, MOUNTED ON STEEL POSTS SHALL BE PLACED ALONG THE BOUNDARY OF THE TREE PROTECTION ZONE. POSTS SHALL BE LOCATED AT A MAXIMUM OF EIGHT FEET (8') ON CENTER OR AS INDICATED WITHIN THE TREE PROTECTION DETAIL.
C. WHEN THE TREE PROTECTION FENCING HAS BEEN INSTALLED, IT SHALL BE INSPECTED BY THE APPROVING AGENCY PRIOR TO DEMOLITION, GRADING, TREE CLEARING OR ANY OTHER CONSTRUCTION. THE FENCING ALONG THE TREE PROTECTION ZONE SHALL BE REGULARLY INSPECTED BY THE CONTRACTOR AND MAINTAINED UNTIL ALL CONSTRUCTION ACTIVITY HAS BEEN COMPLETED.
D. AT NO TIME SHALL MACHINERY, DEBRIS, FALLEN TREES OR OTHER MATERIALS BE PLACED, STOCKPILED OR LEFT STANDING IN THE TREE PROTECTION ZONE.

6. SOIL MODIFICATIONS
A. CONTRACTOR SHALL ATTAIN A SOIL TEST FOR ALL AREAS OF THE SITE PRIOR TO CONDUCTING ANY PLANTING. SOIL TESTS SHALL BE PERFORMED BY A CERTIFIED SOIL LABORATORY.
B. CONTRACTOR SHALL REPORT ANY SOIL OR DRAINAGE CONDITIONS CONSIDERED DETRIMENTAL TO THE GROWTH OF PLANT MATERIAL. SOIL MODIFICATIONS, AS SPECIFIED HEREIN, MAY NEED TO BE CONDUCTED BY THE CONTRACTOR DEPENDING ON SITE CONDITIONS.
C. THE FOLLOWING AMENDMENTS AND QUANTITIES ARE APPROXIMATE AND ARE FOR BIDDING PURPOSES ONLY. COMPOSITION OF AMENDMENTS SHOULD BE REVISED DEPENDING ON THE OUTCOME OF A TOPSOIL ANALYSIS PERFORMED BY A CERTIFIED SOIL LABORATORY.
- TO INCREASE A SANDY SOIL'S ABILITY TO RETAIN WATER AND NUTRIENTS, THOROUGHLY TILL ORGANIC MATTER INTO THE TOP 6-12". USE COMPOSTED BARK, COMPOSTED LEAF MULCH OR PEAT MOSS. ALL PRODUCTS SHOULD BE COMPOSTED TO A DARK COLOR AND BE FREE OF PIECES WITH IDENTIFIABLE LEAF OR WOOD STRUCTURE. AVOID MATERIAL WITH A PH HIGHER THAN 7.5.
- TO INCREASE DRAINAGE, MODIFY HEAVY CLAY OR SILT (MORE THAN 40% CLAY OR SILT) BY ADDING COMPOSTED PINE BARK (UP TO 30% BY VOLUME) AND/OR AGRICULTURAL GYPSUM. COARSE SAND MAY BE USED IF ENOUGH IS ADDED TO BRING THE SAND CONTENT TO MORE THAN 60% OF THE TOTAL MIX. SUBSURFACE DRAINAGE LINES MAY NEED TO BE ADDED TO INCREASE DRAINAGE.
- MODIFY EXTREMELY SANDY SOILS (MORE THAN 85%) BY ADDING ORGANIC MATTER AND/OR DRY, SHREDDED CLAY LOAM UP TO 30% OF THE TOTAL MIX.

7. FINISHED GRADING
A. UNLESS OTHERWISE CONTRACTED, THE CONTRACTOR SHALL BE RESPONSIBLE FOR THE INSTALLATION OF TOPSOIL AND THE ESTABLISHMENT OF FINE-GRADING WITHIN THE DISTURBANCE AREA OF THE SITE.
B. CONTRACTOR SHALL VERIFY THAT SUBGRADE FOR INSTALLATION OF TOPSOIL HAS BEEN ESTABLISHED. THE SUBGRADE OF THE SITE MUST MEET THE FINISHED GRADE LESS THE REQUIRED TOPSOIL THICKNESS (1"±).
C. ALL LAWN AND PLANTING AREAS SHALL BE GRADED TO A SMOOTH, EVEN AND UNIFORM PLANE WITH NO ABRUPT CHANGE OF SURFACE AS DEPICTED WITHIN THIS SET OF CONSTRUCTION PLANS, UNLESS OTHERWISE DIRECTED BY THE PROJECT ENGINEER OR LANDSCAPE ARCHITECT.
D. ALL PLANTING AREAS SHALL BE GRADED AND MAINTAINED TO ALLOW FREE FLOW OF SURFACE WATER IN AND AROUND THE PLANTING BEDS. STANDING WATER SHALL NOT BE PERMITTED IN PLANTING BEDS.

8. TOPSOILING
A. CONTRACTOR SHALL PROVIDE A SIX INCH (6") THICK MINIMUM LAYER OF TOPSOIL, OR AS DIRECTED BY THE LOCAL ORDINANCE OR CLIENT, IN ALL PLANTING AND LAWN AREAS. TOPSOIL SHOULD BE SPREAD OVER A PREPARED SURFACE IN A UNIFORM LAYER TO ACHIEVE THE DESIRED COMPACTED THICKNESS.
B. ON-SITE TOPSOIL MAY BE USED TO SUPPLEMENT THE TOTAL AMOUNT REQUIRED. TOPSOIL FROM THE SITE MAY BE REJECTED IF IT HAS NOT BEEN PROPERLY REMOVED, STORED AND PROTECTED PRIOR TO CONSTRUCTION.
C. CONTRACTOR SHALL FURNISH TO THE APPROVING AGENCY AN ANALYSIS OF BOTH IMPORTED AND ON-SITE TOPSOIL TO BE UTILIZED IN ALL PLANTING AREAS. THE PH AND NUTRIENT LEVELS MAY NEED TO BE ADJUSTED THROUGH SOIL MODIFICATIONS AS NEEDED TO ACHIEVE THE REQUIRED LEVELS AS SPECIFIED IN THE MATERIALS SECTION ABOVE.
D. ALL LAWN AREAS ARE TO BE CULTIVATED TO A DEPTH OF SIX INCHES (6"). ALL DEBRIS EXPOSED FROM EXCAVATION AND CULTIVATION SHALL BE DISPOSED OF IN ACCORDANCE WITH GENERAL WORK PROCEDURES SECTION ABOVE. THE FOLLOWING SHALL BE TILLED INTO THE TOP FOUR INCHES (4") IN TWO DIRECTIONS (QUANTITIES BASED ON A 1,000 SQUARE FOOT AREA - FOR BID PURPOSES ONLY (SEE SPECIFICATION 6.A.)):
- 20 POUNDS 'GRO-POWER' OR APPROVED EQUAL SOIL CONDITIONER/FERTILIZER
- 20 POUNDS 'NITRO-FORM' (COURSE) 38-0-0 BLUE CHIP OR APPROVED NITROGEN FERTILIZER
E. THE SPREADING OF TOPSOIL SHALL NOT BE CONDUCTED UNDER MUDDY OR FROZEN CONDITIONS.

9. PLANTING
A. INSOFAR THAT IT IS FEASIBLE, PLANT MATERIAL SHALL BE PLANTED ON THE DAY OF DELIVERY. IN THE EVENT THAT THIS IS NOT POSSIBLE, CONTRACTOR SHALL PROTECT UNINSTALLED PLANT MATERIAL. PLANTS SHALL NOT REMAIN UNPLANTED FOR LONGER THAN A THREE DAY PERIOD AFTER DELIVERY. PLANTS THAT WILL NOT BE PLANTED FOR A PERIOD OF TIME GREATER THAN THREE DAYS SHALL BE HEALED IN WITH TOPSOIL OR MULCH TO HELP PRESERVE ROOT MOISTURE.
B. PLANTING OPERATIONS SHALL BE PERFORMED DURING PERIODS WITHIN THE PLANTING SEASON WHEN WEATHER AND SOIL CONDITIONS ARE SUITABLE AND IN ACCORDANCE WITH ACCEPTED LOCAL PRACTICE. PLANTS SHALL NOT BE INSTALLED IN TOPSOIL THAT IS IN A MUDDY OR FROZEN CONDITION.
C. ANY INJURED ROOTS OR BRANCHES SHALL BE PRUNED TO MAKE CLEAN-CUT ENDS PRIOR TO PLANTING UTILIZING CLEAN, SHARP TOOLS. ONLY INJURED OR DISEASED BRANCHING SHALL BE REMOVED.
D. ALL PLANTING CONTAINERS, BASKETS AND NON-BIODEGRADABLE MATERIALS SHALL BE REMOVED FROM ROOT BALLS DURING PLANTING. NATURAL FIBER BURLAP MUST BE CUT FROM AROUND THE TRUNK OF THE TREE AND FOLDED DOWN AGAINST THE ROOT BALL PRIOR TO BACKFILLING.
E. POSITION TREES AND SHRUBS AT THEIR INTENDED LOCATIONS AS PER THE PLANS AND SECURE THE APPROVAL OF THE LANDSCAPE ARCHITECT PRIOR TO EXCAVATING PITS, MAKING NECESSARY ADJUSTMENTS AS DIRECTED.
F. PRIOR TO THE ISSUANCE OF ANY CERTIFICATE OF OCCUPANCY, THE PROPOSED LANDSCAPE, AS SHOWN ON THE APPROVED LANDSCAPE PLAN, MUST BE INSTALLED, INSPECTED AND APPROVED BY THE APPROVING AGENCY. THE APPROVING AGENCY SHALL TAKE INTO ACCOUNT SEASONAL CONSIDERATIONS IN THIS REGARD AS FOLLOWS. THE PLANTING OF TREES, SHRUBS, VINES OR GROUND COVER SHALL OCCUR ONLY DURING THE FOLLOWING PLANTING SEASONS:
- PLANTS: MARCH 15TH TO DECEMBER 15TH
- LAWN AND MEADOW SEED MIXES: MARCH 1ST TO MAY 15TH OR BETWEEN AUGUST 15TH AND OCTOBER 15TH
PLANTINGS REQUIRED FOR A CERTIFICATE OF OCCUPANCY SHALL BE PROVIDED DURING THE NEXT APPROPRIATE SEASON AT THE MUNICIPALITY'S DISCRETION. CONTRACTOR SHOULD CONTACT APPROVING AGENCY FOR POTENTIAL SUBSTITUTIONS.
G. FURTHERMORE, THE FOLLOWING TREE VARIETIES ARE UNUSUALLY SUSCEPTIBLE TO WINTER DAMAGE. WITH TRANSPLANT SHOCK AND THE SEASONAL LACK OF NITROGEN AVAILABILITY, THE RISK OF PLANT DEATH IS GREATLY INCREASED. IT IS NOT RECOMMENDED THAT THESE SPECIES BE PLANTED DURING THE FALL PLANTING SEASON:

ACER RUBRUM	PLATANUS X ACERIFOLIA
BETULA VARIETIES	POPULUS VARIETIES
CARPINUS VARIETIES	PRUNUS VARIETIES
CRATAEGUS VARIETIES	PYRUS VARIETIES
KOELREUTERIA	QUERCUS VARIETIES
LIQUIDAMBAR STYRACIFLUA	TILIA TOMENTOSA
LIRIODENDRON TULIPIFERA	ZELKOVA VARIETIES

H. PLANTING PITS SHALL BE DUG WITH LEVEL OR CONVEX BOTTOMS, WITH THE WIDTH THREE TIMES THE DIAMETER OF ROOT BALL. THE ROOT BALL SHALL REST ON UNDISTURBED GRADE. EACH PLANT PIT SHALL BE BACKFILLED IN LAYERS WITH THE FOLLOWING PREPARED SOIL MIXED THOROUGHLY:
- 1 PART PEAT MOSS
- 1 PART COMPOSTED COW MANURE BY VOLUME
- 3 PARTS TOPSOIL BY VOLUME
- 21 GRAMS 'AGRIFORM' PLANTING TABLETS (OR APPROVED EQUAL) AS FOLLOWS:
-- 2 TABLETS PER 1 GALLON PLANT
-- 3 TABLETS PER 5 GALLON PLANT
-- 4 TABLETS PER 15 GALLON PLANT
-- LARGER PLANTS: 2 TABLETS PER ½" CALIPER OF TRUNK
I. FILL PREPARED SOIL AROUND BALL OF PLANT HALF-WAY AND INSERT PLANT TABLETS. COMPLETE BACKFILL AND WATER THOROUGHLY.
J. ALL PLANTS SHALL BE PLANTED SO THAT THE TOP OF THE ROOT BALL, THE POINT AT WHICH THE ROOT FLARE BEGINS, IS SET AT GROUND LEVEL AND IN THE CENTER OF THE PIT. NO SOIL IS TO BE PLACED DIRECTLY ON TOP OF THE ROOT BALL.
K. ALL PROPOSED TREES DIRECTLY ADJACENT TO WALKWAYS OR DRIVEWAYS SHALL BE PRUNED AND MAINTAINED TO A MINIMUM BRANCHING HEIGHT OF 7' FROM GRADE. NO PRUNING SHALL BE CONDUCTED WITHIN THE FIRST YEAR OF PLANTING.
L. GROUND COVER AREAS SHALL RECEIVE A ½" LAYER OF HUMUS RAKED INTO THE TOP 1" OF PREPARED SOIL PRIOR TO PLANTING. ALL GROUND COVER AREAS SHALL BE WEEDED AND TREATED WITH A PRE-EMERGENT CHEMICAL AS PER MANUFACTURER'S RECOMMENDATION.
M. NO PLANT, EXCEPT GROUND COVERS, GRASSES OR VINES, SHALL BE PLANTED LESS THAN TWO FEET (2') FROM EXISTING STRUCTURES AND SIDEWALKS.
N. ALL PLANTING AREAS AND PLANTING PITS SHALL BE MULCHED AS SPECIFIED HEREIN TO FILL THE ENTIRE BED AREA OR SAUCER. NO MULCH IS TO TOUCH THE TRUNK OF THE TREE OR SHRUB.
O. ALL PLANTING AREAS SHALL BE WATERED IMMEDIATELY UPON INSTALLATION IN ACCORDANCE WITH THE WATERING SPECIFICATIONS AS LISTED HEREIN.

10. TRANSPLANTING (WHEN REQUIRED)
A. ALL TRANSPLANTS SHALL BE DUG WITH INTACT ROOT BALLS CAPABLE OF SUSTAINING THE PLANT. (SEE SPECIFICATION 2.F. ABOVE)
B. IF PLANTS ARE TO BE STOCKPILED BEFORE REPLANTING, THEY SHALL BE HEALED IN WITH MULCH OR SOIL, ADEQUATELY WATERED AND PROTECTED FROM EXTREME HEAT, SUN AND WIND.
C. PLANTS SHALL NOT BE DUG FOR TRANSPLANTING BETWEEN APRIL 10TH AND JUNE 30TH.
D. UPON REPLANTING, BACKFILL SOIL SHALL BE AMENDED WITH FERTILIZER AND ROOT GROWTH HORMONE.
E. TRANSPLANTS SHALL BE GUARANTEED FOR THE LENGTH OF THE GUARANTEE PERIOD SPECIFIED HEREIN.
F. IF TRANSPLANTS DIE, SHRUBS AND TREES LESS THAN SIX INCHES (6") DBH SHALL BE REPLACED IN KIND. TREES GREATER THAN SIX INCHES (6") DBH MAY BE REQUIRED TO BE REPLACED IN ACCORDANCE WITH THE MUNICIPALITY'S TREE REPLACEMENT GUIDELINES.

11. WATERING
A. NEW PLANTINGS OR LAWN AREAS SHALL BE ADEQUATELY IRRIGATED BEGINNING IMMEDIATELY AFTER PLANTING. WATER SHALL BE APPLIED TO EACH TREE AND SHRUB IN SUCH MANNER AS NOT TO DISTURB BACKFILL AND TO THE EXTENT THAT ALL MATERIALS IN THE PLANTING HOLE ARE THOROUGHLY SATURATED. WATERING SHALL CONTINUE AT LEAST UNTIL PLANTS ARE ESTABLISHED.
B. SITE OWNER SHALL PROVIDE WATER IF AVAILABLE ON SITE AT TIME OF PLANTING. IF WATER IS NOT AVAILABLE ON SITE, CONTRACTOR SHALL SUPPLY ALL NECESSARY WATER. THE USE OF WATERING BAGS IS RECOMMENDED FOR ALL NEWLY PLANTED TREES.
C. IF AN IRRIGATION SYSTEM HAS BEEN INSTALLED ON THE SITE, IT SHALL BE USED TO WATER PROPOSED PLANT MATERIAL, BUT ANY FAILURE OF THE SYSTEM DOES NOT ELIMINATE THE CONTRACTOR'S RESPONSIBILITY OF MAINTAINING THE DESIRED MOISTURE LEVEL FOR VIGOROUS, HEALTHY GROWTH.

12. GUARANTEE
A. THE CONTRACTOR SHALL GUARANTEE ALL PLANTS FOR A PERIOD OF ONE (1) YEAR FROM APPROVAL OF LANDSCAPE INSTALLATION BY THE APPROVING AGENCY. CONTRACTOR SHALL SUPPLY THE OWNER WITH A MAINTENANCE BOND FOR TEN PERCENT (10%) OF THE VALUE OF THE LANDSCAPE INSTALLATION WHICH WILL BE RELEASED AT THE CONCLUSION OF THE GUARANTEE PERIOD AND WHEN A FINAL INSPECTION HAS BEEN COMPLETED AND APPROVED BY THE OWNER OR AUTHORIZED REPRESENTATIVE.
B. ANY DEAD OR DYING PLANT MATERIAL SHALL BE REPLACED FOR THE LENGTH OF THE GUARANTEE PERIOD. REPLACEMENT OF PLANT MATERIAL SHALL BE CONDUCTED AT THE FIRST SUCCEEDING PLANTING SEASON. ANY DEBRIS SHALL BE DISPOSED OF OFF-SITE, WITHOUT EXCEPTION. A PLANT SHALL BE CONSIDERED "DEAD OR DYING" IF MORE THAN 30% OF ITS BRANCHES ARE DEAD.
C. TREES AND SHRUBS SHALL BE MAINTAINED BY THE CONTRACTOR DURING CONSTRUCTION AND UNTIL TURNOVER TO THE OWNER/OPERATOR. CULTIVATION, WEEDING, WATERING AND THE PREVENTATIVE TREATMENTS SHALL BE PERFORMED AS NECESSARY TO KEEP PLANT MATERIAL IN GOOD CONDITION AND FREE OF INSECTS AND DISEASE.
D. LAWNS SHALL BE MAINTAINED BY THE CONTRACTOR DURING CONSTRUCTION AND UNTIL TURNOVER TO THE OWNER/OPERATOR THROUGH WATERING, FERTILIZING, WEEDING, MOWING, TRIMMING AND OTHER OPERATIONS SUCH AS ROLLING, REGARDING AND REPLANTING AS REQUIRED TO ESTABLISH A SMOOTH, ACCEPTABLE LAWN, FREE OF ERODED OR BARE AREAS.

13. CLEANUP
A. UPON THE COMPLETION OF ALL LANDSCAPE INSTALLATION AND BEFORE THE FINAL ACCEPTANCE, THE CONTRACTOR SHALL REMOVE ALL UNUSED MATERIALS, EQUIPMENT AND DEBRIS FROM THE SITE. ALL PAVED AREAS ARE TO BE CLEANED.
B. THE SITE SHALL BE CLEANED AND LEFT IN A NEAT AND ACCEPTABLE CONDITION AS APPROVED BY THE OWNER OR AUTHORIZED REPRESENTATIVE.

BOHLER
SITE CIVIL AND CONSULTING ENGINEERING
LAND SURVEYING
PROGRAM MANAGEMENT
LANDSCAPE ARCHITECTURE
SUSTAINABILITY SERVICES
PERMITTING SERVICES
TRANSPORTATION SERVICES

THE DESIGN, CALCULATION AND CONTENT OF THESE PLANS IS PROPRIETARY AND SHALL NOT BE COPIED OR USED FOR ANY PURPOSE WITHOUT PRIOR WRITTEN AUTHORIZATION FROM BOHLER. ONLY APPROVED & SEALED PLANS SHALL BE UTILIZED FOR CONSTRUCTION PURPOSES.

REVISIONS

REV	DATE	COMMENT	DRAWN BY / CHECKED BY
1	02/12/2026	PER VILLAGE FINAL ENG COMMENTS #1	ACS / BAS

Call Before You Dig
JULIE
ILLINOIS ONE-CALL SYSTEM
ILLINOIS
YOU MUST CALL 811 BEFORE ANY EXCAVATION WHETHER IT'S ON PRIVATE OR PUBLIC LAND.
1-800-892-0123
www.illinois-1call.com

ISSUED FOR MUNICIPAL & AGENCY REVIEW & APPROVAL

THIS DRAWING IS INTENDED FOR MUNICIPAL AND/OR AGENCY REVIEW AND APPROVAL. IT IS NOT INTENDED AS A CONSTRUCTION DOCUMENT UNLESS INDICATED OTHERWISE.

PROJECT NO.:	OHA250005.00-1A
DRAWN BY:	ACS/SS
CHECKED BY:	BAS
DATE:	02/12/2026
CAD I.D.:	P-CIVIL-LLGT

PROJECT:

CIVIL SITE PLANS

FOR

DUTCH BROS

PROPOSED DUTCH BROS COFFEE

80 MCHENRY ROAD
BUFFALO GROVE, IL 60089
LAKE COUNTY
STORE NO. IL0401

BOHLER
4100 REGENT STREET, SUITE M
COLUMBUS, OH 43219
Phone: (380) 800-4004
www.BohlerEngineering.com

LICENSED PROFESSIONAL ENGINEER
MICHAEL JEITNER
062-075196
STATE OF ILLINOIS

SHEET TITLE:

LANDSCAPE NOTES AND DETAILS

SHEET NUMBER:

L-102

REVISION 1 - 02/12/2026

R:\2025\OHA250005.00\CAD\DRAWINGS\PLAN SETS\CIVIL SITE PLANS\P-CIVIL-LLGT-OHA250005.00-1A-----LAYOUT L-102 LSCD

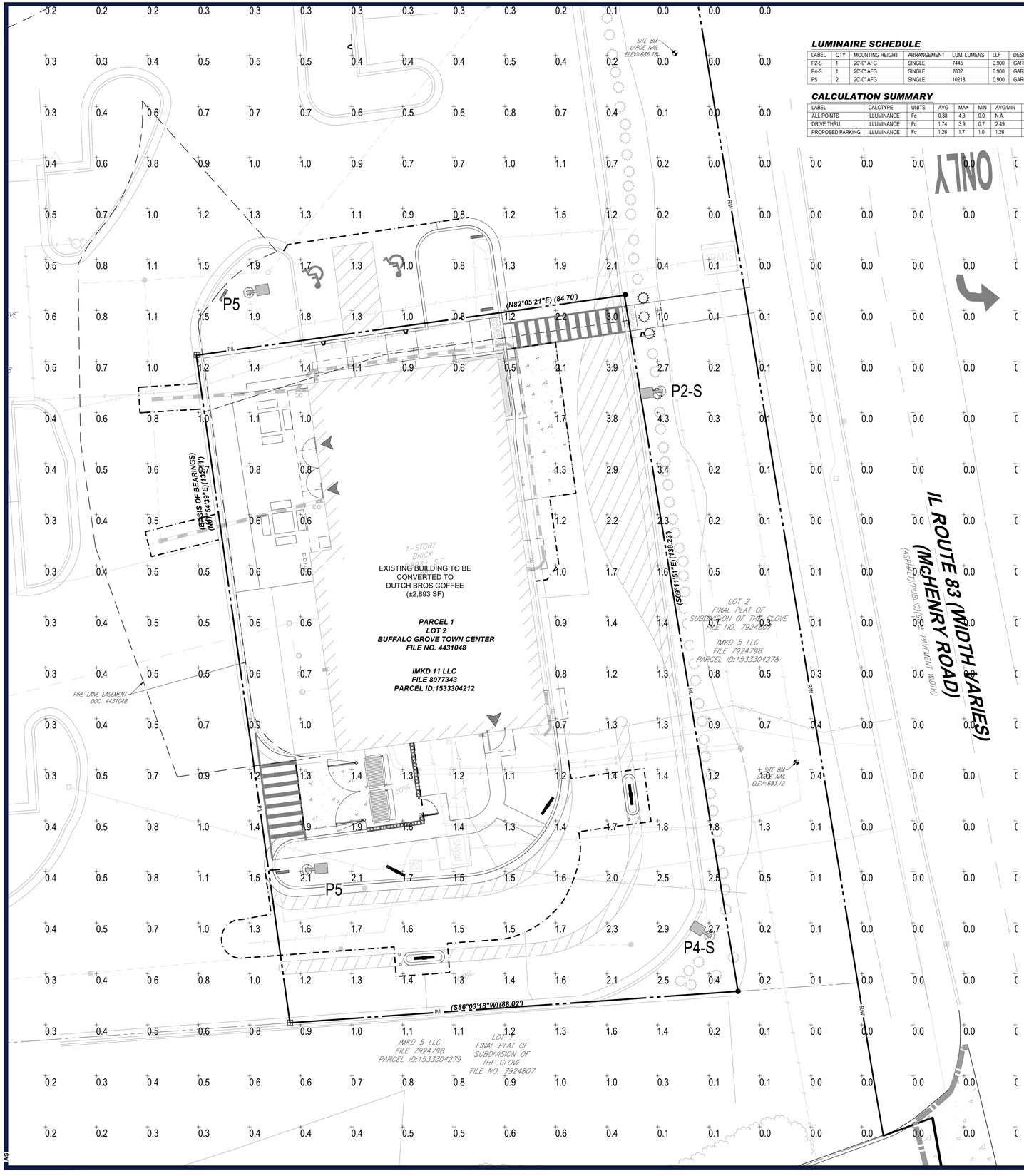

LUMINAIRE SCHEDULE

LABEL	QTY	MOUNTING HEIGHT	ARRANGEMENT	LUM. LUMENS	LLF	DESCRIPTION	POLE
P2-S	1	20'-0" AFG	SINGLE	7445	0.900	GARDCO BY SIGNIFY, ECOFORM SMALL GEN 2 LED AREA LUMINAIRE, TYPE 2 WITH HOUSE-SIDE SHIELD, ZERO UP-LIGHT (ECF-S-32L-700-NW-AR-G2-2-x-HS-x)	GARDCO BY SIGNIFY, STRAIGHT SQUARE STEEL POLE, 17'-6" LENGTH (SSS-CB-4-11-17.5-D1-DT5-x)
P4-S	1	20'-0" AFG	SINGLE	7802	0.900	GARDCO BY SIGNIFY, ECOFORM SMALL GEN 2 LED AREA LUMINAIRE, TYPE 4 WITH HOUSE-SIDE SHIELD, ZERO UP-LIGHT (ECF-S-32L-700-NW-AR-G2-4-x-HS-x)	GARDCO BY SIGNIFY, STRAIGHT SQUARE STEEL POLE, 17'-6" LENGTH (SSS-CB-4-11-17.5-D1-DT5-x)
P5	2	20'-0" AFG	SINGLE	10218	0.900	GARDCO BY SIGNIFY, ECOFORM SMALL GEN 2 LED AREA LUMINAIRE, TYPE 5, ZERO UP-LIGHT (ECF-S-32L-700-NW-AR-G2-5-x-x)	GARDCO BY SIGNIFY, STRAIGHT SQUARE STEEL POLE, 17'-6" LENGTH (SSS-CB-4-11-17.5-D1-DT5-x)

CALCULATION SUMMARY

LABEL	CALCTYPE	UNITS	AVG	MAX	MIN	AVG/MIN	MAX/MIN
ALL POINTS	ILLUMINANCE	Fc	0.38	4.3	0.0	N.A.	N.A.
DRIVE THRU	ILLUMINANCE	Fc	1.74	3.9	0.7	2.49	5.57
PROPOSED PARKING	ILLUMINANCE	Fc	1.26	1.7	1.0	1.26	1.70

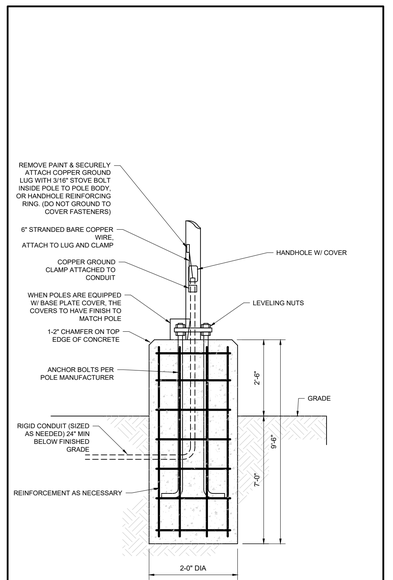

NOTES:
1. THIS DETAIL IS FOR BID AND BUDGETARY PURPOSES ONLY. CONTRACTOR SHALL ENSURE DESIGN IS PREPARED BY A QUALIFIED STRUCTURAL ENGINEER CONSIDERING LIGHTING MANUFACTURER REQUIREMENTS, LOCAL WIND LOADS, SITE SPECIFIC SOIL PARAMETERS.
   A. SOME SITE LOCATIONS AND/OR CONDITIONS MAY REQUIRE VIBRATION DAMPENING MEASURES AS DETERMINED BY A STRUCTURAL ENGINEER.
   B. THE STRUCTURAL ENGINEER SHALL BE NOTIFIED OF THE INTENT TO MOUNT ANYTHING ASIDE FROM THE LIGHT FIXTURE INCLUDING (BUT NOT LIMITED TO) CAMERAS, BANNERS, FLAGS, SIGNAGE, ETC AS IT WILL IMPACT THE POLE AND FOUNDATION DESIGN.
2. ALL REBAR SHALL HAVE A YIELD STRENGTH OF 60ksi, AND MAINTAIN A 3" MIN CLEARANCE FROM SURFACES.

LIGHT POLE FOUNDATION
NOT TO SCALE (PA-I010101 - 11/2023)

LIGHTING COMPLIANCE CHART

SECTION	REQUIREMENT	COMPLIANCE
ZONING: 17.44.060 B-5 TOWN CENTER PLANNED DISTRICT	4.a. EXTERIOR LIGHTING, WHEN USED, SHALL ENHANCE THE BUILDING DESIGN AND THE ADJOINING LANDSCAPE. LIGHTING STANDARDS AND FIXTURES SHALL BE OF A DESIGN AND SIZE COMPATIBLE WITH THE BUILDING AND ADJACENT AREAS. LIGHTING SHALL BE RESTRAINED IN DESIGN, AND EXCESSIVE BRIGHTNESS AND BRILLIANT COLORS AVOIDED. LIGHTING LEVELS SHALL BE REDUCED TO 0.2 FOOT CANDLES BETWEEN THE HOURS OF 11:00 P.M. AND 7:00 A.M. WHERE ADJACENT TO RESIDENTIAL DISTRICTS.	COMPLIES
	4.b. LIGHTING OF OFF-STREET PARKING AREAS IS REQUIRED. LIGHTING USED TO ILLUMINATE VEHICULAR TRAFFIC WAYS SHALL BE DIRECTED AWAY FROM ADJOINING AND ADJACENT PROPERTY, STREETS AND OTHER PUBLIC RIGHTS-OF-WAY. ALL LIGHTING UNITS SHALL BE OF A FULL CUT-OFF TYPE, WITH A MAXIMUM POLE HEIGHT OF THIRTY FEET.	COMPLIES
	4.c. THE ILLUMINATION LEVEL FOR ALL OFF-STREET PARKING AREAS SHALL BE A MINIMUM AVERAGE OF ONE-FOOT-CANDLE MAINTAINED TO A MAXIMUM AVERAGE OF THREE-FOOT-CANDLES MAINTAINED. A UNIFORMITY RATIO OF FOUR TO ONE, OR BETTER, BETWEEN THE AVERAGE FOOT CANDLE LEVEL AND THE MINIMUM FOOT CANDLE LEVEL IS ALSO REQUIRED.	COMPLIES

GENERAL LIGHTING NOTES:

1. THE GENERAL NOTES, FOUND ON THE NOTES PAGE OF THIS PLAN SET, MUST BE INCLUDED AS PART OF THIS ENTIRE DOCUMENT PACKAGE AND ARE PART OF THE CONTRACT DOCUMENTS. THE ELECTRICAL CONTRACTOR MUST BECOME FAMILIAR WITH, REFER TO AND FULLY COMPLY WITH THESE NOTES, IN THEIR ENTIRETY.
2. THE ELECTRICAL CONTRACTOR MUST COMPLY WITH ALL APPLICABLE CONTRACTOR REQUIREMENTS INDICATED IN THIS LIGHTING PLAN, INCLUDING BUT NOT LIMITED TO GENERAL NOTES, GRADING AND UTILITY NOTES, SITE SAFETY, AND ALL APPLICABLE AGENCY AND GOVERNMENTAL REGULATIONS. THE LIGHTING PLAN DEPICTS PROPOSED, SUSTAINED ILLUMINATION LEVELS CALCULATED USING DATA PROVIDED BY THE NOTED MANUFACTURER(S). ACTUAL SUSTAINED SITE ILLUMINATION LEVELS AND PERFORMANCE OF LUMINAIRES MAY VARY DUE TO VARIATIONS IN WEATHER, ELECTRICAL VOLTAGE, TOLERANCE IN LAMPS, MAINTENANCE, THE SERVICE LIFE OF EQUIPMENT AND LUMINAIRES AND OTHER RELATED VARIABLE FIELD CONDITIONS.
3. THE LIGHTING VALUES AND CALCULATION POINTS DEPICTED ON THIS PLAN ARE ANALYZED ON A HORIZONTAL GEOMETRIC PLANE AT GROUND LEVEL UNLESS OTHERWISE NOTED. ILLUMINATION LEVELS ARE SHOWN IN FOOTCANDLES (FC).
4. THE LIGHTING PLAN IS INTENDED TO SHOW THE LOCATIONS AND TYPE OF LUMINAIRES. POWER SYSTEM, CONDUITS, WIRING, CONTROLS, AND OTHER ELECTRICAL COMPONENTS ARE SOLELY THE ARCHITECT'S, ELECTRICAL ENGINEER'S AND/OR ELECTRICAL CONTRACTOR'S RESPONSIBILITY, AS INDICATED IN THE CONSTRUCTION CONTRACT DOCUMENTS. THE CONTRACTOR MUST COORDINATE WITH THE PROJECT ARCHITECT AND/OR ELECTRICAL ENGINEER REGARDING ANY AND ALL POWER SOURCES AND TIMING DEVICES NECESSARY TO MEET THE DESIGN INTENT. THESE ITEMS MUST BE INSTALLED AS REQUIRED BY FEDERAL, STATE AND LOCAL REGULATIONS. CONTRACTOR IS RESPONSIBLE FOR THE INSTALLATION OF LIGHTING FIXTURES AND APPURTENANCES IN ACCORDANCE WITH THE NATIONAL ELECTRIC CODE (NEC) AND ALL APPLICABLE BUILDING AND LOCAL ELECTRICAL CODES.
5. THE ELECTRICAL CONTRACTOR MUST BRING IMMEDIATELY, IN WRITING, ANY LIGHT LOCATIONS THAT CONFLICT WITH DRAINAGE, UTILITIES, OR OTHER STRUCTURE(S) TO THE PROFESSIONAL OF RECORD'S ATTENTION, PRIOR TO THE START OF CONSTRUCTION.
6. THE ELECTRICAL CONTRACTOR IS RESPONSIBLE TO ENSURE THAT ALL LIGHTING IS INSTALLED PER THIS LIGHTING PLAN, INCLUDING THE LOCATION, ORIENTATION, SHIELDING, AND/OR ROTATED OPTICS ARE INSTALLED AS INDICATED ON THE PLAN IN ORDER TO ACHIEVE THE LIGHTING LEVELS DEPICTED ON THIS PLAN. EXISTING POLES AND FOUNDATIONS ARE NOT TO BE REUSED.
7. UPON OWNER'S ACCEPTANCE OF THE COMPLETED PROJECT, THE OWNER SHALL BE RESPONSIBLE FOR ALL MAINTENANCE, SERVICING, REPAIR AND INSPECTION OF THE LIGHTING SYSTEM AND ALL OF ITS COMPONENTS AND RELATED SYSTEMS. THE LUMINAIRES, LAMPS AND LENSES MUST BE REGULARLY INSPECTED/MAINTAINED TO ENSURE THAT THEY FUNCTION PROPERLY. THIS WORK SHOULD INCLUDE, BUT IS NOT LIMITED TO, VISUAL OBSERVATION, CLEANING OF LENSES, AND OTHER MAINTENANCE SPECIFIED BY THE MANUFACTURER. FAILURE TO FOLLOW THE ABOVE STEPS COULD RESULT IN IMPROPER LIGHT DISTRIBUTION AND FAILURE TO COMPLY WITH THE APPROVED DESIGN.
8. THE LIGHT LOSS FACTORS (LLF) DEPICTED IN THE LUMINAIRE SCHEDULE ON THIS PLAN ARE BASED ON DATA PROVIDED BY THE MANUFACTURER FOLLOWING IES LM-80-21 TESTING (OR MOST RECENT EDITION). THE LIGHT LEVELS DEPICTED ON THIS PLAN WERE CALCULATED BASED ON THE LLF LISTED IN THE LUMINAIRE SCHEDULE.
9. PRIOR TO CONSTRUCTION, THE CONTRACTOR SHALL PROVIDE SUBMITTALS TO BOHLER FOR REVIEW AND APPROVAL. SUBSTITUTION REQUESTS MUST BE ACCOMPANIED BY A HORIZONTAL PHOTOMETRIC STUDY DEMONSTRATING THAT THE LUMINAIRE(S) IN QUESTION WILL MEET THE DESIGN INTENT OF THIS PLAN. SUBSTITUTION REQUESTS WITHOUT A PHOTOMETRIC STUDY WILL BE REJECTED.
10. LIGHT POLE FOUNDATIONS ARE SHOWN ON THE PLAN IN THE INTENDED LOCATION BASED ON THE LIGHTING CALCULATIONS, UNLESS OTHERWISE NOTED. LIGHT SYMBOLS ARE SHOWN LARGER THAN ACTUAL SIZE, HOWEVER FOUNDATION SIZE IS SHOWN AT ACTUAL SIZE.



THIS PLAN TO BE UTILIZED FOR LIGHTING PURPOSES ONLY

10 5 2.5 0 10
SCALE: 1" = 10'

BOHLER
SITE CIVIL AND CONSULTING ENGINEERING
LAND SURVEYING
PROGRAM MANAGEMENT
LANDSCAPE ARCHITECTURE
LAND DEVELOPMENT
PERMITTING SERVICES
TRANSPORTATION SERVICES

THE BOHLER COLOR DESIGN AND CONTENT OF THESE PLANS ARE PROPRIETARY AND SHALL NOT BE COPIED OR USED FOR ANY PURPOSE, WITHOUT PRIOR WRITTEN AUTHORIZATION FROM BOHLER. ONLY APPROVED, SEALED PLANS SHALL BE UTILIZED FOR CONSTRUCTION PURPOSES.

REVISIONS

REV	DATE	COMMENT	DRAWN BY / CHECKED BY
1	02/12/2026	PER VILLAGE FINAL ENG COMMENTS #1	ACS / BAS

Call Before You Dig
JULIE
ILLINOIS ONE-CALL SYSTEM
ILLINOIS
YOU MUST CALL 811 BEFORE ANY EXCAVATION WHETHER IT'S ON PRIVATE OR PUBLIC LAND.
1-800-892-0123
www.illinois-fotl.com

ISSUED FOR MUNICIPAL & AGENCY REVIEW & APPROVAL

THIS DRAWING IS INTENDED FOR MUNICIPAL AND/OR AGENCY REVIEW AND APPROVAL. IT IS NOT INTENDED AS A CONSTRUCTION DOCUMENT UNLESS INDICATED OTHERWISE.

PROJECT No.: OHA250005.00-1A
DRAWN BY: ACS/SS
CHECKED BY: BAS
DATE: 02/12/2026
CAD I.D.: P-CIVIL-LLGT

PROJECT:

CIVIL SITE PLANS

FOR

DUTCH BROS

PROPOSED DUTCH BROS COFFEE

80 MCHENRY ROAD
BUFFALO GROVE, IL 60089
LAKE COUNTY
STORE NO. IL0401

BOHLER
4100 REGENT STREET, SUITE M
COLUMBUS, OH 43219
Phone: (380) 800-4004
www.BohlerEngineering.com

LICENSED PROFESSIONAL ENGINEER
MICHAEL JEITNER
062-075196
STATE OF ILLINOIS

SHEET TITLE:

LIGHTING PLAN

SHEET NUMBER:

L-201

REVISION 1 - 02/12/2026

R:\2025\OHA250005.00\CAD\DRAWINGS\PLAN SETS\CIVIL SITE PLAN\SP-CIVIL-LLGT-OHA250005.00-1A.----\LAYOUT L-201 LIGHT

Dutch Bros Coffee Shop
(Development Name)

DEVELOPMENT IMPROVEMENT AGREEMENT

EXHIBIT D

Engineers Opinion of Probable Costs

(see following pages)

BOHLER

Preliminary Opinion of Probable Construction Costs

Project: **Dutch Bros Buffalo Grove**
80 McHenry Road
Buffalo Grove, IL 60089
Store No. IL0401

Bohler Office:
4100 Regent St., Suite M
Columbus, OH 43219
380-800-4004

Client: **Dutch Bros Coffee**
110 SW 4th Street
Grants Pass, OR 97526

Project No.: **OHA250005.00**
Date: 1/16/2026
Last Revised: 1/20/2026

An OPCC represents Bohler's judgment as a design professional generally familiar with the construction industry. It is recognized however, that Bohler does not have control over: the cost of labor, materials or equipment; the Contractor's means and methods of construction; the Contractor's means and methods of determining bid prices; the competitive bidding, market or negotiating conditions; site conditions or the environment; acts of g-d and other force majeure conditions; unknown or unidentified field conditions; financial and/or market conditions; subsurface conditions; defects, deficiencies or incomplete information contained in documents, plans, materials and reports which Client has provided and/or which Bohler has or will rely upon; factors or conditions outside of Bohler's control; and any other factors regarding which Bohler is not currently aware. Accordingly, Bohler cannot and does not warrant, covenant, represent or promise that bids or negotiated prices will not vary from this OPCC and the costs set forth herein, and further, this is not a representation that the information contained in this OPCC will not vary from the Client's or, where applicable, the Owner's budget for the Project, from this OPCC or any future OPCC which Bohler prepares.

The Firm's OPCC for this Project is below:

Description	Quantity	Unit	Unit Cost	Total Cost
DEMOLITION, REMOVALS, AND CLEARING				
Curb Removal	290	LF	$ 8.00	$ 2,320.00
Asphalt Pavement Removal	176	SY	$ 12.00	$ 2,112.00
Concrete Removal (4"-6" Depth)	12	SF	$ 3.50	$ 42.00
Sawcut Asphalt	355	LF	$ 5.00	$ 1,775.00
Sign and Post Removal	1	EA	$ 200.00	$ 200.00
Area Light/Base Removal	1	EA	$ 500.00	$ 500.00
Brick Wall Removal	32	LF	$ 16.50	$ 528.00
Total for DEMOLITION, REMOVALS, AND CLEARING:				**$ 7,477.00**
EROSION CONTROL				
Construction Entrance	1	EA	$ 4,000.00	$ 4,000.00
Concrete Washout	1	EA	$ 1,000.00	$ 1,000.00
Inlet Protection (Silt Sack)	4	EA	$ 170.00	$ 680.00
Total for EROSION CONTROL:				**$ 5,680.00**
CURB AND PAVEMENT				
Concrete Curb On-Site	125	LF	$ 25.00	$ 3,125.00
Concrete Curb and Gutter	160	LF	$ 17.00	$ 2,720.00
Concrete Sidewalk, 4" Depth	1,505	SF	$ 9.00	$ 13,545.00
Concrete Pavement, 6" Depth	485	SF	$ 15.00	$ 7,275.00
ADA Ramps	3	EA	$ 2,000.00	$ 6,000.00
Superpave, WMA Wearing Course, PG 64-22, 3 to 10 Million Design ESALS, 9.5 mm Mixture, 1.5" Depth, SRL-E	176	SY	$ 13.00	$ 2,282.22
Superpave, WMA Binder Course, PG 64-22, 3 to 10 million Design ESALS, 19 mm Mixture, 3" Depth	176	SY	$ 16.50	$ 2,896.67

BOHLER

Description	Quantity	Unit	Unit Cost	Total Cost
Superpave, WMA Base Course, PG 64-22, 3 to 10 Million Design ESALS, 25 mm Mixture, 6" Depth	176	SY	$ 30.00	$ 5,266.67
Subbase, 6" Depth	176	SY	$ 10.50	$ 1,843.33
			Total for CURB AND PAVEMENT:	**$ 44,953.89**
STRIPING AND SIGNAGE				
4" Epoxy Striping	1,330	LF	$ 0.40	$ 532.00
Painted Handicap Symbols	2	EA	$ 125.00	$ 250.00
Handicap Parking Signs	2	EA	$ 225.00	$ 450.00
			Total for STRIPING AND SIGNAGE:	**$ 1,232.00**
LANDSCAPING				
Shade Tree (2 1/2" - 3" caliper)	4	EA	$ 450.00	$ 1,800.00
Evergreen Shrubs & Deciduous Shrubs (18" - 24")	25	EA	$ 57.50	$ 1,437.50
Evergreen Shrubs & Deciduous Shrubs (24" - 30")	15	EA	$ 72.50	$ 1,087.50
Evergreen Shrubs & Deciduous Shrubs (3' - 4')	3	EA	$ 85.00	$ 255.00
Groundcover Shrubs (15" - 18" spread)	107	EA	$ 35.00	$ 3,745.00
Ornamental Grasses	13	EA	$ 12.00	$ 156.00
			Total for LANDSCAPING:	**$ 8,481.00**
LIGHTING				
Single LED Setup with 30" Exposed Foundation (25' Mounting)	4	EA	$ 4,200.00	$ 16,800.00
			Total for LIGHTING:	**$ 16,800.00**
STORM DRAINAGE				
Tie Into Existing Pipe	2	EA	$ 2,250.00	$ 4,500.00
Roof Drain Fittings	9	EA	$ 51.50	$ 463.50
			Total for STORM DRAINAGE:	**$ 4,963.50**
SANITARY SEWER				
Testing and Flushing	1	LS	$ 3,000.00	$ 3,000.00
			Total for SANITARY SEWER:	**$ 3,000.00**
MISCELLANEOUS				
Concrete Bollards	4	EA	$ 380.00	$ 1,520.00
Benches	2	EA	$ 800.00	$ 1,600.00
Trash Receptacles	1	EA	$ 700.00	$ 700.00
Bike Rack	1	EA	$ 700.00	$ 700.00
			Total for MISCELLANEOUS:	**$ 4,520.00**

BOHLER

Description	Quantity	Unit	Unit Cost	Total Cost
HDPE				
6" HDPE	80	LF	$ 29.00	$ 2,320.00
8" HDPE	95	LF	$ 32.00	$ 3,040.00
			SUBTOTAL:	**$ 102,467.39**
Construction Stakeout	0.00	%		$ -
As-Built Plans	0.00	LS		$ -
Contingency	0.00	%		$ -
			TOTAL:	**$ 102,467.39**

In the event the above conditions and assumptions are exceeded and further modifications or additional services are required, Bohler reserves the right to supplement this OPCC with additional services and scopes. Items and scope not included in the above OPCC include, but are not limited to:

•Design development changes;
•Schedule adjustments;
•General administration changes (such as wage rates);
•Differing site conditions (above ground and below) from those reasonably expected;
•Third party requirements imposed during construction including, but not limited to, new permits; and

The Firm and the Client recognize and affirm that to the extent the Client, or where applicable, the Owner, authorizes Bohler to perform only a narrow scope of services, this will impact and limit Bohler's ability to provide the cost(s) described herein.

The above-stated costs are opinions, only, should not be considered a formal or final construction estimate and should not be relied upon to determine actual costs to perform and complete the scope of the above-described services, Project and improvements. Please note also that this OPCC consists of a "snapshot in time" and the reliability of this OPCC will degrade over time. Bohler cannot and does not make any warranty, promise, guarantee or representation, either express or implied, that proposals, bids, project construction costs, or cost of the scope of work described in this OPCC will not vary significantly over time.

R:\2025\OHA250005.00\Technical\Cost Estimates\[Dutch Bros Buffalo Grove CENTRAL - Master OPC.xlsx]OPCC

Dutch Bros Coffee Shop Letter of Credit, Cash Deposit, and Engineering Fees

EOPC Dated 1/20/2026	$	102,467.39	
10% Construction Engineering	$	112,714.13	per Section 16.20.130B(1)
108%	$	120,912.00	total security amount per Section 16.20.130B(2)
Cash Deposit	**$**	**5,000.00**	**1% of Total or $5,000 Minimum**
LOC Amount	**$**	**115,912.00**	

Engineering Review & Inspection Fee	**$**	**3,587.00**	3.5% per Appendix A, Table A-1

AGENDA ITEM SUMMARY

BUFFALO GROVE VILLAGE BOARD

Regular Meeting: March 16, 2026

AGENDA ITEM 8.q. O-2026-35

Ordinance Authorizing a Development Improvement Agreement with M/I Homes of Chicago, LLC a Final Plat of Subdivision, and Final Plat of Easement Vacation for the Highbury Club Residential Development

Contacts

Liaison: Trustee Weidenfeld
Staff: Briget Schwab

Staff Recommendation

Staff recommends approval.

Recommended Motion

I move to approve the Development Improvement Agreement with M/I Homes of Chicago, LLC, a Final Plat of Subdivision, and Final Plat of Easement Vacation for the Highbury Club Residential Development, subject to review and approval by the Village Attorney.

Summary

Recommendation

Staff recommends the Village Board approve the Development Improvement Agreement (DIA) with M/I Homes of Chicago, LLC, a Final Plat of Subdivision, and Final Plat of Easement Vacation for the Highbury Club residential development located at 301 Weiland Road, subject to review and approval by the Village Attorney.

Background

At the January 20, 2026 Village Board meeting, the Board approved the Annexation Agreement, Special Use for a Residential Planned Unit Development, Final Plat of Subdivision and Preliminary Plans for the Highbury Club residential development. M/I Homes of Chicago, LLC has since submitted final Development Plans and a Development Improvement Agreement (DIA), a Final Plat of Subdivision, and Final Plat of Easement Vacation for the Highbury Club subdivision located at 301 Weiland Road, the former Schwaben Center Building site.

The proposed development includes thirty-three (33) single-family homes, along with the associated site, roadway, and utility improvements necessary to serve the subdivision. Engineering staff has reviewed the final engineering plans and supporting submittals and determined them to be acceptable.

The DIA is an agreement between the Developer and the Village and identifies the items to be constructed by the developer on the project site. Typical items include stormwater management, parking lots, and all the utilities such as water main, and sanitary sewer. With this agreement, the developer agrees to provide security as required in the Village Code until the developer completes the required items.

The DIA is an agreement between the Developer and the Village and identifies the items to be constructed by the developer on the project site. Typical items include stormwater management, parking lots, and all the utilities such as water main, and sanitary sewer. With this agreement, the developer agrees to provide security as required in the Village Code until the developer completes the required items.

Strategic Alignment

Guiding Principle

Principle 7: Builds Our Community

Goal

Goal 2: Enhanced, beautiful, safe and sustainable neighborhoods

File Attachments

1. DRAFT Ordinance - Highbury DIA
2. Development Improvement Agreement - Highbury-FINALpdf
3. Highbury Final Plat of Subdivision_20250827
4. Highbury Final Plat of Easement Vacation 20250829

ORDINANCE 2026-xxx

AN ORDINANCE AUTHORIZING A DEVELOPMENT IMPROVEMENT AGREEMENT WITH M/HOMES OF CHICAGO, LLC, A FINAL PLAT OF SUBDIVISION, AND FINAL PLAT OF EASEMENT VACATION FOR THE HIGHBURY CLUB RESIDENTIAL DEVELOPMENT

WHEREAS the Village of Buffalo Grove is a home rule unit pursuant to the Illinois Constitution of 1970; and

WHEREAS the Village seeks to enter into a Development Improvement Agreement (DIA) with M/I Homes of Chicago, LLC ("Developer") for site improvements associated with the Highbury Club Residential Development.

NOW THEREFORE BE IT ORDAINED by the President and Board of Trustees of the Village of Buffalo Grove, Cook and Lake Counties, Illinois, as follows:

SECTION 1. The foregoing recitals are hereby adopted and incorporated and made a part of this Ordinance as if fully set forth herein.

SECTION 2. The Development Improvement Agreement, a Final Plat of Subdivision, and Final Plat of Easement Vacation all attached herein are approved subject to review and approval by the Village Attorney and Village Engineer.

SECTION 3. If any section, paragraph, clause or provision of this Ordinance shall be held invalid, the invalidity thereof shall not affect any other provision of this Ordinance.

SECTION 4. This Ordinance shall be in full force and effect from and after its passage and approval and shall not be codified.

AYES: _____
NAYES: _____
ABSENT: _____
PASSED: _____, 2026
APPROVED: _____, 2026
PUBLISHED: _____, 2026

ATTEST:

_____
Janet M. Sirabian, Village Clerk

APPROVED:

_____
Eric N. Smith, Village President

DRAFT

HIGHBURY CLUB
DEVELOPMENT IMPROVEMENT AGREEMENT

THIS DEVELOPMENT IMPROVEMENT AGREEMENT ("**Agreement**") is made and entered into as of this ____ day of _____, 2026 by and between the VILLAGE OF BUFFALO GROVE, an Illinois Municipal Corporation, and having its office at Village Hall, 50 Raupp Boulevard, Buffalo Grove, Illinois (hereinafter called "**Village**"), and M/I Homes of Chicago LLC, a Delaware limited liability company (hereinafter called "**Developer**").

WITNESSETH:

WHEREAS, Developer desires to improve the real property described in Exhibit "A" attached hereto and made a part hereof (the "**Property**"), and in compliance with the Village's Development Ordinance (the "**Development Ordinance**"), Developer has submitted to the Village certain (i) plans prepared by Pearson & Brown, who are registered professional engineers (the "**Site Plan**"), which Plans were approved by the Village pursuant to Ordinance No. 2026-017 (the "**Final PUD Ordinance**") and (ii) additional plans and specifications prepared by Gary R. Weber Associates dated March 6, 2026 and described in more detail in Exhibit "C" attached hereto and made a part hereof (the "**Site Improvement Plans**" and together with the Site Plan, the "**Plans**") in connection with the construction of a residential subdivision containing 33 single-family residential lots and related common improvements, including stormwater management and detention facilities, public street and right-of-way improvements, open space and landscaping (the "**Proposed Development**"); and,

WHEREAS, the Village is willing to approve said Plans, provided that this Agreement is executed to ensure the completion of certain site improvements, as a condition precedent to the issuance of building permits for any buildings to be constructed on the Property.

NOW, THEREFORE, it is mutually agreed as follows:

1. Completion of Improvements. Developer shall furnish, or cause to be furnished, at their own cost and expense, all the necessary material, labor, and equipment to complete the improvements listed on Exhibit "B" attached hereto, and all other site improvements not specifically set forth in this Agreement, which are required by applicable ordinances or agreements (collectively, the "**Improvements**"), all in a good and workmanlike manner and in accordance with all pertinent ordinances and regulations of the Village and in accordance with the Plans (including any subsequent

revisions requested by the Developer and approved in writing by the Village pursuant to the Village's Development Ordinance). All utility lines and services to be installed in the street shall be installed prior to paving. The Village agrees that electric utility lines may be installed in front yard easements as shown on the Plans.

2. Estimate of Probable Costs. Attached hereto as Exhibit "D" is the Engineer's Estimate of Probable Costs ("**EOPC**") for the construction of the Improvements described in Exhibit "B" hereto including an amount equal to ten percent of such costs for estimated construction engineering. Individual line items and total amounts shown on the EOPC shall be referred to herein as a "**Cost Estimate**" for the item or the Improvements as the context may require. Prior to the issuance of Village Permits, the Developer shall deposit a Letter of Credit acceptable to and in a form and substance approved by the Village in the original amount of Two Million Three Hundred Eighty-Eight Thousand Fifty-Nine and no/100 Dollars ($2,388,059.00), as further described in Paragraph 10 herein (the "**Letter of Credit**").

3. Inspection. All work shall be subject to inspection by and the approval of the Village Engineer. It is agreed that the contractors who are engaged to construct the Improvements are to be approved by the Village Engineer and that such approval will not be unreasonably withheld.

4. Engineering Review and Inspection Fee. The Developer has paid or will pay the Village a Review and Inspection Fee in the amount of Eighty-Three Thousand Two Hundred Fifteen and no/100 Dollars ($83,215.00) as required by Section 16.20.080(D)(1) of the Development Ordinance. It is understood that the amount of said fee is based on the amount of the Cost Estimate for those items listed in Exhibits "B" and "D".

5. Insurance. Prior to the time the Developer or any of its contractors begin any of the work provided for herein, the Developer, and/or its contractors shall furnish the Village with evidence of insurance covering Developer's and/or its contractors' employees, as applicable, in substantially in the form attached hereto as Exhibit "F". Nothing herein shall waive any immunities the Village may assert in response to or defense of any such claim.

6. Indemnification. In addition, by its execution of this Agreement, the Developer agrees to protect, indemnify, save and hold harmless, and defend the Village and its employees, officials, and agents,

against any and all claims, costs, causes, actions, and expenses, including but not limited to reasonable attorneys' fees incurred by reason of a lawsuit or claim for damages or compensation arising in favor of any person, corporation or other entity, including the employees, officers, independent contractors or sub-contractors of the Developer or the Village, on account of personal injuries or death, or damage to property occurring, growing out of, incident to, or resulting directly or indirectly, from the performance of the work of the Developer, its independent contractors or sub-contractors or their officers, agents, or employees. The Developer shall have no liability or damages for the costs incident thereto to the extent caused by the sole negligence or intentional misconduct of the Village, its independent contractors or sub-contractors or their officers, agents, or employees.

7. Timing of Completion. Subject to Force Majeure (as defined herein), Developer shall cause the Improvements to be completed within twenty-four (24) months following the date of this Agreement (except final surface course of roadways, which shall be completed by the earlier of (i) thirty-eight (38) months following the date of this agreement and (ii) the date on which 90% of homes in the Proposed Development are complete, and except Improvements for which specified time limits are noted on the Plans, which shall be completed within the specified time limits shown on the Plans). "**Force Majeure**" as used herein shall mean a delay in Developer's performance hereunder caused by a strike or labor problem, energy shortage, governmental pre-emption or prescription, national emergency, or any other cause of any kind beyond the reasonable control of Developer. If work is not completed within the time prescribed herein, the Village shall have the right to call upon the Letter of Credit, in accordance with its terms, for the purpose of completing the Improvements. Upon completion of the Improvements herein provided for, as evidenced by the certificate or certificates issued pursuant to Section 16.40.050 of the Development Ordinance, the Village shall be deemed to have accepted said Improvements, and thereupon, the Letter of Credit shall automatically be reduced to serve as security for the obligations of the Developer as set forth in Paragraph 7 hereof. The Developer shall cause its consulting engineers to prepare and deliver "as-built" drawings to show work as actually constructed and said engineers shall turn over high quality Mylar reproducible copies thereof to the Village to

become the Village's property prior to acceptance of the Improvements by the President and Board of Trustees.

8. Maintenance Guaranty. The Developer, for a period of one year beyond formal acceptance by the Village of any Improvement described in Exhibit "B" hereof, shall be responsible for maintenance, repairs and corrections to such Improvements which may be required due to failures or on account of faulty construction or due to the Developer's negligence and/or its contractors' negligence. The obligation of the Developer hereunder shall be secured by the Letter of Credit as further described in Paragraph 10 hereof.

9. Utilities. It is agreed that no occupancy permit shall be granted by any Village official for the construction of any structure until all required utility facilities set forth in the Plans (to include, but not by way of limitation, sanitary sewer, water and storm sewer systems) have been installed and made ready to service the Property; and that all roadways (to include curbs) set forth in the Plans that provide access to the Property have been completely constructed, except for the designed surface course. It is understood and agreed that building permits may be granted for buildings on specific lots to which utility facilities have been installed and made ready for service and to which roadways have been constructed as described above, notwithstanding the fact that all improvements within the Development may not be completed.

10. Letter of Credit.

    a. The obligations of the Developer hereunder as to the deposit of security for the completion of the Improvements and the one year maintenance of said Improvements after acceptance by the Village (as set forth in Paragraph 8 above) shall be satisfied upon delivery to the Village of a Letter of Credit in favor of the Village in a form acceptable to the Village, in the amount set forth in Paragraph 2 above. The Letter of Credit shall be made subject to this Agreement. The Developer hereby waives its option pursuant to 30 ILCS 550/3 and 65 ILCS 5/11-39-3 to utilize any type of security other than a Letter of Credit.

    b. In addition to the terms, conditions, and covenants of the Letter of Credit, and subject to the terms of this Agreement, the Village hereby agrees to draw funds or to call said performance

guarantee under such security solely for the purpose of payment for labor and materials supplied or to be supplied, by engineers, contractors, or subcontractors, to, or for the benefit of the Developer or the Village, as the case may be, under the provisions of this Agreement and the said Improvements for which payment is being made shall have been completed, or will be completed, in substantial accordance with the Plans.

c. The Village further hereby agrees that, to the extent that the Developer causes the commitments of this Agreement to be completed, the outstanding liability of the issuer of the Letter of Credit shall, during the course of construction of the Improvements, be periodically reduced to approximate the cost of completing the remaining Improvements and paying unpaid contract balances for the completion of the Improvements referred to in this Agreement and pursuant to Section 16.20.130(B) of the Development Ordinance.

d. Until all required tests have been submitted and approved by the Village for each of the construction elements including, but not limited to, earthwork, street pavements, parking area pavements, sanitary sewers and water mains (as applicable), a minimum of that portion of the surety attributable to each element shall be subject to complete retention. All Improvements are subject to a minimum fifteen (15%) percent retention until final acceptance by the Village.

e. In order to guarantee and warranty the obligations of Paragraph 7 herein, an amount equal to fifteen (15%) percent of the total amount of the Letter of Credit, or an amount equal to fifteen (15%) percent of the Cost Estimate of the individual Improvement(s) shall be retained in the Letter of Credit for a period of one-year beyond formal acceptance by the Village of the Improvement(s).

f. As a portion of the security amount specified in Paragraph 2, the Developer shall maintain a cash deposit with the Village Clerk in the amount of 1% of overall project Letter of Credit amount, but not less than Five Thousand Dollars ($5,000.00). If roads are not maintained with a smooth and firm surface reasonably adequate for access of emergency vehicles such as fire trucks and ambulances, or if any condition develops which is reasonably deemed an

immediate danger to public health or safety by the Village of Buffalo Grove due to the actions of the Developer or its failure to act, and after written notice of this condition, the Developer fails to immediately remedy the condition then the Village may take action to remedy the situation and charge any expenses which result from the action to remedy the situation to the cash deposit. Upon notification that the cash deposit has been drawn upon, the Developer shall immediately deposit sufficient funds to maintain the deposit in the amount of Twenty-Eight Thousand Two Hundred Forty-Five and 38/100 Dollars ($28,245.38), or 1% of the overall project Letter of Credit amount, but not less than Five Thousand Dollars ($5,000.00). If the Developer has not made the additional deposit required to maintain the total cash deposit within seven (7) days from the date it received notice that such additional deposit was required, it is agreed that the Village may issue a Stop Work Order until the deposit is so replenished.

g. The cash deposit shall continue to be maintained until the maintenance guarantee period has lapsed. The deposit may be drawn upon by the Village if the conditions of this Agreement are not met by the Developer within five (5) days after receipt of a written notice of noncompliance with the conditions of this Agreement, except in cases of immediate danger to public health and safety as reasonably determined by the Village, in which case, the deposit may be drawn upon immediately following notice to the Developer and ~~his~~ its failure to immediately remedy the situation. After termination of the one-year maintenance period and upon receipt by the Village Clerk of Developer's written request for release of the deposit, the Village will either notify the Developer that the Improvements are not in a proper condition for final release of the deposit (in which case the Village shall notify Developer of the corrective action to be taken and this process shall repeat until the Village approves the condition of the Improvements), or shall release the deposit within fifteen (15) days.

h. In addition to the terms, covenants, and conditions of the Letter of Credit, the Developer hereby agrees that no reduction shall occur in the outstanding liability of the issuer there under, except on the written approval of the Village; however, in all events, the Village shall

permit such Letter of Credit to expire, either by its terms, or by return of such Letter of Credit to the Developer, upon the expiration of one (1) year from the acceptance of the Improvements referred to herein by the Village. To the extent that the provisions of Paragraph 10 herein, and of the Letter of Credit, permit the Village to draw funds under such Letter of Credit, the Village hereby agrees to reduce the outstanding liability of the issuer of the Letter of Credit to the extent that funds are disbursed.

i. The Developer agrees that funds drawn under and in compliance with the terms of the Letter of Credit shall be honored no later than the close of the third banking day following the presentment. If the issuing bank fails to timely honor same, Developer shall pay all attorney's fees, court costs and other expenses incurred by the Village of Buffalo Grove in enforcing the terms of the Letter of Credit.

j. Any Letter of Credit shall provide that the issuer thereof shall not cancel or otherwise terminate said security without a written notice being given to the Village between thirty- (30) days and forty-five (45) days in advance of termination or cancellation.

11. Exterior Lighting. No occupancy permit shall be issued until all exterior lighting specified on Exhibit "C" is installed and operational.

12. Conditional Site Development Permit.

a. At any time after the effective date of the Final PUD Ordinance, Developer may proceed, at Developer's sole risk and in accordance with all applicable Village ordinances and other requirements of law, to undertake excavation and/or mass grading of the Property, installation of erosion and sedimentation control measures, construction of stormwater retention and detention facilities, and activities such as filling, soil stockpiling, and site grading, but only if the following conditions are met: (1) Developer has applied for and received grading and stormwater permits from the Village covering such activities; (2) Developer assumes all risk, agrees to defend and hold the Village harmless for such work, and agrees to modify any work if so required to satisfy the applicable Plans; (3) Developer posts and maintains a Letter of Credit and cash deposit in a form and amount approved

by the Village for the reasonable estimated costs of site restoration, including topsoil replacement; and (4) Developer submits a sediment control plan and any required NPDES Phase II Notices of Intent and Stormwater Pollution Prevention Plans as to the affected portions of the Property for approval by the Village. As a precondition to obtaining Village grading and stormwater permits for such work, Developer shall submit plans containing sufficient information to demonstrate, to the satisfaction of the Village Engineer, that the work will be accomplished in accordance with good engineering practices and that Developer shall be required to take such action as may be necessary to assure that such work ultimately complies with the Plans for the Proposed Development.

13. Model, Model Area and Construction Trailer.

a. The Village agrees to allow Developer to construct, maintain, and use no more than one (1) model unit. The Developer shall submit to the Village for its review and approval plans and specifications for the model unit intended to be constructed within the Model Area. The model may be constructed only after (a) the Final Plans have been reviewed and approved by the Village; (b) approval by the Fire Department; (c) construction of a hard, paved surface acceptable to the Village in order to provide adequate emergency services and meet required codes to and adjacent to the said model(s); (d) stormwater improvements supporting impervious surfaces, potable water systems for firefighting; (e) posting of the necessary surety guaranteeing completion of the Secured Improvements; and (f) conformance with any other applicable codes or ordinances. Notwithstanding the foregoing, the Village agrees that the model home may be connected to temporary utility service(s) prior to issuance of a certificate of occupancy.

b. It is agreed that the model unit may be used as a model until for a period of no later than four (4) years from the date of this Agreement, or not later than final unit construction, whichever occurs first. This timeframe may be extended with the Village's approval, which approval shall not be unreasonably withheld.

c. Developer shall be permitted to use and occupy (but not for residential purposes)

temporary construction trailers consistent after obtaining the necessary permit, as long as it is in accordance with all applicable requirements and codes of the Village. Developer agrees to remove the temporary construction trailers if they are not necessary for the development or if they are creating a nuisance provided that the Village notifies Developer of such condition(s) in writing and Developer fails to cure such condition(s) within ten (10) business days thereafter. In addition the temporary construction trailers shall not be utilized for any project other than the Development.

14. Temporary Signage. The Village agrees to allow the temporary marketing signage to be used in the Property as depicted on the marketing signage plan attached hereto as Exhibit "F" ("Temporary Signage Plan") as approved pursuant to the PUD Ordinance and as governed by Title 14 Sign Code of the Village Ordinance.

15. Off-Site Detention. To meet the stormwater detention requirements of the Development Ordinance, Developer shall utilize excess detention storage in the adjacent off-site detention basin known as "Pritchett Pond" which is owned by the Village. The Village acknowledges and agrees that Developer may use such storage capacity as set forth in Section 10(b) of the Annexation Agreement Ordinance No. 2026-15. Developer agrees to pay the Village the sum of $341,986.45 for the use of 1.7 acre-feet of detention storage in Pritchett Pond Such payment shall be made prior to the issuance of the Site Development Permit and in accordance with Section 16.20.080(D) of the Municipal Code.

16. Cleanliness and Maintenance. The Developer acknowledges that it is responsible for the proper control of weeds, grass, refuse, and junk on all property which it owns within the Village in accordance with Chapter 8.32 of the Buffalo Grove Municipal Code. It is further agreed that the Developer shall continue to be responsible for the proper maintenance of any parcels of property and or Improvements for which the Developer transfers ownership to the Village until such time as the development's Improvements are accepted by the Village in writing in accordance with the provisions of this Agreement.

    If the Developer fails to perform its maintenance responsibilities established in either this paragraph or Chapter 8.32 of the Village Ordinance, the Village may provide a written notice to the Developer of

the improper maintenance condition. If proper maintenance is not completed within ten (10) days after the Developer is provided this notice, the Village may perform the maintenance and deduct the costs of the maintenance from the cash deposit described in Paragraph 10(f).

17. Recapture. The Developer agrees that no Improvements constructed in conjunction with this Property are sized or located in such a way as to warrant any recapture payment to the Developer pursuant to any applicable previous agreements.

18. Term. This Agreement shall automatically terminate and be of no further force and effect with respect to Developer or the Property upon the expiration of the one year maintenance period, and upon such termination the parties hereto shall have no further obligations to the other, except for the Village's obligation to return the Letter of Credit and cash deposit to Developer or otherwise notify the issuer of the Letter of Credit of the expiration of the Letter of Credit. The period commencing on the date set forth in the preamble to this Agreement and expiring on the expiration of the one year maintenance period is referred to herein as the "Term".

19. Related Agreements. This Agreement and the obligations contained herein are in addition to, and not in limitation of, all other agreements between the Parties hereto including, without limitation, the Final PUD or Annexation Approval Ordinance No. 2026.15 dated January 20, 2026, and the obligations contained therein.

20. No Recordation. Neither party shall cause this Agreement (or any memorandum hereof) to be recorded against the Property.

21. Assignment. Neither party shall assign this Agreement or any of its terms without the prior, express and written consent of the other party. Furthermore, no assignment of the Developer's obligations shall be effective unless and until the Village approves the language of any proposed assignment and substitute security in the amounts required by this Agreement.

[SIGNATURES FOLLOW]

IN WITNESS WHEREOF, the Village has caused this Agreement to be executed, as has the Developer, all as of the date first above written.

VILLAGE OF BUFFALO GROVE, an Illinois Municipal Corporation

By: _____

Village President

DEVELOPER:

M/I HOMES OF CHICAGO, LLC
2135 City Gate Lane, Suite 620
Naperville, Illinois 60563

By: _____

Name: _____

Title: _____

HIGHBURY CLUB

DEVELOPMENT IMPROVEMENT AGREEMENT

EXHIBIT A

LEGAL DESCRIPTION

301 Weiland Road:

Lot 1 in SCHWABEN CENTER SUBDIVISION, being a subdivision of part of Lot 5 in Prairie View Acres, being a subdivision of part of the West half of the Southeast Quarter of Section 33, Township 43 North, Range 11 East of the Third Principal Meridian, according to the plat thereof recorded September 24, 1981 as document 2132309 in Lake County Illinois LESS AND EXCEPT that part taken by the Department of Transportation in Case 17ED33 as disclosed by Agreed Final Order recorded as document 7526357.

PIN No. 15-33-402-111

AND

That part of Lot 5 lying South of the North 80 rods in Prairie View Acres being a subdivision in the Northwest 1/4 of the Southwest 1/4 of Section 13, Township 43 North Range 11 East of the Third Principal Meridian in Lake County Illinois EXCEPT the West 430.12 feet thereof.

PIN No. 15-33-402-112

AND

That part of Lot 5 in Prairie View Acres, being a subdivision of part of the East 60 rods of the North 80 rods of the West half of the Southeast Quarter of Section 33, Township 43 North, Range 11 East of the Third Principal Meridian, according to the plat thereof recorded December 9, 1955 as document number 891499, in Book 1405 of Records, Page 196, described as follows:

Commencing at a point on the Westerly line of said Lot 5, 323.98 feet Southwesterly of the Northwest corner of said Lot, thence East parallel with the North line of said Lot 5, 315.10 feet, thence South 130.00 feet, thence West parallel to said North line, 355.01 feet to a point on the Westerly line of said Lot 5, which is 135.99 feet Southwesterly of the place of beginning and thence Northwesterly (sic) along said Westerly line, 135.99 feet to the point of beginning, in Lake County, Illinois;

EXCEPTING THEREFROM: That part conveyed to the Lake County Division of Transportation described as follows:

Commencing at the Northwest corner of said Lot 5; thence on an Illinois Coordinate System NAD 83(2007) East Zone bearing of South 16 degrees 57 minutes 49 seconds West along the Westerly line of said Lot 5, a distance of 323.86 feet (323.98 feet, recorded) to the Northwest corner of said grantor according to Deed in Trust recorded July 14, 1975 as document number 1717879 and the point of beginning; thence North 89 degrees 52 minutes 52 seconds East along the North line of grantor according to said Deed in Trust, a distance of 43.94 feet to a point 2.00 feet normally distant Easterly Right of Way line of Weiland Road recorded December 9, 1955 as document number 891499; thence South 16 degrees 57 minutes 49 seconds West along a line 2.00 feet normally distant Easterly of and parallel with the said Easterly Right of Way line of Weiland Road, a distance of 136.14 feet to the South line of the grantor according to said Deed in Trust; thence South 89 degrees 52 minutes 52 seconds West along the South line of the grantor according to said Deed in Trust, a distance of 43.94 feet to the Westerly line of said Lot 5; thence North 16 degrees 57 minutes 49 seconds East along the Westerly line of said Lot 5, a distance of 136.14 feet (135.99

feet, recorded) to the point of beginning.

PIN No. 15-33-402-128

HIGHBURY CLUB

DEVELOPMENT IMPROVEMENT AGREEMENT

EXHIBIT B

All improvements set forth and depicted in the Plans, both public and private, including (to the extent applicable) earthwork, grading, roads or streets, parking lots, areas and/or parking facilities, sidewalks, sanitary and storm sewers, water main, drainage and storm water detention facilities, site grading, street lighting, landscaping, survey monuments and benchmarks.

HIGHBURY CLUB

DEVELOPMENT IMPROVEMENT AGREEMENT

EXHIBIT C

Final Engineering Plans prepared by: Pearson & Brown

Entitled: Final Engineering Highbury Club

Consisting of: 20 sheet(s), last revised March 6, 2026

Landscaping Plans prepared by: Gary R Weber Associates, Inc

Entitled: Final Landscape Plan Highbury Club

Consisting of: 8 sheet(s), last dated March 6, 2026

(see following pages)

FINAL ENGINEERING
HIGHBURY CLUB

301 WEILAND ROAD BUFFALO GROVE, ILLINOIS

LOCATION MAP NORTH

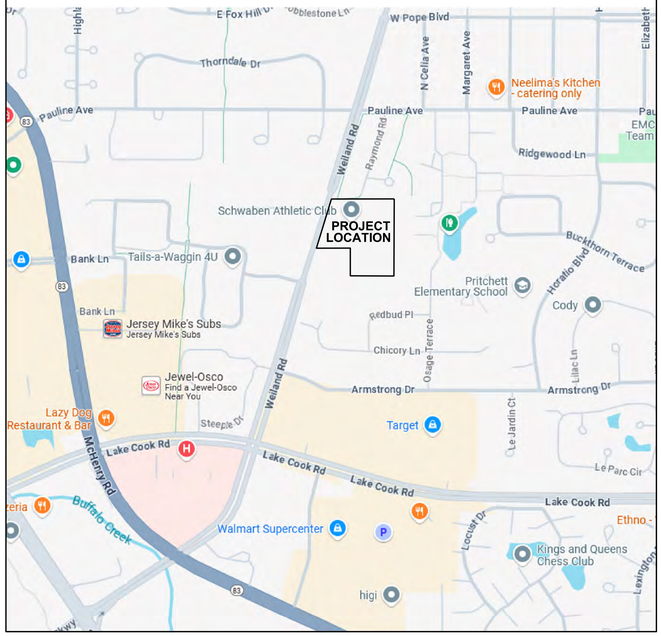

INDEX

1. COVER SHEET
2. SPECIFICATIONS & NOTES
3. EXISTING CONDITIONS
4. DEMOLITION PLAN
5. GEOMETRICS PLAN
6. GRADING PLAN
7. ADA GRADING PLAN
8. EROSION CONTROL PLAN
9. EROSION CONTROL NOTES & DETAILS
10. UTILITY PLAN
11. PLAN & PROFILE
12. PLAN & PROFILE
13. PLAN & PROFILE
14. DETAILS
15. DETAILS
16. DETAILS
17. DETAILS
18. WEILAND ROAD IMPROVEMENTS
19. STREET LIGHT DETAILS

COORDINATE GEOMETRY CONTROL EXHIBIT

LEGEND

EXISTING	PROPOSED		EXISTING	PROPOSED	
		SANITARY SEWER			CENTER LINE
		FORCE MAIN			EASEMENT
		STORM SEWER			BUILDING SETBACK
		P.V.C. STORM SEWER			CURB & GUTTER
		COMBINED SEWER			CURB & REVERSE GUTTER PITCH
		DRAIN TILE			DEPRESSED CURB & GUTTER
		WATER MAIN			GUARD RAIL
		TRENCH BACKFILL			FENCE
		MANHOLE			RETAINING WALL
		CATCH BASIN			CURB RAMP
		INLET			DRIVEWAY HAND
		YARD DRAIN			SIGN
		INLET MANHOLE	MS	MB	MAIL BOX
		FLARED END SECTION			SOIL BORING
		HEAD WALL			DECIDUOUS TREE, DIAMETER
LS	LS	LIFT STATION			EVERGREEN TREE, HEIGHT
		CLEAN-OUT	T/F 600.00	T/F 600.00	TOP OF FOUNDATION
M	M	METER VAULT	F/G 600.00	F/G 600.00	FINISHED GRADE
		VALVE VAULT	+600.00	+600.00	SPOT ELEVATION
		VALVE BOX	T/CR 600.00	T/CR 600.00	TOP OF CURB RAMP ELEVATION
		BUFFALO BOX	T/C 600.00	T/C 600.00	TOP OF CURB ELEVATION
		FIRE HYDRANT	F/L 600.00	F/L 600.00	FLOW LINE OF GUTTER
		CONFLICT	600	600	CONTOUR
		CROSSING			DITCH
		TRIPLE BASIN			DRAINAGE FLOW
GB	GB	GREASE BASIN			OVERLAND FLOW
G	G	GAS MAIN	R-600.00	R-600.00	RIM ELEVATION
E	E	ELECTRIC CABLE	I-600.00	I-600.00	INVERT ELEVATION
T	T	TELEPHONE CABLE			WETLAND LIMIT
F	F	FIBER OPTIC CABLE			WETLAND BUFFER LINE
C	C	CABLE			RIDGE LINE
		STREET LIGHT			BASE FLOOD ELEVATION LINE
		UTILITY POLE			F.E.M.A. FLOODPLAIN LINE
		PEDESTAL			
		TRANSFORMER			
G	G	GAS VALVE			
E	E	ELECTRIC BOX			
T	T	TELEPHONE MANHOLE			
F	F	FIBER OPTIC MANHOLE			
T	T	TRAFFIC SIGNAL BOX			
		TRAFFIC SIGNAL			

PREPARED FOR:

M/I HOMES OF CHICAGO, LLC
2135 CITY GATE LANE - SUITE 620 NAPERVILLE, IL. 60563, (630) 426-1370

CONSULTING ENGINEERS:

PEARSON, BROWN & ASSOCIATES, INC.
A PROFESSIONAL DESIGN FIRM - ILLINOIS PROFESSIONAL ENGINEERING CORPORATION - LICENSE NUMBER 184-001058 EXPIRES 04/30/27
1850 W. WINCHESTER ROAD - SUITE 205 LIBERTYVILLE, ILLINOIS 60048, (847) 367-6707

ALL WATER MAIN VALVES WILL BE OPERATED BY THE VILLAGE OF BUFFALO GROVE WATER DEPARTMENT. 48-HOUR NOTICE IS NECESSARY TO SCHEDULE ANY VALVE OPERATION INCLUDING TESTING OF THE WATER MAIN.

BENCHMARKS:

SOURCE BENCHMARK
NGS MONUMENT, DESIGNATION:VBG 1B,
PID: AJ3076. SEE NGS DATA SHEET FOR DETAILS (SHEET 2)
ELEVATION 676.01 (NAVD 88)

SITE BENCHMARK
PK NAIL IN BITUMINOUS PATH AT GAS MAIN CROSSING WEILAND ROAD.
ELEVATION = 688.68 (NAVD 88)

PROPERTY INDEX NUMBERS:

15-33-402-111
15-33-402-112
15-33-402-128

DRAINAGE CERTIFICATE

TO THE BEST OF OUR KNOWLEDGE AND BELIEF THE DRAINAGE OF SURFACE WATERS WILL NOT BE CHANGED BY THE CONSTRUCTION OF THIS DEVELOPMENT OR ANY PART THEREOF, OR, THAT IF SUCH SURFACE WATER DRAINAGE WILL BE CHANGED, REASONABLE PROVISION HAS BEEN MADE FOR COLLECTION AND DIVERSION OF SUCH SURFACE WATERS INTO PUBLIC AREAS, OR DRAINS WHICH THE DEVELOPER HAS A RIGHT TO USE, AND THAT SUCH SURFACE WATERS WILL BE PLANNED FOR IN ACCORDANCE WITH GENERALLY ACCEPTED ENGINEERING PRACTICES SO AS TO REDUCE THE LIKELIHOOD OF DAMAGE TO THE ADJOINING PROPERTY BECAUSE OF THE CONSTRUCTION OF THIS DEVELOPMENT.

NOT FOR CONSTRUCTION

CONTACT JULIE AT 8-1-1 OR 800-892-0123
With the following:
County Lake
City/Twnship Buffalo Grove / Vernon 43N, 11E
Sec 1/4 Sec No. Sec 33, SE 1/4
Call 2 working days BEFORE YOU DIG.
illinoistcall.com

PERMIT	NUMBER	DATE ISSUED
IEPA - SANITARY		
IEPA - WATER		
IEPA - NPDES	ILR10ZG77	2/23/26
VILLAGE - WDP		

REVISIONS		
1	03/06/26	PER VILLAGE REVIEW COMMENTS
2		
3		
4		
5		
6		
7		
8		
9		
10		
11		
12		

ANGELO K. ZOGARIS
062-062725
REGISTERED PROFESSIONAL ENGINEER
ILLINOIS
11/30/27
ENGINEER'S SEAL & SIGNATURE

ORIGINAL ISSUE DATE: 01/21/26

SHEET NUMBER 1

OF 19 SHEETS

JOB No. 24190

HIGHBURY CLUB

© COPYRIGHT 2025 PEARSON, BROWN & ASSOCIATES, INC. ALL RIGHTS RESERVED

SPECIAL PROVISIONS

THE FOLLOWING SPECIAL PROVISIONS ASSUME A TYPICAL OWNER/DEVELOPER AND FOUR PRIME CONTRACTORS (EXCAVATION, UNDERGROUND, PAVING, AND LIGHTING). IF A GENERAL CONTRACTOR IS INVOLVED, REQUIREMENTS AND RESPONSIBILITIES SHALL APPLY ACCORDINGLY BASED ON CONTRACT RELATIONSHIPS BETWEEN THE GENERAL CONTRACTOR, RELEVANT SUBCONTRACTORS AND THE OWNER/DEVELOPER.

I. GENERAL NOTES

1. THE CONSTRUCTION OF ALL IMPROVEMENTS OF THE PROJECT SHALL BE GOVERNED BY THE LATEST CODES AND ORDINANCES OF THE MUNICIPALITY.

   THE CONSTRUCTION OF ALL SEWER AND WATER MAIN IMPROVEMENTS ON THIS PROJECT SHALL BE GOVERNED BY THE FOLLOWING:
   - A. THE "STANDARD SPECIFICATIONS FOR WATER AND SEWER CONSTRUCTION IN ILLINOIS", LATEST REVISION, EXCEPT AS NOTED IN THE PLANS AND SPECIFICATIONS.
   - B. THE "ILLINOIS ADMINISTRATIVE CODE, TITLE 77, PART 890" THE "ILLINOIS PLUMBING CODE", LATEST REVISION
   - C. THE "ILLINOIS ADMINISTRATIVE CODE, TITLE 35, SUBTITLE C, PART 370" THE "ILLINOIS RECOMMENDED STANDARDS FOR SEWAGE WORKS", LATEST REVISION
   - D. THE "ILLINOIS ADMINISTRATIVE CODE, TITLE 35, SUBTITLE F" "PUBLIC WATER SUPPLIES", LATEST REVISION

   THE CONSTRUCTION OF ALL PAVING AND GRADING IMPROVEMENTS SHALL BE GOVERNED BY THE "STANDARD SPECIFICATIONS FOR ROAD AND BRIDGE CONSTRUCTION" AND "SUPPLEMENTAL SPECIFICATIONS AND RECURRING SPECIAL PROVISIONS" (SPECIAL PROVISIONS), LATEST REVISIONS, PREPARED BY THE ILLINOIS DEPARTMENT OF TRANSPORTATION (IDOT). IN CASE OF CONFLICT THE "SPECIAL PROVISIONS" SHALL TAKE PRECEDENCE AND GOVERN, WITH THE IDOT STANDARD SPECIFICATIONS AND SPECIAL PROVISIONS SHALL HEREINAFTER BE REFERRED TO AS THE "IDOT STANDARD SPECIFICATIONS".

   SOIL EROSION AND SEDIMENT CONTROL ON THIS PROJECT SHALL BE GOVERNED BY THE "ILLINOIS URBAN MANUAL", LATEST REVISION.

2. **OWNER AND MUNICIPALITY**
   THE WORD "OWNER" AS USED IN THE SPECIAL PROVISIONS SHALL WHERE APPLICABLE. INCLUDE THE LOCAL MUNICIPALITY OR GOVERNING AUTHORITY.

3. **GUARANTEE PERIOD**
   ALL CONSTRUCTION PERFORMED UNDER THIS CONTRACT SHALL BE GUARANTEED BY THE CONTRACTOR AND HIS SURETY FOR A PERIOD OF TWELVE MONTHS FROM THE DATE OF FINAL ACCEPTANCE BY THE LOCAL MUNICIPALITY, GOVERNING AUTHORITY, OR PRIVATE OWNER OF THE WORK AGAINST DEFECTS IN WORKMANSHIP AND FAULTY OR IMPROPER MATERIALS.

4. **BONDS AND INSURANCE**
   CONTRACTOR SHALL FURNISH PERFORMANCE AND PAYMENT BONDS AS SECURITY FOR THE FAITHFUL PERFORMANCE AND PAYMENT OF ALL HIS OBLIGATIONS UNDER THE PLANS AND SPECIFICATIONS. THESE BONDS SHALL BE IN AMOUNTS AT LEAST EQUAL TO THE CONTRACT PRICE, AND IN SUCH FORM AND WITH SUCH SURETIES AS ARE LICENSED TO CONDUCT BUSINESS IN THE STATE WHERE THE PROJECT IS LOCATED AND ARE NAMED IN THE CURRENT LIST OF "SURETY COMPANIES ACCEPTABLE ON FEDERAL BONDS" AS PUBLISHED IN THE FEDERAL REGISTER BY THE AUDIT STAFF BUREAU OF ACCOUNTS, U.S. TREASURY DEPARTMENT. IF THE SURETY ON ANY BOND FURNISHED BY THE CONTRACTOR IS DECLARED BANKRUPT OR BECOMES INSOLVENT OR ITS RIGHT TO DO BUSINESS IS TERMINATED IN ANY STATE WHERE ANY PART OF THE PROJECT IS LOCATED IS REVOKED, CONTRACTOR SHALL WITHIN FIVE DAYS THEREAFTER SUBSTITUTE ANOTHER BOND AND SURETY, BOTH OF WHICH SHALL BE ACCEPTABLE TO OWNER. CONTRACTOR SHALL PURCHASE AND MAINTAIN SUCH INSURANCE AS WILL PROTECT HIM FROM CLAIMS UNDER WORKMEN'S COMPENSATION LAWS, DISABILITY BENEFIT LAWS OR OTHER SIMILAR EMPLOYEE BENEFIT LAWS; FROM CLAIMS FOR DAMAGES BECAUSE OF BODILY INJURY, OCCUPATIONAL SICKNESS OR DISEASE, OR DEATH OF HIS EMPLOYEES, AND CLAIMS INSURED BY USUAL PERSONAL INJURY LIABILITY COVERAGE; FROM CLAIMS FOR DAMAGES BECAUSE OF BODILY INJURY, SICKNESS OR DISEASE, OR DEATH OF ANY PERSON OTHER THAN HIS EMPLOYEES INCLUDING CLAIMS INSURED BY USUAL PERSONAL INJURY LIABILITY COVERAGE; FROM CLAIMS FOR DAMAGES BECAUSE OF BODILY INJURY OR PROPERTY DAMAGE OUT OF THE OWNERSHIP, MAINTENANCE OR USE OF ANY AUTOMOBILE OR VEHICLE; AND FROM CLAIMS FOR INJURY TO OR DESTRUCTION OF TANGIBLE PROPERTY, INCLUDING LOSS OF USE RESULTING THEREFROM - ANY OR ALL OF WHICH MAY ARISE OUT OF OR RESULT FROM CONTRACTOR'S OPERATIONS UNDER THE CONTRACT AND SPECIFICATIONS, WHETHER SUCH OPERATIONS BE BY HIMSELF OR BY ANY SUBCONTRACTOR OR ANYONE DIRECTLY OR INDIRECTLY EMPLOYED BY ANY OF THEM OR FOR WHOSE ACTS ANY OF THEM MAY BE LIABLY LIABLE. THIS INSURANCE SHALL INCLUDE THE SPECIFIC COVERAGES AND BE WRITTEN FOR NOT LESS THAN ANY LIMITS OF LIABILITY AND MAXIMUM DEDUCTIBLES SPECIFIED OR REQUIRED BY LAW, WHICHEVER IS GREATER, SHALL INCLUDE CONTRACTUAL LIABILITY INSURANCE AND SHALL INCLUDE OWNER AND CONSULTANT AS ADDITIONAL INSURED PARTIES. BEFORE COMMENCING ANY WORK, CONTRACTOR SHALL FILE WITH OWNER AND CONSULTANT CERTIFICATES OF SUCH INSURANCE, ACCEPTABLE TO OWNER; THESE CERTIFICATES SHALL CONTAIN A PROVISION THAT THE COVERAGE AFFORDED UNDER THE POLICIES WILL NOT BE CANCELLED OR MATERIALLY CHANGED UNTIL AT LEAST FIFTEEN DAYS' PRIOR WRITTEN NOTICE HAS BEEN GIVEN TO OWNER AND CONSULTANT. CERTIFICATE OF INSURANCE SHALL BE FILED WITH THE MUNICIPAL CLERK NAMING THE MUNICIPALITY ITS ELECTIVE AND APPOINTIVE BOARDS, COMMISSIONS, OFFICIALS, AGENTS AND EMPLOYEES AS ADDITIONAL INSURED TO COVER, CLAIMS, WHICH MAY ARISE OUT OF THE PERFORMANCE OF THE WORK BY THE APPLICANT OR HIS AGENTS OR CONTRACTORS.

5. **INDEMNIFICATION**
   CONTRACTOR SHALL INDEMNIFY AND HOLD HARMLESS THE MUNICIPALITY, OWNER AND CONSULTANT, AND THEIR AGENTS AND EMPLOYEES FROM AND AGAINST ALL CLAIMS, DAMAGES, LOSSES AND EXPENSES INCLUDING ATTORNEYS' FEES ARISING OUT OF OR RESULTING FROM THE PERFORMANCE OF THE WORK, PROVIDED THAT ANY SUCH CLAIM, DAMAGE, LOSS OR EXPENSE (A) IS ATTRIBUTABLE TO BODILY INJURY, SICKNESS, DISEASE OR DEATH, OR TO INJURY TO OR DESTRUCTION OF TANGIBLE PROPERTY (OTHER THAN THE WORK ITSELF) INCLUDING THE LOSS OF USE RESULTING THEREFROM AND (B) IS CAUSED IN WHOLE OR IN PART BY ANY NEGLIGENT ACT OR OMISSION OF CONTRACTOR, ANY SUBCONTRACTOR, ANYONE DIRECTLY OR INDIRECTLY EMPLOYED BY ANY OF THEM OR ANYONE FOR WHOSE ACTS ANY OF THEM MAY BE LIABLE, REGARDLESS OF WHETHER OR NOT IT IS CAUSED IN PART BY A PARTY INDEMNIFIED HEREUNDER. IN ANY AND ALL CLAIMS AGAINST OWNER OR CONSULTANT OR ANY OF THEIR AGENTS OR EMPLOYEES BY ANY EMPLOYEE OF CONTRACTOR, ANY SUBCONTRACTOR, ANYONE DIRECTLY OR INDIRECTLY EMPLOYED BY ANY OF THEM OR ANYONE FOR WHOSE ACTS ANY OF THEM MAY BE LIABLE, THE INDEMNIFICATION OBLIGATION SHALL NOT BE LIMITED IN ANY WAY BY ANY LIMITATION ON THE AMOUNT OR TYPE OF DAMAGES, COMPENSATION OR BENEFITS PAYABLE BY OR FOR CONTRACTOR OR ANY SUBCONTRACTOR UNDER WORKMEN'S COMPENSATION ACTS, DISABILITY BENEFIT ACTS OR OTHER EMPLOYEE BENEFIT ACTS.

6. **LIABILITY LIMITATIONS**
   THE CONTRACTOR AND HIS SUBCONTRACTORS ARE SKILLED AND EXPERIENCED IN THE USE AND INTERPRETATIONS OF PLANS AND SPECIFICATIONS SUCH AS THOSE INCLUDED IN THE BID DOCUMENTS FOR THIS CONTRACT. THEY HAVE CAREFULLY REVIEWED THE PLANS AND SPECIFICATIONS, AND HAVE FOUND THEM FREE OF AMBIGUITIES AND SUFFICIENT FOR BID PURPOSES. FURTHER, THEY HAVE BASED THEIR BID SOLELY ON THESE DOCUMENTS, NOT RELYING IN ANY WAY ON ANY EXPLANATION OR INTERPRETATION, ORAL OR WRITTEN, FROM ANY OTHER SOURCE. HAVING ASSURED HIMSELF OF THE ADEQUACY OF THE DOCUMENTS AND THE ACCURACY OF HIS BID, THE CONTRACTOR AGREES AND SHALL REQUIRE HIS SUBCONTRACTORS TO AGREE TO LIMIT THE LIABILITY OF THE OWNER AND OF THE CONSULTANT TO A TOTAL AGGREGATE LIABILITY TO THE CONTRACTOR OF THE AMOUNT OF THE TOTAL FEE FOR DESIGN SERVICES RENDERED ON THIS PROJECT. NEITHER THE CONTRACTOR NOR ANY OF HIS SUBCONTRACTORS ASSUME ANY LIABILITY FOR THE ERRORS, OMISSIONS OR NEGLIGENT ACTS OF THE CONSULTANT.

7. **SAFETY AND PROTECTION**
   CONTRACTOR SHALL BE RESPONSIBLE FOR INITIATING, MAINTAINING AND SUPERVISING ALL SAFETY PRECAUTIONS AND PROGRAMS IN CONNECTION WITH THE WORK. HE SHALL TAKE ALL NECESSARY PRECAUTIONS FOR THE SAFETY OF, AND SHALL PROVIDE THE NECESSARY PROTECTION TO PREVENT DAMAGE, INJURY OR LOSS TO:
   - A. ALL EMPLOYEES ON THE WORK AND OTHER PERSONS WHO MAY BE AFFECTED THEREBY.
   - B. ALL THE WORK AND ALL MATERIALS OR EQUIPMENT TO BE INCORPORATED THEREIN, WHETHER IN STORAGE ON OR OFF THE SITE.
   - C. OTHER PROPERTY AT THE SITE OR ADJACENT THERETO, INCLUDING TREES, SHRUBS, LAWNS, WALKS, PAVEMENTS, ROADWAYS, STRUCTURES AND UTILITIES NOT DESIGNATED FOR REMOVAL, RELOCATION OR REPLACEMENT IN COURSE OF CONSTRUCTION.

   CONTRACTOR SHALL COMPLY WITH ALL APPLICABLE LAWS, ORDINANCES, RULES, REGULATIONS AND ORDERS OF ANY PUBLIC BODY HAVING JURISDICTION FOR THE SAFETY OF PERSONS OR PROPERTY OR TO PROTECT THEM FROM DAMAGE, INJURY OR LOSS. HE SHALL ERECT AND MAINTAIN, AS REQUIRED BY THE CONDITIONS AND PROGRESS OF THE WORK, ALL NECESSARY SAFEGUARDS FOR ITS SAFETY AND PROTECTION. HE SHALL NOTIFY OWNERS OF ADJACENT UTILITIES WHEN PROSECUTION OF THE WORK MAY AFFECT THEM. ALL DAMAGE, INJURY OR LOSS TO ANY PROPERTY REFERRED TO CAUSE, DIRECTLY OR INDIRECTLY, IN WHOLE OR IN PART, BY CONTRACTOR, HIS SUBCONTRACTOR OR ANYONE DIRECTLY OR INDIRECTLY EMPLOYED BY ANY OF THEM OR ANYONE FOR WHOSE ACTS ANY OF THEM MAY BE LIABLE, SHALL BE REMEDIED BY CONTRACTOR. CONTRACTOR'S DUTIES AND RESPONSIBILITIES FOR THE SAFETY AND PROTECTION OF THE WORK SHALL CONTINUE UNTIL SUCH TIME AS ALL THE WORK IS COMPLETED AND CONSULTANT HAS ISSUED A NOTICE TO OWNER AND CONTRACTOR THAT WORK IS ACCEPTABLE. CONTRACTOR SHALL DESIGNATE A RESPONSIBLE MEMBER OF HIS ORGANIZATION AT THE SITE WHOSE DUTY SHALL BE THE PREVENTION OF ACCIDENTS. THIS PERSON SHALL BE THE CONTRACTOR'S SUPERINTENDENT UNLESS OTHERWISE DESIGNATED IN WRITING BY CONTRACTOR TO OWNER. IN EMERGENCIES AFFECTING THE SAFETY OF PERSONS OR THE WORK OR PROPERTY AT THE SITE OR ADJACENT THERETO, CONTRACTOR, WITHOUT SPECIAL INSTRUCTION OR AUTHORIZATION FROM CONSULTANT OR OWNER, IS OBLIGATED TO ACT, AT HIS DISCRETION, TO PREVENT THREATENED DAMAGE, INJURY OR LOSS.

8. **SUPERVISION AND SUPERINTENDENCE**
   CONTRACTOR SHALL SUPERVISE AND DIRECT THE WORK EFFICIENTLY AND WITH HIS BEST SKILL AND ATTENTION. HE SHALL BE SOLELY RESPONSIBLE FOR THE MEANS, METHODS, TECHNIQUES, SEQUENCES AND PROCEDURES OF CONSTRUCTION, BUT HE SHALL NOT BE SOLELY RESPONSIBLE FOR THE NEGLIGENCE OF OTHERS IN THE DESIGN OR SELECTION OF A SPECIFIC MEANS, METHOD, TECHNIQUE, SEQUENCE OR PROCEDURE OF CONSTRUCTION WHICH IS INDICATED IN AND REQUIRED BY THE PLANS AND SPECIFICATIONS. CONTRACTOR SHALL BE RESPONSIBLE TO SEE THAT THE FINISHED WORK COMPLIES ACCURATELY WITH THE PLANS AND SPECIFICATIONS. CONTRACTOR SHALL KEEP ON THE WORK AT ALL TIMES DURING ITS PROGRESS. A COMPETENT RESIDENT SUPERINTENDENT, WHO SHALL NOT BE REPLACED WITHOUT WRITTEN NOTICE TO OWNER AND CONSULTANT, EXCEPT UNDER EXTRAORDINARY CIRCUMSTANCES. THE SUPERINTENDENT WILL BE CONTRACTOR'S REPRESENTATIVE AT THE SITE AND SHALL HAVE AUTHORITY TO ACT ON BEHALF OF CONTRACTOR. ALL COMMUNICATIONS GIVEN TO THE SUPERINTENDENT SHALL BE AS BINDING AS IF GIVEN TO CONTRACTOR.

9. **SUBSTITUTE MATERIAL OR EQUIPMENT**
   IF THE GENERAL REQUIREMENTS, LAWS, ORDINANCES OR APPLICABLE RULES OR REGULATIONS PERMIT CONTRACTOR TO FURNISH OR USE A SUBSTITUTE THAT IS EQUAL TO ANY MATERIAL OR EQUIPMENT SPECIFIED, AND IF ANY CONTRACTOR WISHES TO FURNISH OR USE A PROPOSED SUBSTITUTE, HE SHALL MAKE WRITTEN APPLICATION TO CONSULTANT, OWNER AND VILLAGE FOR APPROVAL OF SUCH A SUBSTITUTE CERTIFYING IN WRITING THAT THE PROPOSED SUBSTITUTE WILL PERFORM ADEQUATELY THE FUNCTION CALLED FOR BY THE GENERAL DESIGN, BE SIMILAR AND OF EQUAL SUBSTANCE TO THAT SPECIFIED AND BE SUITED TO THE SAME USE AND CAPABLE OF PERFORMING THE SAME FUNCTION AS THAT SPECIFIED; STATING WHETHER OR NOT ITS INCORPORATION IN OR USE IN CONNECTION WITH THE PROJECT IS SUBJECT TO THE PAYMENT OF ANY LICENSE FEE OR ROYALTY; AND IDENTIFYING ALL VARIATIONS OF THE PROPOSED SUBSTITUTE FROM THAT SPECIFIED AND INDICATING AVAILABLE MAINTENANCE SERVICE. NO SUBSTITUTE SHALL BE ORDERED OR INSTALLED WITHOUT THE WRITTEN APPROVAL OF CONSULTANT WHO WILL BE THE JUDGE OF EQUALITY AND MAY REQUIRE CONTRACTOR TO FURNISH SUCH OTHER DATA ABOUT THE PROPOSED SUBSTITUTE AS HE CONSIDERS PERTINENT. NO SUBSTITUTE SHALL BE ORDERED OR INSTALLED WITHOUT SUCH PERFORMANCE GUARANTEE AND BONDS AS OWNER MAY REQUIRE WHICH SHALL BE FURNISHED AT CONTRACTOR'S EXPENSE.

10. **RECORD DRAWINGS**
    CONTRACTOR SHALL KEEP ONE RECORD COPY OF ALL SPECIFICATIONS, DRAWINGS, ADDENDA, MODIFICATIONS, AND SHOP DRAWINGS AT THE SITE IN GOOD ORDER AND ANNOTATED TO SHOW ALL CHANGES MADE DURING THE CONSTRUCTION PROCESS. THESE SHALL BE AVAILABLE TO CONSULTANT AND SHALL BE DELIVERED TO HIM OR OWNER UPON COMPLETION OF THE PROJECT. CONSULTANT OR OWNER SHALL SUPPLY RECORD DRAWINGS TO THE LOCAL MUNICIPALITY.

11. **INSTRUCTIONS TO CONTRACTORS FROM CONSULTANT**
    THE CONTRACTOR SHALL ONLY ACCEPT INSTRUCTIONS, EITHER VERBAL OR WRITTEN, FROM AUTHORIZED PERSONNEL OF PEARSON, BROWN & ASSOCIATES, INC. THE PERSONNEL SO AUTHORIZED TO ISSUE INSTRUCTIONS TO CONTRACTORS ARE EXCLUSIVELY RONALD ADAMS, GUS ZOGRAFOS AND ANGELO ZOGRAFOS, NOT WITHOUT OWNERS PERMISSION.

12. **APPLICATION FOR PAYMENT**
    IF APPROVAL BY THE CONSULTANT AND THE MUNICIPALITY IS REQUIRED FOR THE PROCESSING OF THE APPLICATION FOR PAYMENT, THEN CONTRACTOR SHALL SUBMIT TO CONSULTANT AN APPLICATION FOR PAYMENT ACCEPTABLE TO CONSULTANT AND SHALL PROVIDE TO THE CONSULTANT ANY AND ALL INFORMATION PERTINENT TO SAID APPLICATION WHETHER REQUESTED SPECIFICALLY OR NOT. CONSULTANT'S APPROVAL IS BASED ON WORK COMPLETED TO DATE OF APPLICATION SUBMITTAL. IF CONTRACTOR HAS AGREED BY CONTRACT AGREEMENT OR IN THE SCOPE OF WORK TO A QUANTITY OF EQUIPMENT WITH OPERATORS OR TO A NUMBER OF CREWS TO START WORK ON A SPECIFIC DATE AND PROCEED AS DIRECTED BY THE OWNER OR HIS REPRESENTATIVE, AND CONTRACTOR DOES NOT PROVIDE THE EQUIPMENT WITH OPERATORS OR THE NUMBER OF CREWS AS DIRECTED BY OWNER OR HIS REPRESENTATIVE, AND, AS A RESULT, CAUSES DELAYS TO THE PROJECT, THE OWNER OR HIS REPRESENTATIVE RESERVES THE RIGHT TO WITHHOLD APPROVAL FOR PAYMENT UNTIL SUCH TIME AS CONTRACTOR HAS COMPLIED WITH SAID CONTRACT AGREEMENT OR SCOPE OF WORK.

13. **RETENTION**
    ANY AND ALL APPLICATIONS FOR PAYMENT SUBMITTED TO CONSULTANT SHALL HAVE A TEN PERCENT (10%) RETAINER UNTIL SUCH TIME AS ONE HUNDRED PERCENT (100%) OF THE WORK REQUESTED OF SAID CONTRACTOR HAS BEEN COMPLETED. UPON COMPLETION OF ONE HUNDRED (100%) PERCENT OF THE WORK, THE RETENTION SHALL BE REDUCED TO FIVE (5) PERCENT. SUCH TIME AS CONTRACTOR HAS APPLIED FOR AND OBTAINED TESTING AND OBTAINED IN WRITING FINAL ACCEPTANCE FOR MAINTENANCE OF THIS WORK BY SAID GOVERNING AUTHORITIES. UPON TESTING, APPROVAL AND ACCEPTANCE OF THE WORK, THE RETENTION SHALL BE REDUCED TO TWO PERCENT (2%) UNTIL ONE YEAR FROM THE DATE OF FINAL ACCEPTANCE AT WHICH TIME ALL MONIES DUE CONTRACTOR SHALL BE APPROVED FOR PAYMENT UNLESS CONTRACTOR HAD FAILED TO PERFORM IN ACCORDANCE WITH PLANS AND SPECIFICATIONS AND/OR WRITTEN OR VERBAL INSTRUCTIONS FROM ENGINEER REGARDING FAULTY MATERIAL AND/OR WORKMANSHIP.

14. **CONFLICT BETWEEN COMPONENT PARTS OR SPECIFICATIONS**
    IN THE EVENT THAT ANY PROVISION IN ANY OF THE FOLLOWING COMPONENT PARTS OF THESE SPECIFICATIONS CONFLICT WITH ANY PROVISION IN ANY OTHER OF THE COMPONENT PARTS, THE PROVISION IN THE CONFLICTING COMPONENT PART LISTED BELOW SHALL GOVERN OVER ANY OTHER COMPONENT PART WHICH FOLLOWS IT, EXCEPT AS MAY OTHERWISE SPECIFICALLY BE STATED. SAID COMPONENT PARTS ARE THE FOLLOWING:
    - A. PLANS
    - B. ADDENDUM TO SPECIFICATIONS
    - C. SPECIAL PROVISIONS
    - D. STANDARD SPECIFICATIONS

15. **PERMITS**
    THE OWNER OR CONSULTANT SHALL MAKE APPLICATION FOR THE FOLLOWING PERMITS:
    MUNICIPALITY: SITE / WATERSHED DEVELOPMENT PERMIT
    IEPA: NOI, WATER MAIN, SANITARY SEWER

17. DRAIN TILES MAY EXIST ON THE SUBJECT PROPERTY: THEIR LOCATIONS MAY BE KNOWN AND/OR UNKNOWN AND MAY EXTEND OFFSITE EITHER UPSTREAM OR DOWNSTREAM, ALL EXISTING ONSITE MAINLINE DRAIN TILES SHALL BE ABANDONED BY TRENCH REMOVAL PRIOR TO OTHER DEVELOPMENT ACTIVITIES. IF ANY EXISTING DRAIN TILE (MAINLINE, SUB-MAIN OR LATERAL) CONTINUE OFFSITE TO UPLAND WATERSHEDS,THE CONTRACTOR (GRADING AND/OR UNDERGROUND) SHALL NOTIFY CONSULTANT FOR DIRECTION AND MUST MAINTAIN DRAINAGE SERVICE DURING CONSTRUCTION UNTIL NEW STORM SEWER CAN BE INSTALLED FOR A PERMANENT CONNECTION OR BE REROUTED WITH NEW PIPE OF SIMILAR SIZE, MATERIAL, CAPACITY AND GRADIENT AND PUT INTO ACCEPTABLE OPERATION. SUCH CONNECTION OR RELOCATION SHALL BE RECORDED ON "RECORD DRAWINGS". NORMAL CONSTRUCTION ACTIVITY INCLUDING GRADING, UNDERGROUND PIPING AND BUILDING EXCAVATION SHOULD ADEQUATELY REMOVE OR TAKE OUT OF SERVICE ONSITE SUB-MAINS AND LATERALS. THE COST OF THE ABOVE WORK NOT INCLUDED IN THE SCHEDULE OF QUANTITIES SHALL BE CONSIDERED AS INCIDENTAL TO THE CONTRACT AND NO ADDITIONAL COMPENSATION WILL BE ALLOWED.

II. GENERAL NOTES

1. NO CONSTRUCTION PLANS SHALL BE USED FOR CONSTRUCTION UNLESS SPECIFICALLY MARKED "FOR CONSTRUCTION". PRIOR TO COMMENCEMENT OF CONSTRUCTION,THE CONTRACTOR SHALL VERIFY ALL DIMENSIONS AND CONDITIONS AFFECTING THEIR WORK WITH THE ACTUAL CONDITIONS AT THE JOB SITE. IF THERE ARE ANY DISCREPANCIES FROM WHAT IS SHOWN ON THE CONSTRUCTION PLANS, HE MUST IMMEDIATELY REPORT SAME TO THE CONSULTANT BEFORE DOING ANY WORK. OTHERWISE THE CONTRACTOR ASSUMES FULL RESPONSIBILITY. IN THE EVENT OF DISAGREEMENT BETWEEN THE CONSTRUCTION PLANS, STANDARD SPECIFICATIONS AND/OR SPECIAL DETAILS, THE CONTRACTOR SHALL SECURE WRITTEN INSTRUCTIONS FROM THE CONSULTANT PRIOR TO PROCEEDING WITH ANY PART OF THE WORK AFFECTED BY OMISSIONS ORDISCREPANCIES. FAILING TO SECURE SUCH INSTRUCTION, THE CONTRACTOR, WILL BE CONSIDERED TO HAVE PROCEEDED AT HIS OWN RISK AND EXPENSE. IN THE EVENT OF ANY DOUBT OR QUESTION ARISING WITH RESPECT TO THE TRUE MEANING OF THE CONSTRUCTION PLANS OR SPECIFICATIONS, THE DECISION OF THE CONSULTANT SHALL BE FINAL AND CONCLUSIVE.

2. THE CONTRACTOR SHALL MAKE ARRANGEMENTS FOR THE PROPER BRACING, SHORING AND OTHER REQUIRED PROTECTION OF ALL ROADWAYS BEFORE CONSTRUCTION BEGINS. HE SHALL BE RESPONSIBLE FOR ANY DAMAGE TO THE STREETS OR ROADWAYS AND ASSOCIATED STRUCTURES AND SHALL MAKE REPAIRS AS NECESSARY TO THE SATISFACTION OF THE CONSULTANT.

3. IF LINE AND GRADE STAKES ARE PROVIDED BY CONSULTANT, STAKES WILL BE SET AT THE OWNER'S EXPENSE ONE TIME AND ONE TIME ONLY. CONTRACTORS SHALL NOTIFY THE CONSULTANT THAT STAKES WILL BE NEEDED AT LEAST 3 WORKING DAYS IN ADVANCE OF STARTING THEIR WORK. (ADDITIONAL NOTIFICATION SHALL BE PROVIDED PRIOR TO THE START OF INITIAL PROJECT CONSTRUCTION OPERATIONS.) ANY AND ALL REQUIRED RESTAKING WILL BE PERFORMED BY THE CONSULTANT AT THE EXPENSE OF THAT CONTRACTOR REQUIRING THE RESTAKING. IT SHALL BE THE RESPONSIBILITY OF EACH CONTRACTOR TO PROTECT STAKES PROVIDED FOR HIS USE AND TO REPORT TO THE OWNER'S SUPERINTENDENT ANY SPECIFIC INSTANCES OF DAMAGED STAKES AND/OR MONUMENTS PROVIDED. LOT CORNER IRONS ARE TO BE CONSIDERED AS WITNESSES.

   OFTEN TIMES, CURB GRADE STAKES ARE PLACED AT 4-6' OFFSET TO BACK OF CURB AT THE REQUEST OF THE CONTRACTOR. IN MOST INSTANCES, THIS AREA IS LOCATED OVER THE WATERMAIN, SANITARY SEWER,OR STORM SEWER TRENCH, AND NOT SOUND GROUND. CURB GRADE STAKES MAY LOSE THEIR INTEGRITY DUE TO A RAIN EVENT, HEAVY MACHINERY TRAFFIC, AND THE LIKE.THEREFORE, THE CURB CONTRACTOR SHALL CHECK THE CURB GRADE STAKES DURING THE SETTING OF THE STRING LINE AND REPORT ANY IRREGULARITIES TO THE CONSULTANT. THE CURB CONTRACTOR SHALL ALSO VERIFY THAT ALL STAKES FOR CURB DEPRESSIONS (SIDEWALKS, DRIVEWAYS, BIKE PATHS, EMERGENCY ACCESSES, ETC.) ARE IN PLACE PRIOR TO POURING OF ANY CURB.

4. EASEMENTS FOR THE EXISTING UTILITIES, BOTH PUBLIC AND PRIVATE, AND UTILITIES WITHIN PUBLIC RIGHTS-OF-WAY ARE SHOWN ON THE PLANS ACCORDING TO AVAILABLE RECORDS. THE CONTRACTOR SHALL BE RESPONSIBLE FOR DETERMINING THE EXACT LOCATION IN THE FIELD OF THESE UTILITY LINES AND THEIR PROTECTION FROM DAMAGE DUE TO CONSTRUCTION OPERATIONS. EXISTING UTILITY LINES OF ANY NATURE ARE ENCOUNTERED WHICH CONFLICT IN LOCATION WITH NEW CONSTRUCTION, THE CONTRACTOR SHALL NOTIFY THE CONSULTANT IMMEDIATELY SO THAT THE CONFLICT MAY BE RESOLVED.

5. WHENEVER THE PERFORMANCE OF WORK IS INDICATED ON THE PLANS, AND NO ITEM IS INCLUDED IN THE CONTRACT FOR PAYMENT, THE WORK SHALL BE CONSIDERED INCIDENTAL TO THE CONTRACT, AND NO ADDITIONAL COMPENSATION WILL BE ALLOWED.

6. THE CONTRACTOR SHALL BE RESPONSIBLE FOR THE INSTALLATION AND MAINTENANCE OF ADEQUATE SIGNS, TRAFFIC CONTROL DEVICES, AND WARNING DEVICES TO INFORM AND PROTECT THE PUBLIC DURING ALL PHASES OF CONSTRUCTION. BARRICADES AND WARNING SIGNS SHALL BE PROVIDED IN ACCORDANCE WITH THE I.D.O.T. STANDARD SPECIFICATIONS. ADEQUATE LIGHTING SHALL BE MAINTAINED FROM DUSK TO DAWN AT ALL LOCATIONS WHERE CONSTRUCTION OPERATIONS WARRANT, OR AS DESIGNATED BY THE CONSULTANT, MUNICIPALITY OR GOVERNING AGENCY. ALL TRAFFIC CONTROL WORK SHALL BE DONE IN ACCORDANCE WITH THE I.D.O.T. STANDARD PROCEDURES, AND THE FEDERAL HIGHWAY ADMINISTRATION'S "MANUAL ON UNIFORM TRAFFIC CONTROL DEVICES", LATEST EDITION.

7. CONTRACTORS SHALL KEEP PUBLIC STREET PAVEMENTS CLEAN OF DIRT AND DEBRIS AND, WHEN NECESSARY, CLEAN PAVEMENTS ON A DAILY BASIS.

8. PRIOR TO COMMENCEMENT OF UNDERGROUND CONSTRUCTION, THE GRADING CONTRACTOR SHALL OBTAIN FROM THE OWNER AND/OR CONSULTANT VERIFICATION OF ELEVATIONS TO PLUS OR MINUS ONE TENTH OF A FOOT (0.10') OF PROPOSED SUB-GRADE AND APPROVALS OF COMPACTION.

9. DURING CONSTRUCTION OPERATIONS THE CONTRACTOR SHALL ENSURE POSITIVE SITE DRAINAGE AT THE CONCLUSION OF EACH WORK DAY. SITE DRAINAGE MAY BE ACHIEVED BY DITCHING, PUMPING OR ANY OTHER ACCEPTABLE METHOD. THE CONTRACTOR'S FAILURE TO PROVIDE THE ABOVE WILL PRECLUDE ANY POSSIBLE ADDED COMPENSATION REQUESTED DUE TO DELAYS OR UNSUITABLE MATERIALS CREATED AS A RESULT THEREOF.

10. IT SHALL BE THE RESPONSIBILITY OF EACH RESPECTIVE CONTRACTOR TO REMOVE FROM THE SITE ANY AND ALL MATERIALS AND DEBRIS WHICH RESULT FROM HIS CONSTRUCTION OPERATIONS AT NO ADDITIONAL EXPENSE TO THE OWNER.

11. THE CONSULTANT, MUNICIPALITY AND OWNER ARE NOT RESPONSIBLE FOR THE CONSTRUCTION MEANS, METHODS, TECHNIQUES, SEQUENCES OR PROCEDURES, TIME OF PERFORMANCE, PROGRAMS OR FOR ANY SAFETY PRECAUTIONS USED BY THE CONTRACTOR, THE CONTRACTOR IS SOLELY RESPONSIBLE FOR EXECUTION OF HIS WORK IN ACCORDANCE WITH THE CONTRACT DOCUMENTS AND SPECIFICATIONS.

12. ELECTRIC,TELEPHONE, NATURAL GAS, AND OTHER UTILITY COMPANIES HAVE UNDERGROUND AND/OR OVERHEAD SERVICE FACILITIES IN THE VICINITY OF THE PROPOSED WORK. THE CONTRACTOR SHALL BE RESPONSIBLE FOR HAVING THE UTILITY COMPANIES LOCATE THEIR FACILITIES IN THE FIELD PRIOR TO CONSTRUCTION AND SHALL ALSO BE RESPONSIBLE FOR THE MAINTENANCE AND PRESERVATION OF THESE FACILITIES. THE CONTRACTOR SHALL CALL J.U.L.I.E AT (800)892-0123 AND THE MUNICIPALITY FOR UTILITY LOCATIONS.

13. IT SHALL BE THE RESPONSIBILITY OF THE CONTRACTOR TO ARRANGE FOR THE RELOCATION OR BRACING OF EXISTING UTILITY POLES THAT MAY BE WITHIN THE WORKING LIMITS OF THE CONTRACT. IT IS EXPRESSLY UNDERSTOOD THAT ALL WORK AND COSTS CONNECTED WITH THESE UTILITY POLES, THEIR TEMPORARY RELOCATIONS, ETC., SHALL BE THE RESPONSIBILITY OF THE OWNER/DEVELOPER OR RELEVANT CONTRACTOR.

14. ALL PAVEMENT, CURB AND GUTTER, DRIVEWAYS, SIDEWALKS, TREES, SHRUBS, BUSHES, LAWNS, FENCES, AND ALL OTHER STRUCTURES REQUIRED TO BE REMOVED, SHALL BE REPLACED AND/OR RESTORED AS DIRECTED BY THE OWNER TO ORIGINAL CONDITION. ALL RESTORATION NOT COVERED IN THE CONTRACT QUANTITIES OR SPECIFICATIONS SHALL BE CONSIDERED AS INCIDENTAL TO THE CONTRACT.

15. THE CONTRACTOR SHALL COMPLY WITH ALL STATE AND FEDERAL SAFETY REGULATIONS AS OUTLINED IN THE LATEST REVISIONS OF THE FEDERAL CONSTRUCTION SAFETY STANDARDS (SERIES 1926) AND WITH APPLICABLE PROVISIONS AND REGULATIONS OF THE OCCUPATIONAL SAFETY AND HEALTH ADMINISTRATION (OSHA/STANDARDS OF THE WILLIAMS STELGER OCCUPATIONAL HEALTH STATE SAFETY ACT OF 1970(REVISED). THE CONTRACTOR, CONSULTANT AND OWNER SHALL EACH BE RESPONSIBLE FOR HIS OWN RESPECTIVE AGENTS AND EMPLOYEES.

16. CHANGES IN THE CONSULTANT'S ENGINEERING PLANS MUST BE APPROVED BY BOTH THE

RAYMOND ROAD

WEILAND ROAD

FAIRVIEW ESTATES DOC. 5821192

LOT 1

LOT 2

CONTROL POINT 1

CONTROL POINT 2

CONTROL POINT 3

CONTROL POINT 4

SITE BENCHMARK: P.K. NAIL IN BITUMINOUS PATH. ELEVATION=688.68 (NAVD 88)

PART OF LOT 5 PRAIRIE VIEW ACRES SUBDIVISION DOC. 891499

LOT 1 BAJWA SUBDIVISION DOC. 6525670

OUTLOT 5 RIDGEWOOD NO. 2 SUBDIVISION DOC. 1839599

LOT 31 LOT 87 LOT 30 BLOCK 3 RIDGEWOOD SUBDIVISION DOC. 1824725

LOT 29 LOT 28 LOT 27 LOT 20 LOT 21 LOT 22 LOT 23 LOT 24 LOT 25

1-STORY BRICK & FRAME BUILDING #301

2-STORY BRICK & FRAME RESIDENCE

ONE-STORY GARAGE

METAL SHED

FRAME SHED

CONCRETE BLOCK WASHROOM

FLAGPOLE

GAS MARKER

SANITARY CLEANOUT

GRAVEL

DEPRESSED CURB

BOLLARD (TYP.)

NORTH

SCALE: 1" = 40'

PEARSON, BROWN & ASSOCIATES, INC.
CONSULTING ENGINEERS
1850 W. WINCHESTER ROAD - SUITE 205
LIBERTYVILLE, IL. 60048
PHONE: (847) 367-6707
FAX: (847) 367-2567
E-MAIL ADDRESS: pba@pbaengineers.com
BUFFALO GROVE, ILLINOIS

© COPYRIGHT 2025 PEARSON, BROWN & ASSOCIATES, INC. ALL RIGHTS RESERVED

HIGHBURY CLUB

DESIGNED BY: D.S.H.
DRAWN BY: A.Z.
CHECKED BY: A.K.Z.
ORIGINAL ISSUE: 01/21/26

REVISIONS

DESCRIPTION	BY	DATE
REVISED PER VILLAGE REVIEW COMMENTS	AZ	03/06/26

EXISTING CONDITIONS

SHEET NUMBER 3 OF 19 SHEETS

JOB No. 24190

RAYMOND ROAD

WEILAND ROAD

WEILAND ROAD
BEING THE WEST RIGHT-OF-WAY LINE OF WEILAND ROAD AS DEDICATED BY DOCUMENT 21123709 RECORDED IN THE RECORDER'S OFFICE OF COOK COUNTY, ILLINOIS, LYING EAST OF AND ADJOINING THE EAST LINE OF THE WEST 33 FEET OF THE NORTHWEST QUARTER OF SECTION 26, TOWNSHIP 42 NORTH, RANGE 11 EAST OF THE THIRD PRINCIPAL MERIDIAN, IN COOK COUNTY, ILLINOIS.

FAIRVIEW ESTATES DOC. 5821192

LOT 1

LOT 2

OUTLOT 5 RIDGEWOOD NO. 2 SUBDIVISION DOC. 1839599

LOT 87

LOT 31

LOT 30 BLOCK 3 RIDGEWOOD SUBDIVISION DOC. 1824725

LOT 29

LOT 28

LOT 27

PART OF LOT 5 PRAIRIE VIEW ACRES SUBDIVISION DOC. 891499

LOT 1 BAJWA SUBDIVISION DOC. 6525670

LOT 20

LOT 21

LOT 22

LOT 23

LOT 24

LOT 25

1-STORY BRICK & FRAME BUILDING #301

2-STORY BRICK /FRAME RESIDENCE

ONE-STORY GARAGE

METAL SHED

FRAME SHED

METAL TRAILER

CONCRETE BLOCK WASHROOMS

FLAGPOLE

GAS MAIN

SANITARY CLEANOUT

NICOR POST

BOLLARD (TYP.)

SITE BENCHMARK: P.K. NAIL IN BITUMINOUS PATH. ELEVATION=688.68 (NAVD 88)

SEE SHEET #18 FOR WEILAND ROAD REMOVAL NOTES

REMOVE (20' +/-) OF EXISTING SIDEWALK. SAWCUT (23' +/-) OF EXISTING PAVEMENT TO PROVIDE A SOUND EDGE. REMOVE EXISTING "T" TURN AROUND COMPLETE. SEE UTILITY SHEET FOR EXISTING STORM STRUCTURE ADJUSTMENTS

EXISTING PAVEMENT (TYPICAL)

EXISTING CURB & GUTTER (TYPICAL)

EXISTING SIDEWALK (TYPICAL)

REMOVE 60' OF EXISTING FENCE AND REPLACE WITH 6' TEMP. FENCE TO ALLOW ACCESS FOR IMPROVEMENT

PLUG EXISTING SOUTHWEST INVERT WITH A WATER TIGHT PLUG

CONNECT TO EXISTING 8' FENCE

INLET PROTECTION (YARDS)

EXISTING UTILITY PEDESTAL (TYPICAL)

SCREENING TO BE ADDED TO EXISTING FENCE TO PROTECT ADJACENT PROPERTIES

REMOVE EXISTING 6" WATER MAIN & TEE

DROP-IN INLET PROTECTION (PAVEMENT)

SANITARY PER VILLAGE ATLAS

RELOCATE EXISTING STREET LIGHT TO PROPOSED LOCATION (SEE GEOMETRIC SHEET FOR PROPOSED LOCATION)

REMOVE (100' +/-) OF EXISTING DEPRESSED CURB & GUTTER. REMOVE (107' +/-) OF EXISTING SIDEWALK INCLUDING CONCRETE APRON. SAWCUT (100' +/-) OF EXISTING PAVEMENT AT EXISTING WHITE EDGE LINE AND REMOVE FOR PROPOSED ENTRANCE CONSTRUCTION.

REMOVE EXISTING SIGN & MAIL BOX

24' GATE

SCREENING TO BE ADDED TO EXISTING FENCE TO PROTECT ADJACENT PROPERTIES

EXISTING PAVEMENT (TYPICAL)

EXISTING CURB & GUTTER (TYPICAL)

EXISTING SIDEWALK (TYPICAL)

EXISTING CURB & GUTTER (TYPICAL)

6' TEMP. CONSTRUCTION FENCE (TYPICAL)

EXISTING ROW (TYPICAL)

WATER MAIN (TYPICAL)

INLET PROTECTION (YARDS)

SANITARY PER VILLAGE ATLAS

REMOVE 70' OF EXISTING FENCE AND REPLACE WITH 6' TEMP. FENCE TO ALLOW ACCESS FOR IMPROVEMENT

STORM SEWER TO BE REMOVED

STORM STRUCTURE TO BE REMOVED

EXISTING WELL AND SEPTIC SHALL BE CAPPED AND REMOVED OR ABANDONED PER COUNTY AND STATE STANDARDS

ALL ON SITE EXISTING BUILDINGS, FOUNDATIONS, PAVING, FENCING, LANDSCAPE WALLS, WET AND DRY UTILITIES, ETC., SHALL BE DEMOLISHED AND DISPOSED OF OFF SITE.

REMOVE & REPLACE (20' +/-) OF EXISTING DEPRESSED CURB & GUTTER WITH FULL HEIGHT CURB AND GUTTER MATCHING THE EXISTING TYPE

6' TEMP. CONSTRUCTION FENCE (TYPICAL)

12' GATE

CONNECT TO EXISTING 8' FENCE

REMOVE & REPLACE (20' +/-) OF EXISTING SIDEWALK.

SCREENING TO BE ADDED TO EXISTING FENCE TO PROTECT ADJACENT PROPERTIES

SCREENING TO BE ADDED TO EXISTING FENCE TO PROTECT ADJACENT PROPERTIES

SCREENING TO BE ADDED TO EXISTING FENCE TO PROTECT ADJACENT PROPERTIES

EXISTING 8' CHAIN LINK FENCE TO REMAIN DURING DEMO AND SITE DEVELOPMENT

General Notes:

1. Topography provided by Thomson Surveying Ltd.
2. Contractor shall contact Village of Buffalo Grove Engineering Division at (847) 459-2545 prior to any work within Right-Of-Way.
3. The Village shall be provided with evidence of sign-off from the Lake County Health Department.
4. Silt fence shall be installed by the contractor and inspected by the Village prior to start of construction.
5. Adjacent roadways shall be kept free and clear of all sediment and debris caused by construction activities.
6. The contractor is responsible for removing any soil tracked onto the adjacent roadways at the end of each day and as directed by the Village.
7. Existing house (including foundation), stoops, sidewalks, walls, driveway, and patio, shall be removed, and all debris shall be disposed of offsite.
8. Construction debris is prohibited from being buried on-site including backfill areas.
9. Dust must be controlled on site at all times.
10. Full depth saw-cut is required for all removals
11. Sidewalk removals shall be at an existing joint
12. Pavement restoration shall match existing by type & thickness.
13. All disturbed areas shall be restored with a minimum 4-inches of topsoil, seed and NAG S75 blanket (secured per manufacturers specifications), or topsoil and sod, or approved equal.

Utility Notes:

1. Contractor shall verify the location and elevation of all wet and dry utilities prior to the start of construction. The contractor shall notify the design engineer of any discrepancies that are found.
2. All utilities (wet and dry) must be disconnected prior to demolition of the structure.
3. Contractor shall verify the location of the existing well and septic system, and abandon per Village and Lake County Health Department and State requirements.
4. All existing storm structures shall have erosion control until such time that they are removed.

NORTH

SCALE: 1" = 40'

HIGHBURY CLUB

BUFFALO GROVE, ILLINOIS

PEARSON,BROWN & ASSOCIATES,INC.
CONSULTING ENGINEERS
1850 W. WINCHESTER ROAD - SUITE 205
LIBERTYVILLE, IL. 60048
PHONE: (847) 367-6707
FAX: (847) 367-2567
E-MAIL ADDRESS: pba@pbaengineers.com

© COPYRIGHT 2025 PEARSON, BROWN & ASSOCIATES, INC. ALL RIGHTS RESERVED

DESIGNED BY: D.S.H.
DRAWN BY: A.Z.
CHECKED BY: A.K.Z.
ORIGINAL ISSUE: 01/21/26

DATE	BY	DESCRIPTION
03/06/26	AZ	REVISED PER VILLAGE REVIEW COMMENTS

REVISIONS

DEMOLITION PLAN

SHEET NUMBER 4 OF 19 SHEETS

JOB No. 24190

NOTE:

ALL PROPOSED CURBS AND SIDEWALKS SHALL BE TIED INTO THE EXISTING WITH THE USE OF REBARS

HIGHBURY CLUB – STREET LIGHT RELOCATION – SCOPE OF WORK

1. Excavate proposed street light location via hydro-vac to locate existing street lighting conduit.
2. Construct new light concrete foundation with 1.25" sweeps for electrical tie in.
3. Terminate power and disconnect the existing street light cables at existing light and the nearest pole to the South, then the North run will be pulled into the new location.
4. Remove and replace South electric run.
5. Remove existing streetlight and install at the new location.
6. Remove old light foundation.
7. Couple existing conduits to provide continuity from the closest pole South and the new pole location. Install new electric cables from the new pole to the closest pole to the South.
8. Place lights into service and restore disturbed areas.

STREET LIGHTING

TYPICAL STREET LIGHTS, LUMINAIRES AND LAMPS SHALL CONFORM TO THE VILLAGE STANDARDS AND ARE TO BE MATCHED TO THE PROXIMAL EXISTING SYSTEM:
A. LUMINAIRE: LEOTECK GROUP, ECOBRA HEAD, EC1-6-M-MV-NW-3-700-DB (54 WATT).
B. POLE: AMERON INTERNATIONAL, CENTRECON SERIES MEDIUM EMBEDDED OCTAGONAL POLE, 23' IN HEIGHT OR 28' IN HEIGHT, DAVIT ARM.
C. PHOTOCELL: ALL LUMINAIRES SHALL HAVE AN INDEPENDENT PHOTOCELL.

NORTH

SCALE: 1" = 40'

HIGHBURY CLUB

BUFFALO GROVE, ILLINOIS

PEARSON,BROWN & ASSOCIATES,INC.
CONSULTING ENGINEERS
1850 W. WINCHESTER ROAD - SUITE 205
LIBERTYVILLE, IL. 60048
PHONE: (847) 367-6707
FAX: (847) 367-2567
E-MAIL ADDRESS: pba@pbaengineers.com

© COPYRIGHT 2025 PEARSON, BROWN & ASSOCIATES, INC. ALL RIGHTS RESERVED

DESIGNED BY: D.S.H.
DRAWN BY: A.Z.
CHECKED BY: A.K.Z.
ORIGINAL ISSUE: 01/21/26

DESCRIPTION	DATE BY
REVISED PER VILLAGE REVIEW COMMENTS	03/06/26 AZ

REVISIONS

GEOMETRICS PLAN

SHEET NUMBER 5 OF 19 SHEETS

JOB No. 24190

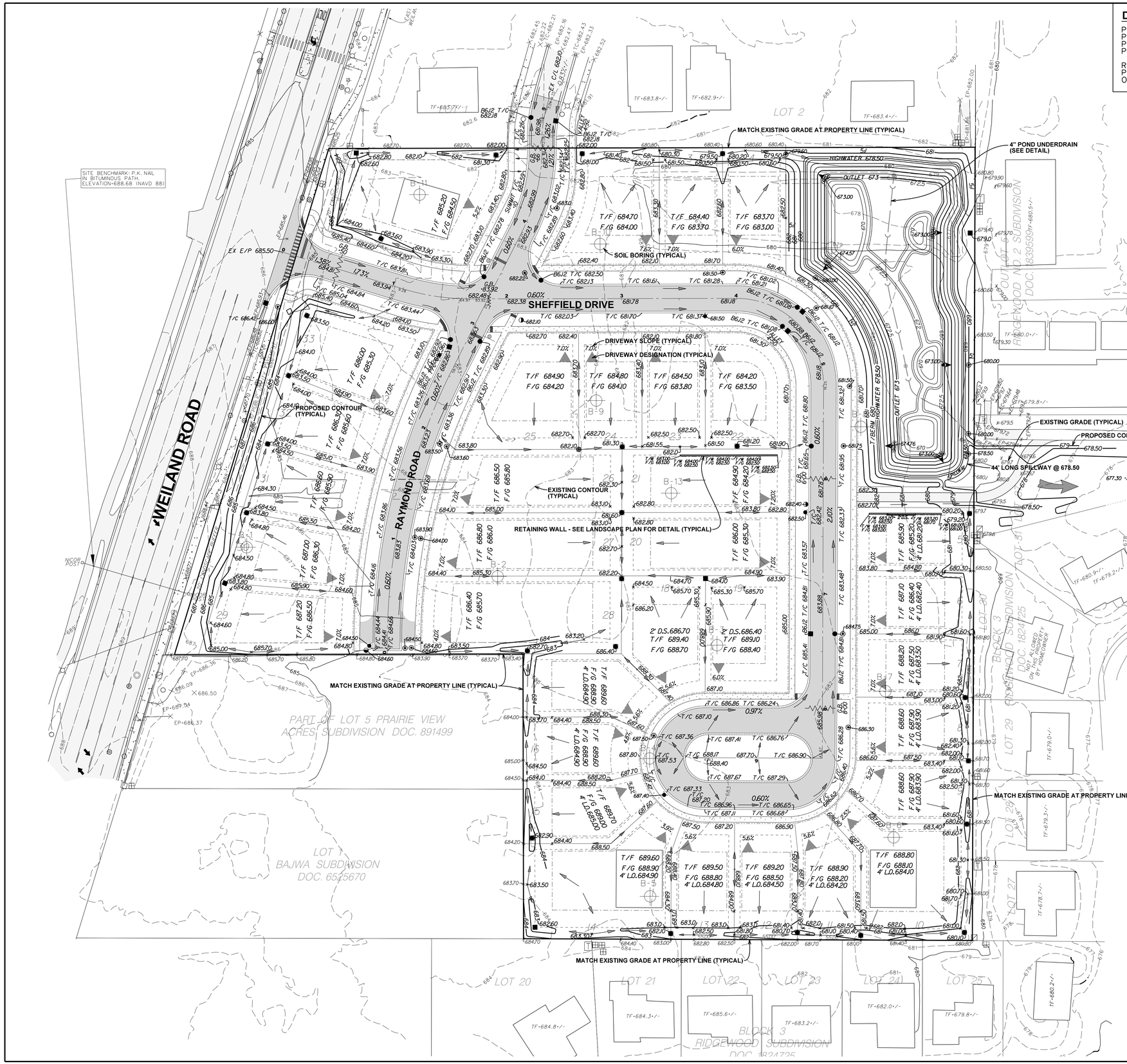

DETENTION DESIGN SUMMARY

Pond Outlet Elevation	673.00
Pond High Water Level	678.50
Pond Spillway Elevation	678.50
Pond Top of Berm Elevation	680.00
Required 100-Year Detention Storage	4.19 ac-ft
Provided Detention Storage (From 673.00 to 678.50)	2.67 ac-ft
Offsite Detention Credits	1.70 ac-ft

NOTE:

POSITIVE DRAINAGE TO THE BASIN IS ACHIEVED VIA 100YR STORM SEWER DESIGN.

LEGEND

D.S. = DROP SIDING

NORTH

SCALE: 1" = 40'

HIGHBURY CLUB

BUFFALO GROVE, ILLINOIS

PEARSON, BROWN & ASSOCIATES, INC.
CONSULTING ENGINEERS
1850 W. WINCHESTER ROAD - SUITE 205
LIBERTYVILLE, IL. 60048
PHONE: (847) 367-6707
FAX: (847) 367-2567
E-MAIL ADDRESS: pba@pearsonbrown.com

© COPYRIGHT 2025 PEARSON, BROWN & ASSOCIATES, INC. ALL RIGHTS RESERVED

DESIGNED BY: D.S.H.
DRAWN BY: A.Z.
CHECKED BY: A.K.Z.
ORIGINAL ISSUE: 01/21/26

DATE	BY	DESCRIPTION
03/06/26	AZ	REVISED PER VILLAGE REVIEW COMMENTS

REVISIONS

GRADING PLAN

SHEET NUMBER
6
OF 19 SHEETS

JOB No. 24190

T/CR = TOP OF CURB RAMP
E/P = EDGE OF PAVEMENT

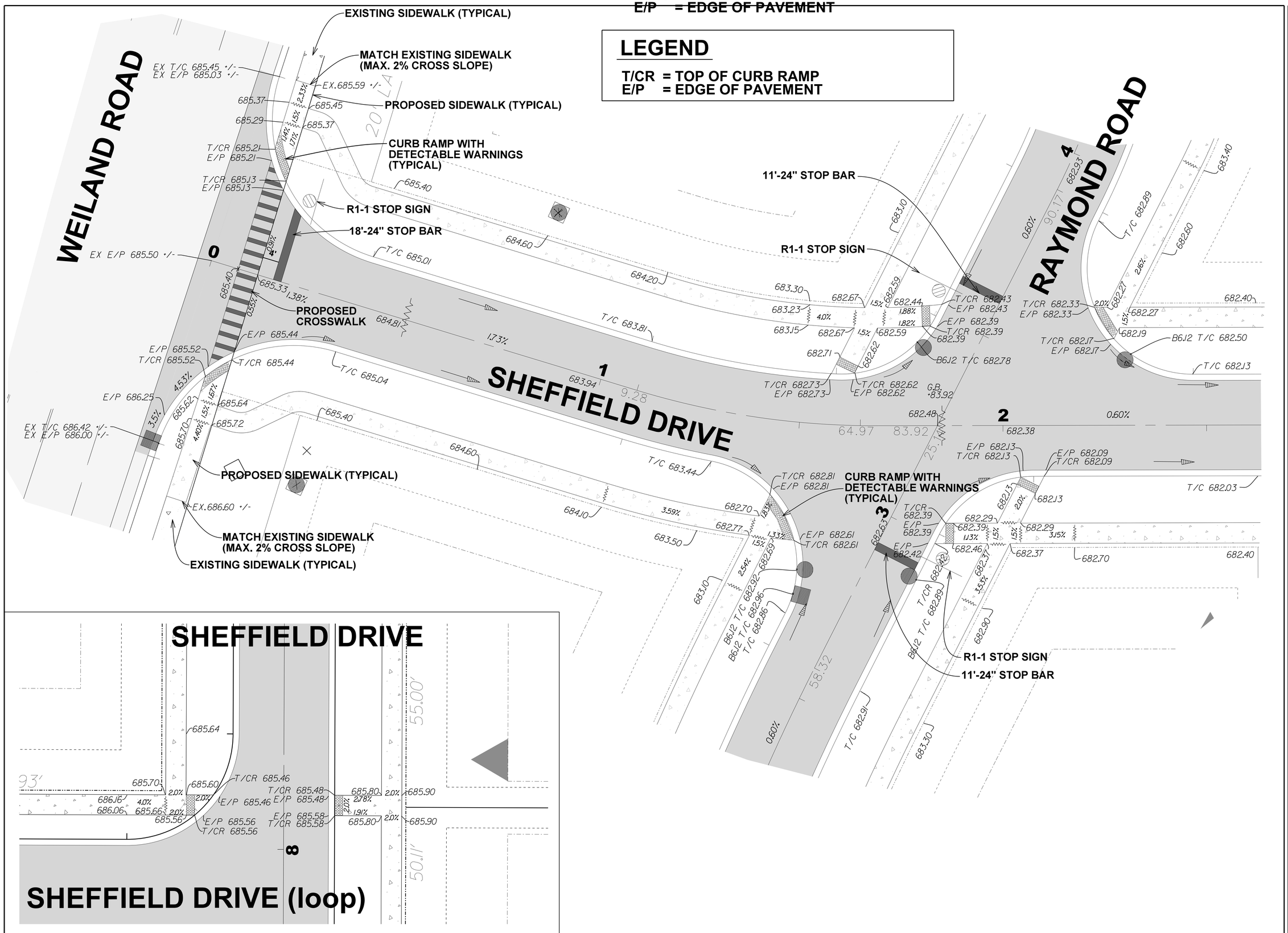

NORTH

SCALE: 1" = 10'

HIGHBURY CLUB

BUFFALO GROVE, ILLINOIS

PEARSON,BROWN & ASSOCIATES,INC.
CONSULTING ENGINEERS
1850 W. WINCHESTER ROAD - SUITE 205
LIBERTYVILLE, IL. 60048
PHONE: (847) 367-6707
FAX: (847) 367-2567
E-MAIL ADDRESS: pba@pearsonbrown.com

© COPYRIGHT 2025 PEARSON, BROWN & ASSOCIATES, INC. ALL RIGHTS RESERVED

DESIGNED BY: D.S.H.
DRAWN BY: A.Z.
CHECKED BY: A.K.Z.
ORIGINAL ISSUE: 01/21/26

DATE	BY	DESCRIPTION
03/06/26	AZ	REVISED PER VILLAGE REVIEW COMMENTS

REVISIONS

ADA GRADING PLAN

SHEET NUMBER
7
OF 19 SHEETS

JOB No. 24190

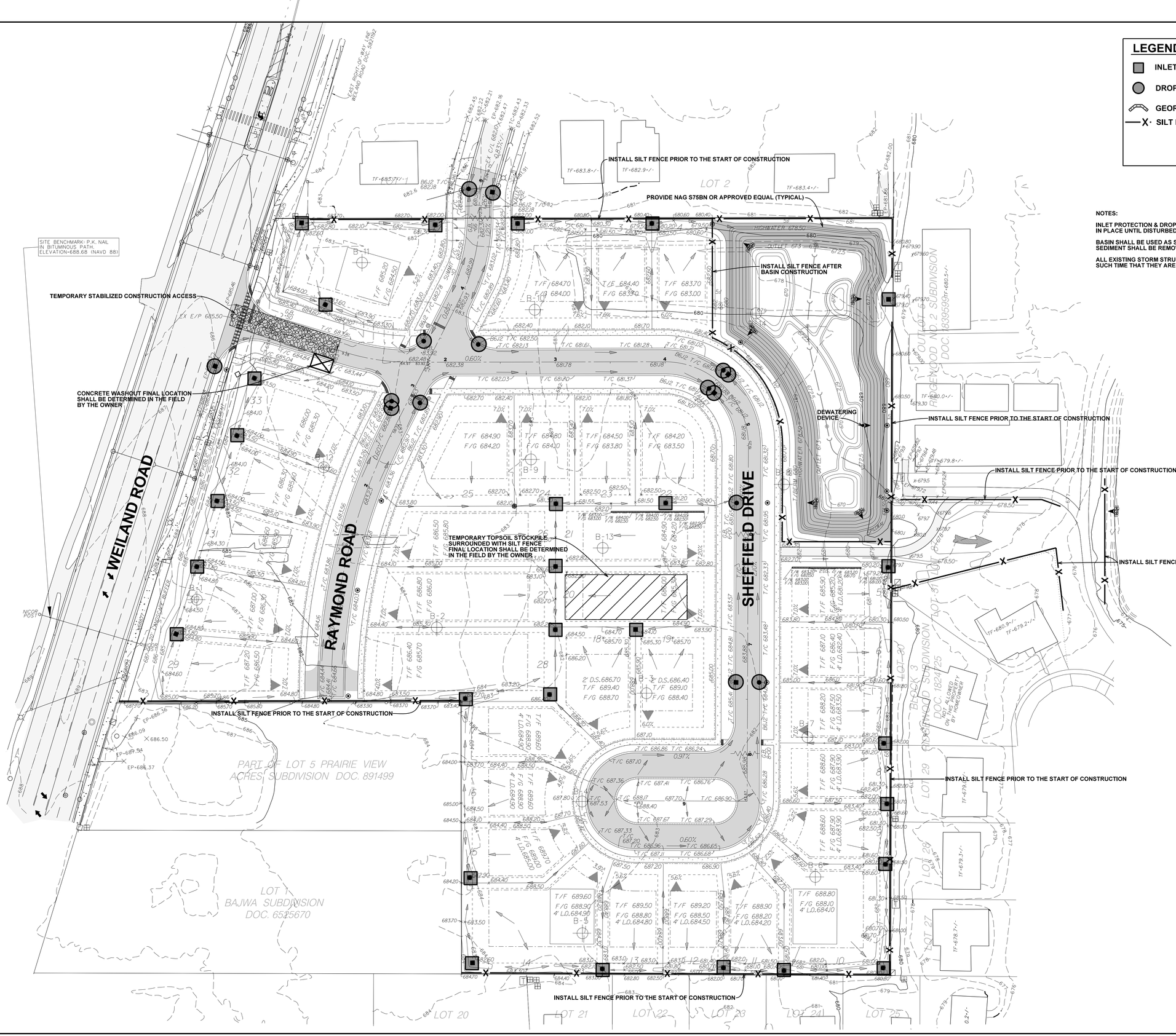

HIGHBURY CLUB
BUFFALO GROVE, ILLINOIS

PEARSON,BROWN & ASSOCIATES,INC.
CONSULTING ENGINEERS
1850 W. WINCHESTER ROAD - SUITE 205
LIBERTYVILLE, IL. 60048
PHONE: (847) 367-6707
FAX: (847) 367-2267
E-MAIL ADDRESS: pba@pbaengineers.com

© COPYRIGHT 2025 PEARSON, BROWN & ASSOCIATES, INC. ALL RIGHTS RESERVED

DESIGNED BY: D.S.H.
DRAWN BY: A.Z.
CHECKED BY: A.K.Z.
ORIGINAL ISSUE: 01/21/26

REVISIONS

DATE	BY	DESCRIPTION
03/06/26	AZ	REVISED PER VILLAGE REVIEW COMMENTS

EROSION CONTROL PLAN

SHEET NUMBER
8
OF 19 SHEETS

JOB No. 24190

LAKE COUNTY STORMWATER MANAGEMENT COMMISSION
SOIL EROSION AND SEDIMENT CONTROL CONSTRUCTION NOTES

A. SEDIMENT CONTROL MEASURES SHALL BE INSTALLED PRIOR TO THE COMMENCEMENT OF HYDROLOGIC DISTURBANCE OF UPLAND AREAS.

B. FOR THOSE DEVELOPMENTS THAT REQUIRE A DESIGNATED EROSION CONTROL INSPECTOR (DECI), INSPECTIONS AND DOCUMENTATION SHALL BE PERFORMED, AT A MINIMUM:
- UPON COMPLETION OF SEDIMENT AND RUNOFF CONTROL MEASURES (INCLUDING PERIMETER CONTROLS AND DIVERSIONS), PRIOR TO PROCEEDING WITH ANY OTHER EARTH DISTURBANCE OR GRADING.
- AFTER EVERY SEVEN (7) CALENDAR DAYS OR STORM EVENT WITH GREATER THAN 0.5 INCH OF RAINFALL OR LIQUID EQUIVALENT PRECIPITATION.

C. SOIL DISTURBANCE SHALL BE CONDUCTED IN SUCH A MANNER AS TO MINIMIZE EROSION. IF STRIPPING, CLEARING, GRADING, OR LANDSCAPING ARE TO BE DONE IN PHASES, THE PERMITTEE SHALL PLAN FOR APPROPRIATE SOIL EROSION AND SEDIMENT CONTROL MEASURES.

D. A STABILIZED MAT OF CRUSHED STONE MEETING IDOT GRADATION CA-1 UNDERLAIN WITH FILTER FABRIC AND IN ACCORDANCE WITH THE ILLINOIS URBAN MANUAL, OR OTHER APPROPRIATE MEASURE(S) AS APPROVED BY THE ENFORCEMENT OFFICER, SHALL BE INSTALLED AT ANY POINT WHERE TRAFFIC WILL BE ENTERING OR LEAVING A CONSTRUCTION SITE. SEDIMENT OR SOIL REACHING AN IMPROVED PUBLIC RIGHT-OF-WAY, STREET, ALLEY OR PARKING AREA SHALL BE REMOVED BY SCRAPING OR STREET CLEANING AS ACCUMULATIONS WARRANT AND TRANSPORTED TO A CONTROLLED SEDIMENT DISPOSAL AREA.

E. TEMPORARY DIVERSIONS SHALL BE CONSTRUCTED AS NECESSARY TO DIRECT ALL RUNOFF FROM HYDROLOGICALLY DISTURBED AREAS TO AN APPROPRIATE SEDIMENT TRAP OR BASIN.

F. DISTURBED AREAS SHALL BE STABILIZED WITH TEMPORARY OR PERMANENT MEASURES WITHIN SEVEN (7) CALENDAR DAYS FOLLOWING THE END OF ACTIVE HYDROLOGIC DISTURBANCE OR REDISTURBANCE.

G. ALL STOCKPILES SHALL HAVE APPROPRIATE MEASURES TO PREVENT EROSION. STOCKPILES SHALL NOT BE PLACED IN FLOOD PRONE AREAS OR WETLANDS AND DESIGNATED BUFFERS.

H. SLOPES STEEPER THAN 3H:1V SHALL BE STABILIZED WITH APPROPRIATE MEASURESAS APPROVED BY THE ENFORCEMENT OFFICER.

I. APPROPRIATE EROSION CONTROL BLANKET SHALL BE INSTALLED ON ALL INTERIOR DETENTION BASIN SIDE SLOPES BETWEEN THE NORMAL WATER LEVEL AND HIGH WATER LEVEL.

J. STORM SEWERS THAT ARE OR WILL BE FUNCTIONING DURING CONSTRUCTION SHALL BE PROTECTED BY AN APPROPRIATE SEDIMENT CONTROL MEASURE.

K. IF DEWATERING SERVICES ARE USED, ADJOINING PROPERTIES AND DISCHARGE LOCATIONS SHALL BE PROTECTED FROM EROSION AND SEDIMENTATION. DISCHARGES SHALL BE ROUTED THROUGH AN APPROVED ANIONIC POLYMER DEWATERING SYSTEM OR A SIMILAR MEASURE AS APPROVED BY THE ENFORCEMENT OFFICER. DEWATERING SYSTEMS SHOULD BE INSPECTED DAILY DURING OPERATIONAL PERIODS. THE ENFORCEMENT OFFICER, OR APPROVED REPRESENTATIVE, MUST BE PRESENT AT THE COMMENCEMENT OF DEWATERING ACTIVITIES.

L. IF INSTALLED SOIL EROSION AND SEDIMENT CONTROL MEASURES DO NOT MINIMIZE SEDIMENT LEAVING THE DEVELOPMENT SITE, ADDITIONAL MEASURES SUCH AS ANIONIC POLYMERS OR FILTRATION SYSTEMS MAY BE REQUIRED BY THE ENFORCEMENT OFFICER.

M. ALL TEMPORARY AND PERMANENT EROSION CONTROL MEASURES MUST BE MAINTAINED AND REPAIRED AS NEEDED. THE PROPERTY OWNER SHALL BE ULTIMATELY RESPONSIBLE FOR MAINTENANCE AND REPAIR.

N. ALL TEMPORARY SEDIMENT CONTRO, MEASURES SHALL BE REMOVED WITHIN 30 DAYS AFTER FINAL SITE STABILIZATION IS ACHIEVED OR AFTER THE TEMPORARY MEASURES ARE NO LONGER NEEDED.

O. THE EROSION CONTROL MEASURES INDICATED ON THE PLANS ARE THE MINIMUM REQUIREMENTS. ADDITIONAL MEASURES MAY BE REQUIRED, AS DIRECTED BY THE ENGINEER, ENFORCEMENT OFFICER, OR OTHER GOVERNING AGENCY.

TYPICAL CONSTRUCTION SEQUENCING

1. **INSTALLATION OF SOIL EROSION AND SEDIMENT CONTROL SE/SC MEASURES**
   - **A. SELECTIVE VEGETATION REMOVAL FOR SILT FENCE INSTALLATION**
   - **B. SILT / CONSTRUCTION FENCE INSTALLATION**
   - **C. CONSTRUCTION FENCING AROUND AREAS NOT TO BE DISTURBED**
   - **D. STABILIZED CONSTRUCTION ENTRANCE**
2. **TREE REMOVAL WHERE NECESSARY (CLEAR & GRUB)**
3. **CONSTRUCT WATER QUALITY / RVR / SEDIMENT COLLECTION BASIN**
4. **STRIP TOPSOIL, STOCKPILE TOPSOIL AND GRADE SITE**
5. **TEMPORARILY STABILIZE TOPSOIL STOCKPILES (SEED AND SILT FENCE AROUND TOE OF SLOPE)**
6. **INSTALL STORM SEWER, SANITARY SEWER, WATER AND ASSOCIATED INLET & OUTLET PROTECTION**
7. **PERMANENTLY STABILIZE UPPER ZONES OF THE WATER QUALITY / RVR BASIN WITH SEED AND EROSION CONTROL BLANKET PER LANDSCAPE PLANS LOWER ZONE TO REMAIN OVER-EXCAVATED FOR SEDIMENT COLLECTION UNTIL CONTRIBUTING DRAINAGE AREAS ARE STABILIZED.**
8. **TEMPORARILY STABILIZE ALL AREAS INCLUDING LOTS THAT HAVE REACHED TEMPORARY GRADE**
9. **INSTALL ROADWAYS**
10. **PERMANENTLY STABILIZE ALL OUTLOT AREAS**
11. **INSTALL STRUCTURES AND GRADE INDIVIDUAL LOTS**
12. **PERMANENTLY STABILIZE LOTS**
13. **COMPLETE FINAL GRADING AND SEEEDING/PLANTING OF WATER QUALITY / RVR BASIN.**
14. **REMOVE ALL TEMPORARY SE/SC MEASURES AFTER THE SITE IS STABILIZED WITH VEGETATION**

* **SOIL EROSION AND SEDIMENT CONTROL MAINTENANCE MUST OCCUR WEEKLY AND AFTER EVERY ONE-HALF INCH (1/2") OR GREATER RAINFALL EVENT**

STABILIZED CONSTRUCTION ENTRANCE PLAN

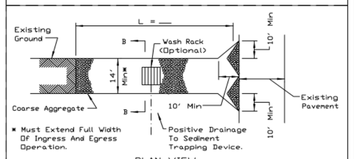

PLAN VIEW

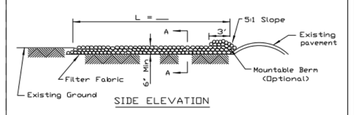

SIDE ELEVATION

NOTES:
1. Filter fabric shall meet the requirements of material specification 592 GEOTEXTILE, Table I or 2, Class I, II or IV and shall be placed over the cleared area prior to the placing of rock.
2. Rock or reclained concrete shall meet one of the following IDOT coarse aggregate gradation, CA-1, CA-2, CA-3 or CA-4 and be placed according to construction specification 25 ROCKFILL using placement Method 1 and Class III compaction.
3. Any drainage facilities required because of washing shall be constructed according to manufacturers specifications.
4. If wash racks are used they shall be installed according to the manufacturer's specifications.

REFERENCE		STANDARDS DWG. NO.
Project		NRCS Natural Resources Conservation Service	IL-630
Designed ____ Date ____		SHEET 1 OF 2
Checked ____ Date ____		DATE 8-18-94
Approved ____ Date ____		

STABILIZED CONSTRUCTION ENTRANCE PLAN

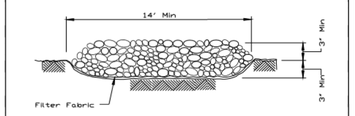

SECTION A-A

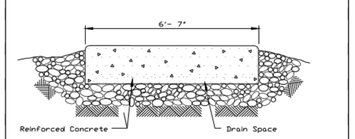

SECTION B-B

REFERENCE		STANDARDS DWG. NO.
Project		NRCS Natural Resources Conservation Service	IL-630
Designed ____ Date ____		SHEET 2 OF 2
Checked ____ Date ____		DATE 8-18-94
Approved ____ Date ____		

NOTES:
1. ACTUAL LAYOUT DETERMINED IN FIELD.
2. THE CONCRETE WASHOUT SIGN SHALL BE INSTALLED WITHIN 30 FT. OF THE TEMPORARY CONCRETE WASHOUT FACILITY.
3. CONCRETE WASHOUT SHALL NOT BE ALLOWED IN STREET OR TO REACH A STORM WATER DRAINAGE SYSTEM OR WATERCOURSE.
4. CONCRETE WASHOUT AREA MUST BE LOCATED AT LEAST 10' BEHIND CURB IF ADJACENT TO A PAVED ROAD.
5. IF USING STRAW BALES, STAKE IN PLACE USING (2) 2"x2"x4' WOODEN STAKES.
6. STRAW BALES SHALL BE TRENCHED IN 3".
7. CONCRETE WASHOUT DUMPSTER MAY BE USED IN LIEU OF CONSTRUCTED WASHOUT AS DETAILED.

MAINTENANCE:
1. ALL CONCRETE WASTE SHALL BE REMOVED AND DISPOSED OF PROPERLY WHEN 75% OF CAPACITY IS REACHED.
2. HARDENED CONCRETE CAN BE PROPERLY RECYCLED AND REUSED ONSITE OR HAULED OFF-SITE TO AN APPROPRIATE FACILITY.



PLAN VIEW

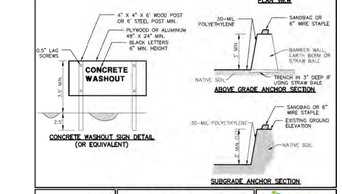

CONCRETE WASHOUT SIGN DETAIL (OR EQUIVALENT)

APPROVED	DATE	SCALE: NONE	CONCRETE WASHOUT	BUFFALO GROVE	STANDARD CONSTRUCTION DWG.	NO. BMP-01

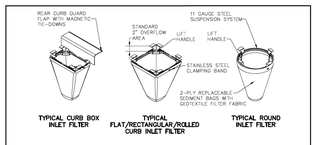

TYPICAL CURB BOX INLET FILTER | TYPICAL FLAT/RECTANGULAR/ROLLED CURB INLET FILTER | TYPICAL ROUND INLET FILTER

Material Property	Test Method	Value (min. ave.)
Trap Tear Strength	Table/Grade (MD)	Table/Grade (CD)
Grab Tensile	ASTM D 4632	100 lbs 200 lbs
Puncture Strength	ASTM D 4833	45 lbs 90 lbs
Trapezoid Tear	ASTM D 4533	45 lbs 75 lbs
UV Resistance	ASTM D 4355 70% @ 500 hrs	N/R
Apparent Opening Size (AOS)	ASTM D 4751	70 sieve 40 sieve
Flow Rate	ASTM D 4491	150 gpm/sqft 140 gpm/sqft
Water Flow Rate	ASTM D 4491	140 gpm/sqft 140gpm/sqft
2 Polyester Outer Reinforcement Ring Specifications		
Weight	ASTM D 5261	10 oz/sqyd +/-5% 10 oz/sqyd +/-5%
Thickness	ASTM D 5199	240 mils +/- 10%
3 Frame Construction		
AISI Structural Steel	ASTM A 576	Tensile Strength = 58,000 psi Yield Strength = 36,000 psi
11 Gauge, Zinc Plated		

INSTALLATION:
INLET FILTERS SHALL BE INSTALLED ON ALL INLETS PRIOR TO EROSION CONTROL WALK-THROUGH AND BEFORE ANY ON-SITE WORK IS PERFORMED.

REMOVAL:
INLET FILTERS SHALL BE REMOVED AT THE DIRECTION OF THE ENGINEER OR ON-SITE DESIGNATED EROSION CONTROL INSPECTOR.

MAINTENANCE:
CLEAN OUT WHEN FILTER REACHES 50% CAPACITY OR AS DIRECTED BY THE ENGINEER.

APPROVED	DATE	SCALE: NONE	INLET FILTER BASKET DETAIL	BUFFALO GROVE	STANDARD CONSTRUCTION DWG.	NO. BMP-02

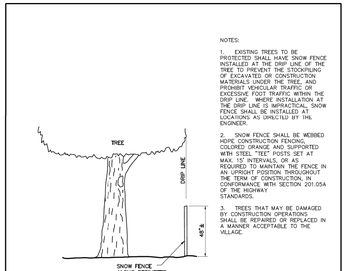

ELEVATION

NOTES:
1. EXISTING TREES TO BE PROTECTED SHALL HAVE SNOW FENCE INSTALLED AT THE DRIP LINE OF THE TREE TO PREVENT THE STOCKPILING OF BUILDING MATERIALS OR SOIL MATERIALS UNDER THE TREE, AND PROHIBIT VEHICULAR TRAFFIC OR EXCESSIVE FOOT TRAFFIC WITHIN THE DRIP LINE. WHERE INSTALLATION AT THE DRIP LINE IS IMPRACTICAL, SNOW FENCE SHALL BE INSTALLED AT LOCATION AS SPECIFIED BY THE ENGINEER.
2. SNOW FENCE SHALL BE WEBBED HDPE CONSTRUCTION FENCING, COLORED ORANGE AND SUPPORTED WITH STEEL TEE" POSTS SET AT 10' INTERVALS. POSTS ARE REQUIRED TO MAINTAIN THE FENCE IN AN UPRIGHT POSITION THROUGHOUT THE TERM OF CONSTRUCTION, IN CONFORMANCE WITH SECTION 201.05A OF THE HIGHWAY STANDARDS.
3. TREES THAT MAY BE DAMAGED BY CONSTRUCTION OPERATIONS SHALL BE REPAIRED OR REPLACED IN A MANNER ACCEPTABLE TO THE VILLAGE.

APPROVED	DATE	SCALE: NONE	TREE PROTECTION FENCING DETAIL	BUFFALO GROVE	STANDARD CONSTRUCTION DWG.	NO. BMP-03

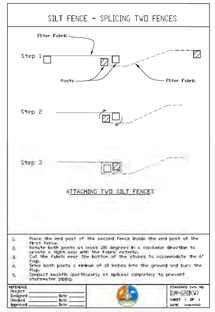

1. Place the end post of the second fence inside the end post of the first fence.
2. Rotate both posts at least 180 degrees in a clockwise direction to create a tight seal with the fabric material.
3. Pull the fabric over the bottom of the chutes to accommodate the 6" flap.
4. Drive both posts a minimum of 18 inches into the ground and bury the flap.
5. Compact backfill thoroughly at optimal compaction to prevent moisture seepage.

SEQUENCE			Standard no. IL 628-SFENCE
Designed	____	Date ____	SHEET 1 OF 1
Checked	____	Date ____	
Approved	____	Date ____	DATE 6/96 Updated



		DATE 4/21/08	BY: KAW
LAKE COUNTY STORMWATER MANAGEMENT COMMISSION		REVISED:	BY:

SILT FENCE DETAIL





NOTE: D = PIPE I.D.

SIDE VIEW

CLASS	* MIN. THICKNESS
A3	8"
A4	16"
A5	22"
A6	26"
A7	32"

PIPE DIAMETER (IN.)	STONE RIP-RAP							BEDDING	
	QUALITY DESIGNATION	GRADATION (RR) NUMBER	MINIMUM THICKNESS (IN.)	MINIMUM APRON LENGTH (FT.) B	WEIGHT RANGE (#)	WEIGHT AVERAGE (#)	SIZE AVERAGE (IN.)	GRADATION (RR) NUMBER	MINIMUM THICKNESS (IN.) C
12	C	3	12"	4'	1-50	10	4.5	NOT	REQ'D.
15	C	3	14"	5'	1-50	10	4.5	NOT	REQ'D.
18	C	4	16"	6'	1-50	40	7	1	6"
24	B	4	20"	8'	1-150	40	7	1	6"
27 / 30	B	4	22"	10'	1-150	40	7	1	6"
36	B	5	24"	12'	3-400	90	10	1	8"
42 / 48	B	6	28"	16'	6-600	170	12	2	10"
60	B	6	36"	20'	6-600	170	12	2	10"
72	B	6	44"	24'	6-600	170	12	2	10"

NOTE:
1. FOR PIPE 72" AND LARGER A SPECIAL DESIGN OF RIP-RAP OR APRON IS REQUIRED.
2. GRADATION REFER TO I.D.O.T. SPECIFICATIONS AND STANDARDS.

STONE RIP RAP DETAIL

NOTES:
1. DISCHARGE WATER ONTO A STABILIZED AREA (I.E. GRASS LINE SWALE, GRASS FIELD, PAVED AREA, AGGREGATE) LOCATED ON A LEVEL OR 5% MAXIMUM SLOPING GRADE AWAY FROM ANY SENSITIVE OR SECONDARY SEDIMENT CONTAINMENT SYSTEM.
2. DISCHARGE WATER MUST FLOW AWAY FROM THE CONSTRUCTION AREA.
3. SEDIMENT CAPTURED BY THE FILTER BAG MUST BE PROPERLY DISPOSED OF.
4. FABRIC TYPE MAY NEED TO BE CHANGED BASED ON SEDIMENT TYPES.

MAINTENANCE
1. CHANGE FILTER BAG WHEN NEEDED
2. REMOVE SEDIMENT FROM BAG
3. DISPOSE OF BAG

SPECIFICATIONS
FABRIC LINO OR ERO-TEX235EK (NEEDLEPUNCHED NONWOVEN) OR APPROVED EQUAL

SIZES
- 10' X 15' FOR 2" DISCHARGE HOSE
- 20' X 15' FOR 3" DISCHARGE HOSE
- 25' X 15' FOR 4" DISCHARGE HOSE
- 30' X 15' FOR 6" DISCHARGE HOSE

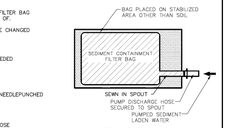

TOP VIEW

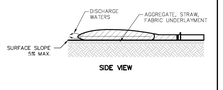

SIDE VIEW

APPROVED	DATE	SCALE: NONE	SEDIMENT CONTAINMENT FILTER BAG	BUFFALO GROVE	STANDARD CONSTRUCTION DWG.	NO. BMP-04

Stabilization Type:	JAN	FEB	MAR	APR	MAY	JUN	JUL	AUG	SEP	OCT	NOV	DEC
Permanent Seeding			A									
Dormant Seeding	B											
Temporary Seeding			C									
Sodding			D									
Mulching	E											

A = KENTUCKY BLUEGRASS @ 90 LBS/AC. MIXED WITH PERENNIAL RYEGRASS @ 30 LBS/AC.
B = KENTUCKY BLUEGRASS @ 135 LBS/AC. MIXED WITH PERENNIAL RYEGRASS @ 45 LBS/AC.
C = SPRING OATS @ 100 LBS/AC.
D = SOD
E = STRAW MULCH WITH EROSION CONTROL BLANKET OR HYDROMULCH @ 2 TONS/AC.

IRRIGATION SHALL BE PROVIDED AS NECESSARY TO THOROUGHLY ESTABLISH INTENDED GROWTH.

SPRAYED ON PRODUCTS CANNOT BE USED NOV.-FEB. EXCEPT AS APPROVED BY THE ENGINEER.

ALL RESTORATION MATERIALS AND METHODS SHALL COMPLY WITH 2022 IDOT STANDARD SPECIFICATIONS FOR ROAD AND BRIDGE CONSTRUCTION, SECTIONS 211, 250, 251, & 252.

APPROVED	DATE	SCALE: NONE	TYPICAL SOIL PROTECTION CHART	BUFFALO GROVE	STANDARD CONSTRUCTION DWG.	NO. BMP-05

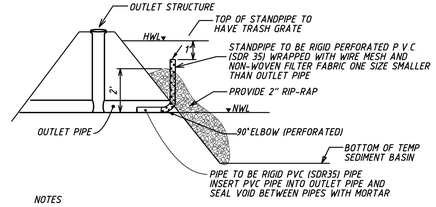

NOTES

1. A PERFORATED STANDPIPE SHALL BE PROVIDED AS PART OF THE SEDIMENT BASIN EROSION CONTROL MEASURES DURING CONSTRUCTION. PVC PIPE SHALL BE ONE SIZE SMALLER THAN OUTLET PIPE
2. NON-WOVEN FILTER FABRIC SHALL BE WRAPPED OVER THE WIRE MESH AND FASTENED TO THE PERFORATED STANDPIPE WITH STRAPPING OR CONNECTING BANDS
3. WHEN THE SEDIMENT BASIN IS NO LONGER REQUIRED FOR SEDIMENT CONTROL, THE ENTIRE STANDPIPE ASSEMBLY SHALL BE REMOVED

DEWATERING DEVICE

CHANNEL INSTALLATION

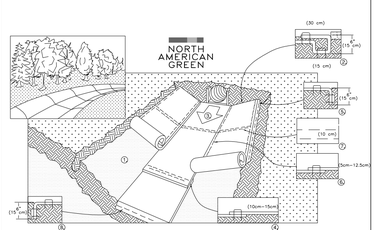

1. PREPARE SOIL BEFORE INSTALLING BLANKETS, INCLUDING ANY NECESSARY APPLICATION OF LIME, FERTILIZER, AND SEED. NOTE: WHEN USING CELL-O-SEED DO NOT SEED PREPARED AREA. CELL-O-SEED MUST BE INSTALLED WITH PAPER SIDE DOWN.
2. BEGIN AT THE TOP OF THE CHANNEL BY ANCHORING THE BLANKET IN A 6" (15cm) DEEP X 6" (15cm) WIDE TRENCH WITH APPROXIMATELY 12" (30cm) OF BLANKET EXTENDED BEYOND THE UP-SLOPE PORTION OF THE TRENCH. ANCHOR THE BLANKET WITH A ROW OF STAPLES/STAKES APPROXIMATELY 12" (30cm) APART IN THE BOTTOM OF THE TRENCH. BACKFILL AND COMPACT THE TRENCH AFTER STAPLING. APPLY SEED TO COMPACTED SOIL AND FOLD REMAINING 12" (30cm) PORTION OF BLANKET BACK OVER SEED AND COMPACTED SOIL. SECURE BLANKET OVER COMPACTED SOIL WITH A ROW OF STAPLES/STAKES SPACED APPROXIMATELY 12" (30cm) APART ACROSS THE WIDTH OF THE BLANKET.
3. ROLL CENTER BLANKET IN DIRECTION OF WATER FLOW IN BOTTOM OF CHANNEL. BLANKETS WILL UNROLL WITH APPROPRIATE SIDE AGAINST THE SOIL SURFACE. ALL BLANKETS MUST BE SECURELY FASTENED TO SOIL SURFACE BY PLACING STAPLES/STAKES IN APPROPRIATE LOCATIONS AS SHOWN IN THE STAPLE PATTERN GUIDE. WHEN USING OPTIONAL DOT SYSTEM™, STAPLES/STAKES SHOULD BE PLACED THROUGH EACH OF THE COLORED DOTS CORRESPONDING TO THE APPROPRIATE STAPLE PATTERN.
4. PLACE CONSECUTIVE BLANKETS END OVER END (SHINGLE STYLE) WITH A 4"-6" (10cm-15cm) OVERLAP. USE A DOUBLE ROW OF STAPLES STAGGERED 4" (10cm) APART AND 4" (10cm) ON CENTER TO SECURE BLANKETS.
5. FULL LENGTH EDGE OF BLANKETS AT TOP OF SIDE SLOPES MUST BE ANCHORED WITH A ROW OF STAPLES/STAKES APPROXIMATELY 12" (30cm) APART IN A 6" (15cm) DEEP X 6" (15cm) WIDE TRENCH. BACKFILL AND COMPACT THE TRENCH AFTER STAPLING.
6. ADJACENT BLANKETS MUST BE OVERLAPPED APPROXIMATELY 2"-5" (5cm-12.5cm) (DEPENDING ON BLANKET TYPE) AND STAPLED. TO ENSURE PROPER SEAM ALIGNMENT, PLACE THE EDGE OF THE OVERLAPPING BLANKET (BLANKET BEING INSTALLED ON TOP) EVEN WITH THE COLORED SEAM STITCH™ ON THE BLANKET BEING OVERLAPPED.
7. IN HIGH FLOW CHANNEL APPLICATIONS, A STAPLE CHECK SLOT IS RECOMMENDED AT 30 TO 40 FOOT (9m-12m) INTERVALS. USE A DOUBLE ROW OF STAPLES STAGGERED 4" (10cm) APART AND 4" (10cm) ON CENTER OVER ENTIRE WIDTH OF THE CHANNEL.
8. THE TERMINAL END OF THE BLANKETS MUST BE ANCHORED WITH A ROW OF STAPLES/STAKES APPROXIMATELY 12" (30cm) APART IN A 6" (15cm) DEEP X 6" (15cm) WIDE TRENCH. BACKFILL AND COMPACT THE TRENCH AFTER STAPLING.

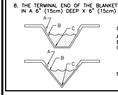

CRITICAL POINTS
A. OVERLAPS AND SEAMS.
B. DEFLECTED WATER LINE
C. CHANNEL BOTTOM/SIDE SLOPE VERTICES

NOTE:
* HORIZONTAL STAPLE SPACING SHOULD BE ALTERED IF NECESSARY TO ALLOW STAPLES TO SECURE THE CRITICAL POINTS ALONG THE CHANNEL SURFACE.

** IN LOOSE SOIL CONDITIONS, THE USE OF STAPLE OR STAKE LENGTHS GREATER THAN 8" (15 cm) MAY BE NECESSARY TO PROPERLY ANCHOR THE BLANKETS.

14649 HIGHWAY 41 NORTH, EVANSVILLE, INDIANA 47725
USA 1-800-772-2040 CANADA 1-800-448-2040
www.nagreen.com

SHORELINE INSTALLATION

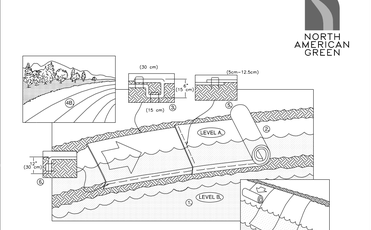

1. FOR EASIER INSTALLATION, LOWER WATER FROM LEVEL A TO LEVEL B BEFORE INSTALLATION.
2. PREPARE SOIL BEFORE INSTALLING BLANKETS, INCLUDING ANY NECESSARY APPLICATION OF LIME, FERTILIZER, AND SEED NOTE: WHEN USING CELL-O-SEED DO NOT SEED PREPARED AREA. CELL-O-SEED MUST BE INSTALLED WITH PAPER SIDE DOWN.
3. BEGIN AT THE TOP OF THE SHORELINE BY ANCHORING THE BLANKET IN A 6" (15cm) DEEP X 6" (15cm) WIDE TRENCH WITH APPROXIMATELY 12" (30cm) OF BLANKET EXTENDED BEYOND THE UP-SLOPE PORTION OF THE TRENCH. ANCHOR THE BLANKET WITH A ROW OF STAPLES/STAKES APPROXIMATELY 12" (30cm) APART IN THE BOTTOM OF THE TRENCH. BACKFILL AND COMPACT THE TRENCH AFTER STAPLING. APPLY SEED TO COMPACTED SOIL AND FOLD REMAINING 12" (30cm) PORTION OF BLANKET BACK OVER SEED AND COMPACTED SOIL. SECURE BLANKET OVER COMPACTED SOIL WITH A ROW OF STAPLES/STAKES SPACED APPROXIMATELY 12" (30cm) APART ACROSS THE WIDTH OF THE BLANKET.
4. ROLL BLANKETS (6A) DOWN OR (6B) HORIZONTALLY ACROSS THE SLOPE. BLANKETS WILL UNROLL WITH APPROPRIATE SIDE AGAINST THE SOIL SURFACE. ALL BLANKETS MUST BE SECURELY FASTENED TO SOIL SURFACE BY PLACING STAPLES/STAKES IN APPROPRIATE LOCATIONS AS SHOWN IN THE STAPLE PATTERN GUIDE. WHEN USING OPTIONAL DOT SYSTEM™, STAPLES/STAKES SHOULD BE PLACED THROUGH EACH OF THE COLORED DOTS CORRESPONDING TO THE APPROPRIATE STAPLE PATTERN.
5. THE EDGES OF ALL HORIZONTAL AND VERTICAL BLANKET SEAMS MUST BE STAPLED WITH APPROXIMATELY 2"-5" (5cm-12.5cm) OVERLAP. TO ENSURE PROPER SEAM ALIGNMENT BETWEEN ADJACENT BLANKETS, PLACE THE EDGE OF THE OVERLAPPING BLANKET (BLANKET BEING INSTALLED ON TOP) EVEN WITH THE COLORED SEAM STITCH™ ON THE PREVIOUSLY INSTALLED BLANKET. SECURE ALL OVERLAPS WITH STAPLES SPACED 12" (30cm) APART.

NOTE:
* SEAM OVERLAP SHOULD BE SHINGLED ACCORDING TO PREDOMINANT EROSIVE ACTION.

6. THE EDGE OF THE BLANKET AT OR BELOW NORMAL WATER LEVEL MUST BE ANCHORED BY PLACING THE BLANKET IN A 12" (30cm) DEEP X 6" (15cm) WIDE ANCHOR TRENCH. ANCHOR THE BLANKET WITH A ROW OF STAPLES/STAKES SPACED APPROXIMATELY 12" (30cm) APART IN THE TRENCH. BACKFILL AND COMPACT THE TRENCH AFTER STAPLING (STONE OR SOIL MAY BE USED AS BACKFILL).

NOTE:
* IN LOOSE SOIL CONDITIONS, THE USE OF STAPLE OR STAKE LENGTHS GREATER THAN 6" (15cm) MAY BE NECESSARY TO PROPERLY ANCHOR THE BLANKETS.

14649 HIGHWAY 41 NORTH, EVANSVILLE, INDIANA 47725
USA 1-800-772-2040 CANADA 1-800-448-2040
www.nagreen.com

SLOPE INSTALLATION

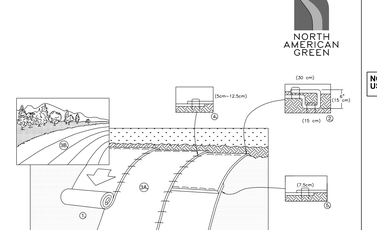

1. PREPARE SOIL BEFORE INSTALLING BLANKETS, INCLUDING ANY NECESSARY APPLICATION OF LIME, FERTILIZER, AND SEED. NOTE: WHEN USING CELL-O-SEED DO NOT SEED PREPARED AREA. CELL-O-SEED MUST BE INSTALLED WITH PAPER SIDE DOWN.
2. BEGIN AT THE TOP OF

NOTES:
ALL STORM SEWER IS DESIGNED TO CONVEY THE 100 YR STORM EVENT.

— — — = PRIVATE STORM SEWER

— — — = PUBLIC STORM SEWER

NORTH

SCALE: 1" = 40'

CONSTRUCT C.B. OVER EXISTING 12" STORM SEWER

IF NECESSARY REMOVE & REPLACE EXISTING STREET LIGHT FOR SANITARY SEWER CONSTRUCTION

MACHINE CORE EXISTING MANHOLE & INSTALL BOOT

EXISTING 8" WATER MAIN PER VILLAGE ATLAS. LOCATION TO BE DETERMINED IN THE FIELD PRIOR TO THE START OF CONSTRUCTION.

EXISTING VALVE VAULT PER VILLAGE ATLAS. LOCATION TO BE DETERMINED IN THE FIELD PRIOR TO THE START OF CONSTRUCTION.

CONNECT PROPOSED WATER MAIN TO THE EXISTING VALVE VAULT. IF NO VALVE VAULT PROVIDE AN 8"x8" PRESSURE CONNECTION W.S. VAULT

10'- 4" CURB UNDER DRAIN (TYPICAL)

CONSTRUCT ST.MH. OVER EXISTING 12" STORM SEWER

10'- 4" CURB UNDER DRAIN (TYPICAL)

8" WATER MAIN STUB WITH WATER TIGHT PLUG

PROVIDE A WATER TIGHT PLUG

1 1/2" TYPE "K" COPPER WATER SERVICE WITH B-BOX (TYPICAL)

6" PVC SANITARY SERVICE (TYPICAL)

4" PVC STORM SERVICE (TYPICAL)

POND UNDERDRAIN 253'-4" PVC DRAINTILE (SEE DETAIL)

OPEN CUT EXISTING PATH FOR STORM SEWER & WATER MAIN CONSTRUCTION AND REPLACE IN KIND

POND NORMAL WATER 669.60 (PER VILLAGE)

EXISTING STORM SEWER SYSTEM TO BE REMOVED BY THE UNDERGROUND CONTRACTOR

APPROXIMATE LOCATION OF WATER MAIN LINE STOP TO LOWER WATER MAIN

EXISTING 8" DIP WATER MAIN PER VILLAGE/LAKE COUNTY ATLAS

SITE BENCHMARK: P.K. NAIL IN BITUMINOUS PATH. ELEVATION-688.68 (NAVD 88)

WEILAND ROAD

RAYMOND ROAD

SHEFFIELD DRIVE

PART OF LOT 5 PRAIRIE VIEW ACRES SUBDIVISION DOC. 891499

LOT 1 BAJWA SUBDIVISION DOC. 6525670

RIDGEWOOD NO. 2 SUBDIVISION DOC. 1839599

BLOCK 3 RIDGEWOOD SUBDIVISION DOC. 1824725

STORM STRUCTURES:

CLOSED LID	TYPE I NEENAH R-1772
OPEN LID	TYPE I NEENAH R-1772
CURB	TYPE II NEENAH R-3170
YARD INLET	NEENAH R-2579

#2 CLOSED	TYPE I NEENAH R-1772
#3 INLET	NEENAH R-2579
#4 INLET	NEENAH R-2579
#5 INLET	NEENAH R-2579
#6 INLET	NEENAH R-2579
#7 CURB	TYPE II NEENAH R-3170
#8 CURB	TYPE II NEENAH R-3170
#10 INLET	NEENAH R-2579
#12 CLOSED	TYPE I NEENAH R-1772
#13 CURB	TYPE II NEENAH R-3170
#13A CURB	TYPE II NEENAH R-3170
#14 CURB	TYPE II NEENAH R-3170
#15 CURB	TYPE II NEENAH R-3170
#16 CURB	TYPE II NEENAH R-3170
#17 CURB	TYPE II NEENAH R-3170
#18 CURB	TYPE II NEENAH R-3170
#18A CLOSED	TYPE I NEENAH R-1772
#18B CLOSED	TYPE I NEENAH R-1772
#18C CLOSED	TYPE I NEENAH R-1772
#19 CURB	TYPE II NEENAH R-3170
#19A CURB	TYPE II NEENAH R-3170
#20 INLET	NEENAH R-2579
#21 INLET	NEENAH R-2579
#22 INLET	NEENAH R-2579
#23 INLET	NEENAH R-2579
#24 INLET	NEENAH R-2579
#25 INLET	NEENAH R-2579
#26 CURB	TYPE II NEENAH R-3170
#27 CLOSED	TYPE I NEENAH R-1772
#29 CLOSED	TYPE I NEENAH R-1772
#29A CURB	TYPE II NEENAH R-3170
#31 INLET	NEENAH R-2579
#32 INLET	NEENAH R-2579
#33 INLET	NEENAH R-2579
#33A INLET	NEENAH R-2579
#34 INLET	NEENAH R-2579
#35 INLET	NEENAH R-2579
#36 INLET	NEENAH R-2579
#37 INLET	NEENAH R-2579
#37A INLET	NEENAH R-2579
#38 CLOSED	TYPE I NEENAH R-1772
#39 CURB	TYPE II NEENAH R-3170
#40 CURB	TYPE II NEENAH R-3170
#41 INLET	NEENAH R-2579
#41A CLOSED	TYPE I NEENAH R-1772
#41B INLET	NEENAH R-2579
#41C INLET	NEENAH R-2579
#42 INLET	NEENAH R-2579
#43 INLET	NEENAH R-2579
#44 INLET	NEENAH R-2579
#45 INLET	NEENAH R-2579
#46 INLET	NEENAH R-2579
#48 CLOSED	TYPE I NEENAH R-1772
#49 OCS	

BUFFALO GROVE, ILLINOIS

PEARSON,BROWN & ASSOCIATES,INC.
CONSULTING ENGINEERS
1850 W. WINCHESTER ROAD - SUITE 205
LIBERTYVILLE, IL. 60048
PHONE: (847) 367-6707
FAX: (847) 367-2867
E-MAIL ADDRESS: pba@pbaengineers.com

© COPYRIGHT 2025 PEARSON, BROWN & ASSOCIATES, INC. ALL RIGHTS RESERVED

HIGHBURY CLUB

DESIGNED BY: D.S.H.
DRAWN BY: A.Z.
CHECKED BY: A.K.Z.
ORIGINAL ISSUE: 01/21/26

DESCRIPTION	DATE	BY
REVISED PER VILLAGE REVIEW COMMENTS	03/06/26	AZ

REVISIONS

UTILITY PLAN

SHEET NUMBER
10
OF 19 SHEETS

JOB No. 24190

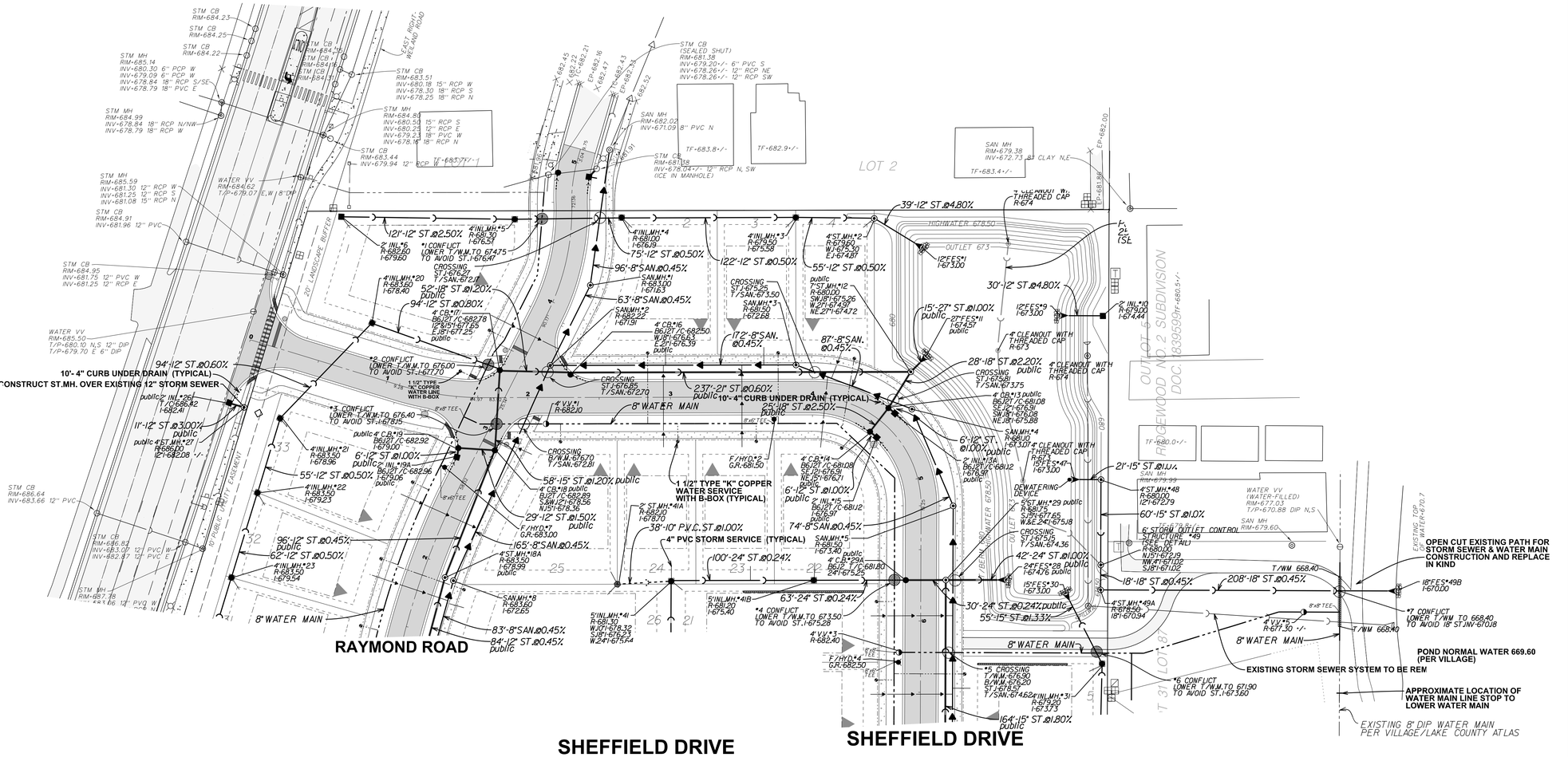
RAYMOND ROAD
SHEFFIELD DRIVE
SHEFFIELD DRIVE
LOT 2
OUTLOT 673
OUTLOT 674
OUTLOT 675
OUTLOT 676
OUTLOT 677
OUTLOT 678
OUTLOT 679
OUTLOT 680
OUTLOT 681
OUTLOT 682
OUTLOT 683
OUTLOT 684
OUTLOT 685
OUTLOT 686
OUTLOT 687
OUTLOT 688
OUTLOT 689
OUTLOT 690
OUTLOT 691
OUTLOT 692
OUTLOT

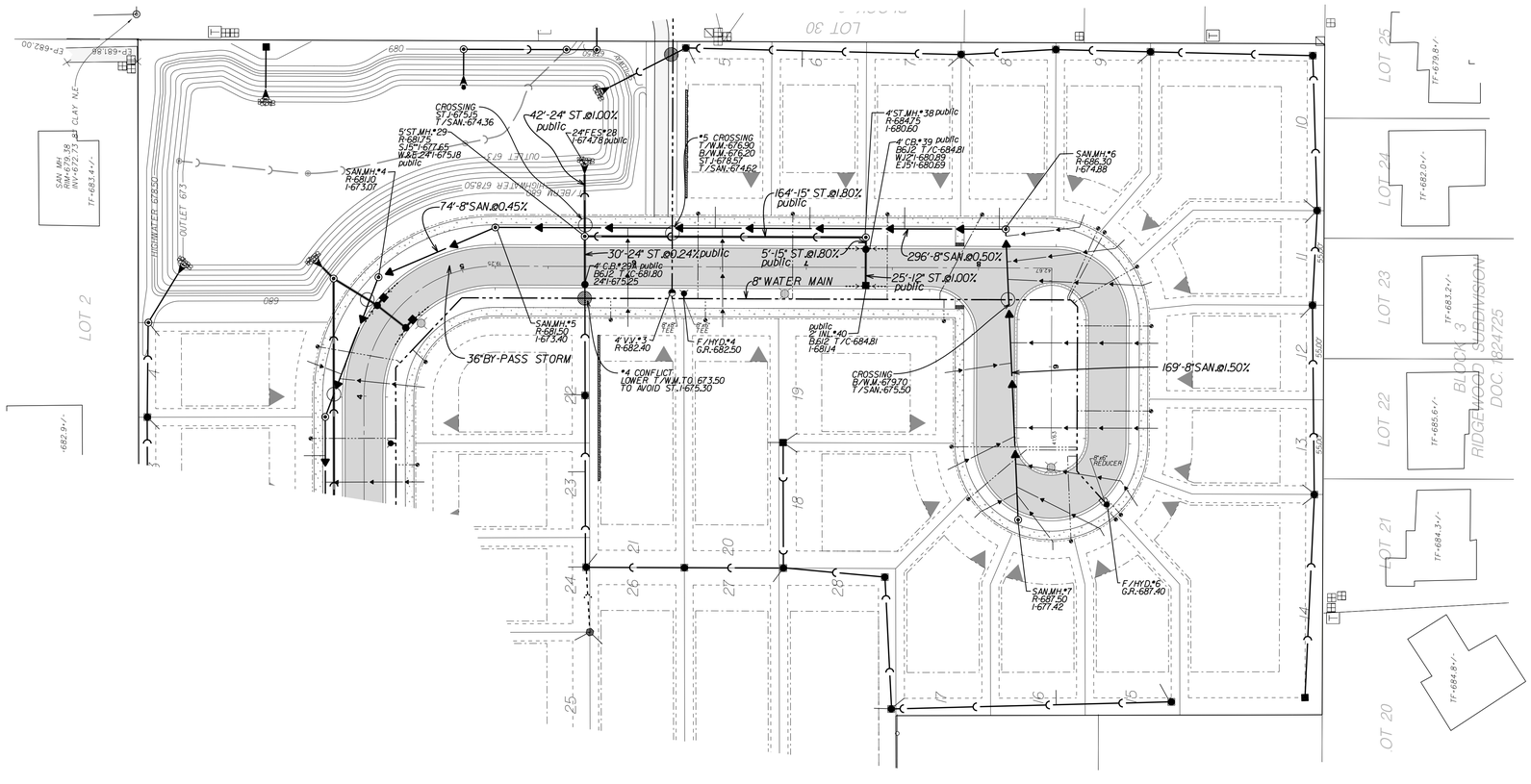

SHEFFIELD DRIVE

5' 2.5' 0 5'
VERT. SCALE: 1"= 5'
40' 20' 0 40'
HORIZ. SCALE: 1"= 40'

NORTH

HIGHBURY CLUB

BUFFALO GROVE, ILLINOIS

PEARSON,BROWN & ASSOCIATES,INC.
CONSULTING ENGINEERS
1850 W. WINCHESTER ROAD - SUITE 205
LIBERTYVILLE, IL. 60048
PHONE: (847) 367-6707
FAX: (847) 367-2867
E-MAIL ADDRESS: pba@pbaengineers.com

© COPYRIGHT 2025 PEARSON, BROWN & ASSOCIATES, INC. ALL RIGHTS RESERVED

DESIGNED BY: D.S.H.
DRAWN BY: A.Z.
CHECKED BY: A.K.Z.
ORIGINAL ISSUE: 01/21/26

DESCRIPTION	DATE	BY

REVISIONS

PLAN & PROFILE

SHEET NUMBER 12 OF 19 SHEETS

JOB No. 24190

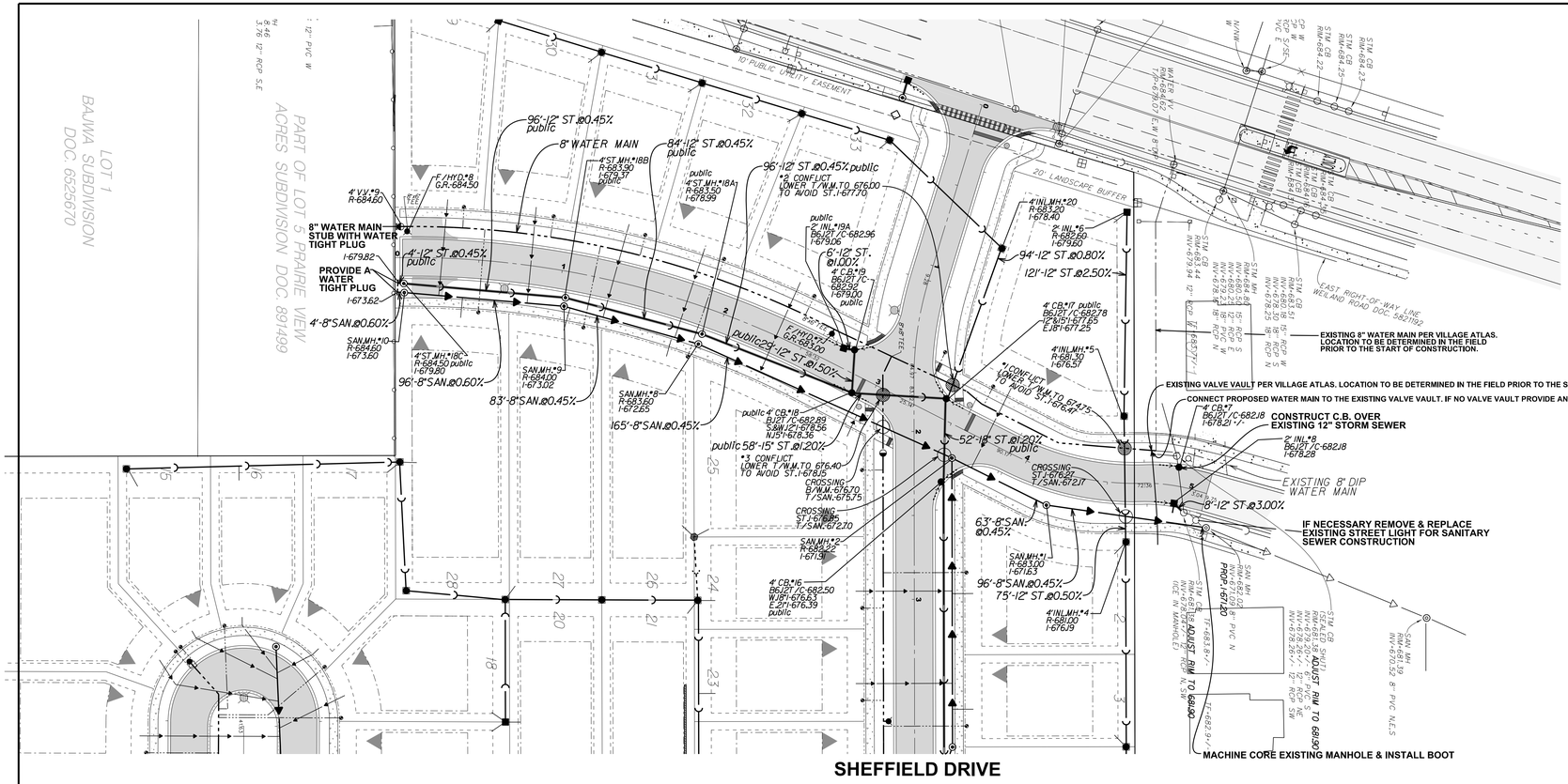

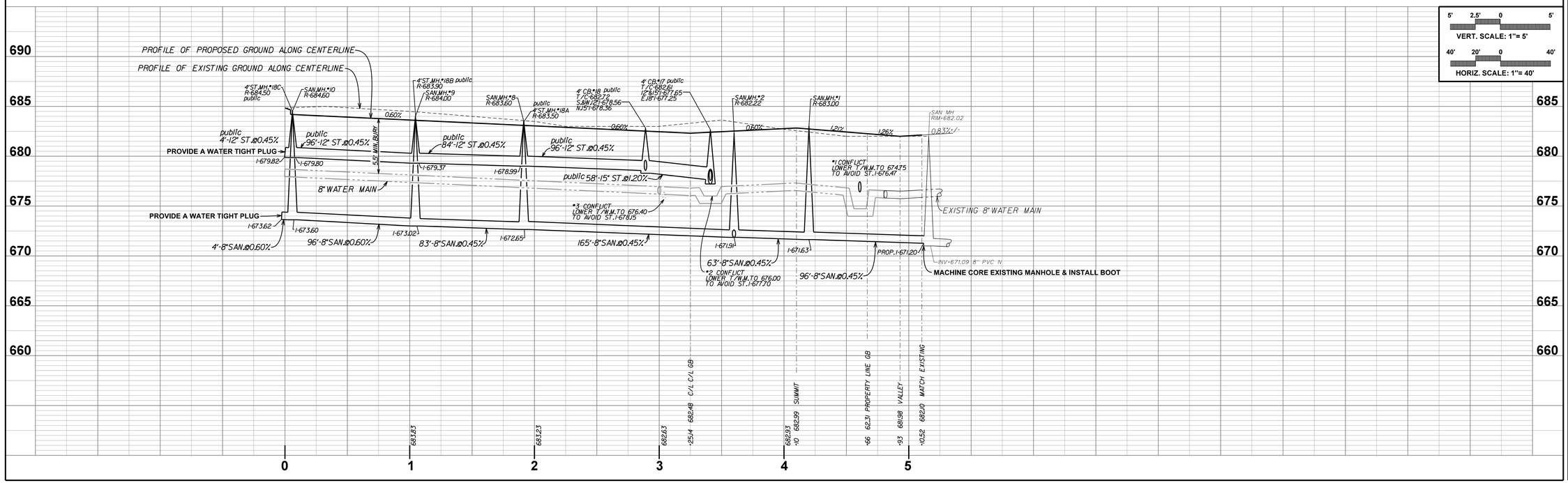

NORTH

HIGHBURY CLUB

BUFFALO GROVE, ILLINOIS

PEARSON,BROWN & ASSOCIATES,INC.
CONSULTING ENGINEERS
1850 W. WINCHESTER ROAD - SUITE 205
LIBERTYVILLE, IL. 60048
PHONE: (847) 367-6707
FAX: (847) 367-2567
E-MAIL ADDRESS: pba@pbaengineers.com

© COPYRIGHT 2023 PEARSON, BROWN & ASSOCIATES, INC. ALL RIGHTS RESERVED

DESIGNED BY: D.S.H.
DRAWN BY: A.Z.
CHECKED BY: A.K.Z.
ORIGINAL ISSUE: 01/21/26

DESCRIPTION	DATE	BY

REVISIONS

PLAN & PROFILE

SHEET NUMBER **13** OF 19 SHEETS

JOB No. 24190

WATER MAIN MATERIAL

WATER MAIN SHALL CONFORM TO THE FOLLOWING SPECIFICATIONS:

DUCTILE IRON PIPE, PIPE CLASS THICKNESS—AWWA C150, MINIMUM THICKNESS, CLASS 52. ZINC-COATED. PIPE—AWWA C151. PIPE LINING—AWWA C104. FITTINGS—AWWA C153. JOINTS—MECHANICAL AND PUSH-ON, AWWA C111, NO 90-DEGREE BENDS ALLOWED. ALL STAINLESS STEEL TRIM. USA-MADE. ALL FITTINGS SHALL BE MECHANICALLY RESTRAINED. ALL FASTENERS SHALL BE LUBRICATED.

WATER VALVE MATERIAL

VALVES SHALL CONFORM TO THE FOLLOWING SPECIFICATIONS:

AMERICAN FLOW CONTROL, SERIES 2500 RESILIENT WEDGE GATE VALVE, ALL SIZES TWO INCH (2") TO FOURTEEN INCH (14"), COUNTERCLOCKWISE TO OPEN, AWWA C500, AWWA C504, CLOW AWWA C-504 BUTTERFLY VALVE FOR SIXTEEN INCH (16") AND ABOVE. JOINT END—MECHANICAL, AWWA C111. ALL STAINLESS STEEL TRIM. USA-MADE.

RESTRAINED LENGTH TABLE

TYPE OF FITTING	RESTRAINED LENGTH (EACH WAY)
TEE AND PLUG	LENGTH OF TEE
45° BEND	8'-0"
22 1/2° BEND	4'-0"
11 1/4° BEND	2'-0"

LOCKING GASKET LENGTH TABLE

TYPE OF BEND/FITTING	DISTANCE FROM BEND/FITTING (EACH WAY)
45° HORIZONTAL BEND	15'-0"
22.5° HORIZONTAL BEND	10'-0"
45° VERTICAL OFFSET	25'-0"
TEES	PROVIDE THRUST BLOCK
PRESSURE CONNECTION	PROVIDE THRUST BLOCK
END CAPS	PROVIDE THRUST BLOCK

APPROVED: DATE — VILLAGE ENGINEER

WATER MAIN INSTALLATION REQUIREMENTS

BUFFALO GROVE — STANDARD CONSTRUCTION DWG.
SCALE: NTS | DRAWING NO.: W-01
DATE: 02-03-2026

VERTICAL SEPARATION

AT LOCATIONS WHERE THE WATER MAIN CROSSES STORM OR SANITARY SEWER, 18" MINIMUM OF VERTICAL SEPARATION FROM THE CROWN OF THE LOWER PIPE TO THE INVERT OF THE UPPER PIPE SHALL BE MAINTAINED. WHERE 18" VERTICAL SEPARATION IS NOT POSSIBLE, THE WATER OR SEWER PIPE SHALL BE ENCASED FOR A MINIMUM DISTANCE OF 10' FROM THE EDGE OF PIPE, ON EITHER SIDE, PERPENDICULAR TO THE CROSSING, OR THE SEWER PIPE SHALL BE WATER MAIN CLASS PIPE FOR A DISTANCE OF 10' FROM THE EDGE OF PIPE, ON EITHER SIDE, PERPENDICULAR TO THE CROSSING. WATER MAIN BELOW SEWER WITH LESS THAN 18" OF VERTICAL SEPARATION SHALL NEVER BE ALLOWED.

HORIZONTAL SEPARATION

10' OF LATERAL SEPARATION FROM EDGE OF PIPE TO EDGE OF PIPE SHALL BE MAINTAINED BETWEEN WATER MAIN AND STORM OR SANITARY SEWER MAIN. WHERE 10' OF LATERAL SEPARATION CANNOT BE MAINTAINED, THE INVERT OF THE WATER MAIN SHALL BE A MINIMUM OF 18" ABOVE THE CROWN OF THE SEWER. WHERE 10' OF LATERAL SEPARATION AND 18" OF VERTICAL SEPARATION CANNOT BE MAINTAINED, THE SEWER SHALL BE CONSTRUCTED WITH WATER MAIN CLASS PIPE AS PER THE VERTICAL SEPARATION REQUIREMENTS AND PRESSURE TESTED TO THE MAXIMUM EXPECTED SURCHARGE PRIOR TO BACKFILLING.

WATER MAINS SHALL BE SEPARATED FROM SEPTIC TANKS, DISPOSAL FIELDS, SEEPAGE BEDS, AND LIFT STATIONS BY A MINIMUM OF 25'.

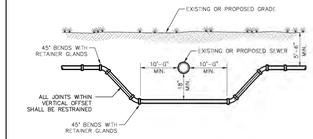

APPROVED: DATE — VILLAGE ENGINEER

WATER MAIN SEPARATION

BUFFALO GROVE — STANDARD CONSTRUCTION DWG.
SCALE: NTS | DRAWING NO.: W-02
DATE: 01-23-2026

NOTES:
1. WATEROUS PACER MODEL W867-250 (TRAFFIC TYPE), AWWA C502, PAINTED FIRE ENGINE RED ABOVE GROUND, WITH RESILIENT WEDGE AUXILIARY GATE VALVE.
2. OPERATING PRESSURE SHALL BE 250 PSI.
3. NOZZLES, TWO AT TWO AND ONE HALF INCH, ONE AT FOUR AND ONE HALF INCH, WITH THREADS CONFORMING TO NATIONAL STANDARD SPECIFICATIONS.
4. FRANGIBLE SECTION (BREAKAWAY TYPE) WITH THE BREAK LINE FLANGE LOCATED ONE INCH ABOVE FINISHED GRADE.
5. JOINT END, SIX INCH, MECHANICAL OR PUSH-ON.
6. STAINLESS STEEL TRIM BELOW GROUND.
7. AUXILIARY BOXES AND HYDRANTS SHALL BE A DIRECT FLANGE-TO-FLANGE CONNECTION. IF A DIRECT CONNECTION CANNOT BE MADE DUE TO UTILITY CONFLICTS, AN 18" MINIMUM SPOOL BETWEEN AUXILIARY BOX AND HYDRANT MAY BE REQUIRED AT THE DIRECTION OF THE ENGINEER (SEE DETAIL, THIS SHEET).
8. FIRE HYDRANT EXTENSIONS AND PARTS TO BE MANUFACTURED BY WATEROUS ONLY. ALL STAINLESS STEEL TRIM.

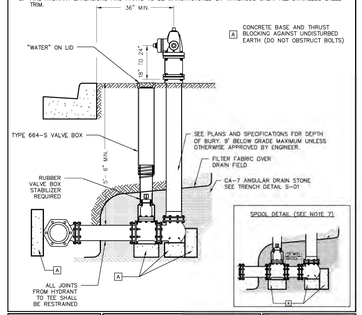

APPROVED: DATE — VILLAGE ENGINEER

FIRE HYDRANT

BUFFALO GROVE — STANDARD CONSTRUCTION DWG.
SCALE: NTS | DRAWING NO.: W-03
DATE: 02-03-2026

NOTES:
1. MATERIAL SHALL BE ASTM B-88 SOFT, ANNEALED, SEAMLESS, TYPE K COPPER. MADE IN USA.
2. MAXIMUM SERVICE SIZE SHALL NOT BE GREATER THAN 2" EXCEPT AS APPROVED BY THE ENGINEER. SERVICES LARGER THAN 2" SHALL BE DUCTILE IRON PIPE.
3. DIRECT TAP FOR 1" SERVICES. 1 1/2" AND LARGER SHALL USE FORD FC202 STAINLESS STEEL BAND, EPOXY COATED SADDLE.
4. ALL SERVICES SHALL BE REQUIRED FOR SERVICES LESS THAN 5.5' DEEP. INSULATION MATERIAL SHALL BE AS APPROVED BY THE ENGINEER.
5. GOOSENECK SERVICE PIPE AT CONNECTION TO ALLOW AT LEAST ONE (1) FOOT EXTRA LENGTH.
6. ALL CONNECTIONS SHALL BE OF THE "FLARED" TYPE.

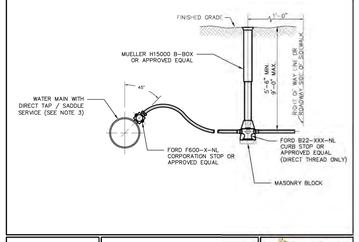

APPROVED: DATE — VILLAGE ENGINEER

WATER SERVICE

BUFFALO GROVE — STANDARD CONSTRUCTION DWG.
SCALE: NTS | DRAWING NO.: W-04
DATE: 02-03-2026

NOTES:
1. CASING SPACERS AND HARDWARE SHALL BE T-304 STAINLESS STEEL.
2. CASING SPACERS SHALL BE INSTALLED AT EACH END OF THE CASING PIPE A MAXIMUM OF 2' FROM THE END OF THE CASING PIPE.
3. FOR DUCTILE IRON PIPE INSTALLATIONS CASING SPACERS SHALL BE PLACED AT A MAXIMUM INTERVAL OF 10'.
4. FOR PVC AND HDPE INSTALLATIONS CASING SPACERS SHALL BE PLACED AT A MAXIMUM INTERVAL OF 8'.
5. CASING SPACERS ON PVC PIPE SHALL BE INSTALLED AT THE SPIGOT END OF EACH PIPE.
6. CASING SPACERS SHALL BE A MINIMUM OF 8" WIDE.
7. CASING SPACERS SHALL ELECTRICALLY ISOLATE THE CARRIER PIPE FROM THE CASING PIPE.
8. CASING RUNNERS SHALL HAVE A COEFFICIENT OF FRICTION < 0.13 PER ASTM D-1894 ON SMOOTH STEEL SURFACES
9. SEE TRENCH DETAIL S-01 FOR TRENCHING REQUIREMENTS.

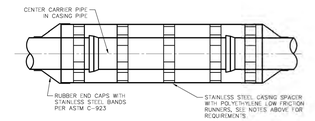

APPROVED: DATE — VILLAGE ENGINEER

CASING PIPE

BUFFALO GROVE — STANDARD CONSTRUCTION DWG.
SCALE: NTS | DRAWING NO.: W-05
DATE: 01-26-2026

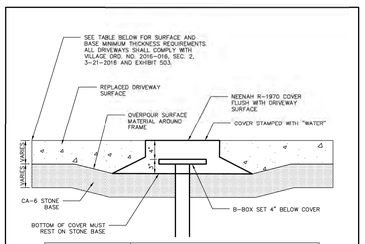

SURFACE MATERIAL		B-BOX LOCATION			
		APRON	SIDEWALK WITHIN DRIVEWAY AREA	SIDEWALK OUTSIDE OF DRIVEWAY AREA	DRIVEWAY
CONCRETE	SURFACE THICKNESS	6" CONCRETE	6" CONCRETE	5" CONCRETE	5" CONCRETE
	BASE THICKNESS	5" CA-6	5" CA-6	5" CA-6	5" CA-6
ASPHALT	SURFACE THICKNESS	N/A			3" BITUMINOUS SURFACE
	BASE THICKNESS				6" CA-6
BRICK	SURFACE THICKNESS				6 CM (2.36") CONCRETE PAVING BRICK
	BASE THICKNESS				8" CA-6

APPROVED: DATE — VILLAGE ENGINEER

BUFFALO BOX IN PAVEMENT

BUFFALO GROVE — STANDARD CONSTRUCTION DWG.
SCALE: NTS | DRAWING NO.: W-06
DATE: 01-26-2026

NOTES:
1. SWAB ALL CONNECTIONS WITH 2% HYPOCHLORITE SOLUTION.
2. ALL MECHANICAL JOINTS SHALL CONFORM TO AWWA C111.
3. ALL COUPLINGS SHALL BE USA-MADE.

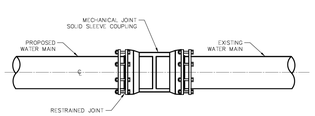

APPROVED: DATE — VILLAGE ENGINEER

SOLID SLEEVE CONNECTION TO EX. WATER MAIN

BUFFALO GROVE — STANDARD CONSTRUCTION DWG.
SCALE: NTS | DRAWING NO.: W-07
DATE: 01-23-2026

NOTES:
1. THRUST BLOCKS SHALL BE MASONRY BLOCKS. CAST-IN-PLACE CONCRETE THRUST BLOCKS SHALL NOT BE ALLOWED UNLESS APPROVED BY THE ENGINEER.
2. ALL THRUST BLOCKS SHALL BEAR AGAINST UNDISTURBED EARTH.
3. ALL MASONRY BLOCK AND CAST IN PLACE THRUST BLOCKS SHALL BE MINIMUM 3,000 PSI.

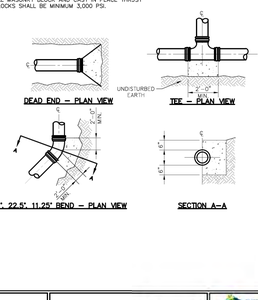

APPROVED: DATE — VILLAGE ENGINEER

THRUST BLOCKING

BUFFALO GROVE — STANDARD CONSTRUCTION DWG.
SCALE: NTS | DRAWING NO.: W-08
DATE: 02-03-2026

NOTES:
1. PRECAST REINFORCED CONCRETE SECTIONS PER ASTM C-478 AND PREFORMED BITUMINOUS JOINTS WITH INTEGRAL PRECAST BOTTOMS.
2. PIPE OPENINGS SHALL BE PRECAST INTO WALLS.
3. I.D.O.T. #602601 FOR FLAT TOPS.
4. STEPS TO BE STEEL REINFORCED PLASTIC. A. IMBEDDED 3" INTO STRUCTURE WALL. B. SPACED AT 16" CENTER TO CENTER. C. FIRST STEP LOCATED 8"-12" BELOW FRAME.
5. FINAL ADJUSTMENT TO FRAMES TO BE DONE WITH STEEL SHIMS SET IN MORTAR.
6. VALVE NUT SHALL BE CENTERED UNDER MANHOLE OPENING.

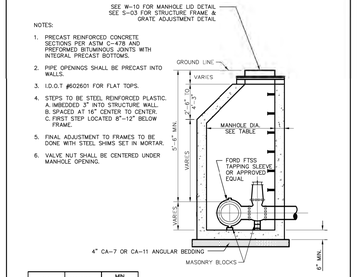

PIPE DIAMETER	MANHOLE DIAMETER	MIN THICKNESS (t)
6"-8"	48"	5"
≥10"	60"	6"

APPROVED: DATE — VILLAGE ENGINEER

TAPPING VALVE AND VAULT

BUFFALO GROVE — STANDARD CONSTRUCTION DWG.
SCALE: NTS | DRAWING NO.: W-09
DATE: 02-03-2026

1020AGS Cover

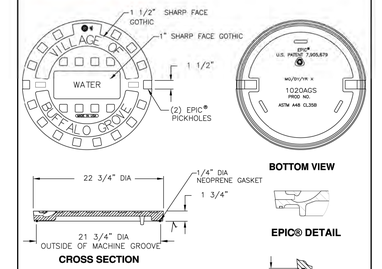

NOTES:
1. MANHOLE COVERS SHALL BE EJ PRODUCT NUMBER 1020AGS OR EQUIVALENT AS APPROVED BY THE ENGINEER.
2. MANHOLE COVER SHALL HAVE 1" RAISED LETTERS AS SHOWN ABOVE.

APPROVED: DATE — VILLAGE ENGINEER

WATER VAULT MANHOLE LID DETAIL

BUFFALO GROVE — STANDARD CONSTRUCTION DWG.
SCALE: NTS | DRAWING NO.: W-10
DATE: 02-13-2026

CODED NOTES:
A. PIPE BEDDING AND TRENCH BACKFILL SHALL BE CA-11 STONE, CLASS B OR BETTER.
B. FLEXIBLE PIPE – 12" MINIMUM RIGID PIPE – 4" MINIMUM.

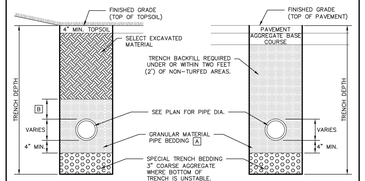

APPROVED: DATE — VILLAGE ENGINEER

TRENCH DETAIL

BUFFALO GROVE — STANDARD CONSTRUCTION DWG.
SCALE: NTS | DRAWING NO.: S-01
DATE: 02-03-2026

NOTES:
1. EXTERIOR NEOPRENE CHIMNEY SEAL STAINLESS STEEL TRIM PER ASTM C-923.
2. PIPE OPENINGS SHALL BE PRECAST INTO WALLS, CAST IN RESILIENT WATERTIGHT SLEEVE WITH STAINLESS STEEL TRIM PER ASTM C-923.
3. PRECAST REINFORCED CONCRETE SECTIONS PER ASTM C-478 AND PREFORMED BITUMINOUS JOINTS WITH INTEGRAL PRECAST BOTTOMS.
4. FINAL ADJUSTMENT TO FRAMES TO BE DONE WITH STEEL SHIMS SET IN MORTAR.
5. STEPS TO BE STEEL REINFORCED PLASTIC. A. IMBEDDED 3" INTO STRUCTURE WALL. B. SPACED AT 16" CENTER TO CENTER. C. FIRST STEP LOCATED 8"-12" BELOW FRAME.
6. PRECAST PCC BENCH SHALL EXTEND TO CROWN AND SLOPE TO OUTSIDE WALL. SMOOTH FINISH.
7. JOINT WRAP SHALL COMPLY WITH ASTM C-877
8. SEE S-03 FOR FRAME ADJUSTMENT DETAILS. FOR MANHOLE COVER REQUIREMENTS, SEE SA-02 (SANITARY) OR ST-06 (STORM).

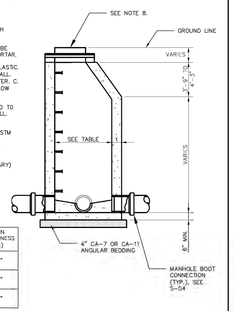

PIPE DIAMETER	MANHOLE DIAMETER	MIN THICKNESS (t)
≥18"	48"	5"
21"-36"	60"	6"
>36"	72"	7"

APPROVED: DATE — VILLAGE ENGINEER

SANITARY OR STORM MANHOLE

BUFFALO GROVE — STANDARD CONSTRUCTION DWG.
SCALE: NTS | DRAWING NO.: S-02
DATE: 02-03-2026

NOTES:
1. THE REQUIRED MANHOLE FRAME AND GRATE ADJUSTMENTS, DUE TO THE PAVEMENT RESURFACING, INCLUDING POURING OF CONCRETE APRON, SHALL BE PERFORMED BEFORE PLACING HOT-MIX ASPHALT SURFACE COURSE.
2. TOTAL ADJUSTING RINGS HEIGHT SHALL BE 2" MINIMUM, 6" MAXIMUM.

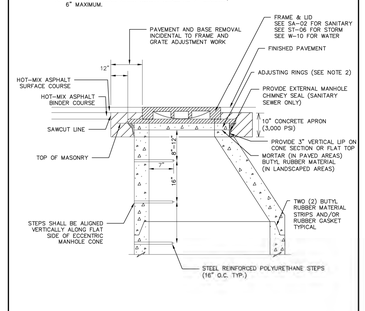

APPROVED: DATE — VILLAGE ENGINEER

STRUCTURE FRAME & GRATE ADJUSTMENT

BUFFALO GROVE — STANDARD CONSTRUCTION DWG.
SCALE: NTS | DRAWING NO.: S-03
DATE: 02-13-2026

NOTES:
1. MACHINE CORE CIRCULAR OPENING IN STRUCTURE WALL OF DIAMETER TO FIT THE REQUIRED BOOT SIZE PER MANUFACTURERS RECOMMENDATION.
2. CUT SHAPE AND SLOPE NEW INVERT CHANNEL IN THE EXISTING CONCRETE BENCH FOR SMOOTH FLOW FROM/TO NEW CONNECTION.
3. CLEAN EXISTING STRUCTURE AND SEWER PIPE OF ANY DIRT, CONCRETE, OR DEBRIS WHICH MAY ACCUMULATE DURING THE CONSTRUCTION PROCESS.
4. RESILIENT WATERTIGHT SLEEVE WITH STAINLESS STEEL TRIM PER ASTM C-923.

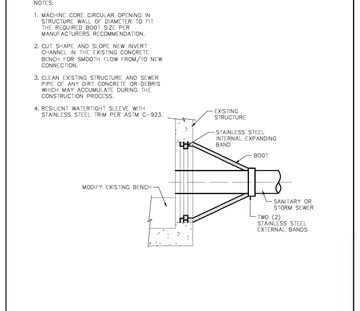

APPROVED: DATE — VILLAGE ENGINEER

CONNECTIONS TO SEWER STRUCTURES

BUFFALO GROVE — STANDARD CONSTRUCTION DWG.
SCALE: NTS | DRAWING NO.: S-04
DATE: 02-13-2026

NOTES:
1. PIPE MATERIAL SHALL BE PVC SOLID WALL SDR-26(M) PIPE, CONFORMING TO ASTM D-3034.
2. JOINTS SHALL CONFORM TO ASTM D-3212.
3. FITTINGS SHALL CONFORM TO ASTM D-3034.

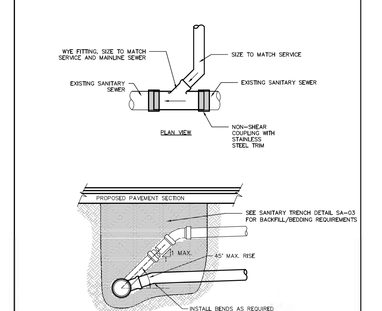

APPROVED: DATE — VILLAGE ENGINEER

SANITARY SERVICE CONNECTION

BUFFALO GROVE — STANDARD CONSTRUCTION DWG.
SCALE: NTS | DRAWING NO.: SA-01
DATE: 02-13-2026

HIGHBURY CLUB
BUFFALO GROVE, ILLINOIS

PEARSON, BROWN & ASSOCIATES, INC.
CONSULTING ENGINEERS
1850 W. WINCHESTER ROAD - SUITE 205
LIBERTYVILLE, IL. 60048
PHONE: (847) 367-6707
FAX: (847) 367-2567
E-MAIL ADDRESS: pba@pbaengineers.com

© COPYRIGHT 2025 PEARSON, BROWN & ASSOCIATES, INC. ALL RIGHTS RESERVED

DESIGNED BY: D.S.H.
DRAWN BY: A.Z.
CHECKED BY: A.K.Z.
ORIGINAL ISSUE: 01/21/26

REVISIONS

DESCRIPTION	DATE BY
REVISED PER VILLAGE REVIEW COMMENTS	03/06/26 AZ

DETAILS

SHEET NUMBER 14 OF 19 SHEETS
JOB No. 24190

EXHIBIT NO.109
MATERIALS LIST

Date of revision: 9/23/19

Water Distribution Material Specifications:

Water main pipe	Ductile Iron Pipe. Pipe class thickness—AWWA C150, minimum thickness, Class 52. Pipe—AWWA C151. Pipe lining—AWWA C104. Fittings—AWWA C153. Joints—mechanical and push-on, AWWA C111. Wrap—4 mil. X-Lam conforming to AWWA C105,A21.5 and AWWA C600. No 90 degree bends allowed. All stainless steel trim.
Valves	American Flow Control, Series 2500 resilient wedge gate valve, All sizes two inch to fourteen inch, counter clockwise to open, AWWA C500., AWWA C504. Clow AWWA C-504 Butterfly Valve for sixteen inch and above. Joint end—mechanical, AWWA C111. All stainless steel trim.
Valve Vault	All structures shall be monolithically precast with designed openings or mechanically cored in the field and shall have rubber boots conforming to ASTM C-923. Dog house vaults are excluded from these requirements when permitted by Village Engineer. Size: For six and eight inch diameter valves, valve vaults shall have a forty-eight inch inside diameter; for pressure connections and valves ten inches and larger in diameter, valve vaults shall have a sixty inch inside diameter. All valve vault cones must be eccentric cenoters with valve properly aligned.
Castings	Neenah No. R-1772, embossed per Exhibit No. 401.
Fire Hydrant	Waterous Pacer Model WB67-250, AWWA C502, painted fire engine red above ground, with resilient wedge auxiliary gate valve. Nozzles, two at two and one half inch, one at four and one half inch, with threads conforming to National Standard Specifications. Frangible section (breakaway type) with the break line flange located one inch above finished grade. Joint end, six inch, mechanical or push-on. Stainless steel trim below ground. Auxiliary boxes and hydrants shall be a direct flange-to-flange connection.
Fire hydrant extension	Fire hydrant extensions and parts to be manufactured by Waterous only. All stainless steel trim.
Hydrant Valve Box \ Valve boxes	Hydrant Valve Box Tyler 664-S. Lid embossed "WATER." Rubber valve box stabilizer required.
Service Pipe	Copper tube, two inches and smaller, ASTM B88, Type K (1" minimum). Ductile iron, larger than two inches. Conform to Water main section above. Service upgrade for existing water main requires a stainless steel tap repair clamp. Ford model FS1-CC, minimum length 15" long.
Corporation Stop	Mueller H15000, 1" minimum, AWWA C800. 1" Direct tap or 1 1/4" and larger shall use Ford FC202 stainless steel band, epoxy coated saddle.
Curb Stop	Copper service, Mueller H-15154. Ductile iron service, Resilient wedge counter clockwise to open, AWWA C500. Joint end—mechanical, AWWA C111.
Curb box	Copper service, Mueller H-10302. Ductile iron service, conform to Hydrant Valve Box section above. Ductile iron service, 6" and larger, conform to Valve Vault section above.
Copper to Copper Fittings	Mueller Company Model #H-15400. An all flared coupling is required, no sweat joint or compression allowed.
Pressure Connections	Ford FTSS style tapping sleeve. American Flow Control Series 2500 tapping valve four inch minimum. All stainless steel trim.

Sanitary Sewer Material Specifications:

Sewer and Service Connection Pipe	Reinforced concrete pipe—circular reinforcement, minimum Class 3, ASTM C76, with epoxy lining. PVC solid wall (SDR-26H) pipe—ASTM D-3034 for six to fifteen inches in diameter. PCV SDR 26 IS ACCEPTABLE
Sewer and Service Connection Pipe Joints	Reinforced concrete pipe—ASTM C443. PVC solid wall (SDR-26H) pipe—ASTM D-3212 for six to eighteen inches in diameter. PCV SDR 26 IS ACCEPTABLE
Sewer and Service Connection Pipe Fittings	PVC solid wall (SDR-26H) pipe—ASTM D3034 for six to fifteen inches in diameter. PCV SDR 26 IS ACCEPTABLE
Casing Pipes	Steel pipe—ASTM A120. three-eighths inch minimum thickness.
Manholes	Size: For sewer eighteen inch diameter or less, manhole shall have a forty-eight inch inside diameter. For sewer twenty-one inch to thirty-six inch diameter, manhole shall have a sixty inch inside diameter. For sewer greater than thirty-six inch diameter, manhole shall have an offset riser pipe of forty-eight inch inside diameter. All structures shall be monolithically precast including bases and invert flow lines.
Castings	Neenah No. R-1772, with self-sealing lid and recessed pick hole, embossed per Exhibit No. 301.

Storm Sewer System Material Specifications:

Structures	All structures shall be precast with designed openings or mechanically cored in the field.
Castings	Closed Lid, Type 1—Neenah No. R-1772, embossed per Exhibit No. 201., Open Lid, Type 1— Neenah No. R-1772, Standard B4.12 or any other barrier curb, Type 11— Neenah No. R-3170 (open curb box) Box height must be 6" minimum with 5° tapers to match curb height., Depressed barrier curb, Type 10—Neenah No. R-3205. Yard inlet - Neenah R-2579, corvers grate.
Sewer Pipe Joints	Reinforced concrete pipe—ASTM C443 or C361. PVC solid wall (SDR-26H) pipe—ASTM D-3212 for six to eighteen inches in diameter.
Sump pump service connection pipe/sub surface drain pipe	4" PVC solid wall sewer pipe SDR-35. Blind connections must be cored in storm sewer and pipe connection shall be made with a rubber boot and stainless steel band. Sump pump per Exhibit No. 202 and underdrain per Exhibit No. 203.

Material Specifications For All Utilities:

Bedding	CA-11, Class B or better. All stone shall be crushed; rounded aggregate will not be permitted. The stone shall be compacted to 90% modified proctor density as required by ASTM D1557 or AASHTO T-180. Recycled materials permitted from IDOT approved sources meeting the correct gradations.
Trench Backfill	CA-11, Class B or better. This item shall meet the requirements of Class B CA-11, per the IDOT Standard Specifications for Road and Bridge Construction. All stone shall be crushed; rounded aggregate will not be permitted. The stone shall be compacted to 90% modified proctor density as required by ASTM D1557 or AASHTO T-180. Jetting of trenches is not permitted. Recycled materials permitted from IDOT approved sources meeting the correct gradations.
Adjustments	No more than two precast concrete adjusting rings with six inch maximum height adjustment shall be allowed, minimum one 2" ring installed on new structures. Only one HDPE ring with a max of 2" may be used within the precast tolerances. Only precast concrete or HDPE adjustment rings permitted. ½" x 3.5" mastic to be used between all frames, rings and structures. Mortar around rings, but none between.

Miscellaneous Material Specifications:

Detectable Warnings	Quick connect plates or bolted plates by Neenah Enterprises, Inc. Color shall be brick red.
Concrete	In accordance with IDOT Standard Specifications for Road and Bridge Construction
Asphalt	In accordance with IDOT Standard Specifications for Road and Bridge Construction and Chapter 16.50.070 of the Village of Buffalo Grove Municipal Code

* The Village Engineer shall have the authority to approve the use of alternative materials than those specifically required by Exhibit 109 in the manner provided for in this Title. The Village Engineer may approve alternative materials that are not specifically required by this title when:

1. The materials or their components required by this title are no longer manufactured and available for purchase; and
2. The alternative materials are generally consistent with requirements of this title, including but not limited to those standards relating to production, composition, safety and aesthetics.

Testing Specifications:

(In addition to the requirements of IDOT's Standard Specifications for Road and Bridge Construction or the Standard Specifications for Water and Sewer Construction in Illinois)

Storm Sewer	Cleaning and televising, with reporting, as directed by the Village Engineer
Sanitary Sewer	Cleaning and televising, with reporting, as directed by the Village Engineer

1020AGS Cover

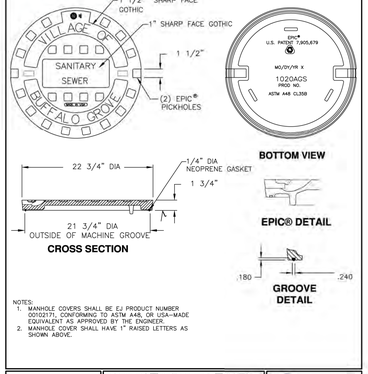

NOTES:
1. MANHOLE COVERS SHALL BE EJ PRODUCT NUMBER 02102171, CONFORMING TO ASTM A48, OR USA-MADE EQUIVALENT AS APPROVED BY THE ENGINEER.
2. MANHOLE COVER SHALL HAVE 1" RAISED LETTERS AS SHOWN ABOVE.

APPROVED	DATE	VILLAGE ENGINEER

SANITARY SEWER MANHOLE LID DETAIL

BUFFALO GROVE — STANDARD CONSTRUCTION DWG.

SCALE	DRAWING NO.
02-13-2026	SA-02

NOTES:
1. PRECAST REINFORCED CONCRETE SECTIONS PER ASTM C-478 AND PREFORMED BITUMINOUS JOINTS WITH INTEGRAL PRECAST BOTTOMS.
2. PIPE OPENINGS SHALL BE PRECAST INTO WALLS.
3. I.D.O.T. #602601 FOR FLAT TOPS.
4. PRECAST PCC BENCH SHALL EXTEND TO CROWN AND SLOPE TO OUTSIDE WALL, SMOOTH FINISH.
5. STEPS TO BE STEEL REINFORCED PLASTIC:
   A. IMBEDDED 3" INTO STRUCTURE WALL.
   B. SPACED AT 16" CENTER TO CENTER.
   C. FIRST STEP LOCATED 8"-12" BELOW FRAME.
   D. SEE S-03 FOR OTHER FRAME AND STEP REQUIREMENTS.
6. FINAL ADJUSTMENT TO FRAMES TO BE DONE WITH STEEL SHIMS SET IN MORTAR.

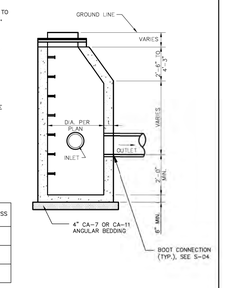

PIPE DIAMETER	MANHOLE DIAMETER	MIN THICKNESS (t)
≥18"	48"	5"
21"–36"	60"	6"
>36"	72"	7"

APPROVED	DATE	VILLAGE ENGINEER

CATCH BASIN TYPE A

BUFFALO GROVE — STANDARD CONSTRUCTION DWG.

SCALE	DRAWING NO.
02-13-2026	ST-01

NOTES:
1. PRECAST REINFORCED CONCRETE SECTIONS PER ASTM C-478 AND PREFORMED BITUMINOUS JOINTS WITH INTEGRAL PRECAST BOTTOMS.
2. PIPE OPENINGS SHALL BE PRECAST INTO WALLS.
3. FINAL ADJUSTMENT TO FRAMES TO BE DONE WITH STEEL SHIMS SET IN MORTAR.

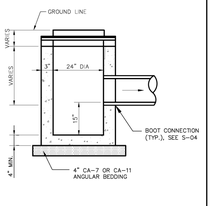

APPROVED	DATE	VILLAGE ENGINEER

CATCH BASIN TYPE C

BUFFALO GROVE — STANDARD CONSTRUCTION DWG.

SCALE	DRAWING NO.
01-23-2026	ST-02

NOTES:
1. PRECAST REINFORCED CONCRETE SECTIONS PER ASTM C-478 AND PREFORMED BITUMINOUS JOINTS WITH INTEGRAL PRECAST BOTTOMS.
2. PIPE OPENINGS SHALL BE PRECAST INTO WALLS.
3. FINAL ADJUSTMENT TO FRAMES TO BE DONE WITH STEEL SHIMS SET IN MORTAR.

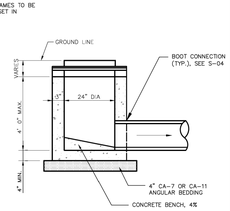

APPROVED	DATE	VILLAGE ENGINEER

INLET TYPE A

BUFFALO GROVE — STANDARD CONSTRUCTION DWG.

SCALE	DRAWING NO.
01-23-2026	ST-03

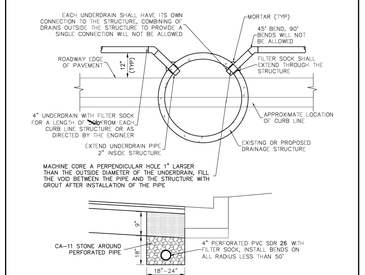

UNDERDRAIN INSTALLATION FRONT OF CURB

BUFFALO GROVE — STANDARD CONSTRUCTION DWG.

SCALE	DRAWING NO.
02-03-2026	ST-04

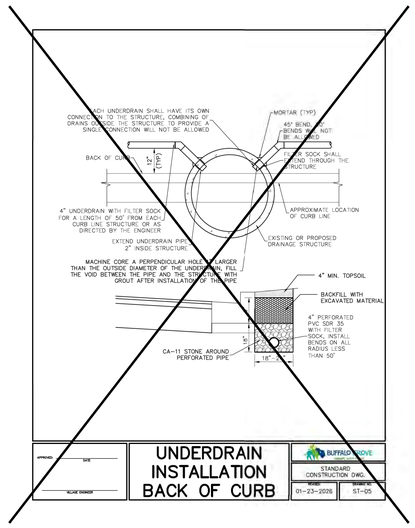

UNDERDRAIN INSTALLATION BACK OF CURB

BUFFALO GROVE — STANDARD CONSTRUCTION DWG.

SCALE	DRAWING NO.
01-23-2026	ST-05

1020AGS Cover

NOTES:
1. MANHOLE COVERS SHALL BE EJ PRODUCT NUMBER 02102171, CONFORMING TO ASTM A48, OR USA-MADE EQUIVALENT AS APPROVED BY THE ENGINEER.
2. MANHOLE COVER SHALL HAVE 1" RAISED LETTERS AS SHOWN ABOVE.

APPROVED	DATE	VILLAGE ENGINEER

STORM SEWER MANHOLE LID DETAIL

BUFFALO GROVE — STANDARD CONSTRUCTION DWG.

SCALE	DRAWING NO.
02-13-2026	ST-06

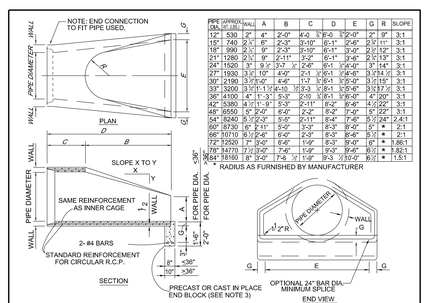

PIPE DIA.	APPROX. WT. (LBS)	WALL	A	B	C	D	E	G	R	SLOPE
12"	530	2"	4"	2'-0"	4'-0	5'-6"	2'-0"	2"	9"	3:1
15"	740	2 ½"	6"	2'-3"	3'-10"	6'-1"	2'-6"	2 ½"	11"	3:1
18"	990	2 ½"	9"	2'-3"	3'-10"	6'-1"	2'-6"	2 ½"	1'-1"	3:1
21"	1280	2 ½"	9"	2'-11"	3'-2"	6'-1"	3'-6"	2 ½"	1'-3"	3:1
24"	1520	3"	9 ½"	3'-7"	2'-6"	6'-1"	3'-6"	3"	1'-4"	3:1
27"	1830	3 ½"	10"	4'-0"	2'-1	6'-1"	3'-6"	3	1'-7"	3:1
30"	2190	3 ½"	9"	4'-6"	1'-7	6'-1"	3'-6"	3	1'-10"	3:1
33"	3200	3 ½"	11"	4'-10"	1' ½	9'-3	3'-6"	3	1'-3"	3:1
36"	4150	4"	11"	5'-3"	5'-0"	9'-3	3'-6"	4"	2'-0"	3:1
42"	5380	4 ½"	11"	5'-9"	5'-3"	9'-3	3'-6"	4 ½"	2'-2"	3:1
48"	6550	5"	2'-0"	6'-6"	5'-6"	9'-3	3'-6"	5"	2'-2"	3:1
54"	8240	5"	2'-0"	7'-0"	6'-1"	9'-3	3'-6"	5"	2'-4"	2.4:1
60"	8730	6"	2'-11"	9'-0"	3'-3"	8'-3"	8'-4"	5"	*	2:1
66"	10710	6 ½"	2'-6"	9'-6"	2'-9"	8'-3"	8'-4"	5 ½"	*	2:1
72"	12520	7"	3'-0"	6'-6"	1'-9"	8'-3"	9'-0"	6"	*	1.86:1
78"	14770	7 ½"	3'-0"	7'-6"	1'-0"	8'-3"	9'-0"	6 ½"	*	1.82:1
84"	18160	8"	3'-0"	7'-6"	½"	9'-3	10'-0"	6 ½"	*	1.5:1

NOTES:
① PRECAST CONCRETE FLARED END SECTIONS SHALL CONFORM TO THE APPLICABLE REQUIREMENTS OF AASHTO M-170 CLASS III, WALL B REINFORCED CONCRETE PIPE.
② PRECAST CONCRETE FLARED END SECTION FOR PIPE DIAMETER REQUIRED SHALL BE AS INDICATED ON DETAIL PLAN FOR EACH INDIVIDUAL INSTALLATION.
③ THE END BLOCK SHALL BE PLACED PRIOR TO THE INSTALLATION OF THE FLARED END SECTION. THE END BLOCK SHALL BE CONSTRUCTED IN ACCORDANCE WITH IDOT STANDARD SPECIFICATIONS
④ ALL FLARED END SECTIONS SHALL HAVE GRATINGS AS PER IDOT STANDARD.
⑤ PROVIDE CLAY DAM UNDER COLLAR AND AROUND UPSTREAM END OF FES AND FIRST PIPE THE FULL WIDTH OF TRENCH AND 10 FEET LONG AT LOCATIONS WHERE THEY DISCHARGE INTO A DETENTION BASIN.

CONCRETE FLARED END SECTION

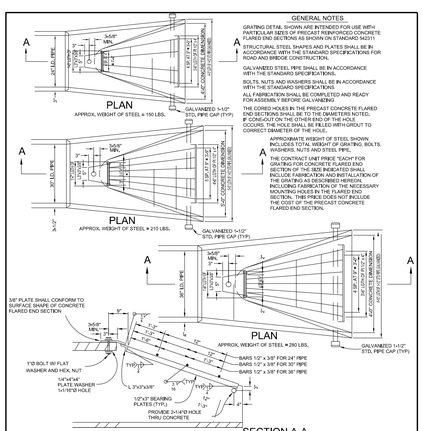

GENERAL NOTES

GRATING DETAIL SHOWN ARE INTENDED FOR USE WITH PARTICULAR SIZES OF PRECAST REINFORCED CONCRETE FLARED END SECTIONS AS SHOWN ON STANDARD 542011

STRUCTURAL STEEL SHAPES AND PLATES SHALL BE IN ACCORDANCE WITH THE STANDARD SPECIFICATIONS FOR ROAD AND BRIDGE CONSTRUCTION.

GALVANIZED STEEL PIPE SHALL BE IN ACCORDANCE WITH THE STANDARD SPECIFICATIONS.

BOLTS, NUTS AND WASHERS SHALL BE IN ACCORDANCE WITH THE STANDARD SPECIFICATIONS

ALL FABRICATION SHALL BE COMPLETED AND READY FOR ASSEMBLY BEFORE GALVANIZING

THE CORED HOLES IN THE PRECAST CONCRETE FLARED END SECTIONS SHALL BE TO THE DIAMETERS NOTED. IF CONDUIT ON THE OTHER END OF THE HOLE OCCURS, THE HOLE SHALL BE FILLED WITH GROUT TO CORRECT DIAMETER BEFORE USE.

APPROXIMATE WEIGHT OF STEEL SHOWN, INCLUDES TOTAL WEIGHT OF GRATING, BOLTS, WASHERS, NUTS AND STEEL PIPE.

THE CONTRACT UNIT PRICE "EACH" FOR GRATING FOR CONCRETE FLARED END SECTION OF THE SIZE INDICATED SHALL INCLUDE FURNISHING AND INSTALLATION OF THE GRATING AS DESCRIBED HEREON, INCLUDING FABRICATION OF THE NECESSARY MOUNTING HOLES IN THE FLARED END SECTION. THIS PRICE DOES NOT INCLUDE THE COST OF THE PRECAST CONCRETE FLARED END SECTION.

GRATING FOR CONCRETE FLARED END SECTION

EXHIBIT NO. 503

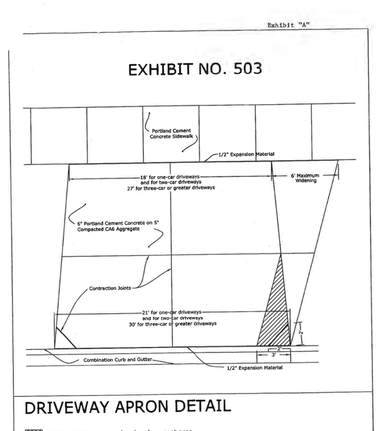

DRIVEWAY APRON DETAIL

▨ Apron widening removal and replacement area

NOTES:
1. Contraction joint depth shall be 1-1/4" minimum.
2. Contraction joint shall divide the apron into slabs approximately square with no slab less than 4'5".
3. Maximum apron width is 18' at the sidewalk.

Scale in Feet

Prepared by the Village Engineering Division and Village Planning Services Division, 2/14/2006

EXHIBIT NO. 502

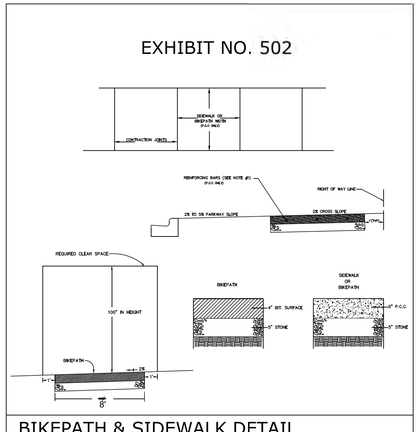

BIKEPATH & SIDEWALK DETAIL

NOTE:
1. AT ALL TRENCH CROSSINGS, 3 – 10' X 3/4" REINFORCING BARS SHALL BE PLACED EQUALLY SPACED AND CENTERED OVER THE TRENCH.
2. CONCRETE THICKNESS SHALL BE 6" AT ALL DRIVEWAYS AND TRENCH CROSSINGS.
3. SET 3/4" EXPANSION JOINTS AT 50' MAX. SPACING INTERVALS.
4. SIDEWALK WIDTH AS SHOWN ON PLANS.
5. CURB RAMPS SHALL COMPLY WITH LATEST ACCESSIBILITY STANDARDS.

Prepared by the Village Engineering Division

EXHIBIT NO. 501

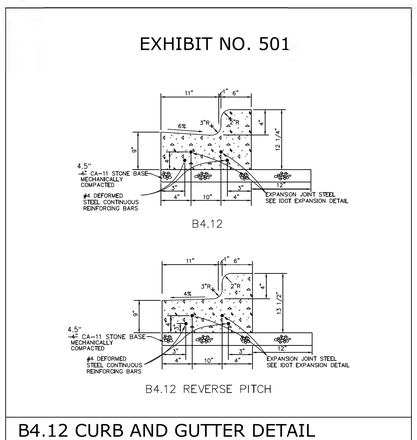

B4.12 CURB AND GUTTER DETAIL

NOTE:
1. SET EXPANSION JOINTS AT ALL PCTS, PTS, FIVE FEET ON EITHER SIDE OF ANY PINNACLE, AND AT 60' MAX. INTERVALS.
2. CONTRACTION JOINTS SHALL BE TOOLED AT 15' INTERVALS AND SAW CUT WITHIN 24 HOURS.
3. JOINTS SHALL BE CLEANED AND SEALED ACCORDING TO ARTICLE 420.12.
4. CURING COMPOUND REQUIRED.
5. IDOT APPROVED CURBS ALSO PERMITTED.

Prepared by the Village Engineering Division

HIGHBURY CLUB

BUFFALO GROVE, ILLINOIS

PEARSON,BROWN & ASSOCIATES,INC.
CONSULTING ENGINEERS
1850 W. WINCHESTER ROAD - SUITE 205
LIBERTYVILLE, IL. 60048
PHONE: (847) 367-6707
FAX: (847) 367-2567
E-MAIL ADDRESS: pba@pbaengineers.com

© COPYRIGHT 2025 PEARSON, BROWN & ASSOCIATES, INC. ALL RIGHTS RESERVED

DESIGNED BY: D.S.H.
DRAWN BY: A.Z.
CHECKED BY: A.K.Z.
ORIGINAL ISSUE: 01/21/26

DATE	BY	DESCRIPTION
03/06/26	AZ	REVISED PER VILLAGE REVIEW COMMENTS

REVISIONS

DETAILS

SHEET NUMBER 15 OF 19 SHEETS

JOB No. 24190

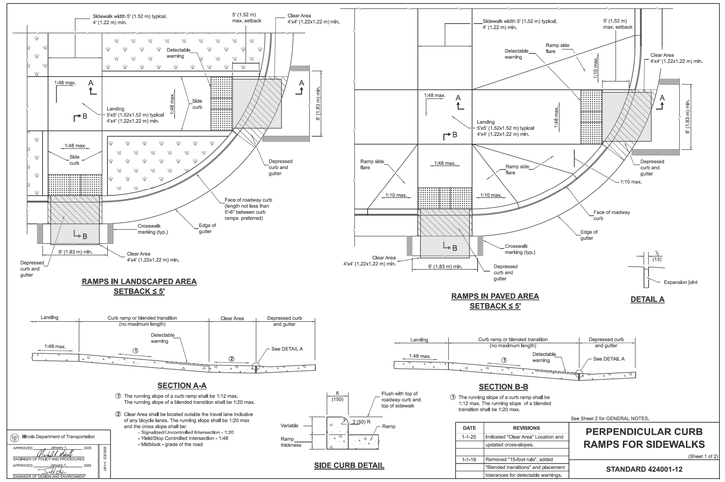

DATE	REVISIONS
1-1-25	Indicated "Clear Area", Location and updated cross-slopes.
1-1-19	Removed "15-foot rule", added "Blended transitions" and placement tolerances for detectable warnings.

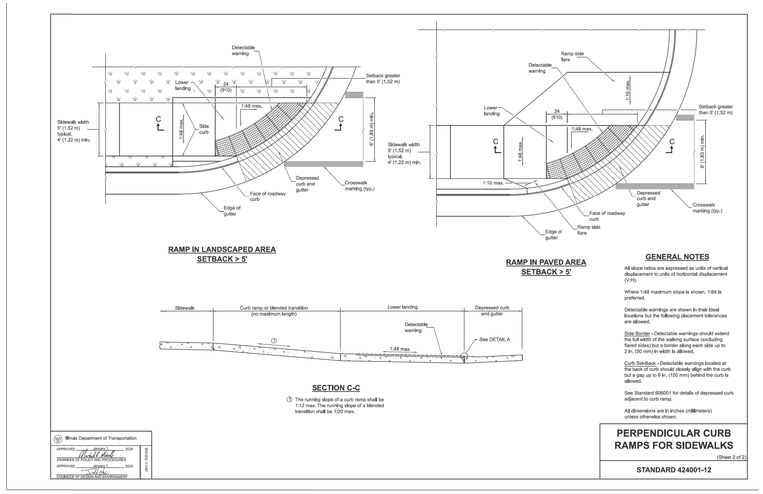

GENERAL NOTES

All slope ratios are expressed as units of vertical displacement to units of horizontal displacement (V:H).

Where 1:48 maximum slope is shown, 1:64 is preferred.

Detectable warnings are shown in their ideal locations but the following placement tolerances are allowed.

Side Border - Detectable warnings should extend the full width of the walking surface (excluding flared sides) but a border along each side up to 2 in. (50 mm) in width is allowed.

Curb Setback - Detectable warnings located at the back of curb should ideally align with the curb but a gap up to 6 in. (150 mm) behind the curb is allowed.

See Standard 606001 for details of depressed curb adjacent to curb ramp.

All dimensions are in inches (millimeters) unless otherwise shown.

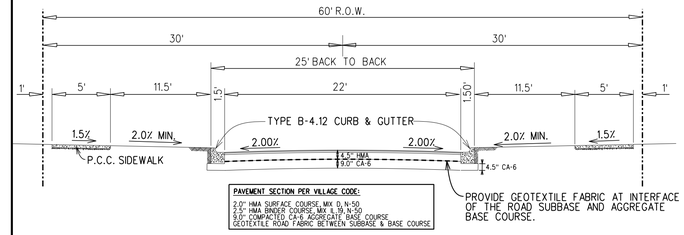

TYPICAL 60' R.O.W. & PAVEMENT SECTION

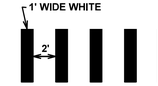

NOTE:

ALL PAVEMENT MARKING & STRIPING ON ASPHALT SHALL BE THERMOPLASTIC.

CROSS -WALK DETAIL

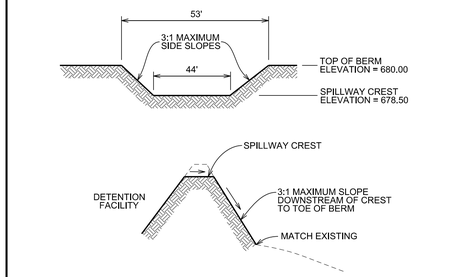

SPILLWAY CREST DETAIL

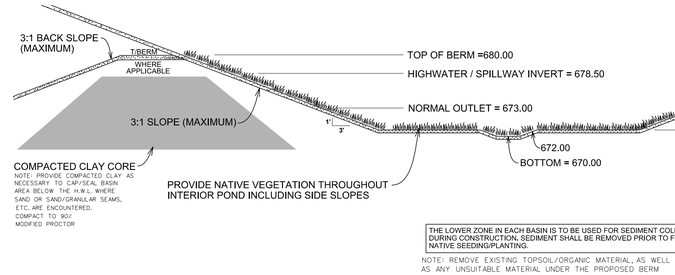

STORMWATER BASIN DETAIL - NATURALIZED

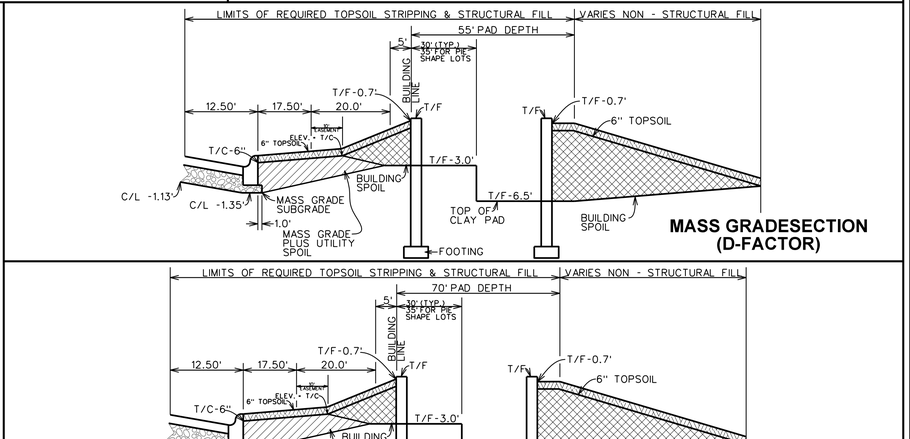

MASS GRADESECTION (D-FACTOR)

MASS GRADE SECTION (D-FACTOR) FOR LOTS 5-19

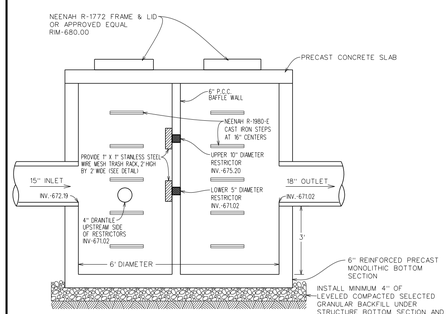

OUTLET CONTROL STRUCTURE #49

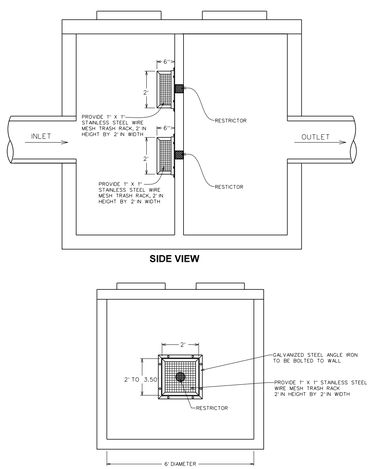

STEEL PLATE AND TRASH RACK INSTALLATION FOR OUTLET CONTROL STRUCTURE

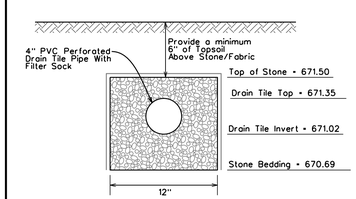

NOTES:

1. Stone shall be washed CA7/11
2. Provide non-woven needlepunch geotechnical filter fabric around sides and top of stone.

POND UNDERDRAIN DETAIL

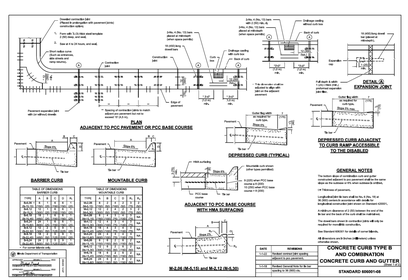

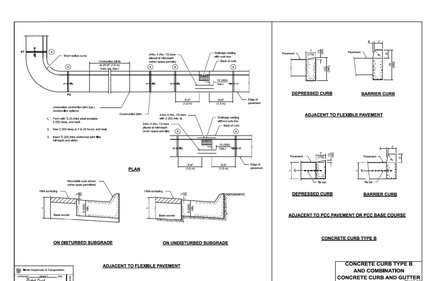

NEENAH #R-3170 (OPEN CURB BOX) BOX HEIGHT MUST BE 6" MINIMUM WITH 5' TAPERS TO MATCH CURB HEIGHT. ADD EXPANSION JOINT 5 FEET FROM THE STRUCTURE WHERE THE TAPER BEGINS

HIGHBURY CLUB

BUFFALO GROVE, ILLINOIS

PEARSON,BROWN & ASSOCIATES,INC.
CONSULTING ENGINEERS
1850 W. WINCHESTER ROAD - SUITE 205
LIBERTYVILLE, IL. 60048
PHONE: (847) 367-6707
FAX: (847) 367-2567
E-MAIL ADDRESS: pba@pbaengineers.com

© COPYRIGHT 2025 PEARSON, BROWN & ASSOCIATES, INC. ALL RIGHTS RESERVED

DESIGNED BY: D.S.H.
DRAWN BY: A.Z.
CHECKED BY: A.K.Z.
ORIGINAL ISSUE: 01/21/26

DESCRIPTION	DATE	BY
REVISED PER VILLAGE REVIEW COMMENTS	03/06/26	AZ

REVISIONS

DETAILS

SHEET NUMBER 16 OF 19 SHEETS

JOB No. 24190

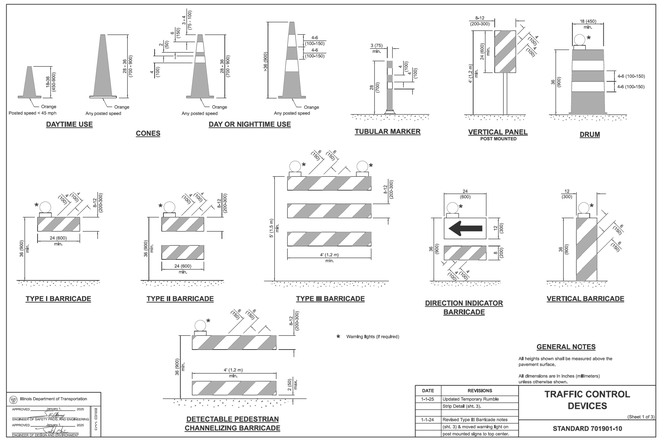

DAYTIME USE

CONES

DAY OR NIGHTTIME USE

TUBULAR MARKER

VERTICAL PANEL
POST MOUNTED

DRUM

TYPE I BARRICADE

TYPE II BARRICADE

TYPE III BARRICADE

DIRECTION INDICATOR BARRICADE

VERTICAL BARRICADE

DETECTABLE PEDESTRIAN CHANNELIZING BARRICADE

GENERAL NOTES

All heights shown shall be measured above the pavement surface.

All dimensions are in inches (millimeters) unless otherwise shown.

Illinois Department of Transportation
APPROVED _____ (Engineer) _____ DATE
DIGGER/S OF QUALITY AND DESIGN
APPROVED _____ (Bureau Chief) _____ DATE
DIRECTOR OF HIGHWAY ENGINEERING

DATE: 1-1-20

DATE	REVISIONS
1-1-25	Updated Temporary Rumble Strip Detail (sht. 3).
1-1-24	Revised Type III Barricade notes (sht. 3) & moved warning light on post mounted signs to top center.

TRAFFIC CONTROL DEVICES

(Sheet 1 of 3)

STANDARD 701901-10

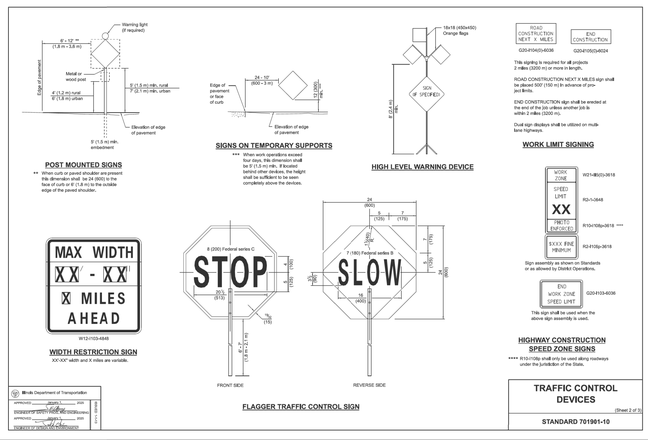

POST MOUNTED SIGNS

** When curb or paved shoulder are present, this dimension shall be 24 (600) to the face of curb or 6' (1.8 m) to the outside edge of the paved shoulder.

SIGNS ON TEMPORARY SUPPORTS

*** When work operations exceed four days, this dimension shall be 12 (300). If the sign is set behind other devices, the height shall be sufficient to be seen completely above the devices.

HIGH LEVEL WARNING DEVICE

WORK LIMIT SIGNING

This signing is required for all projects 2 miles (3200 m) or more in length.

ROAD CONSTRUCTION NEXT X MILES sign shall be placed 500' (150 m) in advance of project limits.

END CONSTRUCTION sign shall be erected at the end of the Job unless another Job is within 2 miles (3200 m).

Dual sign displays shall be utilized on multi lane highways.

WIDTH RESTRICTION SIGN

XX'-XX' width and X miles are variable.

FLAGGER TRAFFIC CONTROL SIGN

HIGHWAY CONSTRUCTION SPEED ZONE SIGNS

**** R10-(10)b shall only be used along roadways under the jurisdiction of the State.

Sign assembly as shown on Standards or as allowed by District Operations.

This sign shall be used when the above sign assembly is used.

Illinois Department of Transportation
APPROVED _____ (Engineer) _____ DATE
DIGGER/S OF QUALITY AND DESIGN
APPROVED _____ (Bureau Chief) _____ DATE
DIRECTOR OF HIGHWAY ENGINEERING

DATE: 1-1-25

TRAFFIC CONTROL DEVICES

(Sheet 2 of 3)

STANDARD 701901-10

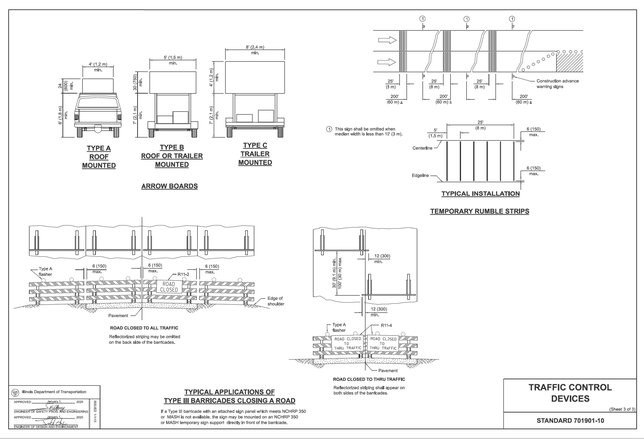

ARROW BOARDS

TEMPORARY RUMBLE STRIPS

TYPICAL APPLICATIONS OF TYPE III BARRICADES CLOSING A ROAD

If a Type III barricade with an attached sign cannot be erected, a W21-105 or W21-106 sign on a stand shall be used. If a stand is not available, the sign may be placed on an NCHRP 350 or MASH temporary sign support directly in front of the barricade.

Illinois Department of Transportation
APPROVED _____ (Engineer) _____ DATE
DIGGER/S OF QUALITY AND DESIGN
APPROVED _____ (Bureau Chief) _____ DATE
DIRECTOR OF HIGHWAY ENGINEERING

DATE: 1-1-25

TRAFFIC CONTROL DEVICES

(Sheet 3 of 3)

STANDARD 701901-10

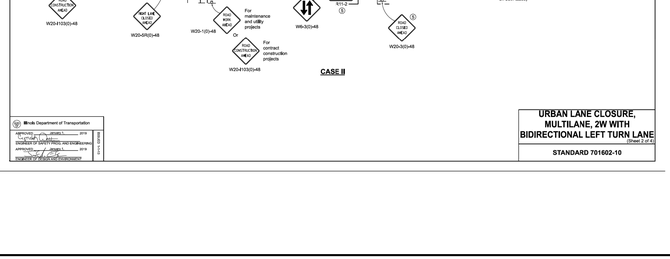

GENERAL NOTES

This Standard is used where any vehicles, equipment, workers or their activities will encroach in the area 10' (3.0 m) to 24 (600) from the edge of pavement.

Calculate L as follows:

SPEED LIMIT	FORMULAS English	(Metric)
40 mph (70 km/h) or less:	$L=\frac{WS^2}{60}$	$L=\frac{WS^2}{150}$
45 mph (80 km/h) or greater:	L=WS(.5)	L=0.60(WS)

W = Width of offset in feet (meters).

S = Normal posted speed mph (km/h).

All dimensions are in inches (millimeters) unless otherwise shown.

TYPICAL APPLICATIONS

Utility operations
Culvert extension
Guardrail replacement
Storm drain installation and maintenance
Delineator installation
Landscaping operations
Tree trimming
Sign installation and maintenance

① When the work operation exceeds one hour, cones, drums or barricades shall be placed at 25' (8 m) centers for L/3 distance, and at 50' (15 m) centers through the remainder of the work area.

SYMBOLS

Work area
Sign
Cone, drum or barricade

Illinois Department of Transportation
APPROVED _____ (Engineer) _____ DATE
DIGGER/S OF QUALITY AND DESIGN
APPROVED _____ (Bureau Chief) _____ DATE
DIRECTOR OF HIGHWAY ENGINEERING

DATE: 1-1-25

DATE	REVISIONS
4-1-16	Corrected typo in title.
1-1-14	Revised workers sign number to agree with current MUTCD.

OFF-RD OPERATIONS, MULTILANE, 15' (4.5 m) TO 24' (600 mm) FROM PAVEMENT EDGE

STANDARD 701101-05

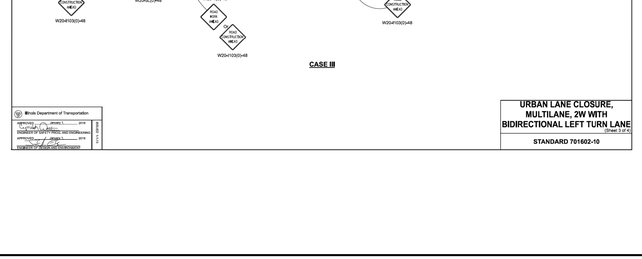

GENERAL NOTES

This Standard is used where **all lanes of** all vehicles, equipment, workers or their activities are more than 10' (4.5 m) from the edge of pavement.

When the work operation requires that two or more work vehicles cross the 10' (4.5 m) clear zone in any one hour, traffic control shall be according to Standard 701101.

This Standard also applies to work performed in areas more than 10' (4.5 m) from either pavement.

All dimensions are in inches (millimeters) unless otherwise shown.

TYPICAL APPLICATIONS

Landscaping work
Utility work
Fencing contracts

Illinois Department of Transportation
APPROVED _____ (Engineer) _____ DATE
DIGGER/S OF QUALITY AND DESIGN
APPROVED _____ (Bureau Chief) _____ DATE
DIRECTOR OF HIGHWAY ENGINEERING

DATE: 1-1-25

DATE	REVISIONS
1-1-25	Switched units to English (metric). Revised title.
1-1-97	Renum. Standard 231546.

OFF-RD OPERATIONS, MULTILANE, MORE THAN 15' (4.5 m) AWAY

STANDARD 701106-02

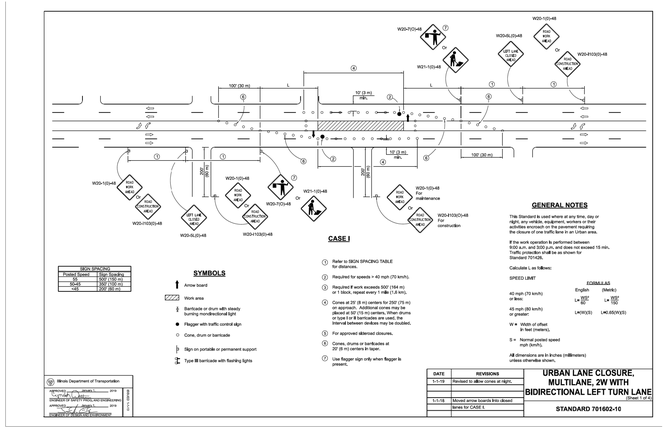

NO EXISTING PAVEMENT MILLING & OVERLAY ON WEILAND ROAD

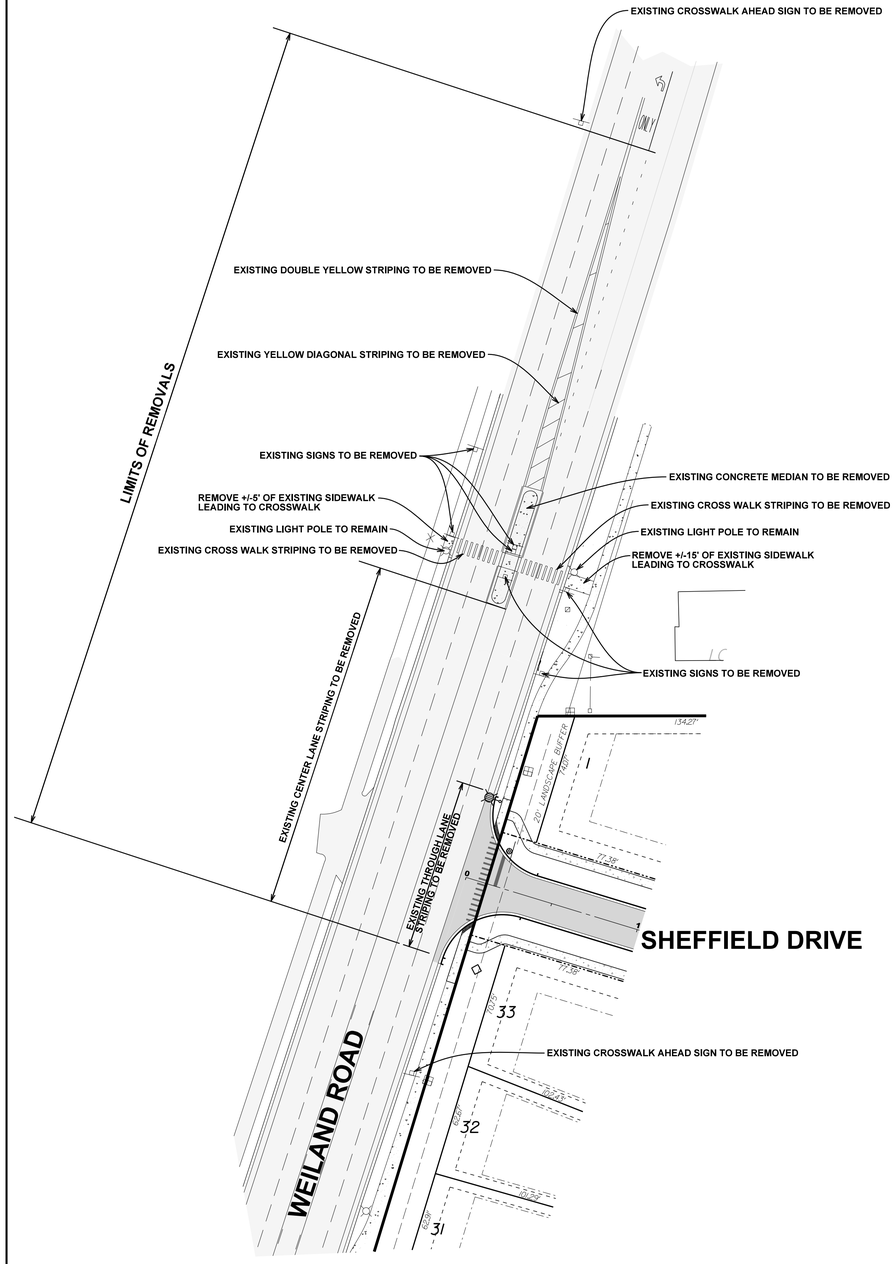

EXISTING CONDITIONS / DEMOLITION

NOTES:

1. CONTRACTOR SHALL COORDINATE WITH VILLAGE AT LEAST 48-HOURS PRIOR TO ANY WORK WITHIN WEILAND RD R.O.W.
2. CONTRACTOR SHALL VERIFY WITH VILLAGE PERSONNEL, AND RETURN REMOVED RRFB EQUIPMENT (SIGNS, LIGHTS, POLES, SOLAR PANELS, ETC.) TO VILLAGE IF REQUESTED.
3. ALL DISTURBED AREAS SHALL BE RESTORED WITH A MINIMUM 4-INCHES OF TOPSOIL, SEED AND NAGS75 BLANKET, OR HYDROSEED, OR APPROVED EQUAL.

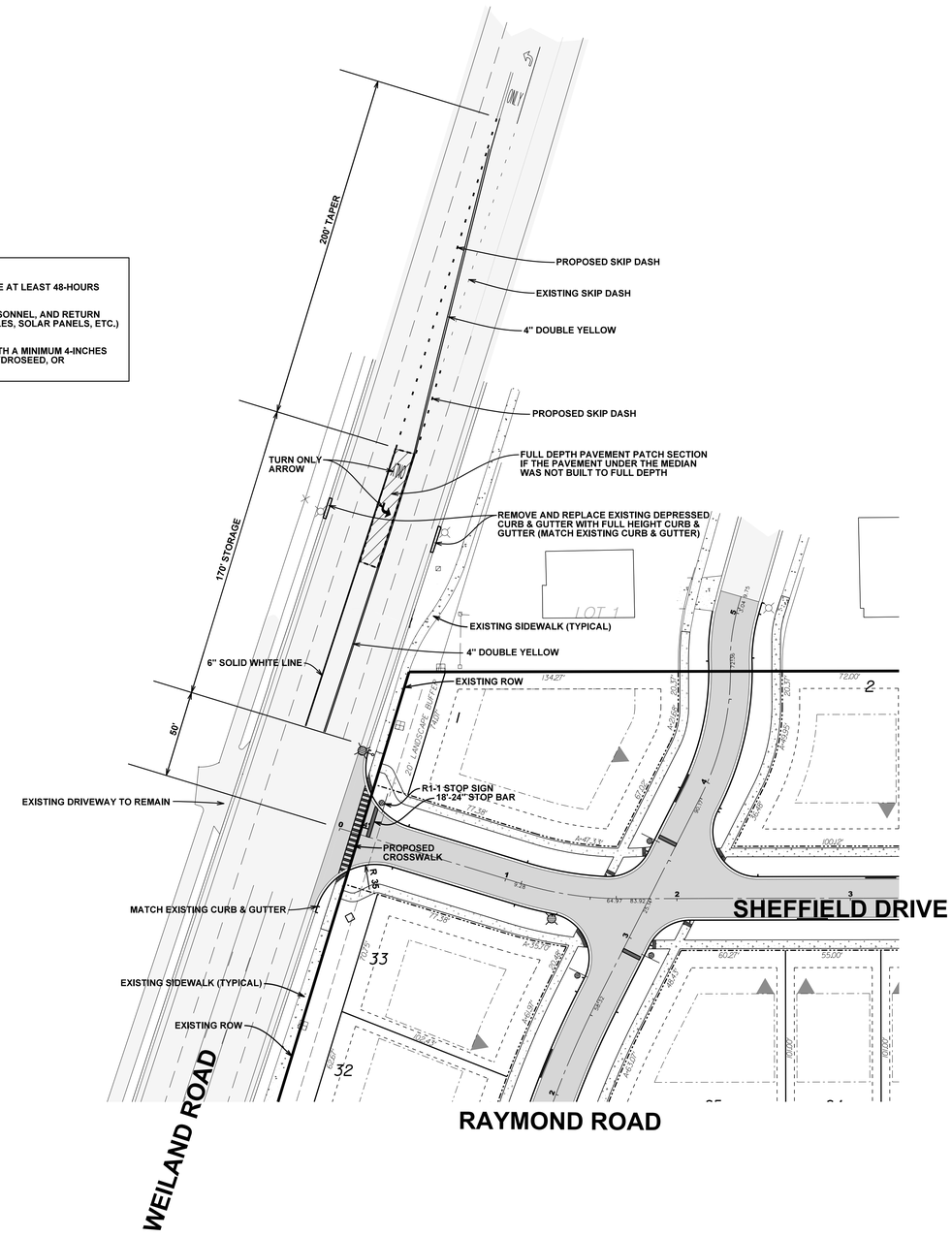

PROPOSED CONDITIONS

NORTH

SCALE: 1" = 40'

HIGHBURY CLUB
BUFFALO GROVE, ILLINOIS

PEARSON,BROWN & ASSOCIATES,INC.
CONSULTING ENGINEERS
1850 W. WINCHESTER ROAD - SUITE 205
LIBERTYVILLE, IL. 60048
PHONE: (847) 367-6707
FAX: (847) 367-2567
E-MAIL ADDRESS: pba@pearsonbrown.com

© COPYRIGHT 2025 PEARSON, BROWN & ASSOCIATES, INC. ALL RIGHTS RESERVED

DESIGNED BY: D.S.H.
DRAWN BY: A.Z.
CHECKED BY: A.K.Z.
ORIGINAL ISSUE: 01/21/26

REVISIONS

DESCRIPTION	BY	DATE
REVISED PER VILLAGE REVIEW COMMENTS	AZ	03/06/26

WEILAND RD IMPROVEMENT PLAN

SHEET NUMBER
18
OF 19 SHEETS

JOB No. 24190

Ameron
Centrecon M-Series Octagonal Pole - Embedded



Also available in base plate style.

Ameron Centrecon M-Series prestressed, spun-cast concrete lighting poles provide the strength required for shopping centers, parking lots, green belts or other areas requiring decorative and roadway lighting. Application can be post top, mast arm or side mounted. These strong, durable poles are available in various aggregates and finishes.

Features and Benefits
- Prestressed steel and highest quality concrete are centrifugally cast for ultimate strength, durability, and vibration resistance
- Natural stone and terrazzo aggregates maintain a like-new appearance with virtually no maintenance
- Conforms to applicable sections of ACI, AASHTO, ASTM and PCI standards
- Exclusive 10-year warranty

Colors and Finishes
A wide range of standard, pre-formulated and custom colors are available. The concrete shafts are lightly blasted to expose the texture and beauty of the natural stone. See separate Aggregates and Finishes sheet for details. We offer Amerishield™ a premium graffiti-resistant coating, as well as other durable sealers and protectants that further enhance colors, protect the concrete surface and aid in the removal of graffiti.

Durability with a classic touch.

Ameron

ameron@arcosa.com ameronpoles.com

©2024. Ameron Pole Products LLC. All rights reserved

Ameron Centrecon M-Series Octagonal Pole - Embedded

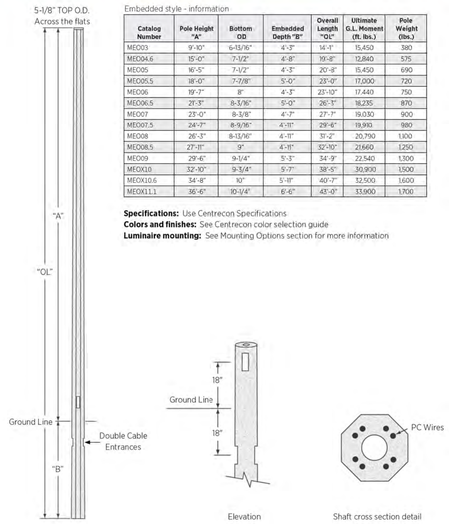

Embedded style - information

Catalog Number	Pole Height "A"	Bottom OD	Embedded Depth "B"	Overall Length "OL"	Ultimate G.L. Moment (ft. lbs.)	Pole Weight (lbs.)
MEO03	9'-10"	6-15/16"	4'-3"	14'-1"	15,450	380
MEO04.6	15'-0"	7-1/2"	4'-8"	19'-8"	12,840	575
MEO05	16'-5"	7-1/2"	4'-3"	20'-8"	15,450	690
MEO05.5	18'-0"	7-7/8"	5'-0"	23'-0"	17,000	720
MEO06	19'-7"	8"	4'-3"	23'-10"	17,440	750
MEO06.5	21'-3"	8-1/16"	5'-0"	26'-1"	18,235	870
MEO07	23'-0"	8-1/8"	4'-7"	27'-7"	19,030	900
MEO07.5	24'-7"	8-9/16"	4'-11"	29'-6"	19,990	980
MEO08	26'-3"	8-13/16"	4'-11"	31'-2"	20,790	1,100
MEO08.5	27'-11"	9"	4'-11"	32'-10"	21,660	1,250
MEO09	29'-6"	9-1/4"	5'-3"	34'-9"	22,540	1,300
MEOX10	32'-10"	9-3/4"	5'-7"	38'-5"	30,900	1,500
MEOX10.6	34'-8"	10"	5'-11"	40'-7"	32,500	1,600
MEOX11.1	36'-6"	10-1/4"	6'-6"	43'-0"	33,900	1,700

Specifications: Use Centrecon Specifications
Colors and finishes: See Centrecon color selection guide
Luminaire mounting: See Mounting Options section for more information

Ameron

ameron@arcosa.com ameronpoles.com

©2024. Ameron Pole Products LLC. All rights reserved

LEOTEK LITE-ON GROUP

ECobra-head™ LED Street Light
EC M-Series Specification Data Sheet

Project
Type
Catalog No.

Luminaire Data

	L	Weight	EPA
EC1	16.1 in [409 mm]	10.8 lb [4.9 kg]	0.40 ft²
EC3	20.8 in [528 mm]	12.7 lb [5.8 kg]	0.45 ft²
EC4	23.5 in [597 mm]	14.0 lb [6.3kg]	0.48 ft²
EC7	30.6 in [777 mm]	19.3 lb [8.8 kg]	0.57 ft²
EC9	35.4 in [899 mm]	21.3 lb [9.7kg]	0.63 ft²

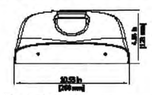

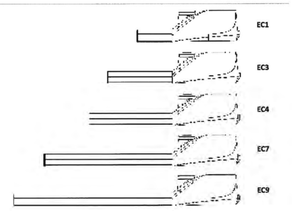

Ordering Information
Sample Catalog No. EC1 4M MV NW 2 GY 700 PCR7 WL

Product & No. & Type of LEDs	Voltage	Nominal Color Temperature	Distribution	Finish[1]	Drive Current[2]	Options
EC1 4M	MV 120-277V	WW 3000K	2 Type 2	GY Gray	350 350mA	FDC[3] Fixed Drive Current
EC1 6M	HV 347-480V	NW 4000K	3 Type 3	DB Dark Bronze	530 530mA	FFA[4] Full Field Adjustability
EC3 10M		CW 5000K	4 Type 4		700 700mA	LPCR Less Photocontrol Receptacle
EC4 14M			5 Type 5	BK Black		PCR7[5] 7-wire PC Receptacle
EC7 18M						PCR7-CR[6] Control Ready 7-wire PC Receptacle
EC7 20M						SC PCR Shorting Cap
EC7 24M						WL Utility Wattage Label
EC9 30M						DSC Door Safety Cable

Notes:
1 Gray, Dark Bronze, and Black standard finish; consult factory for other finishes.
2 Specified drive current code is the factory set maximum drive current. Field adjustable current selector enables standard dimming to lower wattage drive currents only. Consult factory if wattage limits require a special drive current.
3 Non-field adjustable, fixed drive current. Specify required drive current. Not available with PCR7-CR option.
4 The FFA option enables full field adjustability from the specified drive current code to all drive currents available. This option is not DLC qualified.
5 Field adjustable current selector included to enable standard dimming to lower wattage drive currents only. Field changeable connectors included to enable connection to PCR7 (wireless node dimming is disabled by default).
6 Control-ready wired at factory for wireless node dimming. Default maximum drive current (700mA) must be specified.
7 Flush mounted house side shield. Shield cuts light off at 1/2 mounting height behind luminaire.
8 Flush mounted cul-de-sac shield. Shield cuts light off at 1/2 mounting height behind luminaire and 1-1/2 mounting height on either side of luminaire.
9 Specify Color (GY, DB, BK)
10 Specify MV (120-277V) or HV (347V-480V)

Accessories*

HSS[7]	House Side Shield, Snap-On
CSS[8]	Cul-De-Sac Side Shield, Snap-On
SPB[9]	Square Pole Horizontal Arm Bracket
RPB[9]	Round Pole Horizontal Arm Bracket
PTB[9]	Pole Top Tenon Horizontal Arm Bracket
PTB2[9]	Pole Top Tenon Horizontal Arm Bracket (2@180°)
WB[9]	Wall Horizontal Arm Bracket
BSK	Bird Deterrent Spider Kit
LLPC[10]	Long-Life Twist Lock Photocontrol
SC	Twist Lock Shorting Cap

*Accessories are ordered separately and not to be included in the catalog number

©2022 Leotek Electronics USA LLC. EC_M-Series_Spec Sheet_10-06-22. Specifications subject to change without

LEOTEK LITE-ON GROUP

ECobra-head™ LED Street Light
EC M-Series Specification Data Sheet

Luminaire Specifications

Housing
Die cast aluminum housing with universal two-bolt slip fitter mounts to 1-1/4" to 2" (1-5/8" to 2-3/8" O.D.) diameter mast arm. Aluminum housing provides passive heat-sinking of the LEDs and has upper surfaces that shed precipitation. Mounting provisions meet 3G vibration per ANSI C136.31-2010 Normal Application, Bridge & Overpass. Mounting has leveling adjustment from + 5° to -5° in 2.5°. Electrical components are accessed without tools and are mounted on removable power door with stainless steel latches. Standard rubber wildlife guard conforms to mast arm with no gaps.

Light Emitting Diodes
Hi-flux/Hi-power white LEDs produce a minimum of 90% of initial intensity at 100,000 hours of life based on IES TM-21. LEDs are tested in accordance with IES LM-80 testing procedures. LEDs have correlated color temperature of 3000K (WW), 4000K (NW), or 5000K (CW) and 70 CRI minimum. LEDs are 100% mercury and lead free.

Field Adjustability
LED drive current can be changed in the field to adjust light output for local conditions (not available with PCR7-CR option). The specified drive current code will be the factory set maximum drive current and field adjustments can only be made to available lower wattage drive currents. Select the FFA option if full field adjustability to all available drive currents (700mA max) is desired. The FFA option is not DLC qualified.

Quality Control
Every luminaire is performance tested before and after a 2-hour burn-in period. Assembled in the USA.

Optical Systems
Micro-lens optical systems produce IESNA Type 2, Type 3, Type 4 or Type 5 distributions and are fully sealed to maintain an IP66 rating. Luminaire produces 0% total lumens above 90° (BUG Rating, U=0). Optional house side shield (HSS) cuts light off at 1/2 mounting height behind luminaire. Optional Cul-de-sac shield (CSS) cuts light off at 1 mounting height on each side of luminaire. Both HSS and CSS can be field installed without tools.

Electrical
Rated life of electrical components is 100,000 hours. Uses isolated power supply that is 1-10V dimmable. Power supply is wired with quick-disconnect terminals. Power supply features a minimum power factor of .90 and <20% Total Harmonic Distortion (THD). EMC meets or exceeds FCC CFR Part 15. Terminal block accommodates 6 to 14 gauge wire. Surge protection complies with IEEE/ANSI C62.41 Category C High, 20kV/10kA.

Controls
3-Wire photocontrol receptacle is standard. ANSI C136.41 7-wire (PCR7) photocontrol receptacle is available. All photocontrol receptacles have tool-less rotatable bases. Wireless control module is provided by others.

Finish
Housing receives a fade and abrasion resistant polyester powder coat finish. Finish tested to withstand 3000 hours in salt spray exposure per ASTM B117. Finish tested 500 hours in UV exposure per ASTM G154 and meets ASTM D523 gloss retention. Aluminum extruded components are anodized.

Listings/Ratings/Labels
Luminaires are UL listed for use in wet locations in the United States and Canada. DesignLights Consortium™ qualified 120-277V product. International Dark Sky Association listed. Luminaire is qualified to operate at ambient temperatures of -40°C to 40°C.

Photometry
Luminaires photometrics are tested by certified independent testing laboratories in accordance with IES LM-79 testing procedures. IES files for all CCT's are available at leotek.com.

Warranty
10-year limited warranty is standard on luminaire and components.

Performance Data
See next page

©2022 Leotek Electronics USA LLC. EC_M-Series_Spec Sheet_10-06-22. Specifications subject to change without

LEOTEK LITE-ON GROUP

ECobra-head™ LED Street Light
EC M-Series Specification Data Sheet

Performance Data
All data nominal, consult factory for IES files or LM-79 reports. IES files for all CCT's are available at leotek.com.

			Type 2			Type 3		
No. of LEDs & Type	Drive Current (mA)	System Wattage (W)	Delivered Lumens (Lm)	Efficacy (Lm/W)	BUG Rating	Delivered Lumens (Lm)	Efficacy (Lm/W)	BUG Rating
EC1 4M	350*	19	1900	100	B1 U0 G1	1800	95	B1 U0 G1
	450	23	2300	100	B1 U0 G1	2200	96	B1 U0 G1
	530	27	2700	100	B1 U0 G1	2500	93	B1 U0 G1
	700	35	3300	94	B1 U0 G1	3100	89	B1 U0 G1
EC1 6M	350	29	3000	103	B1 U0 G1	2900	100	B1 U0 G1
	530	42	4100	98	B1 U0 G1	4000	95	B1 U0 G1
	700	54	5000	93	B1 U0 G1	5000	93	B1 U0 G1
EC3 10M	350	40	4700	118	B1 U0 G1	4500	113	B1 U0 G1
	530	63	6500	103	B2 U0 G2	6500	103	B1 U0 G1
	700	87	8900	95	B2 U0 G2	8300	95	B2 U0 G1
EC4 14M	350	65	6800	105	B2 U0 G2	6800	105	B1 U0 G1
	530	98	9400	96	B2 U0 G2	9400	96	B2 U0 G2
	700	130	11700	90	B2 U0 G2	11700	90	B2 U0 G2
EC7 18M	350	82	8700	106	B2 U0 G2	8600	105	B2 U0 G2
	530	122	12000	98	B2 U0 G2	11900	98	B2 U0 G2
	700	163	15000	92	B2 U0 G2	14800	91	B2 U0 G2
EC7 20M	350	90	9700	108	B2 U0 B2	9600	107	B2 U0 G2
	530	137	13300	97	B3 U0 G3	13200	96	B2 U0 G2
	700	180	16700	93	B3 U0 G3	16500	92	B3 U0 G2
EC7 24M	350	109	11600	106	B3 U0 G3	11500	106	B2 U0 G2
	530	165	16000	97	B3 U0 G3	15800	96	B2 U0 G2
	700	215	20000	93	B3 U0 G3	19700	92	B3 U0 G3
EC9 30M	350	130	14000	108	B3 U0 G3	13800	106	B3 U0 G2
	530	198	19300	97	B3 U0 G3	19100	96	B3 U0 G2
	700	260	24000	92	B3 U0 G3	23700	91	B3 U0 G3

Note:
* DLC qualification for EC1 4M at 350mA limited to 120-240V

©2022 Leotek Electronics USA LLC. EC_M-Series_Spec Sheet_10-06-22. Specifications subject to change without

HIGHBURY CLUB
BUFFALO GROVE, ILLINOIS

PEARSON,BROWN & ASSOCIATES,INC.
CONSULTING ENGINEERS
1850 W. WINCHESTER ROAD - SUITE 205
LIBERTYVILLE, IL. 60048
PHONE: (847) 367-6707
FAX: (847) 367-2567
E-MAIL ADDRESS: pba@pbaengineers.com

© COPYRIGHT 2025 PEARSON, BROWN & ASSOCIATES, INC. ALL RIGHTS RESERVED

DESIGNED BY: D.S.H.
DRAWN BY: A.Z.
CHECKED BY: A.K.Z.
ORIGINAL ISSUE: 01/21/26

DATE	BY	DESCRIPTION
03/06/26	AZ	REVISED PER VILLAGE REVIEW COMMENTS

REVISIONS

STREET LIGHT DETAILS

SHEET NUMBER 19 OF 19 SHEETS

JOB No. 24190

HIGHBURY CLUB SUBDIVISION COORDINATE GEOMETRY CONTROL EXHIBIT

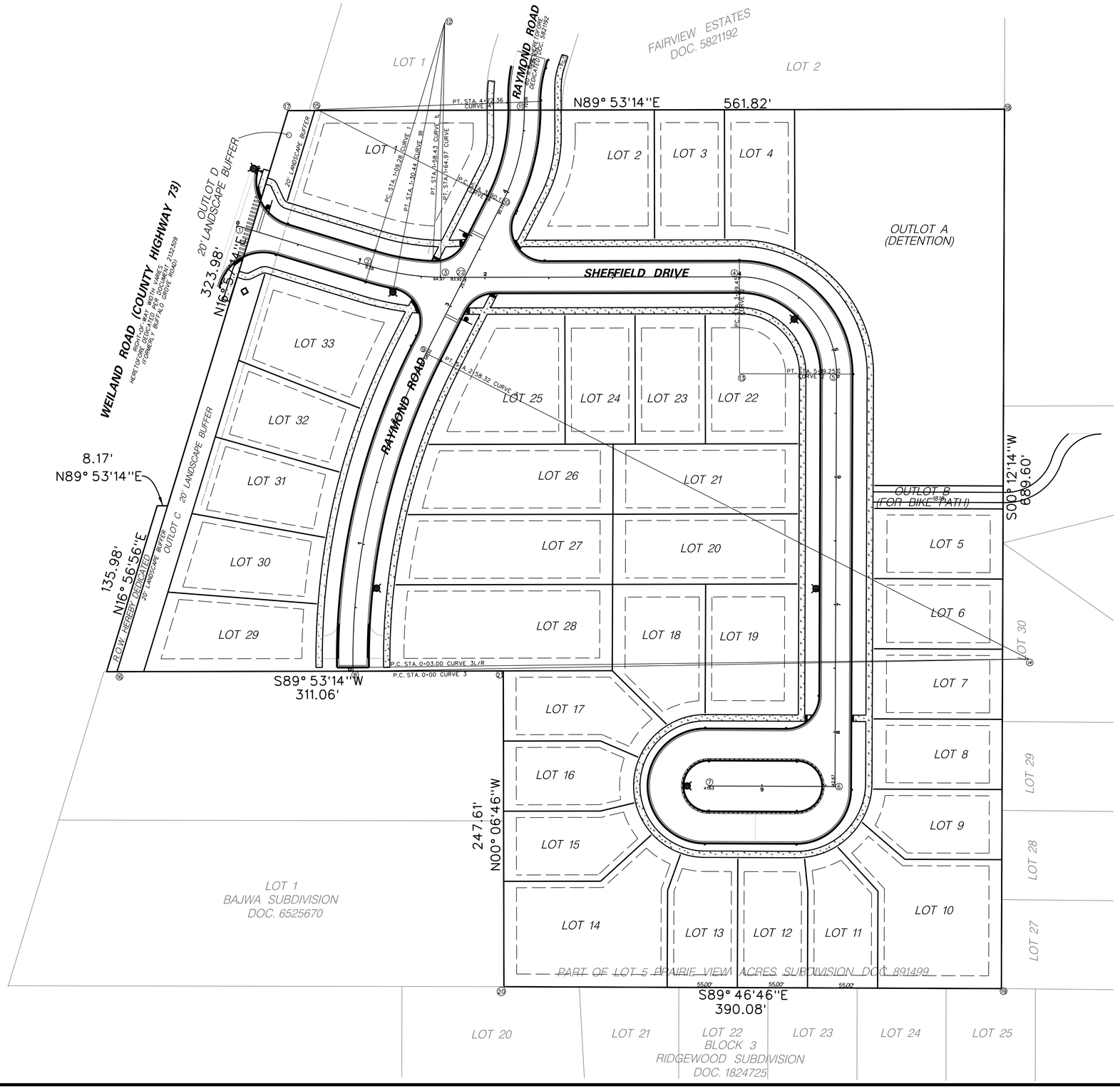

CONTROL COORDINATE TABLE				
POINT	NORTHING	EASTING	STATION	ROAD
1	2000685.208	1087373.921	STA. 0+00	SHEFFIELD DR.
2	2000653.341	1087478.452	STA. 1+09.28	SHEFFIELD DR.
3	2000644.64	1087533.281	STA. 1+64.97	SHEFFIELD DR.
4	2000645.103	1087767.762	STA. 3+99.45	SHEFFIELD DR.
5	2000568.833	1087843.913	STA. 5+19.25	SHEFFIELD DR.
6	2000245.419	1087842.762	STA. 8+42.67	SHEFFIELD DR.
7	2000245.799	1087743.796	STA. 9+41.63	SHEFFIELD DR.
8	2000335.796	1087464.8	STA. 0+00	RAYMOND RD.
9	2000585.087	1087522.014	STA. 2+58.32	RAYMOND RD.
10	2000702.681	1087581.644	STA. 3+90.17	RAYMOND RD.
11	2000782.094	1087599.042	STA. 4+72.36	RAYMOND RD.
22	2000644.68	1087552.231	STA 1+83.92	SHEFFIELD DR
22	2000644.68	1087552.231	STA 3+25.14	RAYMOND RD.
POINT	**NORTHING**	**EASTING**	**DESCRIPTION**	
12	2000844.648	1087536.774	RAD. CURVE1	
13	2000569.103	1087767.913	RAD. CURVE2	
14	2000345.388	1087994.712	RAD. CURVE3	
15	2000776.174	1087436.713	RAD. CURVE4	
16	2000335.432	1087279.736	PROP. COR	
17	2000775.407	1087413.863	PROP. COR	
18	2000776.512	1087975.653	PROP. COR	
19	2000086.916	1087973.198	PROP. COR	
20	2000088.418	1087583.121	PROP. COR	
21	2000336.028	1087582.636	PROP. COR	

⑫ LOCATION OF CONTROL POINT

BACK OF CURB CURVE DATA					
CURVE	RADIUS	LENGTH	CENTRAL ANGLE	P.C. STATION	P.T. STATION
1L	187.50'	46.08'	14°04'52"	1+09.28 12.5 L	1+58.43 12.5 L
1R	212.50'	22.48'	06°03'40"	1+09.28 12.5 R	1+30.44 12.5 R
2L	88.50'	139.5'	90°18'58"	3+99.45 12.5 L	5+19.25 12.5 L
2R	63.50'	100.10'	90°18'58"	3+99.45 12.5 R	5+19.25 12.5 R
3L	542.50'	261.21'	27°36'05"	0+03.00 12.5 L	2+58.32 12.5 L
3R	517.50'	249.43'	27°36'05"	0+03.00 12.5 R	2+58.32 12.5 R
4L	150.00'	75.86'	28°58'46"	3+90.17 12.5 L	4+72.36 12.5 L
4R	175.00'	88.51'	28°58'46"	3+90.17 12.5 R	4+72.36 12.5 R

PROJECT NO. 5694
SHEET 1 OF 1
DRAWING NO. 5694

TITLE:
COORDINATE GEOMETRY CONTROL EXHIBIT
BUFFALO GROVE, ILLINOIS

DSGN.
DWN. JMG
CHKD. DMS
SCALE: 1" = 40'
CHKD.
DATE: 03-06-26

NO. DATE

CLIENT:
M1 HOMES OF CHICAGO, LLC
2135 CITY GATE LANE, SUITE 620
NAPERVILLE, ILLINOIS 60563

Thomson Surveying Ltd.
9515 W. Higgins Road, Suite 850
Rosemont, IL 60018
TEL:(847)318-9790
FAX:(847)318-9792
wlutze@thomsonltd.com

Final Landscape Plan

HIGHBURY CLUB

Buffalo Grove, Illinois

March 6, 2026

CONSULTANTS:

LANDSCAPE ARCHITECT:

GARY R. WEBER ASSOCIATES, INC
402 W. LIBERTY DRIVE
WHEATON, ILLINOIS 60187

CIVIL ENGINEER:

PEARSON, BROWN & ASSOCIATES, INC
1850 W. WINCHESTER ROAD, SUITE 205
LIBERTYVILLE, ILLINOIS 60048

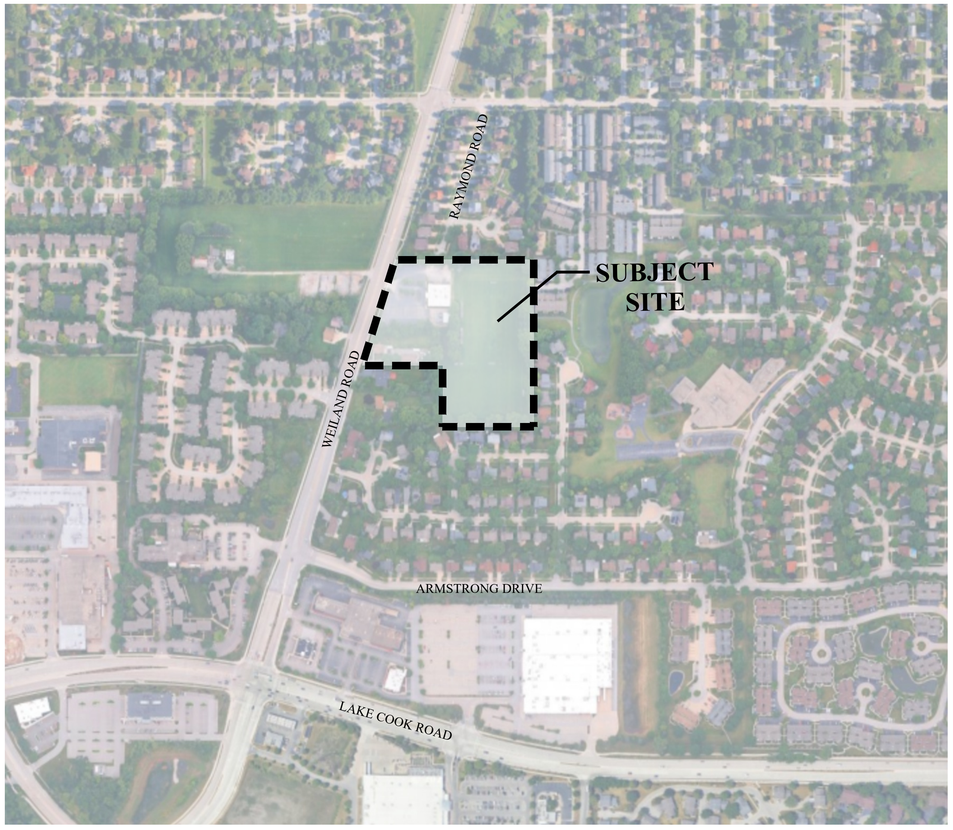

LOCATION MAP

SCALE: 1"=300'

INDEX OF SHEETS

SHEET NO.	DESCRIPTION
L1.0	COVER SHEET
L1.1	LANDSCAPE PLAN
L1.2	LANDSCAPE DETAILS
L2.1	MONUMENT DETAILS
L3.1	TREE PRESERVATION PLAN
L4.1	MODEL SIGNAGE PLAN
L4.2	MODEL LANDSCAPE PLAN
L5.1	LANDSCAPE SPECIFICATIONS

M/I HOMES

PLANT LIST

Key	Qty	Botanical/Common Name	Size	Remarks
		REPLACEMENT SHADE TREES		
CO4	3	Celtis occidentalis COMMON HACKBERRY	4" Cal.	
LQ4	4	Liquidambar styraciflua 'Worplesdon' WORPLESDON SWEETGUM	4" Cal.	
QB4	8	Quercus bicolor SWAMP WHITE OAK	4" Cal.	
QI4	4	Quercus imbricaria SHINGLE OAK	4" Cal.	
		SHADE TREES		
CO	7	Celtis occidentalis COMMON HACKBERRY	2 1/2" Cal.	
GD	3	Gymnocladus dioicus 'Espresso-JFS' ESPRESSO KENTUCKY COFFEETREE	2 1/2" Cal.	
LQ	14	Liquidambar styraciflua 'Worplesdon' WORPLESDON SWEETGUM	2 1/2" Cal.	
QI	6	Quercus imbricaria SHINGLE OAK	2 1/2" Cal.	
TA	11	Tilia americana 'Redmond' REDMOND AMERICAN LINDEN	2 1/2" Cal.	
UM	12	Ulmus 'Morton Glossy' TRIUMPH ELM	2 1/2" Cal.	
		ORNAMENTAL TREES		
SR	4	Syringa reticulata 'Ivory Silk' IVORY SILK JAPANESE TREE LILAC	2" Cal.	Single Stem
		EVERGREEN TREES		
PA	11	Picea abies NORWAY SPRUCE	8' Ht.	
PG	4	Picea glauca var. densata BLACK HILLS SPRUCE	8' Ht.	
PO	9	Picea omorika SERBIAN SPRUCE	8' Ht.	
PS	8	Pinus strobus EASTERN WHITE PINE	8' Ht.	
		DECIDUOUS SHRUBS		
HP	8	Hydrangea paniculata 'SMHPLQF' LITTLE QUICK FIRE HYDRANGEA	24" Ht.	3' O.C.
VB	6	Viburnum dentatum 'Christom' BLUE MUFFIN VIBURNUM	24" Ht.	3' O.C.
		EVERGREEN SHRUBS		
BM	10	Buxus 'Green Mountain' GREEN MOUNTAIN BOXWOOD	30" Ht.	3' O.C.
		ORNAMENTAL GRASSES		
CK	22	Calamagrostis x acutiflora 'Karl Foerster' FEATHER REED GRASS	#1	30" O.C.
		PERENNIALS		
HH	55	Hemerocallis 'Happy Returns' HAPPY RETURNS DAYLILY	#1	18" O.C.
SE	20	Sedum 'Autumn Joy' AUTUMN JOY SEDUM	#1	18" O.C.
		MISC. MATERIALS		
	31	SHREDDED HARDWOOD MULCH	C.Y.	
	3,871	SOD	S.Y.	
	0.5	TURF SEED & EROSION CONTROL BLANKET	AC.	

SIGN NOTES:

1. SIGN BACKGROUND COLOR:
   C=40, M=70, Y=100, K=28
   SIGN FONT AND GRAPHIC COLOR: WHITE
2. FONT STYLE: MYRIAD PRO
   FONT SIZE: 116 PT.
3. SIGN ARTWORK SHALL BE PROVIDED BY GARY R. WEBER ASSOCIATES, INC.
4. CONTRACTOR TO SUBMIT SHOP DRAWING AND COLOR SAMPLE FOR THE STORMWATER MANAGEMENT AREA SIGN FOR REVIEW AND APPROVAL BY THE LANDSCAPE ARCHITECT PRIOR TO FABRICATION AND INSTALLATION.

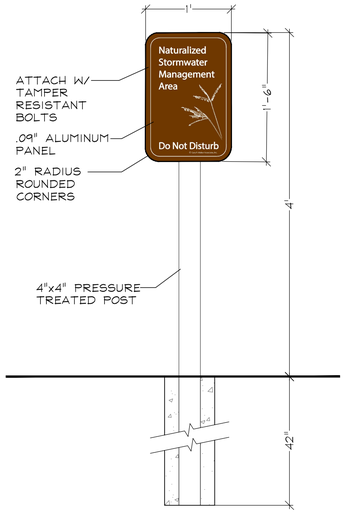

N.S.M.A. SIGN DETAIL
SCALE: NTS

PARKWAY TREES:
CODE 16.50.120-1-1-E

LANDSCAPE REQUIRED:
ONE TREE MUST BE PLANTED BETWEEN 40 TO 50 L.F. OF STREET FRONTAGE

LANDSCAPE PROVIDED:
ONE TREE PLANTED BETWEEN 40 TO 50 L.F. OF STREET FRONTAGE WITH THE EXCEPTION OF DRIVEWAYS

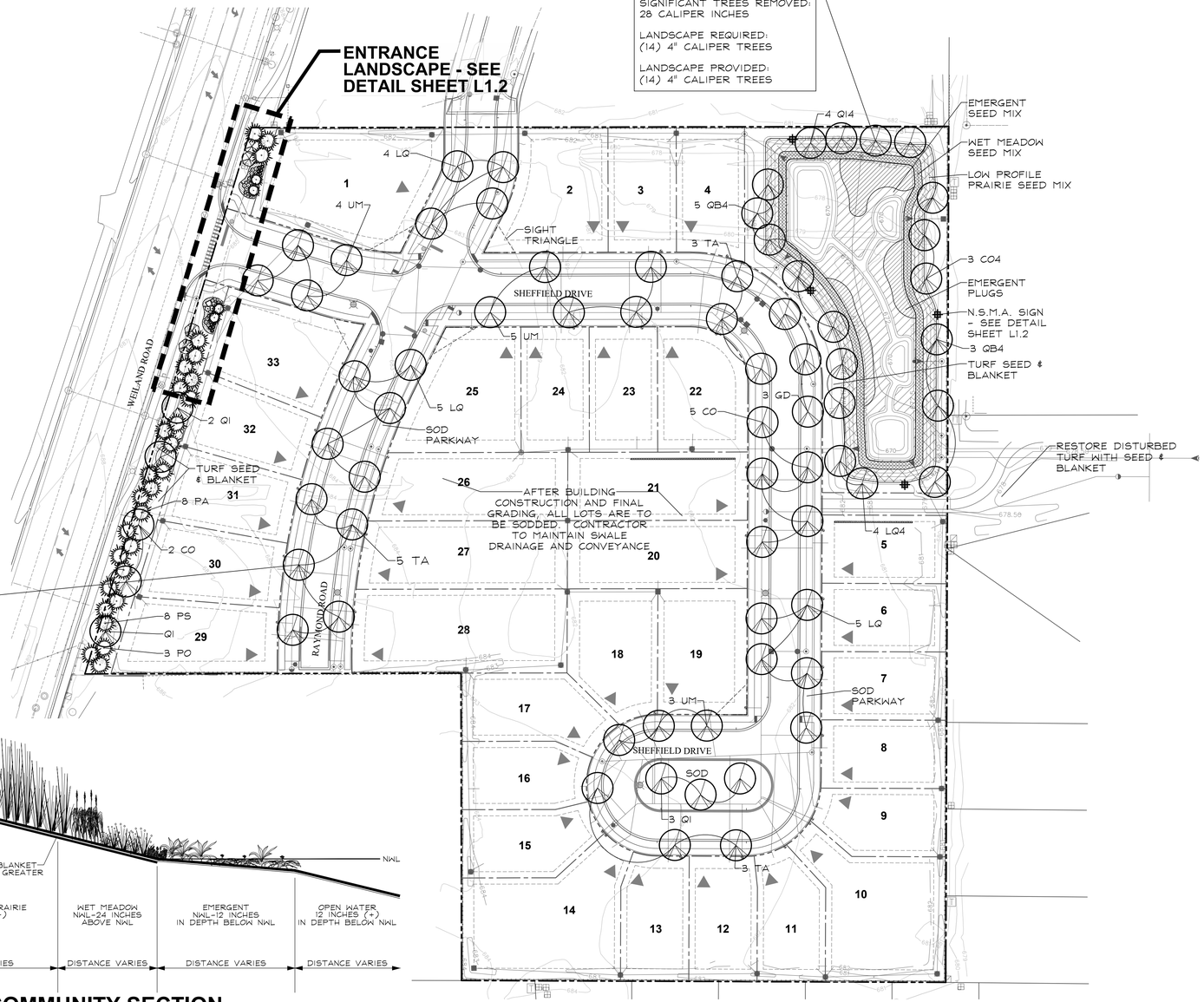

PLANT COMMUNITY SECTION

PLANTING DETAILS

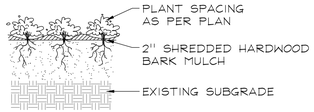

PERENNIALS AND GROUNDCOVERS
NOT TO SCALE

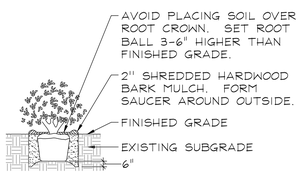

DECIDUOUS AND EVERGREEN SHRUBS
NOT TO SCALE

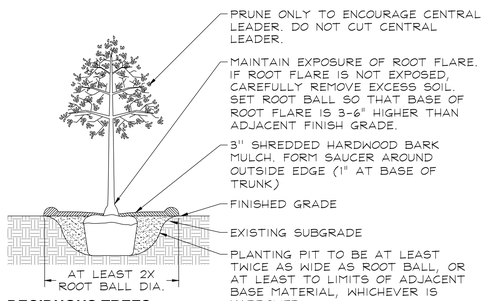

DECIDUOUS TREES
NOT TO SCALE

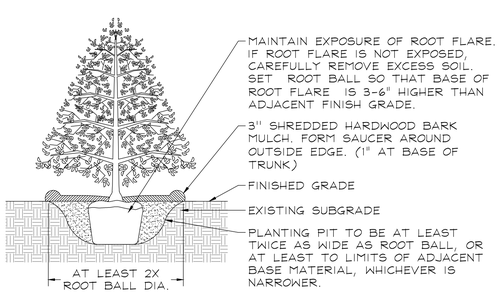

EVERGREEN TREES
NOT TO SCALE

GENERAL LANDSCAPE NOTES

1. Contractor shall verify underground utility lines and is responsible for any damage.
2. Contractor shall verify all existing conditions in the field prior to construction and shall notify landscape architect of any variance.
3. Material quantities shown are for contractors convenience only. The Contractor must verify all material and supply sufficient materials to complete the job per plan.
4. The landscape architect reserves the right to inspect trees and shrubs either at place of growth or at site before planting, for compliance with requirements of variety, size and quality.
5. Work shall conform to American Standard for Nursery Stock, State of Illinois Horticultural Standards, and Local Municipal requirements.
6. Contractor shall secure and pay for all permits, fees, and inspections necessary for the proper execution of this work and comply with all codes applicable to this work.
7. See General Conditions and Specifications for landscape work for additional requirements.

0 25' 50' 100' 150'
SCALE: 1"=50'

NORTH

NATIVE LEGEND

Key	Qty	Description
	0.4 AC.	EMERGENT PLANTINGS
	0.1 AC.	WET MEADOW SEED MIX
	0.2 AC.	LOW PROFILE PRAIRIE SEED MIX
	4 EA.	N.S.M.A. SIGN

Know what's below. Call before you dig.

GARY R. WEBER ASSOCIATES, INC.
LAND PLANNING
ECOLOGICAL CONSULTING
LANDSCAPE ARCHITECTURE
402 W. LIBERTY DRIVE
WHEATON, ILLINOIS 60187
PHONE: 630-668-7197
www.grwainc.com

CLIENT:
M/I HOMES
2135 CITY GATE LANE, SUITE 620
NAPERVILLE, ILLINOIS 60563

CIVIL ENGINEER:
PEARSON BROWN & ASSOC.
1850 W. WINCHESER ROAD, SUITE 205
LIBERTYVILLE, IL 60048

HIGHBURY CLUB
BUFFALO GROVE, ILLINOIS

FINAL LANDSCAPE PLAN

06	03.06.2026
05	01.22.2026
04	11.20.2025
03	10.24.2025
02	10.10.2025
01	10.02.2025
REVISIONS	

DATE	07.23.2025
PROJECT NO.	MI24252
DRAWN	MNW
CHECKED	DHS
SHEET NO.	L1.1

XREFS

PLOT CONFIG

Wet Meadow Seed Mixture
Lower slopes of basin

Botanical Name	Common Name	lbs / AC
Grasses / Sedges		
Carex bebbii	Bebbs Oval Sedge	0.250
Carex bicknellii	Bicknells Sedge	0.125
Carex brevior	Plains Oval Sedge	0.250
Carex cristatella	Crested Oval Sedge	0.060
Carex molesta	Field Oval Sedge	0.250
Carex normalis	Spreading Oval Sedge	0.015
Carex scoparia	Pointed Broom Sedge	0.190
Carex stipata	Common Fox Sedge	0.060
Carex vulpinoidea	Brown Fox Sedge	0.250
Elymus virginicus	Virginia Wild Rye	3.000
Glyceria striata	Fowl Manna Grass	0.130
Juncus dudleyi	Dudleys Rush	0.020
Juncus torreyi	Torreys Rush	0.031
Panicum virgatum	Switch Grass	3.000
Scirpus atrovirens	Dark Green Bulrush	0.060
Scirpus cyperinus	Wool Grass	0.030
	Total Grasses / Sedges	**7.721**
Wildflowers/Broadleaves		
Asclepias incarnata	Swamp Milkweed	0.125
Bidens cernua	Nodding Bur Marigold	0.190
Boltonia asteroids	False Aster	0.031
Chamaecrista fasciculate	Partridge pea	0.188
Euthamia grammifolia	Grassleaved Goldenrod	0.300
Eupatorium perfoliatum	Common Boneset	0.015
Helenium autumnale	Sneezeweed	0.063
Iris virginica shrevei	Blue Flag Iris	1.000
Lobelia siphilitica	Great Blue Lobelia	0.031
Mimulus ringens	Monkey Flower	0.031
Symphyotrichium novae-angliae	New England Aster	0.250
Pycnanthemum virginianum	Common Mountain Mint	0.063
Rudbeckia fulgida var. sullvantii	Showy Black-Eyed Susan	0.250
Zizia aurea	Golden Alexanders	0.500
	Total Forbs	**3.037**
	Total Wet Meadow Seed Mix	**10.758**

Low Profile Prairie with Flowers Seed Mix
Upper basin slopes

Botanical Name	Common Name	lbs / AC
Grasses		
Bouteloua curtipendula	Side Oats Grama	8.000
Panicum virgatum	Prairie Switch Grass	0.125
Elymus trachycaulus	Slender Wheatgrass	2.000
Elymus canadenesis	Prairie Wild Rye	1.000
Schizachyrium scoparium	Little Bluestem	6.000
	Total Grasses	**17.125**
Wildflowers/Broadleaves		
Allium cemuum	Nodding Wild Onion	0.190
Amorpha canscens	Lead Plant	0.125
Asclepia canadensis	Whorled Milkweed	0.063
Asclepias tuberosa	Butterflyweed	0.500
Astragalus canadensis	Canada Milk Vetch	0.063
Coreopsis palmata	Prairie Coreopsis	0.025
Echinacea pallida	Pale Purple Coneflower	1.000
Echinacea purpurea	Purple Coneflower	0.500
Eryngium yuccifolium	Rattlesnake Master	0.125
Lespedeza capitata	Round-Headed Bush Clover	0.125
Liatris aspera	Rough Blazing Star	0.250
Liatris pycnostachya	Prairie Blazing Star	0.188
Monarda fistulosa	Prairie Bergamot	0.063
Parthenium integrifolium	Wild Quinine	0.016
Penstemon digitalis	Foxglove Beard Tongue	0.125
Petalostemum candidum	White Prairie Clover	0.125
Petalostemum purpureum	Purple Prairie Clover	0.156
Potentilla arguta	Prairie Cinquefoil	0.031
Pycnanthemum tenuifolium	Slender Mountain Mint	0.031
Ratibida pinnata	Yellow Coneflower	0.125
Rudbeckia fulgida var. sullivantii	Showy Black-Eyed Susan	0.500
Rudbeckia hirta	Black-Eyed Susan	0.500
Rudbeckia subtomentosa	Sweet Black-Eyed Susan	0.063
Symphyotrichum leave	Smooth Blue Aster	0.063
Tradescantia ohiensis	Common Spiderwort	0.063
Verbena stricta	Hoary Vervain	0.125
Zizia aurea	Golden Alexanders	0.500
	Total Forbs	**5.640**
	Total Low Profile Prairie Seed Mix	**22.765**

NATIVE SEED MIXTURES

Temporary Cover Crop

Cover crops shall be installed in all planting areas containing dry mesic, mesic, and wet mesic soils to, stabilize soils, and combat weed pressure during the germination and establishement of the native seeding area.

Botanical Name	Common Name	lbs / AC
Spring Cover Crop		
Avena sativa	Seed Oats	30.000
Fall or Dormant Cover Crop		
Tricticum aestivum	Regreen	10.000

Emergent Wetland Plant Mix
Stormwater basin bottoms in areas with 6" of water

Botanical Name	Common Name	lbs / AC	Plugs / AC.
Acorus americanus	Sweet Flag	0.500	494
Alisma subcordatum	Water Plantain	1.250	
Iris virginica shrevei	Blue Flag	0.500	494
Juncus effusus	Common Rush	0.500	
Leersia oryzoides	Rice Cut Grass	1.250	494
Pontederia cordata	Pickerel Weed	0.250	494
Sagittaria latifolia	Common Arrowhead	1.250	494
Scirpus acutus	Hardstem Bulrush	0.500	988
Scirpus fluviatilis	River Bulrush	1.000	494
Scirpus pungens	Chairmaker's Rush	0.250	
Scirpus validus	Great Bulrush	0.500	988
Sparganium eurycarpum	Bur Reed	1.000	494
	Total Emergent Wetland Mix	**8.750**	**5434**

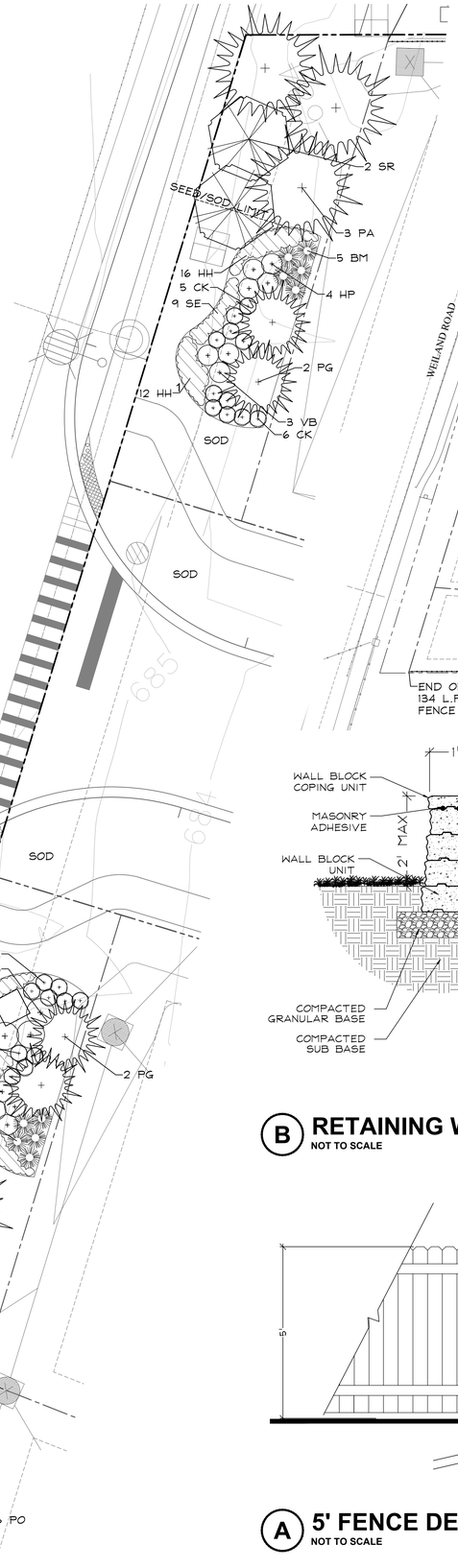

ENTRANCE PLANTING DETAIL

0 5' 10' 20' 30'
SCALE: 1"=10'
NORTH

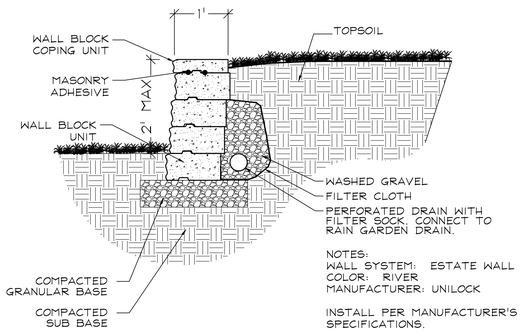

B RETAINING WALL SECTION DETAIL
NOT TO SCALE

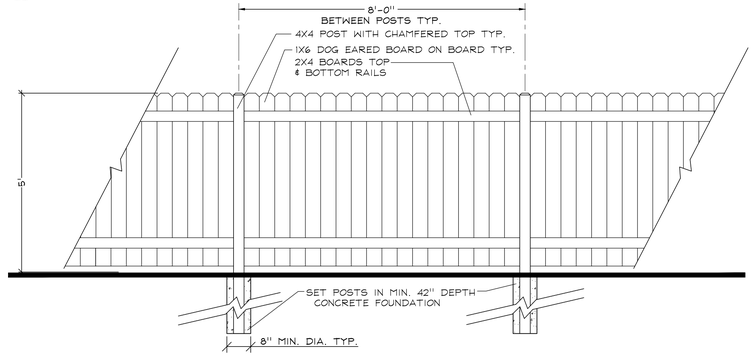

A 5' FENCE DETAIL
NOT TO SCALE

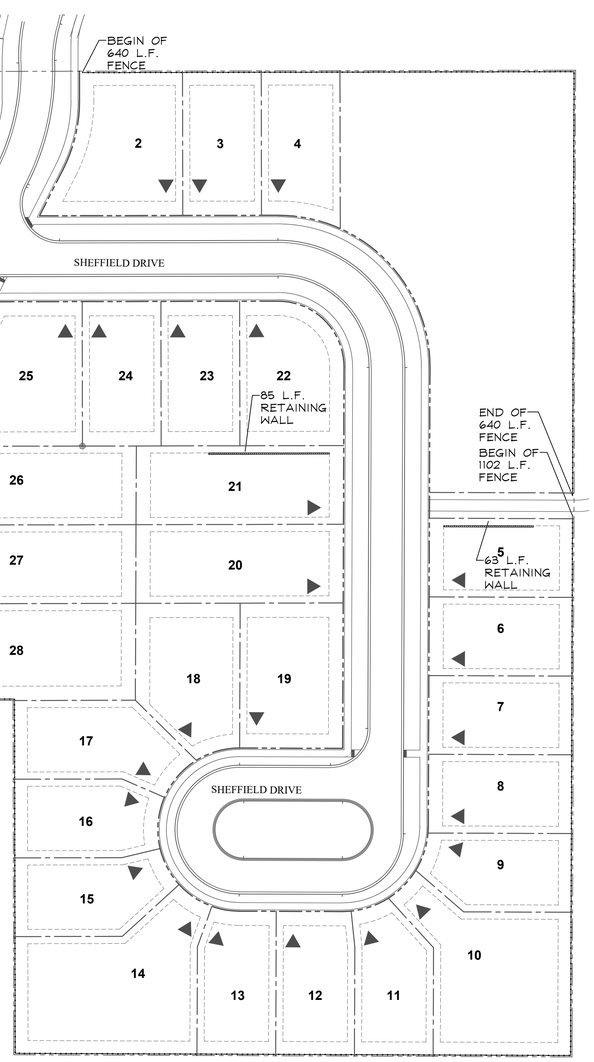

FENCE & WALL LAYOUT PLAN

0 25' 50' 100' 150'
SCALE: 1"=50'
NORTH

SITE FURNISHING SCHEDULE

	ITEM	QUANTITY	DETAILS
A L1.2	5' FENCE	2,010 L.F.	
B L1.2	RETAINING WALL	148 L.F.	

GARY R. WEBER ASSOCIATES, INC.
LAND PLANNING
ECOLOGICAL CONSULTING
LANDSCAPE ARCHITECTURE
402 W. LIBERTY DRIVE
WHEATON, ILLINOIS 60187
PHONE: 630-668-7197
www.grwainc.com

CLIENT:
M/I HOMES
2135 CITY GATE LANE, SUITE 620
NAPERVILLE, ILLINOIS 60563

CIVIL ENGINEER:
PEARSON BROWN & ASSOC.
1850 W. WINCHESER ROAD, SUITE 205
LIBERTYVILLE, IL 60048

HIGHBURY CLUB
BUFFALO GROVE, ILLINOIS

LANDSCAPE DETAILS

06	03.06.2026
05	01.22.2026
04	11.20.2025
03	10.24.2025
02	10.10.2025
01	10.02.2025

REVISIONS

DATE	07.23.2025
PROJECT NO.	MI24252
DRAWN	MNW
CHECKED	DHS
SHEET NO.	

L1.2

Know what's below. Call before you dig.

XREFS:
PLOT CONFIG:

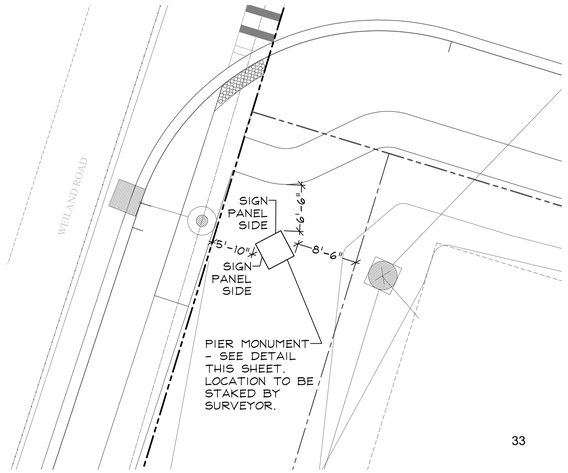

33

ENTRANCE MONUMENT LAYOUT DETAIL

0 5' 10' 20'

SCALE: 1"=10'

NORTH

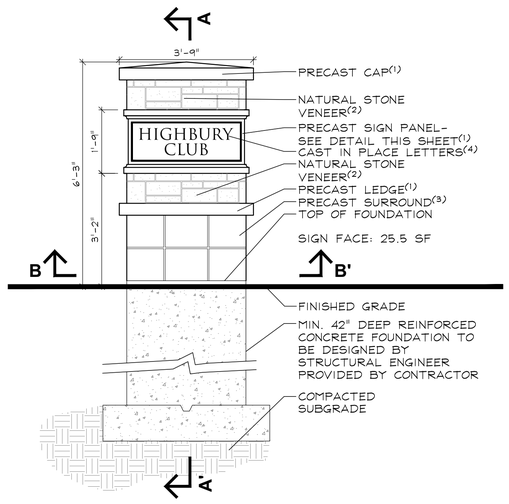

FRONT ELEVATION

SCALE: 1/2"=1'-0"

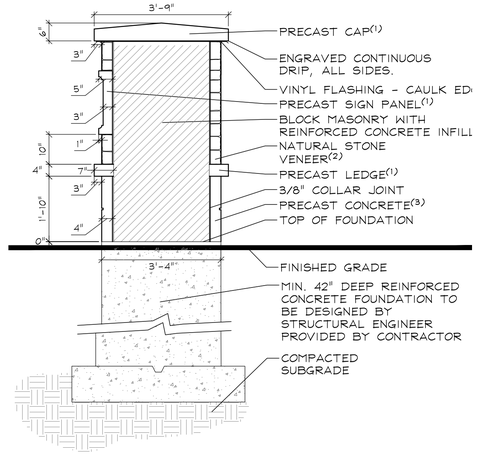

SECTION A-A'

SCALE: 1/2"=1'-0"



SIGN PANEL DETAIL

SCALE: 3/4"=1'-0"

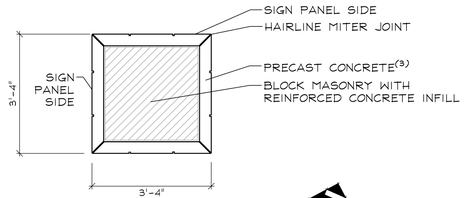

SECTION B-B'

SCALE: 1/2"=1'-0"

NORTH

MONUMENT NOTES:

(1) PRECAST CONCRETE
COLOR: LIMESTONE
FINISH: SMOOTH
SUBMIT SAMPLES TO DEVELOPER & LANDSCAPE ARCHITECT FOR APPROVAL.

(2) NATURAL STONE VENEER: BLACK FOREST CASTLE ROCK BY BUECHEL STONE OR APPROVED EQUAL
SUBMIT COLOR & GROUT SAMPLE TO DEVELOPER & LANDSCAPE ARCHITECT FOR APPROVAL.

(3) PRECAST CONCRETE
COLOR: LIMESTONE
FINISH: SCORED
SUBMIT COLOR SAMPLE TO DEVELOPER & LANDSCAPE ARCHITECT FOR APPROVAL.

(4) CAST IN PLACE LETTERS
FONT: TRAJAN PRO
COLOR: BLACK

MONUMENT SPECIFICATIONS

1.0 DESCRIPTION OF WORK

A. The work consists of all labor, materials, work and equipment necessary and required to complete monuments, fence and foundations as shown on drawings or specified herein, including, but not limited to:

1. Submission of color and material samples
2. Submission of shop drawings
3. Submission of construction schedule
4. Verification of existing conditions and underground utilities
5. Secure and pay for all permits, fees, inspections and schedule all inspections related to work, including J.U.L.I.E. locates.
6. Comply with all applicable codes

2.0 QUALITY ASSURANCE

A. Construction shall conform to ©Building Code Requirements for Engineered Brick Masonry," BIA, latest edition.

B. All brick and stone shall be finest architectural grade free of cracks, chips, defects, etc.

C. Installation shall be by a company continuously and regularly employed in the installation of brick and stone monuments for a period of at least 5 consecutive years.

D. No masonry shall be laid when the temperature is expected to fall below 40 degrees F, unless suitable means, submitted in writing to the owner, are provided to heat materials and protect the work. Protect work from cold and frost and insure that mortar will harden without freezing. No additives shall be used, unless approved in writing by the owner.

E. All corners of monuments and piers are to be staked by engineer and verified by the contractor.

3.0 JOB CONDITIONS

A. Examine and evaluate grades, and soils. Provide soil testing and verify soils structural integrity. Observe the conditions under which work is to be performed and notify the owner of unsatisfactory conditions. Do not proceed with the work until unsatisfactory conditions have been corrected in an acceptable manner.

B. Utilities: Review underground utility location maps and plans; Notify J.U.L.I.E.; demonstrate an awareness of utility locations; and certify acceptance of liability for the protection of utilities during course of work. Contractor shall be responsible for any damage to utilities or property.

C. All streets and curbs must be cleaned at the end of each working day.

D. All OSHA requirements for safety must be adhered to at all times.

4.0 GUARANTEES

A. Guarantee monuments 1 year from final acceptance on owner's representative on workmanship and materials.

B. Where failures have occurred resulting from the concrete not meeting the specified design strength, or workmanship, it shall be the responsibility of the subcontractors in connection with the supplier to take whatever corrective actions are necessary to eliminate the problem. In addition, it shall be their responsibility to make restitution for their resulting repair work created by the problem.

5.0 SUBMITTALS

A. Construction Schedule: After award of the Contract, the Contractor shall prepare and submit to the owner or an owner authorized representative an estimated construction progress schedule for the work, including sub-schedules of related activities which are essential to its progress, as well as lead-time for materials.

1. Show complete sequence of construction by activity, with dates for beginning and completion of each element of construction. Schedule to represent a continuous flow of construction activities so that there are no days of non-activity on site.

B. Product Samples: Submit samples of stone, architectural pre-cast, mortars and sealants, slate, light fixtures, tile, and ornamental fencing for the owner's design conformance review prior to delivery to site.

C. Product Data: Submit product data for stone, limestone, architectural pre-cast, mortars and joint sealants, slate, tile, light fixtures, and ornamental fencing.

D. Provide certificate of insurance per the owner's requirements.

E. Provide names and contact information for any subcontractors and suppliers.

F. Shop Drawings:

1. Prepare and submit to the Owner's Representative for design conformance review complete cutting and setting drawings for all masonry work:
2. Submit one (1) set prints with following items in detail:
   a) Sizes
   b) Sections
   c) Dimensions and numbering of stone and brick.
   d) Arrangements of joints and bond.
3. Show jointing as indicated on the contract drawings, unless modification is reviewed for design conformance by Owner's Representative prior to preparation of shop drawings.
4. Establish jointing in accordance with industry standards and practices where not indicated on contract drawings.

6.0 PRODUCT DELIVERY, STORAGE, AND HANDLING

A. Loading and Shipment:

1. Pack carefully for transportation, with exercise of all customary and reasonable precautions against damage in transit, all brick, and limestone to be used for the work.
2. Load and ship all brick and cut stone in a sequence mutually agreed upon by the General Contractor and the material supplier.

B. Unloading and Storage:

1. Receive and unload at site all brick and stone with necessary care in handling to avoid damage or soiling.
2. Store brick and stone clear of ground on non-staining skids. Wood containing tannin, chemical treatment, or excessive amounts of resin shall not be used.
3. Cover brick and stone with waterproof, clean canvas, or polyethylene for protection from construction or natural elements.

7.0 INSTALLATION

A. Mortar:

1. Cement: white, non-staining masonry cement, conforming to ASTM-C91.
2. Sand: Clean, sharp, and washed, capable of passing a No. 16 sieve, and in conformance with ASTM-CIAA. Carefully select sand for use in painting mortar for color to match limestone. For painting mortar, select a white sand.
3. Lime: Hydrated, conforming to ASTM-C207, Type S.
4. Water: Clear, non-alkaline, potable and free of oils, salts, and other harmful elements.

B. Foundation

Concrete mix air entrainment, compressive strength at twenty-eight (28) days, and slump are to be designed and specified by the contractor's structural engineer.

C. Mortar Beds:

1. Lay brick with full mortar coverage on horizontal and vertical joints in all courses.
2. Provide sufficient mortar on ends of brick to completely fill head joints.
3. Rock closure into place with head joints thrown against two adjacent bricks in place.

D. Mortar Joints; Horizontal and vertical face joints:

1. Nominal thickness: 3/8 inch.
2. Construct uniform joints.
3. Shove vertical joints tight.
4. Tool concave joints in exposed surfaces when thumbprint hard.
5. Width, depth, and tooling of all mortar joints shall be consistent and shall not vary more than 1/8".
6. Movement joints: Keep clean of all mortar and debris.

E. Flashing:

1. Install complete and continuous under stone copings and other projections.
2. Lap joints 6". Seal entire contact surface with mastic.
3. Provide a mortar wash at the base of the cavity, underneath the through-wall flashing, pitching out.
4. Cover flashing with mortar.

F. Weepholes

1. Provide 3/8" cotton rope weeps. Rope weeps shall extend thru the veneer face and inside the cavity, lying on top and along the bottom length of the flashing. Cut rope flush with wall face.
2. Maximum spacing: rope weeps: 16 inches o.c., at wall base; 16 inches o.c. at lintels above openings.
3. Keep weepholes and area above flashing free of mortar droppings.

8.0 CLEAN UP AND PROTECTION

A. All material shall be washed with fiber brushes, soap powder, and clean water or Owner reviewed mechanical cleaning process.

B. Sand blasting, wire brushes, or acids shall not be used. Exceptions may be considered if reviewed by the Owner or an Owner authorized representative.

C. During work, store materials and equipment as directed by the owner.

D. Protect work and materials from damage due to operations by other trades and trespassers. Maintain protection during installation.

9.0 INSPECTION AND ACCEPTANCE

A. The Owner and or the Owner's representative reserves the right to inspect materials and workmanship at the site prior to, during construction, or at the time of inspection for compliance with these specifications.

B. Notify the Owner's representative when completed, for final design conformance review.

811 Know what's below. Call before you dig.

GARY R. WEBER ASSOCIATES, INC.
LAND PLANNING
ECOLOGICAL CONSULTING
LANDSCAPE ARCHITECTURE
402 W. LIBERTY DRIVE
WHEATON, ILLINOIS 60187
PHONE: 630-668-7197
www.grwainc.com

CLIENT:
M/I HOMES
2135 CITY GATE LANE, SUITE 620
NAPERVILLE, ILLINOIS 60563

CIVIL ENGINEER:
PEARSON BROWN & ASSOC.
1850 W. WINCHESER ROAD, SUITE 205
LIBERTYVILLE, IL 60048

HIGHBURY CLUB

BUFFALO GROVE, ILLINOIS

MONUMENT DETAILS

REVISIONS	
06	03.06.2026
05	01.22.2026
04	11.20.2025
03	10.24.2025
02	10.10.2025
01	10.02.2025

DATE	07.23.2025
PROJECT NO.	MI24252
DRAWN	MNW
CHECKED	DHS
SHEET NO.	L2.1

JKEFS
PLOT CONFIG

RATING AND SURVEY CRITERIA

1) Trees measured at 4.5 ft above the ground - DBH (diameter Breast Height)
2) All trees 4" DBH and above tagged. Dead trees were tagged for removal. Invasive shrubs were not tagged.
3) Health Rating:

Rating	Description	Criteria
1	Excellent	Less than 10% dead wood, typical growth for species, no observed defects
2	Good	Less than 20% dead wood, minor defects, sound structure, no decay
3	Fair	Less than 30% dead wood, minor crown die-back, minor trunk damage or cavities
4	Fair to Poor	Approximately 30-50% dead wood, lacking full crown, minor disease evidence, trunk damage
5	Poor	Over 50% dead wood, lacking full crown, disease or decay evident, structural damage/cavities
6	Dead	Less than 10% living wood, greater than 50% missing bark, adventitious growth only, decay

TOTAL TREE COUNT: 152

TAG NO.	SCIENTIFC NAME	COMMON NAME	DBH (inches)	CONDITION	STRUCTURE	HEALTH	PROPOSED ACTION
1	*Morus alba*	White Mulberry	21	5 - Poor	V-shaped joint, Double Leader, Split Risk, Crown Lean		REMOVE
2	*Acer saccharinum*	Silver Maple	16	3 - Fair			REMOVE
3	*Acer saccharinum*	Silver Maple	16	4 - Fair/Poor	Crown Lean, Crowded	Trunk Scar	REMOVE
4	*Acer spp.*	Maple Cultivar	18	3 - Fair			REMOVE
5	*Morus alba*	White Mulberry	8,8,7,6,5	5 - Poor	V-shaped joint, Multi Leader, Split Risk	Trunk Damage	REMOVE
6	Morus alba	White Mulberry	10,9,6,5,5	5 - Poor	V-shaped joint, Multi Leader, Split Risk	Trunk Scar	REMOVE
7	*Morus alba*	White Mulberry	12,8	5 - Poor	V-shaped joint, Double Leader, Split Risk, Crown Lean		REMOVE
8	*Morus alba*	White Mulberry	10	5 - Poor	Crown Lean	30% dead wood, Cavity, Trunk Scar	REMOVE
9	*Morus alba*	White Mulberry	7	5 - Poor	Crown Lean, Crowded	Growing in Fence	REMOVE
10	*Morus alba*	White Mulberry	12,7	5 - Poor	U-shaped joint, Double Leader, Crown Lean	Trunk Scar, Growing in Fence	REMOVE
11	*Morus alba*	White Mulberry	8	5 - Poor		Trunk Damage, Growing in Fence	REMOVE
12	*Morus alba*	White Mulberry	10,10,8	5 - Poor	V-shaped joint, Multi Leader, Split Risk	Trunk Scar	REMOVE
13	*Acer saccharinum*	Silver Maple	40	4 - Fair/Poor	Crown Lean, Broken Limb	Trunk Scar	REMOVE
14	*Acer saccharinum*	Silver Maple	20	5 - Poor	Unbalanced, Crown Lean	Hollow, Cavity	REMOVE
15	*Acer saccharinum*	Silver Maple	12	4 - Fair/Poor	Crown Lean	Trunk Scar	REMOVE
16	*Acer saccharinum*	Silver Maple	40	5 - Poor	V-shaped joint, Double Leader, Split Risk, Crown Lean		REMOVE
17	*Acer saccharinum*	Silver Maple	20,16	5 - Poor	V-shaped joint, Double Leader, Broken Limb	Dead Leader	REMOVE
18	*Acer saccharinum*	Silver Maple	60	3 - Fair			REMOVE
19	*Acer saccharinum*	Silver Maple	16,16,14	5 - Poor	V-shaped joint, Multi Leader, Split Risk	Cavity, Trunk Scar	REMOVE
20	*Acer saccharinum*	Silver Maple	18	4 - Fair/Poor	Lean, Crown Lean, Crowded		REMOVE
21	*Morus alba*	White Mulberry	10	5 - Poor	Crown Lean, Crowded	Trunk Scar, Growing in Fence	REMOVE
22	*Acer saccharinum*	Silver Maple	24	4 - Fair/Poor	Broken Limb	Trunk Scar	REMOVE
23	*Acer saccharinum*	Silver Maple	28	4 - Fair/Poor		Cavity, Trunk Scar	REMOVE
24	*Acer saccharinum*	Silver Maple	32	5 - Poor	Lean, Unbalanced	Hollow, Cavity, Trunk Scar	REMOVE
25	*Acer saccharinum*	Silver Maple	22	4 - Fair/Poor	Crown Lean, Broken Limb	Trunk Scar	REMOVE
26	*Acer saccharinum*	Silver Maple	46	4 - Fair/Poor	Unbalanced, Crown Lean		REMOVE
27	*Acer saccharinum*	Silver Maple	12,12,10,8	5 - Poor	V-shaped joint, Multi Leader, Split Risk	Trunk Scar	REMOVE
28	*Acer saccharinum*	Silver Maple	12,12,7,5	5 - Poor	V-shaped joint, Multi Leader, Split Risk	Trunk Scar	REMOVE
29	*Morus alba*	White Mulberry	26	5 - Poor	Double Leader, Split Risk, Fused Leaders	20% dead wood	REMOVE
30	*Ulmus americana*	American Elm	4	5 - Poor	Unbalanced	Vines, Growing in Fence	REMOVE
31	*Ulmus americana*	American Elm	15	5 - Poor		Vines, Growing in Fence	REMOVE
32	*Morus alba*	White Mulberry	4	5 - Poor	Crown Lean, Crowded	Growing in Fence	REMOVE
33	*Acer negundo*	Box Elder	10	4 - Fair/Poor	Unbalanced	20% dead wood, Vines	REMOVE
34	*Ulmus americana*	American Elm	8	5 - Poor		Vines, Growing in Fence	REMOVE
35	*Morus alba*	White Mulberry	12	3 - Fair	Crown Lean		REMOVE
36	*Morus alba*	White Mulberry	12	5 - Poor	Unbalanced, Crown Lean	Growing in Fence	REMOVE
37	*Morus alba*	White Mulberry	10	4 - Fair/Poor	Lean, Crown Lean		REMOVE
38	*Ulmus americana*	American Elm	12	5 - Poor	Crown Lean	Growing in Fence	REMOVE
39	*Morus alba*	White Mulberry	10	4 - Fair/Poor	Unbalanced	20% dead wood, Trunk Scar	REMOVE
40	*Morus alba*	White Mulberry	14	4 - Fair/Poor		20% dead wood	REMOVE
3001	*Acer spp.*	Maple Cultivar	12	5 - Poor	Broken Leader	Cavity	REMOVE
3002	*Acer spp.*	Maple Cultivar	9	5 - Poor	Broken Leader	Cavity, Trunk Scar	REMOVE
3003	*Acer saccharinum*	Silver Maple	11	5 - Poor	Broken Leader	>50% dead wood, Hollow, Cavity	REMOVE
3004	*Acer spp.*	Maple Cultivar	10	5 - Poor	Broken Limb, Broken Leader	Hollow, Cavity	REMOVE
3005	*Acer spp.*	Maple Cultivar	11	5 - Poor	Broken Limb, Broken Leader, Horizontal Growth	Trunk Scar	REMOVE
3006	*Acer spp.*	Maple Cultivar	12	5 - Poor	Broken Leader	Cavity, Trunk Scar	REMOVE
3007	*Picea pungens*	Colorado Spruce	15,45	3 - Fair		10% dead wood	REMOVE
3008	*Acer spp.*	Maple Cultivar	12	3 - Fair		Trunk Scar	REMOVE
3009	*Acer saccharinum*	Silver Maple	17	3 - Fair	Unbalanced	10% dead wood	REMOVE
3010	*Acer spp.*	Maple Cultivar	11	3 - Fair			REMOVE
3010	*Acer saccharinum*	Silver Maple	11	4 - Fair/Poor	Broken Limb	Trunk Scar	REMOVE
3011	*Ulmus pumila*	Siberian Elm	18,12,12	4 - Fair/Poor	V-shaped joint, Multi Leader	10% dead wood, Trunk Scar	REMOVE
3012	*Acer saccharinum*	Silver Maple	20	5 - Poor	V-shaped joint, Double Leader, Split Risk, Crown Lean		REMOVE
3013	*Acer saccharinum*	Silver Maple	15	5 - Poor	Unbalanced, Broken Leader	20% dead wood, Hollow, Cavity	REMOVE
3014	*Acer saccharinum*	Silver Maple	10	4 - Fair/Poor	Lean	Trunk Scar, Vines	REMOVE
3015	*Morus alba*	White Mulberry	13,10,8	5 - Poor	V-shaped joint, Multi Leader, Split Risk	20% dead wood, Trunk Damage	REMOVE
3016	*Acer saccharinum*	Silver Maple	17	4 - Fair/Poor	Unbalanced, Broken Limb	Dead Limbs, Trunk Scar	REMOVE
3017	*Morus alba*	White Mulberry	14,13	5 - Poor	V-shaped joint, Double Leader, Split Risk, Lean, Crown Lean	20% dead wood, Trunk Scar	REMOVE
3018	*Acer saccharinum*	Silver Maple	10	5 - Poor	Lean, Crown Lean	Trunk Damage, Growing in Fence	REMOVE
3019	*Acer saccharinum*	Silver Maple	13	4 - Fair/Poor	Unbalanced	Trunk Scar	REMOVE
3020	*Acer saccharinum*	Silver Maple	19	4 - Fair/Poor	Unbalanced	10% dead wood, Trunk Scar	REMOVE
3021	*Quercus rubra*	Red Oak	30	2 - Good	Unbalanced	10% dead wood	REMOVE
3022	*Morus alba*	White Mulberry	9,8	5 - Poor	V-shaped joint, Double Leader, Split Risk, Crown Lean	Trunk Scar	REMOVE
3023	*Morus alba*	White Mulberry	9,7,7	5 - Poor	V-shaped joint, Multi Leader, Split Risk, Crown Lean		REMOVE
3024	*Picea pungens*	Colorado Spruce	12,40	3 - Fair		10% dead wood	REMOVE
3025	*Morus alba*	White Mulberry	8,6	5 - Poor	V-shaped joint, Multi Leader, Split Risk	Trunk Scar	REMOVE
3026	*Fraxinus pennsylvanica*	Ash	8,6,6	5 - Poor	V-shaped joint, Multi Leader, Split Risk, Crown Lean	Trunk Scar	REMOVE
3027	*Acer saccharinum*	Silver Maple	6	4 - Fair/Poor	Lean, Crown Lean, Crowded		REMOVE
3028	*Picea pungens*	Colorado Spruce	14,35	3 - Fair		10% dead wood	REMOVE
3029	*Picea pungens*	Colorado Spruce	16,30	4 - Fair/Poor	Lean	40% dead wood	REMOVE
3030	-	Unknown	7	6 - Dead			REMOVE
3031	*Picea pungens*	Colorado Spruce	14,40	5 - Poor		50% dead wood	REMOVE
3032	*Picea pungens*	Colorado Spruce	14,40	5 - Poor		40% dead wood	REMOVE
3033	*Picea pungens*	Colorado Spruce	14,40	4 - Fair/Poor		30% dead wood	REMOVE
3034	*Picea pungens*	Colorado Spruce	11,25	4 - Fair/Poor		30% dead wood	REMOVE
3035	*Picea pungens*	Colorado Spruce	15,40	4 - Fair/Poor		20% dead wood	REMOVE
3036	*Picea pungens*	Colorado Spruce	9,20	5 - Poor	Strong lean	10% dead wood	REMOVE
3037	*Picea pungens*	Colorado Spruce	13,20	4 - Fair/Poor	Lean	20% dead wood	REMOVE
3038	*Picea pungens*	Colorado Spruce	12,35	4 - Fair/Poor	Lean	20% dead wood	REMOVE
3039	*Picea pungens*	Colorado Spruce	9,25	4 - Fair/Poor		20% dead wood	REMOVE
3040	*Picea pungens*	Colorado Spruce	11,20	5 - Poor	Strong lean	10% dead wood	REMOVE
3041	*Picea pungens*	Colorado Spruce	8,15,	5 - Poor	Horizontal Growth	10% dead wood	REMOVE
3042	*Picea pungens*	Colorado Spruce	7,15	5 - Poor	Horizontal Growth	10% dead wood	REMOVE
3043	*Picea pungens*	Colorado Spruce	7,25	4 - Fair/Poor	Lean	10% dead wood	REMOVE
3044	*Picea pungens*	Colorado Spruce	8,20	4 - Fair/Poor	Lean	20% dead wood	REMOVE
3045	*Pinus strobus*	White Pine	6,15	3 - Fair		10% dead wood	REMOVE
3046	*Picea pungens*	Colorado Spruce	12,40	5 - Poor		40% dead wood	REMOVE
3047	*Picea pungens*	Colorado Spruce	13,35	6 - Dead			REMOVE
3048	*Juglans nigra*	Ash, Black Walnut	14	4 - Fair/Poor	Lean, Unbalanced		REMOVE
3049	*Picea pungens*	Colorado Spruce	9,30	5 - Poor		50% dead wood	REMOVE
3050	*Picea pungens*	Colorado Spruce	11,35	5 - Poor		50% dead wood	REMOVE
3051	*Picea pungens*	Colorado Spruce	14,40	4 - Fair/Poor		20% dead wood	REMOVE
3052	*Picea pungens*	Colorado Spruce	9,15	4 - Fair/Poor		20% dead wood	REMOVE
3053	*Populus deltoides*	Eastern Cottonwood	36	3 - Fair	U-shaped joint, Double Leader		REMOVE
3054	*Populus deltoides*	Eastern Cottonwood	21	5 - Poor	Broken Leader	Growing in Fence	REMOVE
3055	*Prunus serotina*	Black Cherry	22	5 - Poor	Lean, Broken Limb	20% dead wood, Trunk Damage, G	REMOVE
3056	*Acer saccharinum*	Silver Maple	64	4 - Fair/Poor	Lean, Unbalanced, Crown Lean		REMOVE
3057	*Acer saccharinum*	Silver Maple	46	4 - Fair/Poor		10% dead wood, Cavity, Trunk Scar	REMOVE
3058	*Acer saccharinum*	Silver Maple	42	5 - Poor	Unbalanced	Wood rot, Cavity	REMOVE
3059	*Quercus alba*	White Oak	28	2 - Good		10% dead wood	REMOVE
3060	*Acer saccharinum*	Silver Maple	22	4 - Fair/Poor	Lean, Unbalanced, Broken Limb	10% dead wood	REMOVE
3061	*Acer saccharinum*	Silver Maple	50	4 - Fair/Poor		Cavity, Trunk Scar	REMOVE
3062	*Acer saccharinum*	Silver Maple	36	3 - Fair			REMOVE
3063	*Acer saccharinum*	Silver Maple	33	4 - Fair/Poor	Broken Limb	10% dead wood, Trunk Scar	REMOVE
3064	*Acer saccharinum*	Silver Maple	33	4 - Fair/Poor	Unbalanced, Crown Lean		REMOVE
3065	*Acer saccharinum*	Silver Maple	18	5 - Poor	Lean, Crown Lean	Wood rot, Cavity	REMOVE
3066	*Acer saccharinum*	Silver Maple	18,12	5 - Poor	V-shaped joint, Double Leader, Lean, Broken Leader		REMOVE
3067	*Acer saccharinum*	Silver Maple	40	5 - Poor	Lean, Broken Limb, Broken Leader		REMOVE
3068	*Acer saccharinum*	Silver Maple	25	5 - Poor	Crown Lean	Wood rot, Hollow, Cavity	REMOVE
3069	*Acer saccharinum*	Silver Maple	29	4 - Fair/Poor	Crown Lean	Trunk Scar	REMOVE
3070	*Acer saccharinum*	Silver Maple	15,15	3 - Fair	U-shaped joint, Double Leader		REMOVE
3071	*Acer saccharinum*	Silver Maple	11	3 - Fair	Unbalanced, Crown Lean		REMOVE
3072	*Acer saccharinum*	Silver Maple	15,14	4 - Fair/Poor	V-shaped joint, Double Leader	Trunk Scar	REMOVE
3073	*Acer saccharinum*	Silver Maple	15	4 - Fair/Poor	Unbalanced	Trunk Scar	REMOVE
3074	*Acer saccharinum*	Silver Maple	42	4 - Fair/Poor	Unbalanced, Crown Lean	Cavity, Trunk Scar	REMOVE
3075	*Acer saccharinum*	Silver Maple	47	4 - Fair/Poor	U-shaped joint, Double Leader, Lean	Cavity	REMOVE
3076	*Acer saccharinum*	Silver Maple	39	4 - Fair/Poor	Unbalanced	Trunk Scar	REMOVE
3077	*Thuja occidentalis*	Arborvitae	5,4	4 - Fair/Poor	V-shaped joint, Double Leader	Trunk Scar	REMOVE
3078	*Thuja occidentalis*	Arborvitae	6,5,5	4 - Fair/Poor	Multi Leader, Crowded		REMOVE
3079	*Thuja occidentalis*	Arborvitae	5,4	4 - Fair/Poor	V-shaped joint, Double Leader	Trunk Scar	REMOVE
3080	*Thuja occidentalis*	Arborvitae	5,5	4 - Fair/Poor	U-shaped joint, Double Leader, Crowded		REMOVE
3081	*Thuja occidentalis*	Arborvitae	5,5	4 - Fair/Poor	U-shaped joint, Double Leader, Crowded		REMOVE
3082	*Thuja occidentalis*	Arborvitae	4,2	5 - Poor	V-shaped joint, Double Leader, Crowded	>50% dead wood	REMOVE
3083	*Thuja occidentalis*	Arborvitae	4,3,2	4 - Fair/Poor	V-shaped joint, Multi Leader, Crowded		REMOVE
3084	*Thuja occidentalis*	Arborvitae	5,3,2	4 - Fair/Poor	V-shaped joint, Double Leader, Crowded		REMOVE
3085	*Thuja occidentalis*	Arborvitae	4,4	4 - Fair/Poor	V-shaped joint, Double Leader, Crowded		REMOVE
3086	*Acer saccharinum*	Silver Maple	23	3 - Fair	Unbalanced		REMOVE
3087	*Thuja occidentalis*	Arborvitae	4,2	4 - Fair/Poor	V-shaped joint, Double Leader, Crowded		REMOVE
3088	*Thuja occidentalis*	Arborvitae	7	4 - Fair/Poor		30% dead wood	REMOVE
3089	*Acer saccharinum*	Silver Maple	25	4 - Fair/Poor	Lean, Unbalanced	Trunk Scar	REMOVE
3090	*Acer saccharinum*	Silver Maple	21	3 - Fair			REMOVE
3091	*Thuja occidentalis*	Arborvitae	6,3	4 - Fair/Poor	V-shaped joint, Double Leader, Crowded		REMOVE
3092	*Thuja occidentalis*	Arborvitae	4,4	4 - Fair/Poor	U-shaped joint, Double Leader		REMOVE
3093	*Fraxinus pennsylvanica*	Ash	6	5 - Poor	Unbalanced	Trunk Damage, Growing in Fence	REMOVE
3094	*Acer saccharinum*	Silver Maple	29	3 - Fair		Trunk Scar	REMOVE
3095	*Acer saccharinum*	Silver Maple	26	3 - Fair			REMOVE
3096	*Acer saccharinum*	Silver Maple	27	3 - Fair			REMOVE
3097	*Acer saccharinum*	Silver Maple	24	3 - Fair	Broken Limb		REMOVE
3098	*Acer saccharinum*	Silver Maple	25	3 - Fair			REMOVE
3099	*Acer saccharinum*	Silver Maple	31	3 - Fair			REMOVE
3100	*Acer saccharinum*	Silver Maple	17	3 - Fair	Crown Lean		REMOVE
3101	*Acer saccharinum*	Silver Maple	25	3 - Fair			REMOVE
3102	*Acer saccharinum*	Silver Maple	21	4 - Fair/Poor	Lean, Unbalanced	Trunk Scar	REMOVE
3103	*Acer saccharinum*	Silver Maple	30	4 - Fair/Poor	U-shaped joint, Double Leader, Lean, Crown Lean	Trunk Scar	REMOVE
3104	*Acer saccharinum*	Silver Maple	20	5 - Poor	Unbalanced, Crown Lean	Trunk Damage, Trunk Scar	REMOVE
3105	*Acer saccharinum*	Silver Maple	21	4 - Fair/Poor	Lean, Broken Limb		REMOVE
3106	*Acer saccharinum*	Silver Maple	17	5 - Poor		Hollow, Cavity	REMOVE
3107	*Acer saccharinum*	Silver Maple	23	4 - Fair/Poor	Unbalanced	Trunk Scar	REMOVE
3108	*Acer saccharinum*	Silver Maple	15	4 - Fair/Poor	Unbalanced	Cavity	REMOVE
3109	*Picea pungens*	Colorado Spruce	16,45	3 - Fair		10% dead wood	REMOVE
3110	*Pyrus spp.*	Pear	8	3 - Fair	Unbalanced	10% dead wood	REMOVE
3111	*Pyrus spp.*	Pear	6	3 - Fair	Unbalanced		REMOVE

TREE REPLACEMENT REQUIREMENT:
SIGNIFICANT TREES REMOVED: 28 CALIPER INCHES
4" CALIPER REPLACEMENT TREES: 14 TREES

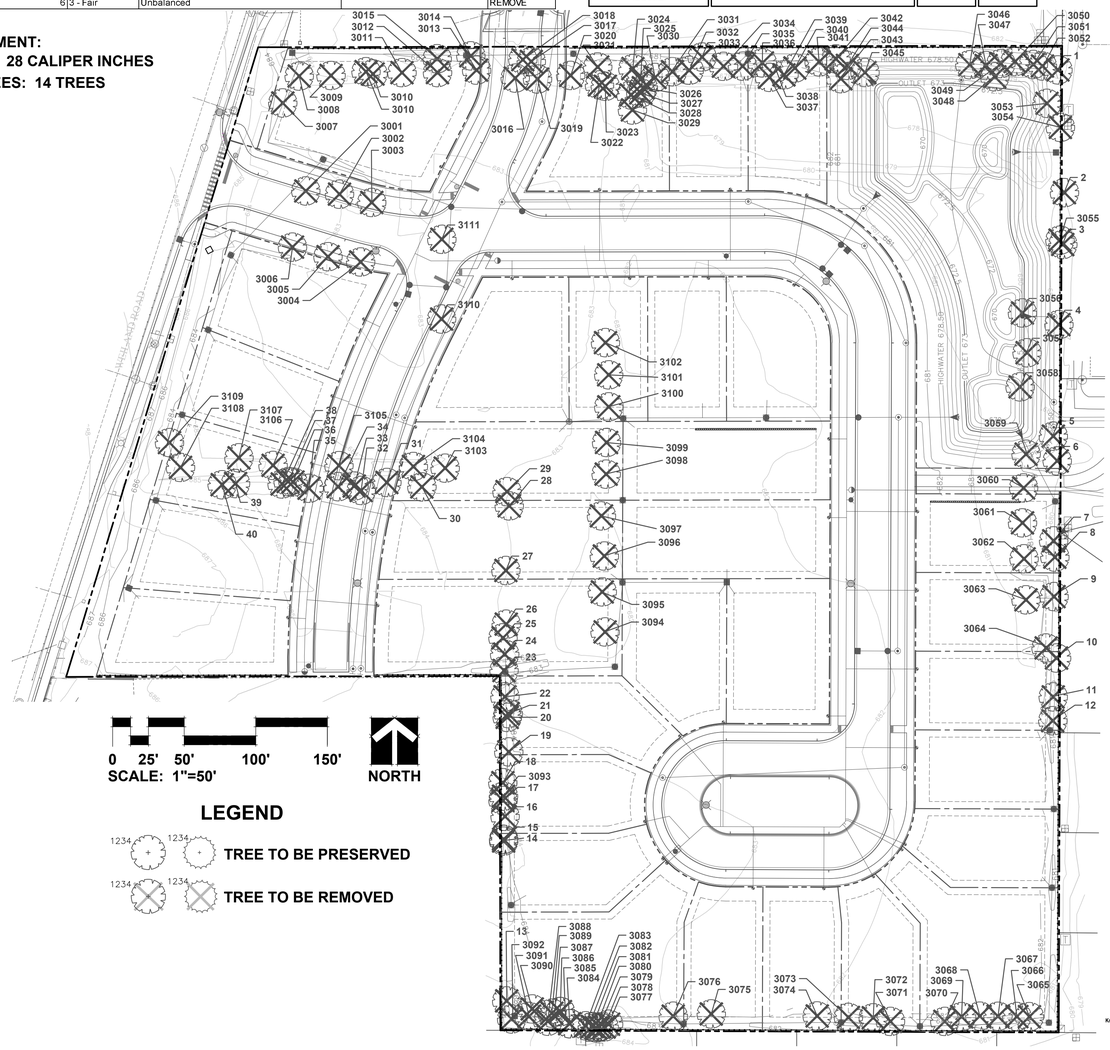

NOTES:

1. EXISTING TREES TO BE PROTECTED SHALL HAVE SNOW FENCE INSTALLED AT THE DRIP LINE OF THE TREE TO PREVENT THE STOCKPILING OF EXCAVATED OR CONSTRUCTION MATERIALS UNDER THE TREE, AND PROHIBIT VEHICULAR TRAFFIC OR EXCESSIVE FOOT TRAFFIC WITHIN THE DRIP LINE. WHERE INSTALLATION AT THE DRIP LINE IS IMPRACTICAL, SNOW FENCE SHALL BE INSTALLED AT LOCATIONS AS DIRECTED BY THE ENGINEER.
2. SNOW FENCE SHALL BE WEBBED HDPE CONSTRUCTION FENCING, COLORED ORANGE AND SUPPORTED WITH STEEL "TEE" POSTS SET AT MAX. 15' INTERVALS, OR AS REQUIRED TO MAINTAIN THE FENCE IN AN UPRIGHT POSITION THROUGHOUT THE TERM OF CONSTRUCTION, IN CONFORMANCE WITH SECTION 201.05A OF THE HIGHWAY STANDARDS.
3. TREES THAT MAY BE DAMAGED BY CONSTRUCTION OPERATIONS SHALL BE REPAIRED OR REPLACED IN A MANNER ACCEPTABLE TO THE VILLAGE.



ELEVATION

APPROVED: _____ DATE _____ VILLAGE ENGINEER

TREE PROTECTION FENCING DETAIL

BUFFALO GROVE
STANDARD CONSTRUCTION DWG.
REVISED: 01-23-2026
DRAWING NO.: BMP-03

GARY R. WEBER ASSOCIATES, INC.
LAND PLANNING
ECOLOGICAL CONSULTING
LANDSCAPE ARCHITECTURE
402 W. LIBERTY DRIVE
WHEATON, ILLINOIS 60187
PHONE: 630-668-7197
www.grwainc.com

CLIENT:
M/I HOMES
2135 CITY GATE LANE, SUITE 620
NAPERVILLE, ILLINOIS 60563

CIVIL ENGINEER:
PEARSON BROWN & ASSOC.
1850 W. WINCHESER ROAD, SUITE 205
LIBERTYVILLE, IL 60048

HIGHBURY CLUB DRIVE
BUFFALO GROVE, ILLINOIS

TREE PRESERVATION PLAN

06	03.06.2026
05	01.22.2026
04	11.20.2025
03	10.24.2025
02	10.10.2025
01	10.02.2025

REVISIONS

DATE	07.23.2025
PROJECT NO.	MI24252
DRAWN	MNW
CHECKED	DHS

SHEET NO.

L3.1

Know what's below. Call before you dig.

XREFS:
PLOT CONFIG:

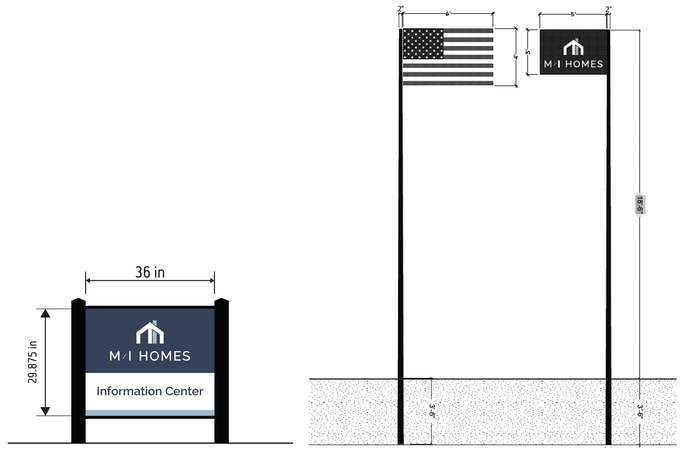

I MODEL INFO CENTER SIGN W/ 2 FLAGPOLES
NOT TO SCALE

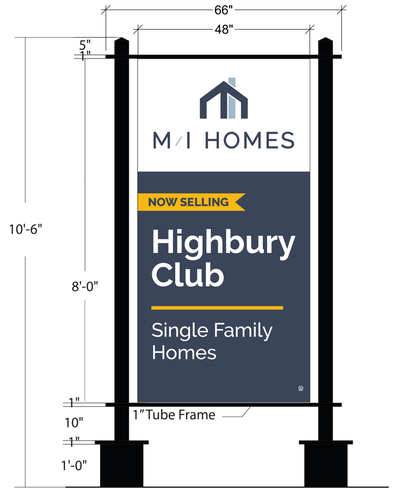

T TALL MARKETING SIGN
NOT TO SCALE

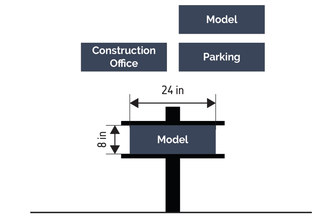

MP MODEL PLACARD SIGN
NOT TO SCALE

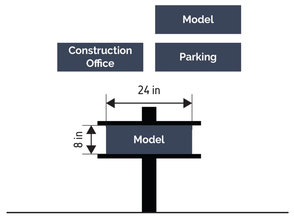

SP SALES PLACARD SIGN
NOT TO SCALE

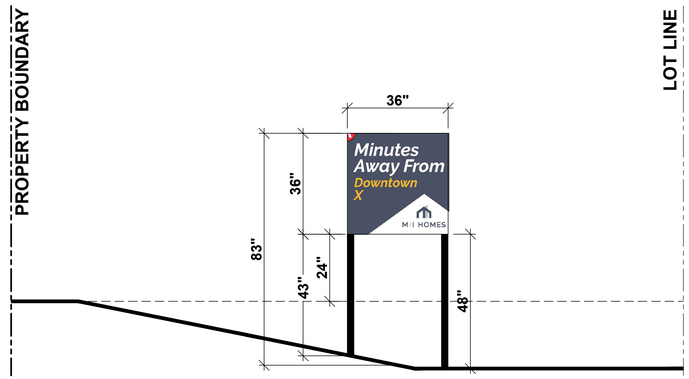

B MARKETING TRAIL 'BURMA SHAVE' SIGN
NOT TO SCALE



E ENTRANCE MARKETING SIGN
NOT TO SCALE

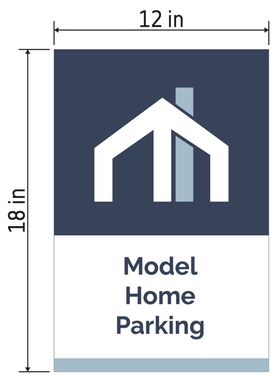

P PARKING SIGN
NOT TO SCALE

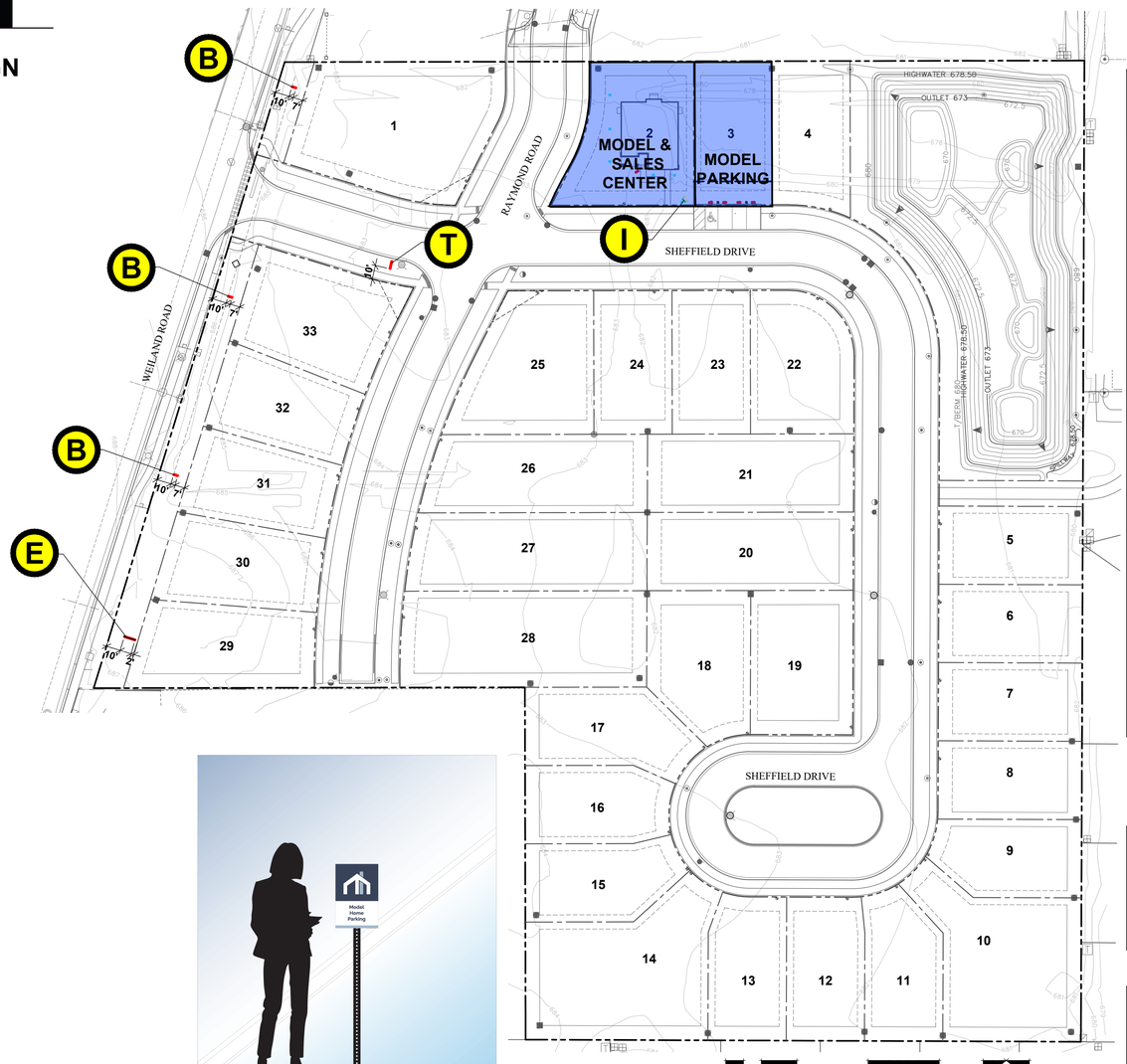

GARY R. WEBER ASSOCIATES, INC.
LAND PLANNING
ECOLOGICAL CONSULTING
LANDSCAPE ARCHITECTURE
402 W. LIBERTY DRIVE
WHEATON, ILLINOIS 60187
PHONE: 630-668-7197
www.grwainc.com

CLIENT:
M/I HOMES
2135 CITY GATE LANE, SUITE 620
NAPERVILLE, ILLINOIS 60563

CIVIL ENGINEER:
PEARSON BROWN & ASSOC.
1850 W. WINCHESER ROAD, SUITE 205
LIBERTYVILLE, IL 60048

HIGHBURY CLUB
BUFFALO GROVE, ILLINOIS

MODEL SIGNAGE PLAN

06	03.06.2026
05	01.22.2026
04	11.20.2025
03	10.24.2025
02	10.10.2025
01	10.02.2025

REVISIONS

DATE	07.23.2025
PROJECT NO.	MI24252
DRAWN	MNW
CHECKED	DHS

SHEET NO.
L4.1

Know what's below. Call before you dig.

XREFS:
PLOT CONFIG:

MODEL PLANT LIST

Key	Qty	Botanical/Common Name	Size	Remarks
		ORNAMENTAL TREES		
RJ	1	Malus 'Jewelcole' RED JEWEL CRABAPPLE	8' Ht.	Multi-Stem
		DECIDUOUS SHRUBS		
FG	6	Fothergilla gardenii DWARF FOTHERGILLA	30" Tall	3' O.C.
HJ	10	Hydrangea paniculata 'Jane' LITTLE LIME HYDRANGEA	36" Tall	4' O.C.
HP	9	Hydrangea paniculata 'SMHPLOF' LITTLE QUICK FIRE HYDRANGEA	30" Tall	3' O.C.
VJ	3	Viburnum x juddii JUDD VIBURNUM	36" Tall	4' O.C.
		EVERGREEN SHRUBS		
BG	18	Buxus 'Green Gem' GREEN GEM BOXWOOD	24" Wide	3' O.C.
MD	10	Microbiota decussata RUSSIAN ARBORVITAE	30" Wide	2' O.C.
		PERENNIALS AND ORNAMENTAL GRASSES		
CN	15	Calamintha nepeta ssp. nepeta LESSER CALAMINT	#1	18" O.C.
GX	20	Geranium sanguineum 'Max Frei' MAX FREI BLOODY CRANESBILL	#1	18" O.C.
HG	29	Hemerocallis 'Going Bananas' GOING BANANAS DAYLILY	#1	18" O.C.
LB	29	Leucanthemum superbum 'Banana Cream II' BANANA CREAM II SHASTA DAISY	#1	18" O.C.
SY	12	Salvia nemerosa 'May Night' MAY NIGHT SALVIA	#1	18" O.C.
SS	18	Schizachyrium scoparium 'Prairie Blues' PRAIRIE BLUES LITTLE BLUESTEM	#1	24" O.C.
		GROUNDCOVERS		
EF	53	Euonymus fortunei var. 'Coloratus' PURPLE WINTERCREEPER	#1	12" O.C.
		MISC. MATERIALS		
	6.4	SHREDDED HARDWOOD MULCH	C.Y.	
	950	SOD	S.Y.	
	0.11	TURF SEED & BLANKET	AC.	
	9	UPLIGHTS	EA.	
	2	POST LIGHT	EA.	

LEGEND

- (I) INFO CENTER SIGN W/2 FLAGPOLES — NOT TO SCALE
- (P) PARKING SIGN — NOT TO SCALE
- (MP) MODEL PLACARD SIGN — NOT TO SCALE
- UPLIGHT
- COACHLIGHT

GENERAL NOTES

1. Contractor shall verify underground utility lines and is responsible for any damage.
2. Contractor shall verify all existing conditions in the field prior to construction and shall notify landscape architect of any variance.
3. Material quantities shown are for contractors convenience only. The Contractor must verify all material and supply sufficient materials to complete the job per plan.
4. The landscape architect reserves the right to inspect trees and shrubs either at place of growth or at site before planting, for compliance with requirements of variety, size and quality.
5. Work shall conform to American Standard for Nursery Stock, State of Illinois Horticultural Standards, and Local Municipal requirements.
6. Contractor shall secure and pay for all permits, fees, and inspections necessary for the proper execution of this work and comply with all codes applicable to this work.
7. See General Conditions and Specifications for landscape work for additional requirements.
8. Irrigation will be installed to cover the whole lot.

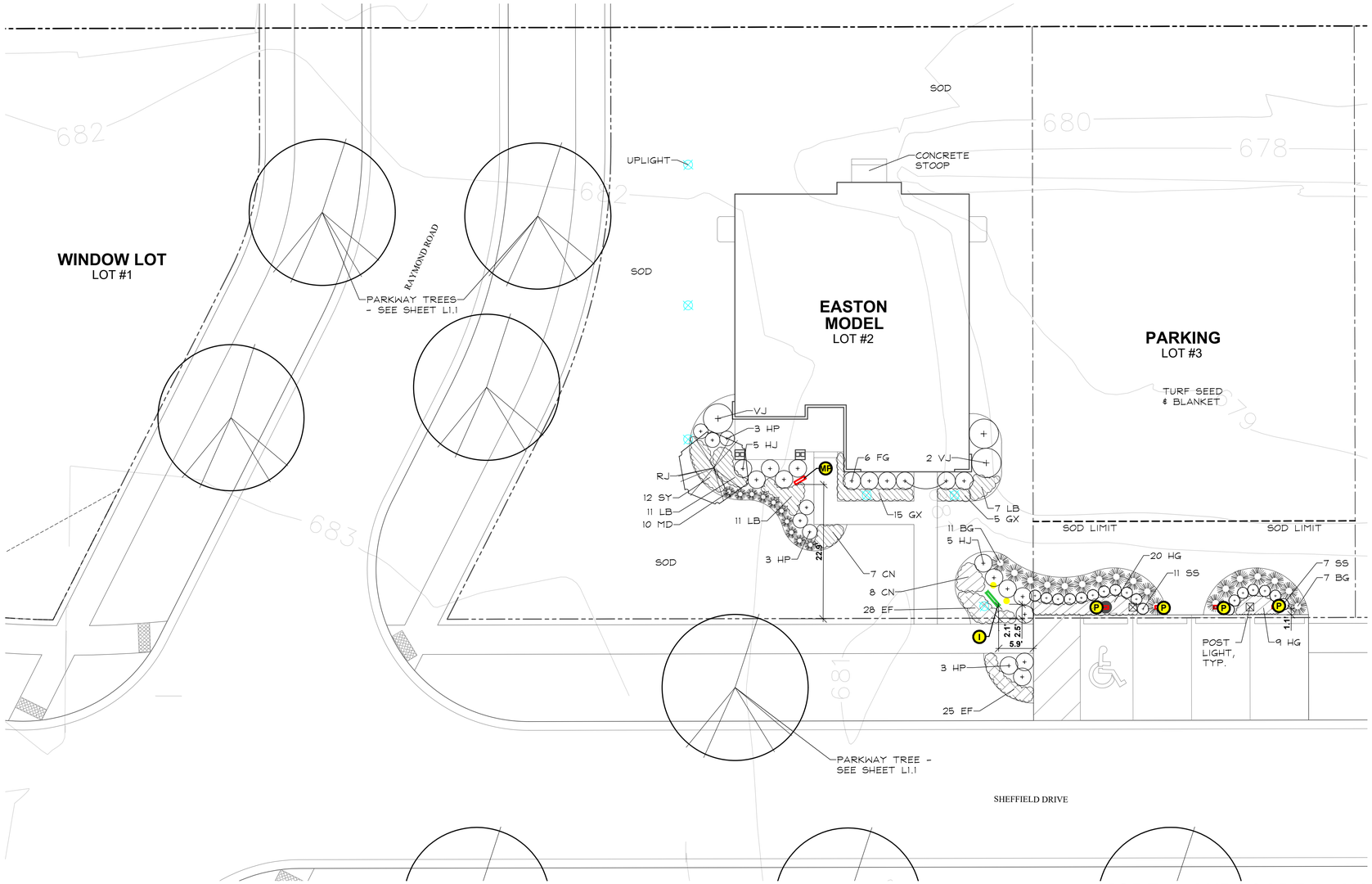

MODEL LANDSCAPE PLAN

SCALE: 1"=10'

0 5' 10' 20' 30' NORTH

GARY R. WEBER ASSOCIATES, INC.
LAND PLANNING
ECOLOGICAL CONSULTING
LANDSCAPE ARCHITECTURE
402 W. LIBERTY DRIVE
WHEATON, ILLINOIS 60187
PHONE: 630.668.7197
www.grwainc.com

CLIENT:
M/I HOMES
2135 CITY GATE LANE, SUITE 620
NAPERVILLE, ILLINOIS 60563

CIVIL ENGINEER:
PEARSON BROWN & ASSOC.
1850 W. WINCHESER ROAD, SUITE 205
LIBERTYVILLE, IL 60048

HIGHBURY CLUB

BUFFALO GROVE, ILLINOIS

MODEL LANDSCAPE PLAN

06	03.06.2026
05	01.22.2026
04	11.20.2025
03	10.24.2025
02	10.10.2025
01	10.02.2025
REVISIONS	

DATE	07.23.2025
PROJECT NO.	MI24252
DRAWN	MNW
CHECKED	DHS
SHEET NO.	L4.2

Know what's Below. Call before you dig.

XREFS

PLOTCOMMG

LANDSCAPE WORK PART 1 - GENERAL

1.1 DESCRIPTION OF WORK

The work shall consist of furnishing, transporting and installing all seeds, plants and other materials required for:

1. The establishment of trees, shrubs, perennial, annual and lawn areas as shown on Landscape Plan;
2. The provision of post-planting management as specified herein;
3. Any remedial operations necessary in conformance with the plans as specified in this document;
5. Permits which may be required.

1.2 QUALITY ASSURANCE

A. Work shall conform to State of Illinois Horticultural Standards and local municipal requirements.

B. Quality Control Procedures:

1. Ship landscape materials with certificates of inspection as required by governmental authorities. Comply with governing regulations applicable to landscape materials.

2. Do not make substitutions. If specified landscape material is not obtainable, submit to Landscape Architect proof of non-availability and proposal for use of equivalent material.

3. Analysis and Standards: Package standard products with manufacturers certified analysis.

1.3 SUBMITTALS

A. Planting Schedule

Submit three (3) copies of the proposed planting schedule showing dates for each type of planting

B. Maintenance Instruction - Landscape Work

Submit two (2) copies of typewritten instructions recommending procedures to be established by the Owner for the maintenance of landscape work for one full year. Submit prior to expiration of required maintenance periods.

Instructions shall include: watering, fertilizing, spraying, mulching and pruning for plant material and trimming groundcover. Instructions for watering, fertilizing and mowing grass areas shall be provided ten (10) days prior to request for inspection for final acceptance. Landscape Architect shall receive copies of all instructions when issued.

C. Submit two (2) copies of soil test of existing topsoil with recommendations for soil additive requirement to Landscape Architect for review and written approval.

D. Submit two (2) samples of shredded hardwood bark mulch, erosion control blankets, and all other products and materials as specified on plans to Landscape Architect for review and written approval.

E. Nursery packing lists indicating the species and quantities of material installed must be provided to the Owner and/or Municipality upon request.

1.4 JOB CONDITIONS

A. Examine and evaluate grades, soils and water levels. Observe the conditions under which work is to be performed and notify Landscape Architect of unsatisfactory conditions. Do not proceed with the work until unsatisfactory conditions have been corrected in an acceptable manner.

B. Utilities: Review underground utility location maps and plans; notify local utility location service; demonstrate an awareness of utility locations; and certify acceptance of liability for the protection of utilities during course of work. Contractor shall be responsible for any damage to utilities or property.

C. Excavation: When conditions detrimental to plant growth are encountered such as rubble fill, adverse drainage conditions or obstructions, notify Landscape Architect before planting.

1.5 GUARANTEES

A. Guarantee seeded and sodded areas through the specified maintenance period and until final acceptance.

B. Guarantee trees, shrubs, and perennials for a period of one year after date of acceptance against defects including death and unsatisfactory growth, except for defects resulting from neglect by Owner, abuse or damage by others or unusual phenomena or incidents which are beyond Landscape Installer's control.

C. Native Planting Area Performance Criteria

1st Full Growing Season: 90% of cover crop shall be established. There shall be no bare areas greater than two (2) square feet in seeded areas. At least 25% of vegetation coverage shall be native, non-invasive species. At least 50% of the emergent species, if planted as plugs shall be alive and apparent.

2nd Full Growing Season: All areas with the exception of emergent zones shall exhibit full vegetative cover. At least 50% of the vegetation coverage shall be native, non-invasive species.

3rd Full Growing Season: At least 75% of vegetation coverage shall be native, non-invasive species. Non-native species shall constitute no more than 25% relative aerial coverage of the planted area.

Invasive species for this project shall include the following: Ambrosia artemisiifolia & trifida (Common & Giant Ragweed), Cirsium arvense (Canada Thistle), Dipsacus laciniatus (Cut-leaved Teasel), Dipsacus sylvestris (Common Teasel), Lythrum salicaria (Purple Loosestrife), Melilotus sp. (Sweet Clover), Phalaris arundinacea (Reed Canary Grass), Phragmites australis (Giant Reed), Fallopia japonica (Japanese Knotweed), Rhamnus cathartica & frangula (Common & Glossy Buckthorn), Typha sp. (Broadleaf, Narrowleaf, and Hybrid Cattail).

LANDSCAPE WORK PART 2 - PLANT MATERIALS

2.1 LAWN SOD

Provide strongly rooted sod, not less than two (2) years old and free of weeds and undesirable native grasses. Provide only sod capable of growth and development when planted (viable, not dormant) and in strips not more than 18" wide x 4' long. Provide sod composed of a 5-way blend of Kentucky Bluegrass such as: Midnight, Allure, Viva, Washington, Liberty.

2.2 LAWN SEED MIXTURE

Grass Seed: Provide fresh, clean, new crop seed complying with the tolerance for purity and germination established by the Official Seed Analysts of North America. Provide seed of the grass species, proportions and maximum percentage of weed seed, as specified.

A. Lawn Seed Mixture - 5 lbs./1,000 sq. ft.
50% Kentucky Bluegrass 98/85
15% Cutter Perennial Ryegrass
10% Spartan Hard Fescue
10% Edge Perennial Ryegrass
10% Express Perennial Ryegrass
5% Pennlawn Creeping Red Fescue

2.3 NATIVE PLANTING MIXTURES

Provide fresh, clean, new crop of the species and proportions as specified. Native seed and live plant material shall be obtained from a reputable supplier (approved by Landscape Architect) that has collected from sources east of the Mississippi River within the same EPA Level III Ecoregion as the project site (Central Corn Belt Plains). Any material sourced from outside this ecoregion must be approved by the Landscape Architect prior to installation.

For each species, the amount of seed indicated on the specifications shall mean the total amount of pure live seed (PLS) per acre. Seed tags and PLS testing information shall be provided to the Landscape Architect prior to seeding.

It is the sole responsibility of the Native Landscape Contractor to provide approved seed that meets industry-standard PLS requirements.

2.4 GROUNDCOVERS, PERENNIALS AND ANNUALS

Provide plants established and well-rooted in removable containers or integral peat pots and with not less than the minimum number and length of runners required by ANSI Z60.1 for the pot size shown or listed.

2.5 TREES AND SHRUBS

A. Name and Variety: Provide nursery grown plant material true to name and variety.

B. Quality: Provide trees, shrubs and other plants complying with the recommendations and requirements of ANSI Z60.1 "Standard for Nursery Stock" and as further specified.

C. Deciduous Trees: Provide trees of height and caliper listed or shown and with branching configuration recommended by ANSI Z60.1 for type and species required. Provide single stem trees except where special forms are shown or listed. Provide balled and burlapped (B&B) deciduous trees.

D. Deciduous Shrubs: Provide shrubs of the height shown or listed and with not less than the minimum number of canes required by ANSI Z60.1 for the type and height of shrub required. Provide balled and burlapped (B&B) deciduous shrubs.

E. Coniferous Evergreen: Provide evergreens of the sizes shown or listed. Dimensions indicate minimum spread for spreading and semi-spreading type evergreens and height for other types. Provide quality evergreens with well-balanced form complying with requirements for other size relationships to the primary dimension shown. Provide balled and burlapped (B&B) evergreen trees and containerized shrubs.

F. Inspection: All plants shall be subject to inspection and review at the place of growth or upon delivery and conformity to specification requirements as to quality, right of inspection and rejection upon delivery at the site or during the progress of the work for size and condition of balls or roots, diseases, insects and latent defects or injuries. Rejected plants shall be removed immediately from the site.

2.6 PLANTING SOIL MIXTURE

Provide planting soil mixture consisting of clean uncompacted topsoil (stockpiled at site) for all planting pits, perennial, annual and groundcover areas. Topsoil shall be conditioned based on any recommendations resulting from the soil test in 1.3.C.

2.7 EROSION CONTROL

A. Lawn Seed Areas Erosion Control Blanket: North American Green DS75, or equivalent approved equal.

B. Native Areas Erosion Control Blanket: North American Green S150, or equivalent approved equal.

C. Shoreline and Sloped Berm Areas Erosion Control Blanket: North American Green SC150, or approved equal. To be installed per manufacturer's recommendations.

D. Refer to latest Engineering & Erosion Control Plans for any areas to receive permanent or long-term blanket installation.

2.8 MULCH

Provide mulch consisting of shredded hardwood. Provide sample to Landscape Architect for approval prior to ordering materials.

LANDSCAPE WORK PART 3 - EXECUTION

3.1 PLANTING SCHEDULE

At least thirty (30) days prior to the beginning of work in each area, submit a planting schedule for approval by the Landscape Architect.

3.2 PLANTINGS

A. Sodding New Lawns

1. Remove existing grass, vegetation and turf. Dispose of such material legally off-site, do not turn over into soil being prepared for lawns.

2. Till to a depth of not less than 6"; apply soil amendments as needed; remove high areas and fill in depressions; till soil to a homogenous mixture of fine texture, remove lumps, clods, stones over 1" diameter, roots and other extraneous matter. Dispose of such material legally off-site.

3. Sodded areas shall receive an application of commercial fertilizer at the rate of 10 lbs. per 1,000 sq. ft. and shall have an analysis of 16-8-8.

4. Lay sod within 24 hours from time of stripping.

5. Lay sod to form a solid mass with tightly fitted joints. Butt ends and sides of sod strips; do not overlap. Stagger strips to offset joints in adjacent courses. Work from boards to avoid damage to subgrade or sod. Tamp or roll lightly to ensure contact with subgrade. Work sifted soil into minor cracks between pieces of sod; remove excess to avoid smothering of adjacent grass.

6. Water sod thoroughly with a fine spray immediately after planting.

B. Seeding New Lawns

1. Remove existing grass, vegetation and turf. Dispose of such material legally off-site. Do not turn over into soil being prepared for lawns.

2. Till to a depth of not less than 6"; apply soil amendments; remove high areas and fill in depressions; till soil to a homogenous mixture of fine texture, remove lumps, clods, stones over 1" diameter, roots and other extraneous matter. Dispose of such material legally off-site.

3. Seeded lawn areas shall receive an application of commercial fertilizer at the rate of 5 lbs. per 1,000 sq. ft. and shall be 6-24-24. Fertilizer shall be uniformly spread and mixed into the soil to a depth of 1" inches.

4. Do not use wet seed or seed which is moldy or otherwise damaged in transit or storage.

5. Sow seed using a spreader or seeding machine. Do not seed when wind velocity exceeds five (5) miles per hour. Distribute seed evenly over entire area by sowing equal quantity in two directions at right angles to each other.

6. Sow not less than specified rate.

7. Rake lawn seed lightly into top 1" of soil, roll lightly and water with a fine spray.

C. Seeding Native Areas

1. The period for planting prairie seed shall be from April 1 to May 15 or November 1 to just before the first frost. Seeding outside of these timeframes must be approved by the landscape architect. Native seed planted outside of specified timeframes must have at least 60 days of growth prior to frost. Dormant seeding in winter is possible if soil conditions allow.

2. The General Contractor and Native Landscape Contractor shall be responsible for performing all work necessary to achieve and maintain an acceptable seedbed prior to seeding. All areas must be properly prepared before seeding begins. Equipment having low unit pressure ground contact shall be utilized within the planting areas.

3. If present, compacted soils shall be disked or raked prior to seeding. Remedial measures for the access area may, at the direction of the Wetland Consultant, involve ripping from 12 to 18 inches of the soil horizon prior to disking.

4. Prior to seeding, planting areas shall have at least twelve inches of clean un-compacted topsoil. Clumps, clods, stones over 2" diameter, roots and other extraneous matter shall be removed and disposed of legally off-site.

5. Granular mycorrhizal inoculants shall be installed with the seed mix at a rate of 40lbs/ acre. Inoculant can be banded under seed, worked into seed or added into spray tanks. Native areas shall not receive fertilizer.

6. Contractor shall be solely responsible for the proper handling and storage of the seed according to the best seed handling and storage practices, including fungicide treatments and stratification considerations. Owner shall make no compensation for damage to the seed because of improper storage, cleaning, threshing, or screening operations.

7. Except where site conditions preclude their use, seeding shall be performed using a Truax drill, Truax Trillion seeder, or comparable equipment designed specifically for installation of native seed. For areas where site conditions preclude the use of specialized equipment, seed may be installed through hand broadcasting and followed by light raking. Hand broadcast seed shall be spread at twice the specified rate. Other methods of seed installation may be used with prior approval from the Landscape Architect.

8. Prior to starting work, all seeding equipment shall be calibrated and adjusted to sow seeds at the proper seeding rate. In general, the optimum seeding depth is 0.25 inch below the soil surface. Areas where the seed has not been incorporated into the soil to the proper depths will not be accepted, and no compensation for materials or labor for the rejected work will be made by the Owner.

9. Seeding and soil tracking/firming shall not be done during periods of rain, severe drought, high winds, excessive moisture, frozen ground, or other conditions that preclude satisfactory results.

10. Wet mesic and emergent areas shall be planted, and seed allowed to germinate (if possible), prior to flooding with significant amounts of water. Any areas of significant permanent water located within the planting area will receive live plugs in lieu of seed.

11. After the seeding operation is completed, install erosion control blanket per manufacturer's specifications.

12. Emergent plugs shall be planted in natural groupings within designed areas containing saturated soils or shallow inundation. Plants within groupings shall be planted at 2 foot centers.

13. Emergent plugs shall not be planted less than the specified rate and shall be protected with goose exclosures surrounding all natural groupings of plugs.

E. Groundcover and Perennial Beds

Groundcover, perennials, and annuals shall be planted in continuous beds of planting soil mixture a minimum of 8" deep. Install per spacing indicated on plan.

F. Trees and Shrubs

1. Set balled and burlapped (B&B) stock plumb and in center of pit or trench with top of ball at an elevation that will keep the root flare exposed upon backfill and mulching. Remove burlap from top and sides of balls; retain on bottoms. When set, place additional topsoil backfill around base and sides of ball and work each layer to settle backfill and eliminate voids and air pockets. When excavation is approximately 2/3 full, water thoroughly before placing remainder of backfill. Repeat watering until no more is absorbed. Water again after placing final layer of backfill.

2. Dish top of backfill to allow for mulching. Provide additional backfill berm around edge of excavations to form shallow saucer to collect water.

3. Mulch pits, trenches and planted areas. Provide not less than 2" thickness of mulch and work into top of backfill and finish level with adjacent finish grades. Maintain exposed root flare at all times.

4. Prune only injured or dead branches from flowering trees, if any. Protect central leader of tree during shipping and pruning operations. Prune shrubs to retain natural character in accordance with standard horticultural practices.

5. Remove and replace excessively pruned or ill-formed stock resulting from improper pruning.

6. The Contractor shall be wholly responsible for assuring that all trees are planted in a vertical and plumb position and remain so throughout the life of this contract and guarantee period. Trees may or may not be staked and guyed depending upon the individual preference of the Contractor; however, any bracing procedure(s) must be approved by the Owner prior to its installation.

3.3 INITIAL MAINTENANCE

A. Begin maintenance immediately after planting, continuing until final acceptance. A minimum of thirty (30) days.

B. Maintain planted and seeded areas by watering, rolling/regrading, replanting and implementing erosion control as required to establish vegetation free of eroded or bare areas.

C. Native Planting areas are to be mowed only once per spring during the initial three year establishment period.

3.4 NATIVE LANDSCAPED AREAS CONTINUED MONITORING & MAINTENANCE

A. Monitoring

The Owner shall notify the Municipality upon completion of plantings. The Owner's Environmental Specialist shall inspect the plantings and provide the Municipality with a copy of the planting locations, species, and quantities for verification.

The Owner's Environmental Specialist shall inspect the plantings at least twice per year during the three-year term of the Establishment and Maintenance Cash Bond or Letter of Credit, to determine compliance with the minimum annual performance criteria (See 1.5C Guarantees). A monitoring report will be provided to the Municipality by January 31st following each inspection.

B. Maintenance:

First Season

With the exception of the emergent area, native seeding areas should be mowed to a height of 6" to control annual nonnative and invasive species early in the growing season. Mowing, including weed whipping, should be conducted during prior to weed seed production. Mowing height and timing may need to be adjusted per target species. Small quantities of undesirable plant species, shall be controlled by hand pulling prior to the development and maturity of the plant. Hand removal shall include the removal of all above-ground and below-ground stems, roots and flower masses prior to development of seeds. Herbicide should be applied as necessary by a trained and licensed operator that is competent in the identification of native and nonnative herbaceous plants. Debris and litter shall be removed from the native areas and storm structures shall be inspected and maintained as necessary.

Second Season

Control of undesirable plant species during the second growing season shall consist primarily of precise herbicide application. Mowing and weed whipping shall be conducted as needed during the early growing season and as needed to a height of 6 to 8 inches to prevent annual weeds from producing seed. Debris and litter shall be removed from the native areas and storm structures shall be inspected and maintained as necessary.

Third Year:

Seasonal mowing and herbicide will continue as above but should be reduced over time. Debris and litter shall be removed from the native areas and storm structures shall be inspected and maintained as necessary.

Long Term Wetland and Prairie Management/Maintenance

A final compliance report and Long-Term Operation and Maintenance Plan shall be submitted by the Developer/Ouner's Environmental Specialist no less than 60 days prior to the expiration of any landscape Cash Bond or Letter of Credit posted for the native areas. Final acceptance and release shall be determined by the County/Municipality upon inspection of the site to verify compliance.

The Long-Term Operation and Maintenance Plan shall be written to include guidelines and schedules for burning, mowing, application of herbicide, debris/litter removal and inspection schedule for storm structures and sediment removal.

3.5 CLEAN UP AND PROTECTION

A. During landscape work, store materials and equipment where directed. Keep pavements clean and work areas and adjoining areas in an orderly condition.

B. Protect landscape work and materials from damage due to landscape operations, operations by other trades and trespassers. Maintain protection during installation and maintenance periods. Treat, repair or replace damaged landscape work as directed by Landscape Architect.

3.6 INSPECTION AND ACCEPTANCE

A. The Landscape Architect reserves the right to inspect seeds, plants, trees and shrubs either at place of growth or at site before planting for compliance with requirements for name, variety, size, quantity, quality and mix proportion.

B. Supply written affidavit certifying composition of seed mixtures and integrity of plant materials with respect to species, variety and source.

C. Notify the Landscape Architect within five (5) days after completing initial and/or supplemental plantings in each area.

D. When the landscape work is completed, including maintenance, the Landscape Architect will, upon request, make a final inspection to determine acceptability. After final acceptance, the Owner will be responsible for maintenance.

GRWA
GARY R. WEBER ASSOCIATES, INC.
LAND PLANNING
ECOLOGICAL CONSULTING
LANDSCAPE ARCHITECTURE
402 W. LIBERTY DRIVE
WHEATON, ILLINOIS 60187
PHONE: 630-668-7197
www.grwainc.com

CLIENT:
M/I HOMES
2135 CITY GATE LANE, SUITE 620
NAPERVILLE, ILLINOIS 60563

CIVIL ENGINEER:
PEARSON BROWN & ASSOC.
1850 W. WINCHESER ROAD, SUITE 205
LIBERTYVILLE, IL 60048

HIGHBURY CLUB
BUFFALO GROVE, ILLINOIS
LANDSCAPE SPECIFICATIONS

REVISIONS	
06	03.06.2026
05	01.22.2026
04	11.20.2025
03	10.24.2025
02	10.10.2025
01	10.02.2025

DATE	07.23.2025
PROJECT NO.	MI24252
DRAWN	MNW
CHECKED	DHS
SHEET NO.	L5.1

Know what's below. Call before you dig.

XREFS:
PLOT CONFIG:

HIGHBURY CLUB

DEVELOPMENT IMPROVEMENT AGREEMENT

EXHIBIT D

Engineer's Opinion of Probable Costs

PEARSON, BROWN & ASSOCIATES, INC.

M/I HOMES
HIGHBURY CLUB - OPINION OF PROBABLE COST
BUFFALO GROVE, ILLINOIS

JOB #: 24190
DATE: 1/21/2026
REVISED: 3/10/2026

ITEM	QUANTITY	UNIT	UNIT PRICE	EXTENSION
SANITARY SEWER				
8" PVC SDR 26 ASTM D-3034, JOINTS ASTM D-3212	1,305	LF	$51.00	$66,555.00
6" PVC SDR 26 ASTM, D-3034, JOINTS ASTM D-3212 (NEAR INC. GTBF)	11	EA	$1,000.00	$11,000.00
6" PVC SDR 26 ASTM, D-3034, JOINTS ASTM D-3212 (FAR INCL. GTBF)	22	EA	$3,200.00	$70,400.00
4' SANITARY MANHOLE, COMPLETE	10	EA	$3,250.00	$32,500.00
CONNECT TO EXISTING MANHOLE	1	EA	$9,000.00	$9,000.00
TELEVISE SANITARY SEWER	1,305	LF	$3.90	$5,089.50
GRANULAR TRENCH BACKFILL (INC. OPEN CUT)	1,100	LF	$50.00	$55,000.00
REMOVE AND REPLACE EXISTING STREET LIGHT	1	EA	$5,000.00	$5,000.00
TOTAL SANITARY SEWER				**$254,544.50**
WATER MAIN				
8" DIP CL52	1,645	LF	$85.00	$139,825.00
6" DIP CL52	15	LF	$65.00	$975.00
1 1/2" WATER SERVICE COMPLETE (NEAR INCL. GTBF)	16	EA	$2,500.00	$40,000.00
1 1/2" WATER SERVICE COMPLETE (FAR INCL GTBF)	18	EA	$4,200.00	$75,600.00
FIRE HYDRANT COMPLETE	5	EA	$7,000.00	$35,000.00
48" VALVE VAULT - 8" VALVE COMPLETE	4	EA	$5,000.00	$20,000.00
8" LINE STOP	1	EA	$10,000.00	$10,000.00
CONNECT 8" TO EXISTING 8" STUB IF NO STUB PROVIDE 60" VALVE VAULT - 8"x8" PRESSURE CONNECTION COMPLETE	1	EA	$7,500.00	$7,500.00
GRANULAR TRENCH BACKFILL	265	LF	$40.00	$10,600.00
TOTAL WATER MAIN				**$339,500.00**

PEARSON, BROWN & ASSOCIATES, INC.

M/I HOMES
HIGHBURY CLUB - OPINION OF PROBABLE COST
BUFFALO GROVE, ILLINOIS

JOB #: 24190
DATE: 1/21/2026
REVISED: 3/10/2026

ITEM	QUANTITY	UNIT	UNIT PRICE	EXTENSION
STORM SEWER - PUBLIC				
27" RCP STORM SEWER JODNTS C443	15	LF	$70.00	$1,050.00
24" RCP STORM SEWER JODNTS C443	72	LF	$65.00	$4,680.00
21" RCP STORM SEWER JODNTS C443	237	LF	$57.00	$13,509.00
18" RCP STORM SEWER JODNTS C443	105	LF	$45.00	$4,725.00
15" RCP STORM SEWER JODNTS C443	227	LF	$41.00	$9,307.00
12" RCP STORM SEWER JODNTS C443	371	LF	$36.00	$13,356.00
4" UNDERDRAIN PVC SDR 35 W/FILTER SOCK	190	LF	$25.00	$4,750.00
27" RCP FES, COMPLETE (INC. GRATE)	1	EA	$3,250.00	$3,250.00
24" RCP FES, COMPLETE (INC. GRATE)	1	EA	$2,750.00	$2,750.00
84" STORM MANHOLE, COMPLETE	1	EA	$11,000.00	$11,000.00
60" STORM MANHOLE, COMPLETE	1	EA	$3,750.00	$3,750.00
48" STORM MANHOLE, COMPLETE	4	EA	$2,400.00	$9,600.00
48" CATCH BASIN, COMPLETE	9	EA	$2,500.00	$22,500.00
24" STORM INLET, COMPLETE	6	EA	$1,500.00	$9,000.00
CONSTRUCT 48" STORM MANHOLE OVER EXISTING STORM SEWER, COMPLETE	1	EA	$3,500.00	$3,500.00
CONSTRUCT 48" CATCH BASIN OVER EXISTING STORM SEWER, COMPLETE	1	EA	$4,000.00	$4,000.00
CONNECT TO EXISTING MANHOLE	1	EA	$1,500.00	$1,500.00
GRANULAR TRENCH BACKFILL	293	LF	$28.00	$8,204.00
TRAFFIC CONTROL - WEILAND ROAD	1	LS	$7,500.00	$7,500.00
TELEVISE STORM SEWER	1,027	LF	$3.90	$4,005.30
TOTAL STORM SEWER				**$141,936.30**
STORM SEWER - PRIVATE				
24" RCP STORM SEWER JODNTS C443	163	LF	$65.00	$10,595.00
18" RCP STORM SEWER JODNTS C443	504	LF	$45.00	$22,680.00
15" RCP STORM SEWER JODNTS C443	636	LF	$41.00	$26,076.00
12" RCP STORM SEWER JODNTS C443	1,319	LF	$36.00	$47,484.00
10" PVC SDR 35 STORM SEWER	38	LF	$28.00	$1,064.00
4" PVC SDR 35 STORM SERVICE, COMPLETE (NEAR INCL. GTBF)	33	EA	$450.00	$14,850.00
4" PVC DRAINTILE, COMPLETE	255	LF	$25.00	$6,375.00
4" CLEANOUT, COMPLETE	3	EA	$150.00	$450.00

PEARSON, BROWN & ASSOCIATES, INC.

M/I HOMES
HIGHBURY CLUB - OPINION OF PROBABLE COST
BUFFALO GROVE, ILLINOIS

JOB #: 24190
DATE: 1/21/2026
REVISED: 3/10/2026

ITEM	QUANTITY	UNIT	UNIT PRICE	EXTENSION
18" RCP FES, COMPLETE (INC. GRATE)	1	EA	$3,000.00	$3,000.00
15" RCP FES, COMPLETE (INC. GRATE)	2	EA	$2,500.00	$5,000.00
12" RCP FES, COMPLETE	2	EA	$2,100.00	$4,200.00
48" STORM MANHOLE, COMPLETE	3	EA	$2,400.00	$7,200.00
24" STORM MANHOLE, COMPLETE	1	EA	$1,500.00	$1,500.00
60" INLET MANHOLE, COMPLETE	3	EA	$3,750.00	$11,250.00
48" INLET MANHOLE, COMPLETE	20	EA	$2,400.00	$48,000.00
24" STORM INLET, COMPLETE	5	EA	$1,500.00	$7,500.00
OUTLET CONTROL STRUCTURE, COMPLETE	1	EA	$14,000.00	$14,000.00
RECONSTRUCT EXISTING PATH FOR STORM SEWER CONSTRUCTION, COMPLETE	1	LS	$10,000.00	$10,000.00
GRANULAR TRENCH BACKFILL	182	LF	$28.00	$5,096.00
TELEVISE STORM SEWER	2,622	LF	$3.90	$10,225.80
TOTAL STORM SEWER				**$256,545.80**
PAVING				
2" HMA SURFACE COURSE, MIX D, N50	4,206	SY	$8.00	$33,648.00
2-1/2" HMA BINDER COURSE, MIX IL 19.0, N50	4,206	SY	$12.00	$50,472.00
9" AGGREGATE BASE COURSE, CA-6 (INCL. CURB STONE)	5,083	SY	$20.00	$101,660.00
GEOTEXTILE ROAD FABRIC	4,206	SY	$1.50	$6,309.00
TYPE B-6.12 CONCRETE CURB & GUTTER (ENTRANCE RETURNS & CURB INLETS)	154	LF	$20.00	$3,080.00
TYPE B-4.12 CONCRETE CURB & GUTTER	3,034	LF	$18.00	$54,612.00
5' SIDEWALK (5" PCC W/5" CA-6 BEDDING) (6" PCC W/5" CA-6 @ DRIVEWAYS & TRENCH CROSSING)	14,492	SF	$12.00	$173,904.00
CONNECT TO EXISTING SIDEWALKS, COMPLETE	4	EA	$500.00	$2,000.00
DETECTABLE WARNINGS PANELS	122	SF	$40.00	$4,880.00
BIKE PATH (4" HMA SURFACE W/ 5" CA-6 BEDDING)	167	SY	$50.00	$8,350.00
TEMPORARY "T" TURN AROUND WEDGES, COMPLETE (51SY)	1	LS	$5,000.00	$5,000.00
SAW-CUT EXISTING PAVEMENT & CURBS	27	LF	$10.00	$270.00
STREET SIGN	7	EA	$500.00	$3,500.00
RESTORATION, COMPLETE (EXISTING RAYMOND ROAD AREA)	1	LS	$10,000.00	$10,000.00
24" STOP BAR (THERMOPLASTIC)	18	LF	$18.50	$333.00
CROSSWALK (THERMOPLASTIC)	250	SF	$9.25	$2,312.50
PAVEMENT MARKINGS- TURN ONLY ARROW (THERMOPLASTIC)	1	EA	$36.00	$36.00

PEARSON, BROWN & ASSOCIATES, INC.

M/I HOMES
HIGHBURY CLUB - OPINION OF PROBABLE COST
BUFFALO GROVE, ILLINOIS

JOB #: 24190
DATE: 1/21/2026
REVISED: 3/10/2026

ITEM	QUANTITY	UNIT	UNIT PRICE	EXTENSION
6" SOLID WHITE STRIPING (THERMOPLASTIC)	50	LF	$5.00	$250.00
4" DOUBLE YELLOW STRIPING (THERMOPLASTIC)	150	LF	$6.75	$1,012.50
4" YELLOW DIAGONAL STRIPING (THERMOPLASTIC)	25	LF	$4.75	$118.75
WEILAND RD IMPROVEMENTS, COMPLETE	1	LS	$47,781.80	$47,781.80
TRAFFIC CONTROL - WEILAND ROAD	1	LS	$7,500.00	$7,500.00
TOTAL PAVING				$517,029.55
GRADING, EROSION CONTROL, & DEMOLITION				
STRIP SITE AS NEEDED, CUT & FILL R.O.W. & PAVEMENT AREAS TO SUBGRADE CUT & FILL BUILDING PADS TO SUBGRADE. FINE GRADE ROADWAY & BACKFILL CURB. CUT FILL POND AREA TO SUBGRADE. RESPREAD POND AREA. TEMPORARY SEEDING AT POND, & STOCK PILES.	1	LS	$250,000.00	$250,000.00
RETAINING WALL, COMPLETE	218	FSF	$40.00	$8,720.00
SILT FENCE (INC. MAINTENANCE)	2,960	LF	$1.50	$4,440.00
STABILIZED CONSTRUCTION ENTRANCE (INC. MAINTENANCE)	1	EA	$3,000.00	$3,000.00
CONCRETE WASHOUT (INC. MAINTENANCE)	1	EA	$5,000.00	$5,000.00
DROP INLET PROTECTION (STORM STRUCTURES IN PAVED AREAS, not part of demo)	14	EA	$200.00	$2,800.00
DROP INLET PROTECTION (STORM STRUCTURES IN PAVED AREAS, part of demo)	2	EA	$200.00	$400.00
INLET PROTECTION (STORM STRUCTURES IN GRASSY AREAS, not part of demo)	27	EA	$200.00	$5,400.00
INLET PROTECTION (STORM STRUCTURES IN GRASSY AREAS, part of demo)	3	EA	$200.00	$600.00
NAG S75BN BLANKET (not part of demo)	1,755	SY	$4.00	$7,020.00
DEWATERING DEVICE	1	EA	$10,000.00	$10,000.00
DUST CONTROL AND STREET SWEEPING	1	LS	$20,000.00	$20,000.00
TREE REMOVAL	1	LS	$11,000.00	$11,000.00
PROTECTION FOR EXISTING FES (part of demo)	1	EA	$400.00	$400.00
TEMP CONSTRUCTION FENCE	1	LS	$10,000.00	$10,000.00
SITE DEMOLITION (including utility disconnects, pavement & curb to ROW, site lighting and all structures)	1	LS	$273,000.00	$273,000.00
RESTORE DISTURBED AREAS WITH SEED AND BLANKET (part of demo)	3.6	AC	$12,500.00	$45,000.00
TOTAL GRADING, EROSION CONTROL & DEMOLITION				**$656,780.00**
STREET LIGHTING				
STREET LIGHT (COMPLETE INCL. WIRING)	5	EA	$8,000.00	$40,000.00
RELOCATE EXISTING STREET LIGHT (COMPLETE INCL. WIRING)	1	EA	$5,000.00	$5,000.00
CONDUIT CROSSING (FOR DRY UTILITIES AND STREET LIGHTS)	2	EA	$750.00	$1,500.00

PEARSON, BROWN & ASSOCIATES, INC.

M/I HOMES
HIGHBURY CLUB - OPINION OF PROBABLE COST
BUFFALO GROVE, ILLINOIS

JOB #: 24190
DATE: 1/21/2026
REVISED: 3/10/2026

ITEM	QUANTITY	UNIT	UNIT PRICE	EXTENSION
TOTAL STREET LIGHTING				**$46,500.00**
LANDSCAPING (BY OTHERS)				
LANDSCAPE & MAINTENANCE (SEE SEPARATE DETAILED ESTIMATE BY GRWA, INC.)	1	LS	$164,720.50	$164,720.50
TOTAL LANDSCAPING				**$164,720.50**

PEARSON, BROWN & ASSOCIATES, INC.

M/I HOMES
HIGHBURY CLUB - OPINION OF PROBABLE COST
BUFFALO GROVE, ILLINOIS

JOB #: 24190
DATE: 1/21/2026
REVISED: 3/10/2026

ITEM	QUANTITY	UNIT	UNIT PRICE	EXTENSION
RECAPITULATION				
SANITARY SEWER				$254,544.50
WATER MAIN				$339,500.00
STORM SEWER PUBLIC				$141,936.30
STORM SEWER PRIVATE				$256,545.80
PAVING				$517,029.55
GRADING, EROSION CONTROL & DEMOLITION				$656,780.00
STREET LIGHTING				$46,500.00
LANDSCAPING (BY OTHERS)				$164,720.50
TOTAL				$2,377,556.65

NOTE:
THIS ENGINEER'S OPINION OF COST HAS BEEN PREPARED BASED UPON THE ENGINEER'S EXPERIENCE AS A DESIGN PROFESSIONAL AND IS FURNISHED FOR INFORMATION ONLY. IT DOES NOT CONSTITUTE A GUARANTEE OF ACTUAL CONSTRUCTION COST AND DOES NOT INCLUDE THE FOLLOWING: TAP ON FEES, PERMITS, DEWATERING OTHER THAN SPECIFICALLY LISTED ABOVE, TIGHT SHEETING, HAUL OFF OF EXCESS MATERIAL, ANY WET OR DRY UTILITY RELOCATION OR ANY DRIVEWAYS TO PROPOSED LOTS.

ANY ITEM NOT SPECIFICALLY REFERENCED ABOVE SHALL BE CONSIDERED INCIDENTAL TO THE CONSTRUCTION OF THE PROJECT AND SHOULD BE INCLUDED IN THE UNIT PRICE OF THE PROPOSED IMPROVEMENTS.

Highbury Club

Site Development Permit - Full Project

EOPC 3/11/2026	$	2,377,556.65	
10% construction engineering	$	237,755.67	per Section 16.20.130B(1)
108%	$	2,824,538.00	LOC amount per Section 16.20.130B(2)
Overall Project Cash Deposit	$	28,245.38	16.20.130B(2)
Overall Project LOC Amount	**$**	**2,796,293.00**	

Engineering Review Fee	**$**	**83,215.00**	3.5% per Appendix A, Table A-1

Conditional Site Development Permit

EOPC 2/9/2026	$	347,840.00
10% construction engineering	$	34,784.00
108%	$	413,234.00
Conditional SDP Cash Deposit Received	$	5,000.00
Condition SDP LOC Amount Received	**$**	**408,234.00**

Remaining Cash Deposit Due

Overall Project Cash Deposit	$	28,245.38
Conditional SDP Cash Deposit Received	$	5,000.00
Remaining Cash Deposit Due =	**$**	**23,245.38**

Remaining Letter of Credit Due

Overall Project LOC Amount	**$**	**2,796,293.00**
Conditional SDP LOC Amount Received	**$**	**408,234.00**
Remaining LOC Due =	**$**	**2,388,059.00**

HIGHBURY CLUB

DEVELOPMENT IMPROVEMENT AGREEMENT

EXHIBIT E

FORM OF CERTIFICATE OF INSURANCE

ACORD

CERTIFICATE OF LIABILITY INSURANCE

DATE (MM/DD/YYYY) 02/19/2026

THIS CERTIFICATE IS ISSUED AS A MATTER OF INFORMATION ONLY AND CONFERS NO RIGHTS UPON THE CERTIFICATE HOLDER. THIS CERTIFICATE DOES NOT AFFIRMATIVELY OR NEGATIVELY AMEND, EXTEND OR ALTER THE COVERAGE AFFORDED BY THE POLICIES BELOW. THIS CERTIFICATE OF INSURANCE DOES NOT CONSTITUTE A CONTRACT BETWEEN THE ISSUING INSURER(S), AUTHORIZED REPRESENTATIVE OR PRODUCER, AND THE CERTIFICATE HOLDER.

IMPORTANT: If the certificate holder is an ADDITIONAL INSURED, the policy(ies) must have ADDITIONAL INSURED provisions or be endorsed. If SUBROGATION IS WAIVED, subject to the terms and conditions of the policy, certain policies may require an endorsement. A statement on this certificate does not confer rights to the certificate holder in lieu of such endorsement(s).

PRODUCER Willis Towers Watson Northeast, Inc. c/o 26 Century Blvd P.O. Box 305191 Nashville, TN 372305191 USA	**CONTACT NAME:** WTW Certificate Center **PHONE (A/C, No, Ext):** 1-877-945-7378 **FAX (A/C, No):** 1-888-467-2378 **E-MAIL ADDRESS:** certificates@wtwco.com
INSURED M/I Homes of Chicago, LLC 2135 City Gate Lane, 620 Naperville, IL 60563	**INSURER(S) AFFORDING COVERAGE** / **NAIC #** INSURER A : National Fire & Marine Insurance Company 20079 INSURER B : LM Insurance Corporation 33600 INSURER C : INSURER D : INSURER E : INSURER F :

COVERAGES **CERTIFICATE NUMBER:** W43984703 **REVISION NUMBER:**

THIS IS TO CERTIFY THAT THE POLICIES OF INSURANCE LISTED BELOW HAVE BEEN ISSUED TO THE INSURED NAMED ABOVE FOR THE POLICY PERIOD INDICATED. NOTWITHSTANDING ANY REQUIREMENT, TERM OR CONDITION OF ANY CONTRACT OR OTHER DOCUMENT WITH RESPECT TO WHICH THIS CERTIFICATE MAY BE ISSUED OR MAY PERTAIN, THE INSURANCE AFFORDED BY THE POLICIES DESCRIBED HEREIN IS SUBJECT TO ALL THE TERMS, EXCLUSIONS AND CONDITIONS OF SUCH POLICIES. *LIMITS SHOWN MAY HAVE BEEN REDUCED BY PAID CLAIMS. LIMITS SHOWN ARE INCLUSIVE OF AMOUNTS REQUESTED BY THE CERTIFICATE HOLDER AND MAY NOT REFLECT POLICY LIMIT AMOUNTS IN EXCESS OF THOSE REQUESTED. ***Not Applicable in WY**

INSR LTR	TYPE OF INSURANCE	ADDL INSD	SUBR WVD	POLICY NUMBER	POLICY EFF (MM/DD/YYYY)	POLICY EXP (MM/DD/YYYY)	LIMITS	
A	[X] COMMERCIAL GENERAL LIABILITY [ ] CLAIMS-MADE [X] OCCUR GEN'L AGGREGATE LIMIT APPLIES PER: [X] POLICY [ ] PRO-JECT [ ] LOC [ ] OTHER:	Y		42-HBL-150434-03	07/01/2025	07/01/2027	EACH OCCURRENCE DAMAGE TO RENTED PREMISES (Ea occurrence) MED EXP (Any one person) PERSONAL & ADV INJURY GENERAL AGGREGATE PRODUCTS - COMP/OP AGG	$ 10,000,000 $ 100,000 $ $ 10,000,000 $ 10,000,000 $ 10,000,000
B	AUTOMOBILE LIABILITY [X] ANY AUTO [ ] OWNED AUTOS ONLY [ ] SCHEDULED AUTOS [ ] HIRED AUTOS ONLY [ ] NON-OWNED AUTOS ONLY	Y		AS5-691-480889-025	10/01/2025	10/01/2026	COMBINED SINGLE LIMIT (Ea accident) BODILY INJURY (Per person) BODILY INJURY (Per accident) PROPERTY DAMAGE (Per accident)	$ 2,000,000 $ $ $
	[ ] UMBRELLA LIAB [ ] OCCUR [ ] EXCESS LIAB [ ] CLAIMS-MADE [ ] DED [ ] RETENTION $						EACH OCCURRENCE AGGREGATE	$ $
B	WORKERS COMPENSATION AND EMPLOYERS' LIABILITY ANYPROPRIETOR/PARTNER/EXECUTIVE OFFICER/MEMBER EXCLUDED? Y / N: No (Mandatory in NH) If yes, describe under DESCRIPTION OF OPERATIONS below	N / A		WA5-69D-480889-015	10/01/2025	10/01/2026	[X] PER STATUTE [ ] OTH-ER E.L. EACH ACCIDENT E.L. DISEASE - EA EMPLOYEE E.L. DISEASE - POLICY LIMIT	 $ 1,000,000 $ 1,000,000 $ 1,000,000

DESCRIPTION OF OPERATIONS / LOCATIONS / VEHICLES (ACORD 101, Additional Remarks Schedule, may be attached if more space is required)

This Voids and Replaces Previously Issued Certificate Dated 02/18/2026 WITH ID: W43977899.

RE: Site Development Permit for Highbury Club

The Village of Buffalo Grove, and its elected and appointed officers, officials, agents, and employees are included as Additional Insured as respects to General Liability and Auto Liability.

CERTIFICATE HOLDER

Village of Buffalo Grove
50 Raupp Boulevard
Buffalo Grove, IL 60089

CANCELLATION

SHOULD ANY OF THE ABOVE DESCRIBED POLICIES BE CANCELLED BEFORE THE EXPIRATION DATE THEREOF, NOTICE WILL BE DELIVERED IN ACCORDANCE WITH THE POLICY PROVISIONS.

AUTHORIZED REPRESENTATIVE

© 1988-2025 ACORD CORPORATION. All rights reserved.

ENDORSEMENT

This endorsement, effective 12:01AM: **02/17/2026**
Forms a part of Policy No.: **42-HBL-150434-03**
Issued to: **M/I Homes, Inc.**
By: **National Fire & Marine Insurance Company**

ADDITIONAL INSURED – OWNERS, LESSEES OR CONTRACTORS – COMPLETED OPERATIONS

THIS ENDORSEMENT CHANGES THE POLICY. PLEASE READ IT CAREFULLY.

This endorsement modifies insurance provided under the following:

COMMERCIAL GENERAL LIABILITY POLICY
PRODUCTS/COMPLETED OPERATIONS LIABILITY POLICY
HOMEBUILDER LIABILITY INSURANCE POLICY

SCHEDULE

Name Of Additional Insured Person(s) Or Organization(s)	Location And Description Of Completed Operations
The Village of Buffalo Grove, and its elected and appointed officers, officials, agents, and employees	50 Raupp Boulevard Buffalo Grove, IL 60089
Information required to complete this Schedule, if not shown above, will be shown in the Declarations.	

A. Section II – Who Is An Insured is amended to include as an additional insured the person(s) or organization(s) shown in the Schedule, but only with respect to liability for "bodily injury" or "property damage" caused, in whole or in part, by "your work" at the location designated and described in the Schedule of this endorsement performed for that additional insured and included in the "products-completed operations hazard".

However:

1. The insurance afforded to such additional insured only applies to the extent permitted by law; and
2. If coverage provided to the additional insured is required by a contract or agreement, the insurance afforded to such additional insured will not be broader than that which you are required by the contract or agreement to provide for such additional insured.

© Insurance Services Office, Inc., 2012

B. With respect to the insurance afforded to these additional insureds, the following is added to **Section III – Limits Of Insurance:**

If coverage provided to the additional insured is required by a contract or agreement, the most we will pay on behalf of the additional insured is the amount of insurance:

1. Required by the contract or agreement; or

2. Available under the applicable Limits of Insurance shown in the Declarations;

whichever is less.

This endorsement shall not increase the applicable Limits of Insurance shown in the Declarations.

All other terms and conditions of this policy remain unchanged.

© Insurance Services Office, Inc., 2012

ENDORSEMENT

This endorsement, effective 12:01AM: **02/17/2026**
Forms a part of Policy No.: **42-HBL-150434-03**
Issued to: **M/I Homes, Inc.**
By: **National Fire & Marine Insurance Company**

ADDITIONAL INSURED – OWNERS, LESSEES OR CONTRACTORS – SCHEDULED PERSON OR ORGANIZATION

THIS ENDORSEMENT CHANGES THE POLICY. PLEASE READ IT CAREFULLY.

This endorsement modifies insurance provided under the following:

COMMERCIAL GENERAL LIABILITY POLICY
PRODUCTS/COMPLETED OPERATIONS LIABILITY POLICY
HOMEBUILDER LIABILITY INSURANCE POLICY

SCHEDULE

Name Of Additional Insured Person(s) Or Organization(s):	Location(s) Of Covered Operations
The Village of Buffalo Grove, and its elected and appointed officers, officials, agents, and employees	50 Raupp Boulevard Buffalo Grove, IL 60089
Information required to complete this Schedule, if not shown above, will be shown in the Declarations.	

A. **Section II – Who Is An Insured** is amended to include as an additional insured the person(s) or organization(s) shown in the Schedule, but only with respect to liability for "bodily injury", "property damage" or "personal and advertising injury" caused, in whole or in part, by:

1. Your acts or omissions; or

2. The acts or omissions of those acting on your behalf;

in the performance of your ongoing operations for the additional insured(s) at the location(s) designated above.

However:

1. The insurance afforded to such additional insured only applies to the extent permitted by law; and

2. If coverage provided to the additional insured is required by a contract or agreement, the insurance afforded to such additional insured will not be broader than that which you are required by the contract or agreement to provide for such additional insured.

B. With respect to the insurance afforded to these additional insureds, the following additional exclusions apply:

This insurance does not apply to "bodily injury" or "property damage" occurring after:

© Insurance Services Office, Inc., 2012

1. All work, including materials, parts or equipment furnished in connection with such work, on the project (other than service, maintenance or repairs) to be performed by or on behalf of the additional insured(s) at the location of the covered operations has been completed; or

2. That portion of "your work" out of which the injury or damage arises has been put to its intended use by any person or organization other than another contractor or subcontractor engaged in performing operations for a principal as a part of the same project.

C. With respect to the insurance afforded to these additional insureds, the following is added to **Section III – Limits Of Insurance:**

If coverage provided to the additional insured is required by a contract or agreement, the most we will pay on behalf of the additional insured is the amount of insurance:

1. Required by the contract or agreement; or

2. Available under the applicable Limits of Insurance shown in the Declarations;

whichever is less.

This endorsement shall not increase the applicable Limits of Insurance shown in the Declarations.

All other terms and conditions of this policy remain unchanged.

© Insurance Services Office, Inc., 2012

THIS ENDORSEMENT CHANGES THE POLICY. PLEASE READ IT CAREFULLY.

DESIGNATED INSURED FOR COVERED AUTOS LIABILITY COVERAGE

This endorsement modifies insurance provided under the following:

AUTO DEALERS COVERAGE FORM
BUSINESS AUTO COVERAGE FORM
MOTOR CARRIER COVERAGE FORM

With respect to coverage provided by this endorsement, the provisions of the Coverage Form apply unless modified by the endorsement.

This endorsement identifies person(s) or organization(s) who are "insureds" for Covered Autos Liability Coverage under the Who Is An Insured provision of the Coverage Form. This endorsement does not alter coverage provided in the Coverage Form.

SCHEDULE

Name Of Person(s) Or Organization(s):
The Village of Buffalo Grove, and its elected and appointed officers, officials, agents, and employees 50 Raupp Boulevard Buffalo Grove, IL 60089
Information required to complete this Schedule, if not shown above, will be shown in the Declarations.

Each person or organization shown in the Schedule is an "insured" for Covered Autos Liability Coverage, but only to the extent that person or organization qualifies as an "insured" under the Who Is An Insured provision contained in Paragraph **A.1.** of Section **II -** Covered Autos Liability Coverage in the Business Auto and Motor Carrier Coverage Forms and Paragraph **D.2.** of Section **I -** Covered Autos Coverages of the Auto Dealers Coverage Form.

© Insurance Services Office, Inc., 2011

ENDORSEMENT

This endorsement, effective 12:01AM: **07/01/2025**
Forms a part of Policy Number: **42-HBL-150434-03**
Issued to: **M/I Homes, Inc.**
Issued by: **National Fire & Marine Insurance Company**

90 DAY NOTICE OF NONRENEWAL

THIS ENDORSEMENT CHANGES THE POLICY. PLEASE READ IT CAREFULLY.

This endorsement modifies insurance provided under the following:

HOMEBUILDER LIABILITY INSURANCE POLICY

The following is added to **SECTION IV – CONDITIONS, A. General Policy Conditions:**

If we intend not to renew this Policy, we will mail or deliver to the first named insured at the address shown in the Declarations, and to its authorized insurance broker, not less than ninety (90) days' advance written notice of our intention to do so, which mailing or delivery will be sufficient to prove notice.

The first named insured will act on behalf of all other insured regarding receipt of notice of nonrenewal.

All other terms and conditions of this policy remain unchanged.

Includes copyrighted material of Insurance Services Office, Inc., with its permission.

HIGHBURY CLUB

DEVELOPMENT IMPROVEMENT AGREEMENT

EXHIBIT F

TEMPORARY SIGNAGE PLAN

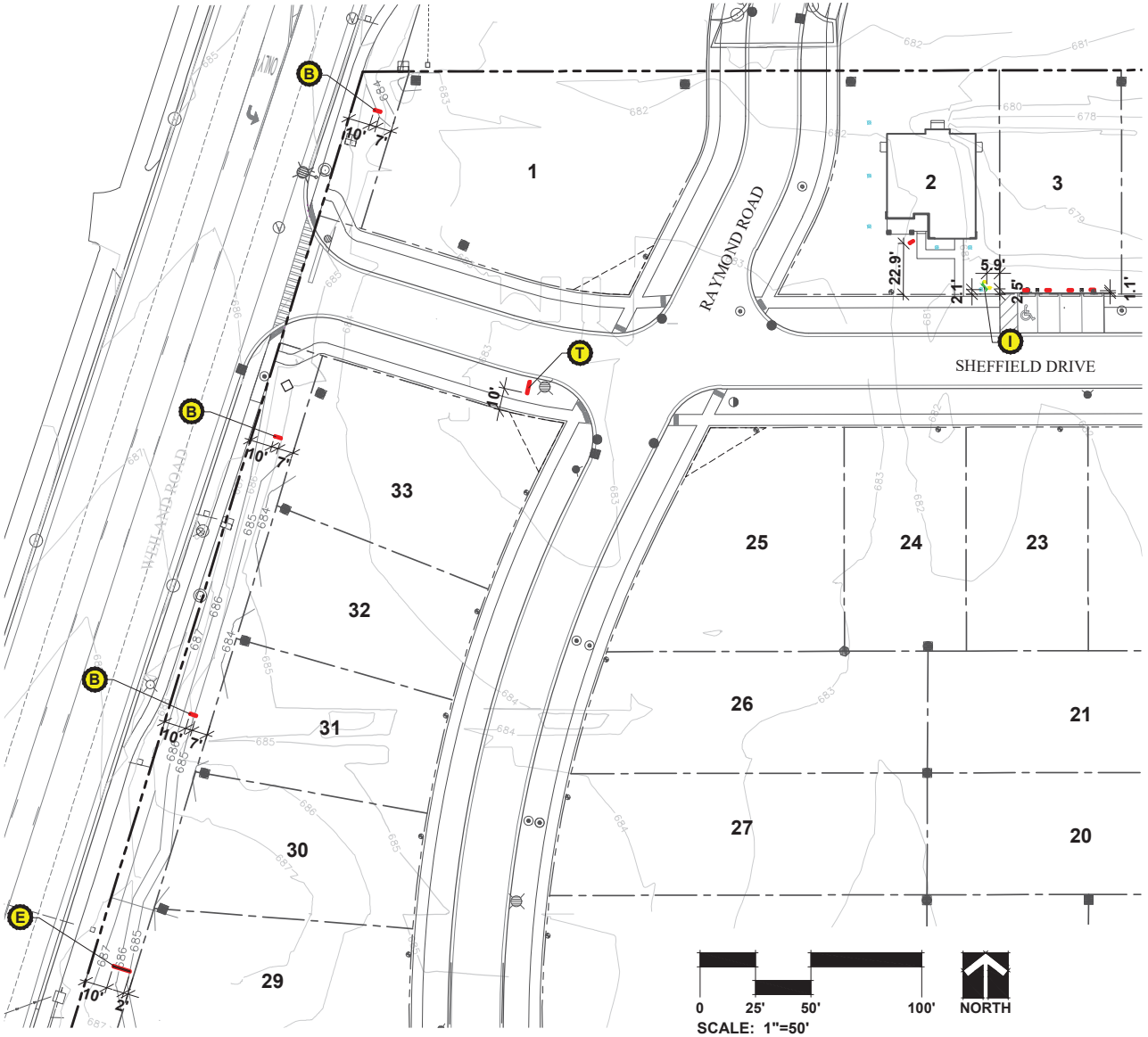

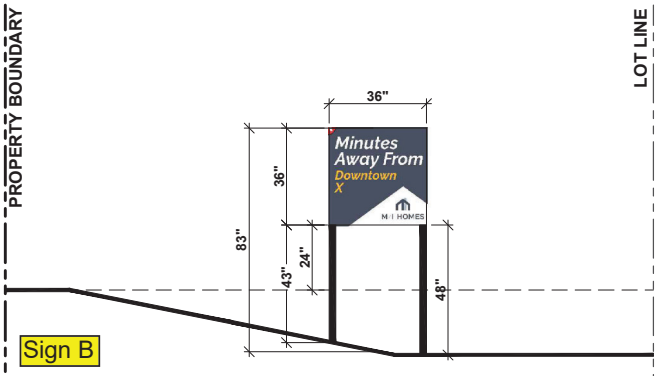

Sign B

BURMA SHAVE SIGN ELEVATION



Sign E

ENTRANCE MARKETING SIGN ELEVATION

MODEL SIGNAGE EXHIBIT

HIGHBURY CLUB
BUFFULO GROVE, ILLINOIS

2/24/2026

GARY R. WEBER ASSOCIATES, INC.
LAND PLANNING
ECOLOGICAL CONSULTING
LANDSCAPE ARCHITECTURE
WWW.GRWAINC.COM

L:\Projects\MI24252\Acad\MI24252_G03_01 Model EX.dwg



P PARKING SIGN
NOT TO SCALE



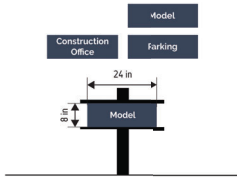

MP MODEL PLACARD SIGN
NOT TO SCALE

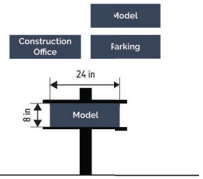

SP SALES PLACARD SIGN
NOT TO SCALE



T TALL MARKETING SIGN
NOT TO SCALE

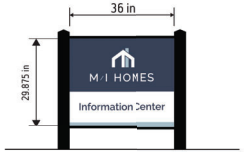



I MODEL INFO CENTER SIGN W/ 2 FLAGPOLES
NOT TO SCALE







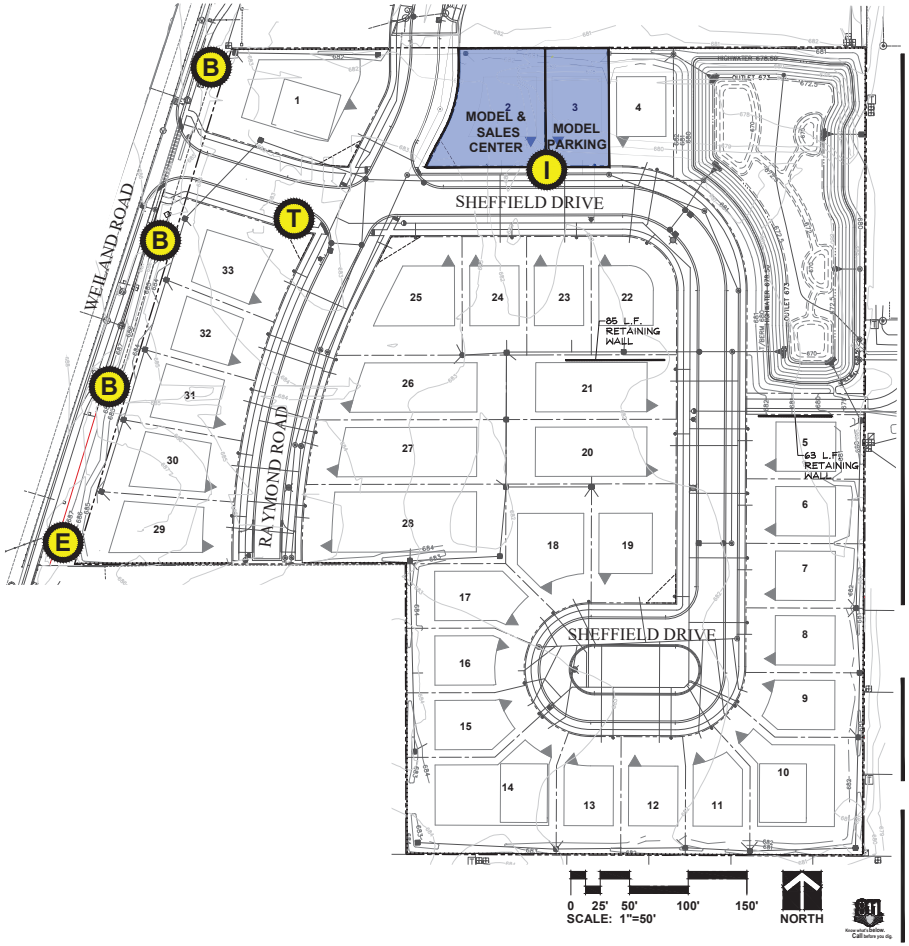

GARY R. WEBER ASSOCIATES, INC.
LAND PLANNING
ECOLOGICAL CONSULTING
LANDSCAPE ARCHITECTURE
402 W. LIBERTY DRIVE
WHEATON, ILLINOIS 60187
PHONE: 630.668.7197
www.grwainc.com

CLIENT
M/I HOMES
2135 CITY GATE LANE, SUITE 620
NAPERVILLE, ILLINOIS 60563

CIVIL ENGINEER
PEARSON BROWN & ASSOC.
1850 W. WINCHESTER ROAD, SUITE 205
LIBERTYVILLE, IL 60048

HIGHBURY CLUB
BUFFALO GROVE, ILLINOIS

MODEL SIGNAGE PLAN

REVISIONS	
04	11.20.2025
03	10.24.2025
02	10.10.2025
01	10.02.2025

DATE	07.23.2025
PROJECT NO.	MI24252
DRAWN	MNW
CHECKED	DHS
SHEET NO.	L4.1

MODEL PLANT LIST

Key	Qty	Botanical/Common Name	Size	Remarks
		ORNAMENTAL TREES		
RJ	1	Malus 'Jeuelcole' RED JEWEL CRABAPPLE	8' Ht.	Multi-Stem
		DECIDUOUS SHRUBS		
FG	6	Fothergilla gardenii DWARF FOTHERGILLA	30" Tall	3' O.C.
HJ	10	Hydrangea paniculata 'Jane' LITTLE LIME HYDRANGEA	36" Tall	4' O.C.
HP	9	Hydrangea paniculata 'SMHPLQF' LITTLE QUICK FIRE HYDRANGEA	30" Tall	3' O.C.
SM	1	Syringa meyeri 'Palibin' DWARF KOREAN LILAC	36" Tall	4' O.C.
VJ	2	Viburnum x juddii JUDD VIBURNUM	36" Tall	4' O.C.
		EVERGREEN SHRUBS		
BG	10	Buxus 'Green Gem' GREEN GEM BOXWOOD	24" Wide	2' O.C.
JK	18	Juniperus chinensis 'Daub's Frosted' DAUB'S FROSTED JUNIPER	30" Wide	4' O.C.
		PERENNIALS AND ORNAMENTAL GRASSES		
CN	15	Calamintha nepeta ssp. nepeta LESSER CALAMINT	#1	18" O.C.
GX	20	Geranium sanguineum 'Max Frei'. MAX FREI BLOODY CRANESBILL	#1	18" O.C.
HG	29	Hemerocallis 'Going Bananas' GOING BANANAS DAYLILY	#1	18" O.C.
LB	29	Leucanthemum superbum 'Banana Cream II' BANANA CREAM II SHASTA DAISY	#1	18" O.C.
SY	12	Salvia nemerosa 'May Night' MAY NIGHT SALVIA	#1	18" O.C.
SS	18	Schizachyrium scoparium 'Prairie Blues' PRAIRIE BLUES LITTLE BLUESTEM	#1	24" O.C.
		GROUNDCOVERS		
EF	53	Euonymus fortunei var. 'Coloratus' PURPLE WINTERCREEPER	#1	12" O.C.
		MISC. MATERIALS		
	6.4	SHREDDED HARDWOOD MULCH	C.Y.	
	450	SOD	S.Y.	
	0.11	TURF SEED & BLANKET	AC.	
	9	UPLIGHTS	EA.	
	2	POST LIGHT	EA.	

LEGEND

- (I) INFO CENTER SIGN W/2 FLAGPOLES — NOT TO SCALE
- (P) PARKING SIGN — NOT TO SCALE
- (MP) MODEL PLACARD SIGN — NOT TO SCALE
- (SP) SALES PLACARD SIGN — NOT TO SCALE
- UPLIGHT
- COACHLIGHT

GENERAL NOTES

1. Contractor shall verify underground utility lines and is responsible for any damage.
2. Contractor shall verify all existing conditions in the field prior to construction and shall notify landscape architect of any variance.
3. Material quantities shown are for contractors convenience only. The Contractor must verify all material and supply sufficient materials to complete the job per plan.
4. The landscape architect reserves the right to inspect trees and shrubs either at place of growth or at site before planting, for compliance with requirements of variety, size and quality.
5. Work shall conform to American Standard for Nursery Stock, State of Illinois Horticultural Standards, and Local Municipal requirements.
6. Contractor shall secure and pay for all permits, fees, and inspections necessary for the proper execution of this work and comply with all codes applicable to this work.
7. See General Conditions and Specifications for landscape work for additional requirements.
8. Irrigation will be installed to cover the whole lot.

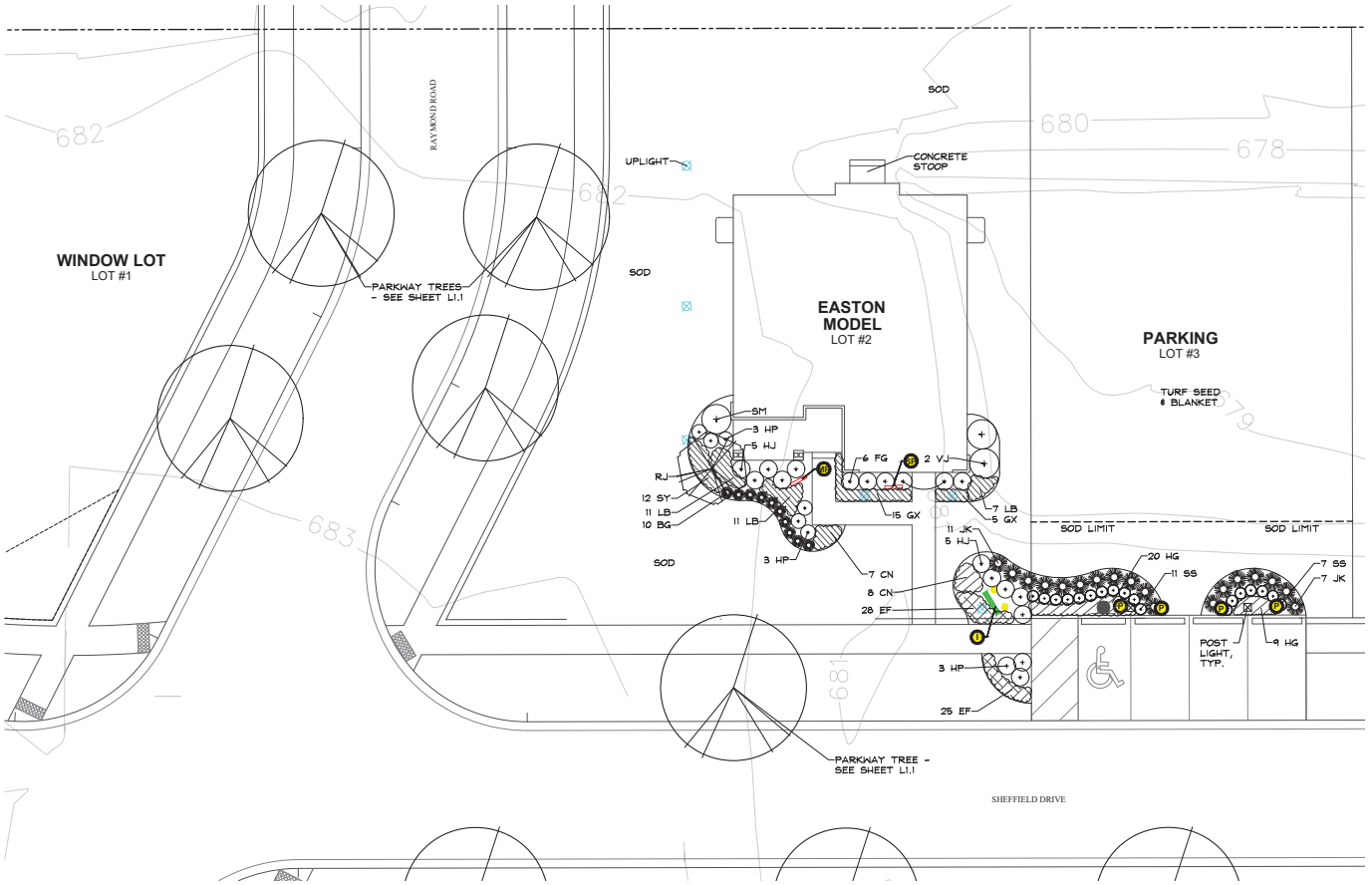

MODEL LANDSCAPE PLAN

SCALE: 1"=10'

0 5' 10' 20' 30'

NORTH

GARY R. WEBER ASSOCIATES, INC.
LAND PLANNING
ECOLOGICAL CONSULTING
LANDSCAPE ARCHITECTURE
402 W. LIBERTY DRIVE
WHEATON, ILLINOIS 60187
PHONE: 630.668-7197
www.grwainc.com

CLIENT
M/I HOMES
2135 CITY GATE LANE, SUITE 620
NAPERVILLE, ILLINOIS 60563

CIVIL ENGINEER
PEARSON BROWN & ASSOC.
1850 W. WINCHESTER ROAD, SUITE 205
LIBERTYVILLE, IL 60048

HIGHBURY CLUB

BUFFALO GROVE, ILLINOIS

MODEL LANDSCAPE PLAN

04	11.20.2025
03	10.24.2025
02	10.10.2025
01	10.02.2025

REVISIONS

DATE	07.23.2025
PROJECT NO.	MI24252
DRAWN	MNW
CHECKED	DHS
SHEET NO.	L4.2

FINAL PLAT OF RESUBDIVISION
HIGHBURY CLUB

BEING A RESUBDIVISION OF PART OF THE WEST HALF OF THE SOUTHEAST QUARTER OF SECTION 33, TOWNSHIP 43 NORTH, RANGE 11 EAST OF THE THIRD PRINCIPAL MERIDIAN, IN THE VILLAGE OF BUFFALO GROVE, LAKE COUNTY, ILLINOIS.

TOTAL AREA OF RESUBDIVISION

374,432 SQUARE FEET OR 8.596 ACRES, MORE OR LESS.

PERMANENT INDEX NUMBER:
P.I.N.# 15-33-402-111
P.I.N.# 15-33-402-112
P.I.N.# 15-33-402-128

NOTE: SHEET 1 FOR BOUNDARY AND UNDERLYING PARCELS & EASEMENTS ONLY. SEE FOLLOWING SHEETS FOR PARTICULARS.

LEGEND

P.U.&D.E. PUBLIC UTILTY & DRAINAGE EASEMENT
PROPERTY/LOT LINES & PROPOSED LOT LINES
ADJOINING PROPERTY/LOT LINES
PROPOSED EASEMENT LINES
EXISTING EASEMENT LINES
R.O.W. RIGHT-OF-WAY (PUBLIC)

0 40' 80'
SCALE: 1" = 40'

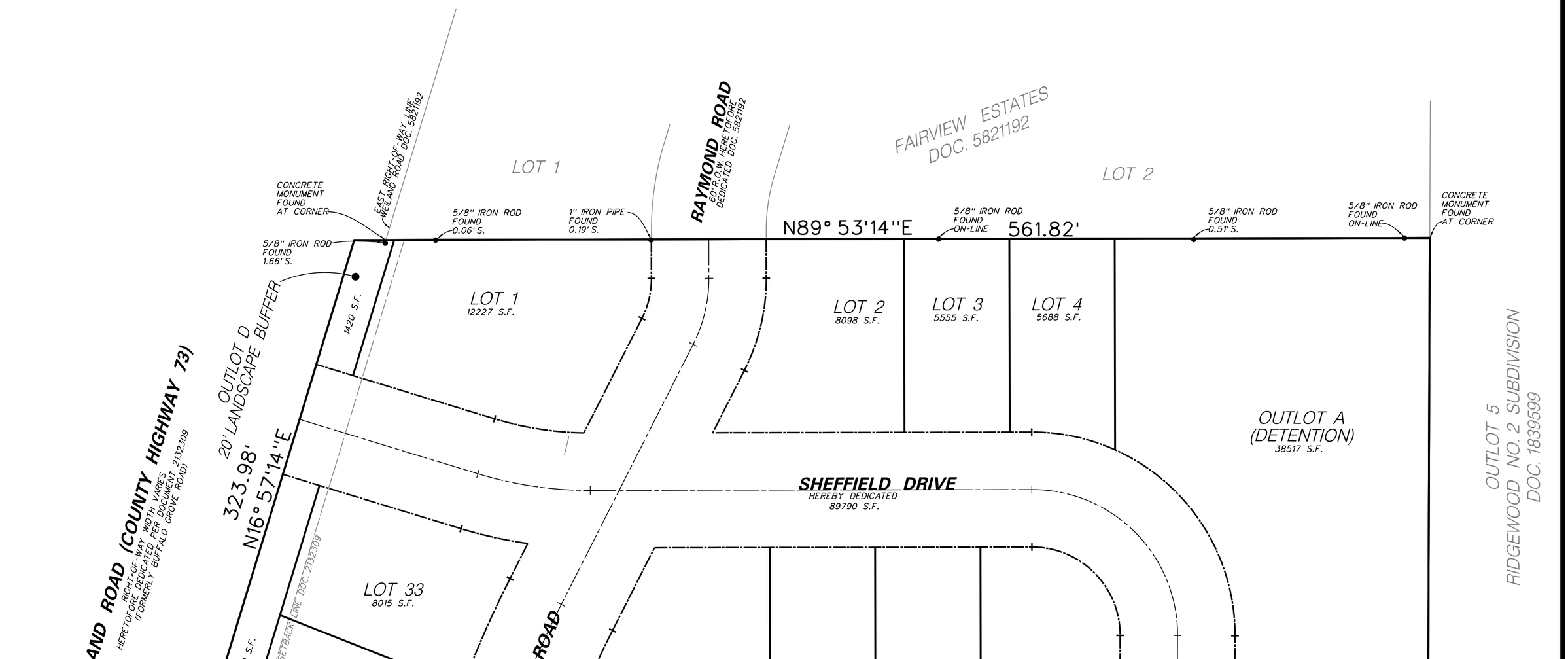

GENERAL NOTES:

1. ALL DIMENSIONS ARE GIVEN IN FEET AND DECIMAL PARTS THEREOF.
2. DIMENSIONS ALONG CURVES ARE ARC DISTANCES.
3. COMPARE DEED DESCRIPTION AND SITE CONDITIONS WITH THE DATA GIVEN ON THIS PLAT AND REPORT ANY DISCREPANCIES TO THE SURVEYOR AT ONCE.
4. NO DIMENSIONS SHALL BE DERIVED FROM SCALE MEASUREMENT.
5. (R) = RECORD DIMENSION
6. IRON PIPES (5/8" DIA. x 24" LENGTH) WILL BE SET AT ALL LOT CORNERS, UNLESS NOTED OTHERWISE, UPON COMPLETION OF CONSTRUCTION.
7. BEARINGS BASED UPON STATE PLANE COORDINATES ILLINOIS EAST ZONE.
8. ALL EASEMENTS ARE HEREBY GRANTED UNLESS NOTED OTHERWISE.
9. P.U.& D.E. = PUBLIC UTILITY & DRAINAGE EASEMENT HEREBY GRANTED UNLESS NOTED OTHERWISE. SEE PROVISIONS CONTAINED HEREIN.
10. OUTLOTS TO BE OWNED AND MAINTAINED BY THE HOMEOWNER'S ASSOCIATION (HOA) UNLESS NOTED OTHERWISE, PURSUANT TO SEPARATELY RECORDED DECLARATIONS.
11. ALL STREET RIGHT-OF-WAY NOTED ON THE PLAT AS HEREBY DEDICATED ARE HEREBY DEDICATED, CONVEYED, AND TRANSFERRED TO THE VILLAGE OF BUFFALO GROVE FOR PUBLIC RIGHT-OF-WAY PURPOSES UNLESS NOTED OTHERWISE.

PREPARED FOR:
M/I HOMES OF CHICAGO, LLC
2135 CITY GATE LANE, SUITE 620
NAPERVILLE, IL 60563

SEND TAX BILL TO:
M/I HOMES OF CHICAGO, LLC
2135 CITY GATE LANE, SUITE 620
NAPERVILLE, IL 60563

Thomson Surveying Ltd.
9575 W. Higgins Road, Suite 850
Rosemont, IL. 60018
TEL:(847)318-9790
FAX:(847)318-9792
wlutz@thomsonltd.com

CLIENT:
M/I HOMES OF CHICAGO, LLC
2135 CITY GATE LANE, SUITE 620
NAPERVILLE, ILLINOIS 60563

NO.	DATE		CHKD.
3	2-24-26	VILLAGE COMMENTS FEB. 20, 2026	
2	11-24-25	VILLAGE COMMENT LOT WIDTH @ B.S.L.	
1	11-17-25	VILLAGE COMMENTS	

DSGN.		
DWN.	JWG	
CHKD.	DMS	
SCALE:	1" = 40'	
DATE:	8-27-25	

TITLE:
FINAL PLAT OF RESUBDIVISION
HIGHBURY CLUB
BUFFALO GROVE, ILLINOIS

PROJECT NO. 5694
SHEET 1 OF 3
DRAWING NO. 5694 PLAT OF SUB.DGN

FINAL PLAT OF RESUBDIVISION HIGHBURY CLUB

PERMANENT INDEX NUMBER:
P.I.N.# 15-33-402-111
P.I.N.# 15-33-402-112
P.I.N.# 15-33-402-128

LOT AREA SUMMARY TABLE

LOT	SQ. FT.
1	12227
2	8098
3	5555
4	5688
5	5555
6	5555
7	5555
8	5558
9	5406
10	10881
11	5438
12	5523
13	5467
14	11916
15	5616
16	5392
17	6275
18	6934
19	7306
20	7972
21	7971
22	6899
23	5555
24	5555
25	8599
26	8441
27	9136
28	11683
29	7251
30	6439
31	5946
32	5837
33	8015
OUTLOT A	38517
OUTLOT B	1818
OUTLOT C	6579
OUTLOT D	1420

(NOT TO SCALE)

TYPICAL LOT DETAIL

UNLESS NOTED OTHERWISE

B.S.L. = BUILDING SETBACK LINE
P.U.D.E. = PUBLIC UTILITY & DRAINAGE EASEMENT

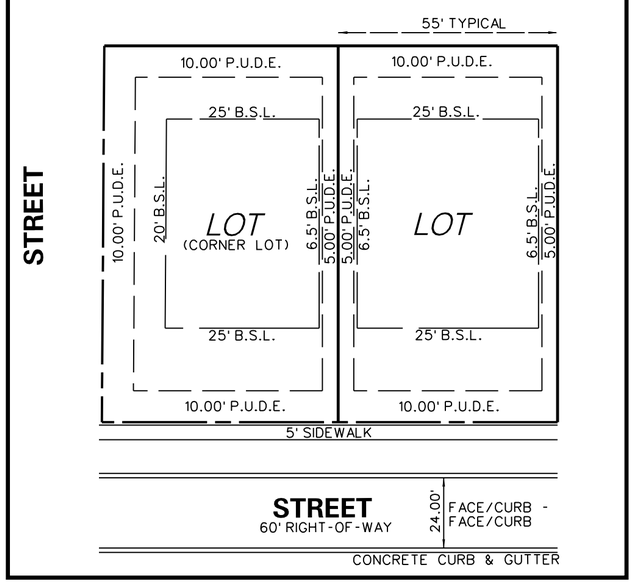

OUTLOT B /BIKE PATH DETAIL

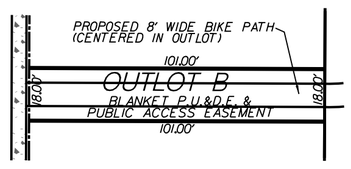

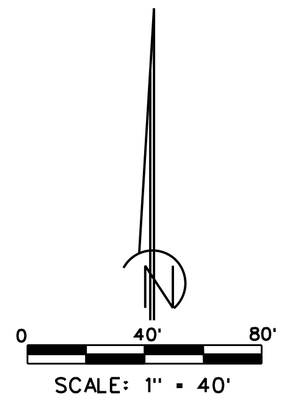

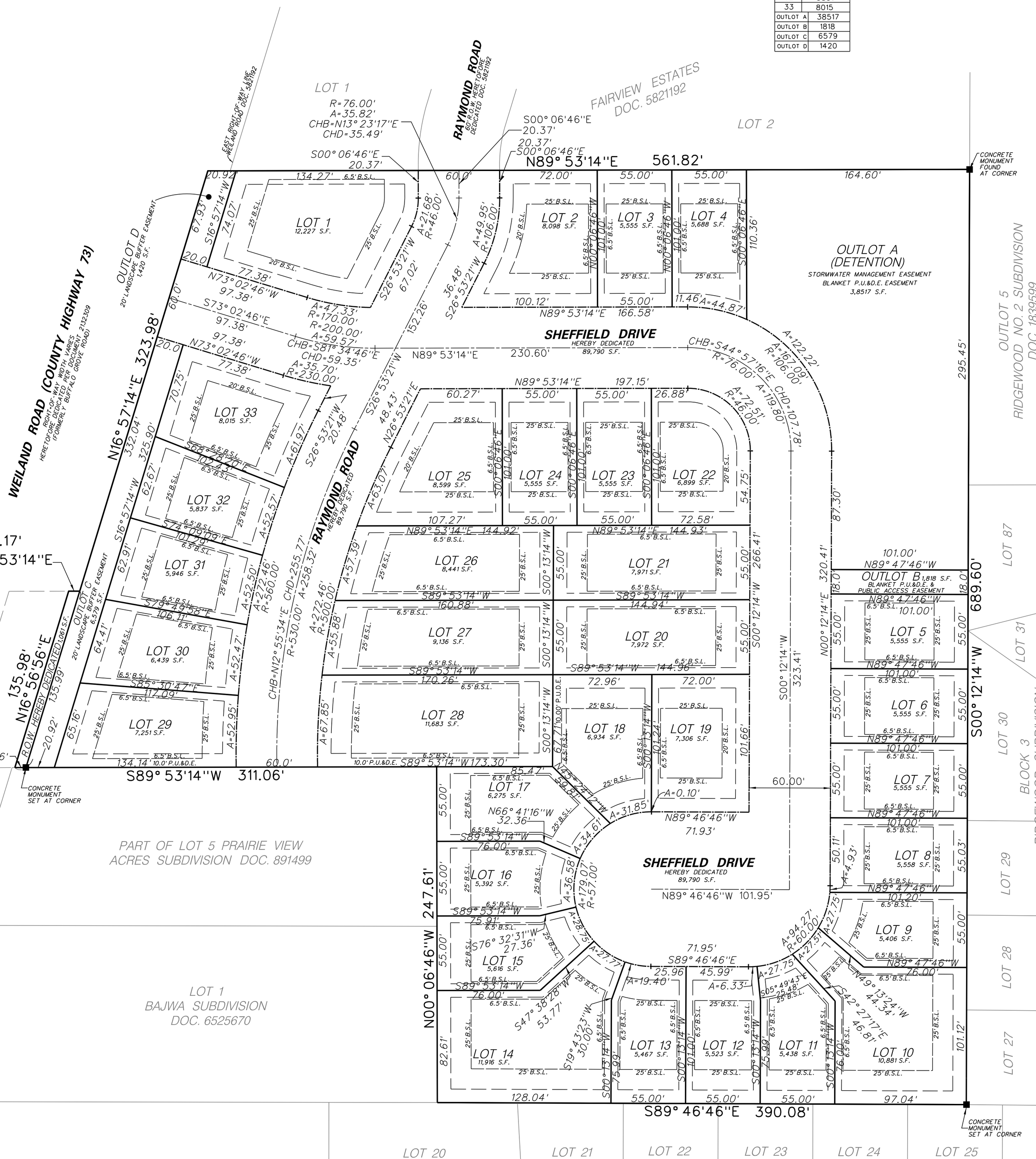

LEGEND

P.U.&D.E. PUBLIC UTILTY & DRAINAGE EASEMENT
PROPERTY/LOT LINES & PROPOSED LOT LINES
ADJOINING PROPERTY/LOT LINES
PROPOSED EASEMENT LINES
EXISTING EASEMENT LINES
R.O.W. RIGHT-OF-WAY (PUBLIC)
B.S.L. BUILDING SETBACK LINE

Thomson Surveying Ltd.
9575 W. Higgins Road, Suite 850
Rosemont, IL. 60018
TEL:(847)318-9790
FAX:(847)318-9792
wlutz@thomsonltd.com

CLIENT:
MI HOMES OF CHICAGO, LLC
2135 CITY GATE LANE, SUITE 620
NAPERVILLE, ILLINOIS 60563

NO.	DATE		CHKD.
3	2-24-26	VILLAGE COMMENTS FEB. 20, 2026	
2	11-24-25	VILLAGE COMMENT LOT WIDTH @ B.S.L.	
1	11-17-25	VILLAGE COMMENTS	

DSGN.		
DWN.	JWG	
CHKD.	DMS	
SCALE:	1" = 40'	
DATE:	8-27-25	

TITLE:
FINAL PLAT OF RESUBDIVISION
HIGHBURY CLUB
BUFFALO GROVE, ILLINOIS

PROJECT NO. 5694
SHEET 2 OF 3
DRAWING NO. 5694 PLAT OF SUB.DGN

FINAL PLAT OF RESUBDIVISION
HIGHBURY CLUB

PERMANENT INDEX NUMBER:
P.I.N.# 15-33-402-111
P.I.N.# 15-33-402-112
P.I.N.# 15-33-402-128

OWNER'S CERTIFICATE

STATE OF ILLINOIS)
) SS
COUNTY OF _____)

THIS IS TO CERTIFY THAT _____ IS THE OWNER OF THE PROPERTY DESCRIBED ON THE ANNEXED PLAT AND HAS CAUSED THE SAME TO BE SURVEYED AND SUBDIVIDED AS INDICATED THEREON, FOR THE USES AND PURPOSES THEREIN SET FORTH, AND DOES HEREBY ACKNOWLEDGE AND ADOPT THE SAME UNDER THE STYLE AND TITLE THEREON INDICATED.

THE UNDERSIGNED HEREBY DEDICATES FOR PUBLIC USE THE LANDS SHOWN ON THIS PLAT FOR THOROUGHFARES, STREETS AND PUBLIC SERVICES, AND HEREBY ALSO RESERVES FOR THE VILLAGE OF BUFFALO GROVE, AMERITECH, NICOR, COMCAST, AND THE COMMONWEALTH EDISON COMPANY, THE EASEMENT PROVISIONS WHICH ARE STATED ON THEIR STANDARD FORM WHICH IS ATTACHED HERETO.

ALSO, THIS IS TO CERTIFY THAT THE PROPERTY BEING SUBDIVIDED AFORESAID AND, TO THE BEST OF OWNER'S KNOWLEDGE AND BELIEF, SAID SUBDIVISION LIES ENTIRELY WITHIN THE LIMITS OF SCHOOL DISTRICTS;

APTAKISIC-TRIPP CCSD 102
ADLAI E STEVENSON HSD 125

DATED THIS ____ DAY OF _____ , A.D. 20_____ .

SIGNED: _____

_____
PRINTED NAME AND TITLE

ADDRESS:

_____

_____

_____

SURVEYOR'S CERTIFICATE

STATE OF ILLINOIS)
) SS
COUNTY OF COOK)

THIS IS TO CERTIFY THAT THE FOLLOWING DESCRIBED PROPERTY WAS SURVEYED AND SUBDIVIDED BY WE, THOMSON SURVEYING LTD., ILLINOIS PROFESSIONAL DESIGN FIRM NUMBER 184-002768, IN THE STATE AND COUNTY AFORESAID, UNDER THE SUPERVISION OF DAVID M. SPORINA, AN ILLINOIS PROFESSIONAL LAND SURVEYOR, AND THE PLAT HEREON DRAWN IS A CORRECT REPRESENTATION OF SAID SURVEY AND SUBDIVISION. ALL DISTANCES ARE SHOWN IN FEET AND DECIMALS THEREOF.

LOT 1 IN SCHWABEN CENTER SUBDIVISION, BEING A SUBDIVISION OF PART OF LOT 5 IN PRAIRIE VIEW ACRES, BEING A SUBDIVISION OF PART OF THE WEST HALF OF THE SOUTHEAST QUARTER OF SECTION 33, TOWNSHIP 43 NORTH, RANGE 11 EAST OF THE THIRD PRINCIPAL MERIDIAN, ACCORDING TO THE PLAT THEREOF RECORDED SEPTEMBER 24, 1981 AS DOCUMENT NUMBER 2132309, IN LAKE COUNTY, ILLINOIS. LESS AND EXCEPT THAT PART TAKEN BY THE DEPARTMENT OF TRANSPORTATION IN CASE 17ED33 AS DISCLOSED BY AGREED FINAL ORDER RECORDED AS DOCUMENT 7526357.

ALSO

THAT PART OF LOT 5 LYING SOUTH OF THE NORTH 80 RODS IN PRAIRIE VIEW ACRES BEING A SUBDIVISION IN THE NORTHWEST QUARTER OF THE SOUTHWEST QUARTER OF SECTION 13, TOWNSHIP 43 NORTH, RANGE 11 EAST OF THE THIRD PRINCIPAL MERIDIAN IN LAKE COUNTY ILLINOIS EXCEPT THE WEST 430.12 FEET THEREOF.

ALSO

(LEGAL FROM COMMITMENT NO. NCS-1243857-CHI2)
THAT PART OF LOT 5 IN PRAIRIE VIEW ACRES, BEING A SUBDIVISION OF PART OF THE EAST 60 RODS OF THE NORTH 80 RODS OF THE WEST HALF OF THE SOUTHEAST QUARTER OF SECTION 33, TOWNSHIP 43 NORTH, RANGE 11 EAST OF THE THIRD PRINCIPAL MERIDIAN, ACCORDING TO THE PLAT THEREOF RECORDED DECEMBER 9, 1955 AS DOCUMENT NUMBER 891499, IN BOOK 1405 OF RECORDS, PAGE 196, DESCRIBED AS FOLLOWS: COMMENCING AT A POINT ON THE WESTERLY LINE OF SAID LOT 5, 323.98 FEET SOUTHWESTERLY OF THE NORTHWEST CORNER OF SAID LOT, THENCE EAST PARALLEL WITH THE NORTH LINE OF SAID LOT 5, 315.10 FEET, THENCE SOUTH 130.00 FEET, THENCE WEST PARALLEL TO SAID NORTH LINE, 355.01 FEET TO A POINT ON THE WESTERLY LINE OF SAID LOT 5, WHICH IS 135.99 FEET SOUTHWESTERLY OF THE PLACE OF BEGINNING AND THENCE NORTHWESTERLY (SIC) ALONG SAID WESTERLY LINE, 135.99 FEET TO THE POINT OF BEGINNING, IN LAKE COUNTY, ILLINOIS:

EXCEPTING THEREFROM: THAT PART CONVEYED TO THE LAKE COUNTY DIVISION OF TRANSPORTATION DESCRIBED AS FOLLOWS:

COMMENCING AT THE NORTHWEST CORNER OF SAID LOT 5; THENCE ON AN ILLINOIS COORDINATE SYSTEM NAD 83(2007) EAST ZONE BEARING OF SOUTH 16 DEGREES 57 MINUTES 49 SECONDS WEST ALONG THE WESTERLY LINE OF SAID LOT 5, A DISTANCE OF 323.86 FEET (323.98 FEET, RECORDED) TO THE NORTHWEST CORNER OF SAID GRANTOR ACCORDING TO DEED IN TRUST RECORDED JULY 14, 1975 AS DOCUMENT NUMBER 1717879 AND THE POINT OF BEGINNING; THENCE NORTH 89 DEGREES 52 MINUTES 52 SECONDS EAST ALONG THE NORTH LINE OF GRANTOR ACCORDING TO SAID DEED IN TRUST, A DISTANCE OF 43.94 FEET TO A POINT 2.00 FEET NORMALLY DISTANT EASTERLY RIGHT OF WAY LINE OF WEILAND ROAD RECORDED DECEMBER 9, 1955 AS DOCUMENT NUMBER 891499; THENCE SOUTH 16 DEGREES 57 MINUTES 49 SECONDS WEST ALONG A LINE 2.00 FEET NORMALLY DISTANT EASTERLY OF AND PARALLEL WITH THE SAID EASTERLY RIGHT OF WAY LINE OF WEILAND ROAD, A DISTANCE OF 136.14 FEET TO THE SOUTH LINE OF THE GRANTOR ACCORDING TO SAID DEED IN TRUST; THENCE SOUTH 89 DEGREES 52 MINUTES 52 SECONDS WEST ALONG THE SOUTH LINE OF THE GRANTOR ACCORDING TO SAID DEED IN TRUST, A DISTANCE OF 43.94 FEET TO THE WESTERLY LINE OF SAID LOT 5; THENCE NORTH 16 DEGREES 57 MINUTES 49 SECONDS EAST ALONG THE WESTERLY LINE OF SAID LOT 5, A DISTANCE OF 136.14 FEET (135.99 FEET, RECORDED) TO THE POINT OF BEGINNING.

SAID PROPERTY CONTAINS 374,432 SQUARE FEET OR 8.596 ACRES, MORE OR LESS.

WE FURTHER CERTIFY THAT UPON COMPLETION OF CONSTRUCTION, IDENTIFIED CONCRETE MONUMENTS WILL BE SET, AND IRON RODS WILL BE PLACED AT ALL LOTS CORNERS AND POINTS OF CHANGE IN ALIGNMENTS, ACCORDING TO THE PLAT ACT AS AMENDED.

WE FURTHER CERTIFY THAT THE PROPERTY IS LOCATED IN ZONE X, AREAS OF MINIMAL FLOOD HAZARD AS DETERMINED BY SCALE MEASUREMENT UPON THE FEDERAL EMERGENCY MANAGEMENT AGENCY'S FLOOD INSURANCE RATE MAP NO. 17097C0262K, MAP REVISED SEPTEMBER 18, 2013

WE FURTHER CERTIFY THAT THE PROPERTY AS DESCRIBED ON THE ANNEXED PLAT LIES WITHIN THE CORPORATE LIMITS OF THE VILLAGE OF BUFFALO GROVE, ILLINOIS, WHICH HAS ADOPTED A COMPREHENSIVE PLAN AND WHICH IS EXERCISING THE SPECIAL POWERS AUTHORIZED BY DIVISION 12 OF ARTICLE II OF THE ILLINOIS MUNICIPAL CODE AS HERETOFORE AND HERETOAFTER AMENDED.

WE FURTHER CERTIFY THAT ALL REGULATIONS ENACTED BY THE LAKE COUNTY BOARD RELATIVE TO PLATS AND SUBDIVISIONS HAVE BEEN COMPLIED WITH.

GIVEN UNDER MY HAND AND SEAL AT ROSEMONT, ILLINOIS
THIS 5TH DAY OF MARCH A.D., 2026

_____
DAVID M. SPORINA
ILLINOIS PROFESSIONAL LAND SURVEYOR NO. 3394
MY LICENSE EXPIRES NOVEMBER 30, 2026
DESIGN FIRM LICENSE EXPIRES APRIL 30, 2027

COUNTY CLERK CERTIFICATE

STATE OF ILLINOIS)
) SS
COUNTY OF LAKE)

I, _____, COUNTY CLERK OF LAKE COUNTY, ILLINOIS, DO HEREBY CERTIFY THAT THERE ARE NO DELINQUENT GENERAL TAXES, UNPAID CURRENT GENERAL TAXES, DELINQUENT SPECIAL ASSESSMENTS OR UNPAID CURRENT SPECIAL ASSESSMENTS AGAINST ANY OF THE LAND INCLUDED IN THE DESCRIBED PROPERTY, I FURTHER CERTIFY THAT I HAVE RECEIVED ALL STATUTORY FEES IN CONNECTION WITH THE PLAT.

GIVEN MY HAND AND SEAL OF THE COUNTY CLERK OF LAKE COUNTY, ILLINOIS

DATED THIS ____ DAY OF _____ , 20_____ .

_____
LAKE COUNTY CLERK

NOTARY PUBLIC CERTIFICATE

STATE OF ILLINOIS)
) SS
COUNTY OF _____)

I, _____, A NOTARY PUBLIC IN AND FOR THE COUNTY AND STATE AFORESAID, DO HEREBY CERTIFY THAT

_____ , TITLE _____

OF _____ WHO IS PERSONALLY KNOWN TO ME TO BE THE SAME WHOSE NAME IS SUBSCRIBED TO THE FOREGOING CERTIFICATE, APPEARED BEFORE ME THIS DAY IN PERSON AND ACKNOWLEDGED THAT HE/SHE DID SIGN AND DELIVER THIS INSTRUMENT AS A FREE AND VOLUNTARY ACT FOR THE USES AND PURPOSES HEREIN SET FORTH.

GIVEN UNDER MY HAND AND NOTORIAL SEAL

THIS ____ DAY OF _____ , A.D. 20_____ .

_____
NOTARY PUBLIC

SURFACE WATER DRAINAGE CERTIFICATE

STATE OF ILLINOIS)
) SS
COUNTY OF _____)

TO THE BEST OF OUR KNOWLEDGE AND BELIEF THE DRAINAGE OF SURFACE WATERS WILL NOT BE CHANGED BY THE CONSTRUCTION OF THIS SUBDIVISION OR ANY PART THEREOF, OR, THAT IF SUCH SURFACE WATER DRAINAGE WILL BE CHANGED, REASONABLE PROVISION HAS BEEN MADE FOR COLLECTION AND DIVERSION OF SUCH SURFACE WATERS INTO PUBLIC AREAS, OR DRAINS WHICH WILL BE PLANNED FOR IN ACCORDANCE WITH GENERALLY ACCEPTED ENGINEERING PRACTICES SO AS TO REDUCE THE LIKELIHOOD FOR DAMAGE TO THE ADJOINING PROPERTY BECAUSE OF THE CONSTRUCTION OF THE SUBDIVISION.

DATED THIS ____ DAY OF _____ , A.D. 20 ____ .

_____
OWNER OR ATTORNEY

_____
PRINTED NAME

_____
ILLINOIS PROFESSIONAL ENGINEER

_____
PRINTED NAME

SURVEYOR'S PERMISSION TO RECORD

STATE OF ILLINOIS)
) SS
COUNTY OF COOK)

WE, THOMSON SURVEYING, LIMITED, ILLINOIS PROFESSIONAL DESIGN FIRM NUMBER 184-002768, IN ACCORDANCE WITH PA87-0705 (THE PLAT ACT) DO HEREBY GRANT PERMISSION TO THE VILLAGE OF BUFFALO GROVE TO RECORD SAID FINAL PLAT OF SUBDIVISION AT THE OFFICE OF THE WILL COUNTY RECORDER OF DEEDS.

GIVEN UNDER MY HAND AND SEAL THIS _____ DAY OF _____,2026.

_____
DAVID M. SPORINA
ILLINOIS PROFESSIONAL LAND SURVEYOR NO. 3394
MY LICENSE EXPIRES NOVEMBER 30, 2026
DESIGN FIRM LICENSE EXPIRES APRIL 30, 2027

CORPORATE AUTHORITY'S CERTIFICATE

STATE OF ILLINOIS)
) SS
COUNTY OF LAKE)
COUNTY OF COOK)

APPROVED AND ACCEPTED BY THE PRESIDENT AND BOARD OF TRUSTEES OF THE VILLAGE OF BUFFALO GROVE, COOK AND LAKE COUNTIES, ILLINOIS, AT A MEETING HELD

THIS ____ DAY OF _____ , 20_____.

_____
VILLAGE PRESIDENT

_____
ATTEST: VILLAGE CLERK

PLAN COMMISSION'S CERTIFICATE

STATE OF ILLINOIS)
) SS
COUNTY OF LAKE)
COUNTY OF COOK)

APPROVED BY THE PLAN COMMISSION OF THE VILLAGE OF BUFFALO GROVE, COOK AND LAKE COUNTIES, ILLINOIS, AT A MEETING HELD

THIS ____ DAY OF _____ , 20_____.

_____
CHAIRMAN

_____
ATTEST: SECRETARY

VILLAGE COLLECTOR'S CERTIFICATE

STATE OF ILLINOIS)
) SS
COUNTY OF LAKE)
COUNTY OF COOK)

I HEREBY CERTIFY THAT I FIND NO DEFERRED INSTALLMENTS OF OUTSTANDING UNPAID SPECIAL ASSESSMENTS DUE TO AGAINST THE PROPERTY DESCRIBED IN THE PLAT HEREON DRAWN, BUFFALO GROVE, COOK AND LAKE COUNTIES,

DATED THIS ____ DAY OF _____ , 20_____.

_____
VILLAGE COLLECTOR

VILLAGE ENGINEER'S CERTIFICATE

STATE OF ILLINOIS)
) SS
COUNTY OF LAKE)
COUNTY OF COOK)

APPROVED BY THE VILLAGE ENGINEER OF THE VILLAGE OF BUFFALO GROVE, COOK AND LAKE COUNTIES, DATED THIS ____ DAY OF _____ , 20_____.

_____
VILLAGE ENGINEER

PUBLIC ACCESS EASEMENT

A PERMANENT EASEMENT IS HEREBY GRANTED FOR THE PURPOSE OF PEDESTRIAN AND BICYCLE ACCESS TO, FROM AND OVER OUTLOT B IN THIS SUBDIVISION FOR THE USE AND BENEFIT OF THE PUBLIC, OWNERS AND OCCUPANTS.

20' LANDSCAPE BUFFER EASEMENT PROVISIONS (OUTLOTS C & D)

A PERMANENT AND PERPETUAL EASEMENT IS HEREBY GRANTED ON, UNDER AND ABOVE THOSE AREAS AS IDENTIFIED AS "LANDSCAPE BUFFER EASEMENT" ON THIS PLAT OF SUBDIVISION. THE EASEMENT SHALL RUN TO THE BENEFIT OF THE HOMEOWNERS ASSOCIATION FOR THE SUBDIVISION (THE "ASSOCIATION"), ITS SUCCESSORS AND ASSIGNS, TO MAINTAIN, INSPECT, REPAIR, AND REPLACE CERTAIN LANDSCAPE IMPROVEMENTS LOCATED WITHIN THE EASEMENT AREA. THE ASSOCIATION SHALL BE SOLELY RESPONSIBLE FOR THE MAINTENANCE, REPAIR AND REPLACEMENT OF ALL TREES AND SHRUBS LOCATED IN THE LANDSCAPE EASEMENT AREA.

IN THE EVENT THE VILLAGE OF BUFFALO GROVE (THE "VILLAGE") DETERMINES, IN ITS SOLE AND ABSOLUTE DISCRETION, THAT MAINTENANCE OF THE LANDSCAPE MATERIALS OR RELATED IMPROVEMENTS IS NOT PERFORMED AT ANY TIME, THE VILLAGE, AFTER THIRTY (30) DAYS PRIOR WRITTEN NOTICE TO THE ASSOCIATION, MAY, BUT SHALL NOT BE OBLIGATED TO, ENTER UPON THE EASEMENT AREA FOR THE PURPOSE OF PERFORMING MAINTENANCE WORK ON AND TO THE LANDSCAPE IMPROVEMENTS.

IN THE EVENT THE VILLAGE SHALL CAUSE TO BE PERFORMED ANY WORK PURSUANT TO THESE PARAGRAPHS, THE VILLAGE SHALL HAVE THE RIGHT TO CHARGE THE ASSOCIATION AN AMOUNT SUFFICIENT TO DEFRAY THE ENTIRE COST OF SUCH WORK OR ACTION, INCLUDING ADMINISTRATIVE COSTS, EITHER BEFORE OR AFTER SUCH COST IS INCURRED. IF THE AMOUNT SO CHARGED IS NOT PAID BY THE ASSOCIATION WITHIN THIRTY (30) DAYS FOLLOWING A DEMAND IN WRITING BY THE VILLAGE FOR SUCH PAYMENT, SUCH CHARGE, TOGETHER WITH INTEREST AND COSTS OF COLLECTION, SHALL BE A LIEN UPON THE LANDSCAPE EASEMENT AREA AND ALL LOTS WITHIN THIS SUBDIVISION AND THE VILLAGE SHALL HAVE THE RIGHT TO COLLECT SUCH CHARGE, WITH INTEREST AND COSTS, AND TO ENFORCE SUCH LIEN AS IN FORECLOSURE PROCEEDINGS AS PERMITTED BY LAW.

NOTHING IN THESE PARAGRAPHS SHALL BE CONSTRUED TO CONSTITUTE A PUBLIC USE EASEMENT OR A DEDICATION OF ANY PORTION OF THE LANDSCAPE EASEMENT AREA TO, OR AN ACCEPTANCE THEREOF BY, THE VILLAGE.

STORMWATER MANAGEMENT EASEMENT PROVISIONS (OUTLOT A):

A NON-EXCLUSIVE PERPETUAL EASEMENT IS HEREBY RESERVED AND GRANTED TO THE VILLAGE OF BUFFALO GROVE AND THE LAKE COUNTY STORMWATER MANAGEMENT COMMISSION IN, OVER, UNDER, THROUGH, AND UPON THOSE AREAS DESIGNATED ON THE PLAT AS "STORMWATER MANAGEMENT EASEMENT" FOR PURPOSE OF PROVIDING ADEQUATE STORMWATER DRAINAGE FACILITIES, TOGETHER WITH REASONABLE ACCESS THERETO. SAID EASEMENT SHALL BE PERPETUAL AND SHALL RUN WITH THE LAND AND SHALL BE BINDING UPON THE PROPERTY OWNER, ITS SUCCESSORS, HEIRS, EXECUTORS AND ASSIGNS ("PROPERTY OWNER"), NO ACTION SHALL BE TAKEN WHICH WOULD PROHIBIT, IMPEDE, OR UNREASONABLY DELAY, BLOCK, RE-ROUTE, DIMINISH, OR ENCROACH OR RENDER INEFFECTIVE, IN ANY MANNER OR FORM, THE RIGHTS OR THE EXERCISE OF THE RIGHTS AS CONFERED HEREIN. THE RESERVATION AND THE RIGHTS AS CONFERRED HEREIN SHALL BE OVER THE ENTIRE AREA DESIGNATED ON THIS PLAT AND SHALL TAKE PRECEDENT OVER ANY AND ALL OTHER EASEMENT OR EASEMENTS OR LAND ENCUMBRANCES THAT MAY BE CONFERRED BY THIS PLAT INCLUDING SPECIFICALLY, BUT WITHOUT LIMITATION, ANY OTHER BLANKET EASEMENTS PROVIDED FOR THIS PLAT NOTHING SHALL BE CONSTRUCTED OR PLACED WITHIN, ABOVE, OR OVERHEAD WITHOUT THE WRITTEN PERMISSION OF THE VILLAGE OF BUFFALO GROVE.
OWNER SHALL REMAIN RESPONSIBLE FOR THE MAINTENANCE OF THE STORMWATER MANAGEMENT AREAS AND APPURTENANCES, IN ACCORDANCE WITH THE MAINTENANCE PLAN(S) APPROVED WITH THE WATERSHED DEVELOPMENT PERMIT. IN THE EVENT AN OBSTRUCTION OR ALTERATIONS ARE FOUND TO EXIST IN THE EASEMENT AREAS, OR IF THE PROPERTY OWNER OTHERWISE FAILS TO PROPERLY MAINTAIN THE STORMWATER FACILITIES AND EASEMENTS OR CHANGES THE CHARACTER OF THE STORMWATER EASEMENT AREAS, THE VILLAGE SHALL UPON SEVENTY-TWO (72) HOURS PRIOR NOTICE TO THE PROPERTY OWNER, HAVE THE RIGHT, BUT NOT THE DUTY, TO PERFORM, OR HAVE PERFORMED ON ITS BEHALF, ANY MAINTENANCE WORK TO OR UPON THE STORMWATER EASEMENT AREAS OR TO REMOVE SAID OBSTRUCTIONS OR ALTERATIONS OR TO PERFORM OTHER MAINTENANCE, REPAIR, ALTERATION OR REPLACEMENT AS MAY REASONABLY BE NECESSARY TO ENSURE THAT ADEQUATE STORMWATER STORAGE AND DRAINAGE FACILITIES, AND APPURTENANCES THERETO, REMAIN FULLY OPERATIONAL AND THAT THE CONDITION OF SAID FACILITIES AND EASEMENTS COMPLY WITH ALL APPLICABLE THE VILLAGE CODE AND LAKE COUNTY CODE. SAID REMOVAL OF ANY OBSTRUCTIONS OR ALTERATIONS OR ANY SUCH MAINTENANCE OF THE STORMWATER EASEMENT AREAS, INCLUDING ALL REASONABLE ENGINEERING, CONSULTING AND ATTORNEY'S FEES AND COSTS ("WORK") SHALL BE AT THE PROPERTY OWNER'S EXPENSE. IN THE EVENT OF AN EMERGENCY SITUATION, AS DETERMINED BY THE VILLAGE, THE VILLAGE SHALL HAVE THE IMMEDIATE RIGHT, BUT NOT THE DUTY, TO PROCEED WITHOUT NOTICE TO THE PROPERTY OWNER TO CONDUCT ANY WORK. IN THE EVENT THE VILLAGE SHALL BE REQUIRED TO PERFORM, OR HAVE PERFORMED ON ITS BEHALF, ANY WORK TO OR UPON THE STORMWATER EASEMENT AREAS, OR ANY REMOVAL OR ALTERATION AS AFORESAID, THE COST OF THE WORK SHALL BE A LIEN UPON THE PROPERTY IF NOT PREVIOUSLY REIMBURSED BY THE PROPERTY OWNER. THE PROPERTY OWNER SHALL BE REQUIRED TO RESTORE THE STORMWATER EASEMENT AREA UPON THE COMPLETION OF ANY WORK BY THE VILLAGE.

EASEMENT PROVISIONS

AN EASEMENT FOR SERVING THE SUBDIVISION AND OTHER PROPERTY WITH ELECTRIC AND COMMUNICATION SERVICE IS HEREBY RESERVED FOR AND GRANTED TO

COMMONWEALTH EDISON COMPANY
AND
AT&T COMMUNICATIONS, GRANTEES,

THEIR RESPECTIVE LICENSEES, SUCCESSORS AND ASSIGNS JOINTLY AND SEVERALLY, TO CONSTRUCT, OPERATE, REPAIR, MAINTAIN, MODIFY, RECONSTRUCT, REPLACE, SUPPLEMENT, RELOCATE AND REMOVE, FROM TIME TO TIME, POLES, GUYS, ANCHORS, WIRES, CABLES, CONDUITS, MANHOLES, TRANSFORMERS, PEDESTALS, EQUIPMENT CABINETS OR OTHER FACILITIES USED IN CONNECTION WITH OVERHEAD AND UNDERGROUND TRANSMISSION AND DISTRIBUTION OF ELECTRICITY, COMMUNICATIONS, SOUNDS AND SIGNALS IN, OVER, UNDER, ACROSS, ALONG AND UPON THE SURFACE OF THE PROPERTY SHOWN WITHIN THE DASHED OR DOTTED LINES (OR SIMILAR DESIGNATION) ON THE PLAT AND MARKED "EASEMENT", "UTILITY EASEMENT", "PUBLIC UTILITY EASEMENT", "P.U.D.E" (OR SIMILAR DESIGNATION), THE PROPERTY DESIGNATED IN THE DECLARATION OF CONDOMINIUM AND/OR ON THIS PLAT AS "COMMON ELEMENTS", AND THE PROPERTY DESIGNATED ON THE PLAT AS "COMMON AREA OR AREAS", AND THE PROPERTY DESIGNATED ON THE PLAT FOR STREETS AND ALLEYS, WHETHER PUBLIC OR PRIVATE, TOGETHER WITH THE RIGHTS TO INSTALL REQUIRED SERVICE CONNECTIONS OVER OR UNDER THE SURFACE OF EACH LOT AND COMMON AREA OR AREAS TO SERVE IMPROVEMENTS THEREON, OR ON ADJACENT LOTS, AND COMMON AREA OR AREAS, THE RIGHT TO CUT, TRIM OR REMOVE TREES, BUSHES, ROOTS AND SAPLINGS AND TO CLEAR OBSTRUCTIONS FROM THE SURFACE AND SUBSURFACE AS MAY BE REASONABLY REQUIRED INCIDENT TO THE RIGHTS HEREIN GIVEN, AND THE RIGHT TO ENTER UPON THE SUBDIVIDED PROPERTY FOR ALL SUCH PURPOSES. OBSTRUCTIONS SHALL NOT BE PLACED OVER GRANTEES' FACILITIES OR IN, UPON OR OVER THE PROPERTY WITHIN THE DASHED OR DOTTED LINES (OR SIMILAR DESIGNATION) MARKED "EASEMENT", "UTILITY EASEMENT", "PUBLIC UTILITY EASEMENT", "P.U.E" (OR SIMILAR DESIGNATION) WITHOUT THE PRIOR WRITTEN CONSENT OF GRANTEES. AFTER INSTALLATION OF ANY SUCH FACILITIES, THE GRADE OF THE SUBDIVIDED PROPERTY SHALL NOT BE ALTERED IN A MANNER SO AS TO INTERFERE WITH THE PROPER OPERATION AND MAINTENANCE THEREOF.

THE TERM "COMMON ELEMENTS" SHALL HAVE THE MEANING SET FORTH FOR SUCH TERM IN THE "CONDOMINIUM PROPERTY ACT", CHAPTER 765 ILCS 605/2(C), AS AMENDED FROM TIME TO TIME.

THE TERM "COMMON AREA OR AREAS" IS DEFINED AS A LOT, PARCEL OR AREA OF REAL PROPERTY, THE BENEFICIAL USE AND ENJOYMENT OF WHICH IS RESERVED IN WHOLE OR AS AN APPORTIONMENT TO THE SEPARATELY OWNED LOTS, PARCELS OR AREAS WITHIN THE PLANNED DEVELOPMENT, EVEN THOUGH SUCH BE OTHERWISE DESIGNATED ON THE PLAT BY TERMS SUCH AS "OUTLOTS", "COMMON ELEMENTS", "OPEN SPACE", "OPEN AREA", "COMMON GROUND", "PARKING" AND "COMMON AREA". THE TERM "COMMON AREA OR AREAS", AND "COMMON ELEMENTS" INCLUDE REAL PROPERTY SURFACED WITH INTERIOR DRIVEWAYS AND WALKWAYS, BUT EXCLUDES REAL PROPERTY PHYSICALLY OCCUPIED BY A BUILDING, SERVICE BUSINESS DISTRICT OR STRUCTURES SUCH AS A POOL, RETENTION POND OR MECHANICAL EQUIPMENT.

RELOCATION OF FACILITIES WILL BE DONE BY GRANTEES AT COST OF THE GRANTOR/LOT OWNER, UPON WRITTEN REQUEST.

EASEMENT PROVISIONS- OUTLOTS A & B

AN EASEMENT IS HEREBY RESERVED FOR AND GRANTED TO NORTHERN ILLINOIS GAS COMPANY, ITS SUCCESSORS AND ASSIGNS, TO INSTALL, OPERATE, MAINTAIN, REPAIR, REPLACE AND REMOVE FACILITIES USED IN CONNECTION WITH THE TRANSMISSION AND DISTRIBUTION OF NATURAL GAS IN, OVER, UNDER, ACROSS, ALONG AND UPON THE SURFACE OF THE PROPERTY SHOWN ON THIS PLAT MARKED P.U.D.E. AND STREETS AND ALLEYS, WHETHER PUBLIC OR PRIVATE, AND TO THE PROPERTY DESIGNATED IN THE DECLARATION OF CONDOMINIUM AND/OR ON THIS PLAT AS COMMON ELEMENTS, TOGETHER WITH THE RIGHT TO INSTALL REQUIRED SERVICE CONNECTIONS OVER OR UNDER THE SURFACE OF EACH LOT AND COMMON AREA OR AREAS TO SERVE IMPROVEMENTS THEREON OR ON ADJACENT LOTS AND COMMON AREA OR AREAS, AND TO SERVE OTHER PROPERTY, ADJACENT OR OTHERWISE, AND THE RIGHT TO REMOVE OBSTRUCTIONS, INCLUDING BUT NOT LIMITED TO TREES, BUSHES, ROOTS AND FENCES, AS MAY BE REASONABLY REQUIRED INCIDENT TO THE RIGHTS HEREIN GIVEN, AND THE RIGHT TO ENTER UPON THE PROPERTY FOR ALL SUCH PURPOSES. OBSTRUCTIONS SHALL NOT BE PLACED OVER GAS FACILITIES OR IN, UPON OR OVER THE PROPERTY WITHIN THE DESIGNATED P.U.D.E. OR UTILITY PURPOSES WITHOUT THE PRIOR WRITTEN CONSENT OF NORTHERN ILLINOIS GAS COMPANY. AFTER INSTALLATION OF ANY SUCH FACILITIES, THE GRADE OF THE PROPERTY SHALL NOT BE ALTERED IN A MANNER SO AS TO INTERFERE WITH THE PROPER OPERATION AND MAINTENANCE THEREOF.

NOTWITHSTANDING THE FOREGOING, OUTLOT B IS NOT DESIGNATED AS COMMON AREA OR COMMON ELEMENTS AND SHALL BE CONVEYED TO THE VILLAGE OF BUFFALO GROVE FOR OWNERSHIP AND MAINTENANCE.

THE TERM "COMMON ELEMENTS" SHALL HAVE THAT MEANING SET FORTH FOR SUCH TERM IN SECTION 605/2(E) OF THE "CONDOMINIUM PROPERTY ACT" (ILLINOIS COMPILED STATUTES, CH. 765, SEC. 605/2(E)), AS AMENDED FROM TIME TO TIME.

THE TERM "COMMON AREA OR AREAS" IS DEFINED AS A LOT, PARCEL OR AREA OF REAL PROPERTY INCLUDING ANY PROPERLY SURFACED WITH INTERIOR DRIVEWAYS AND WALKWAYS, THE BENEFICIAL USE AND ENJOYMENT OF WHICH IS RESERVED IN WHOLE AS AN APPURTENANCE TO THE SEPARATELY OWNED LOTS, PARCELS OR AREAS WITHIN THE PROPERTY, EVEN THOUGH SUCH AREAS MAY BE DESIGNATED ON THIS PLAT BY OTHER TERMS.

EASEMENTS APPROVED AND ACCEPTED

ACCEPTED: _____ DATE:_____
AT&T COMMUNICATIONS

ACCEPTED: _____ DATE:_____
COMMONWEALTH EDISON COMPANY

ACCEPTED: _____ DATE:_____
NORTHERN ILLINOIS GAS COMPANY

ACCEPTED: _____ DATE:_____
COMCAST COMMUNICATIONS

PUBLIC UTILITY & DRAINAGE EASEMENT PROVISIONS (PUDE & BLANKET PUDE) FOR OUTLOTS A & B:

AN EASEMENT FOR PURPOSES INCLUDING, BUT NOT LIMITED TO, WATER SUPPLY AND DISTRIBUTION, SEWERAGE, STORM SEWER AND DRAINAGE, AND STREET LIGHTING, IS HEREBY RESERVED FOR AND GRANTED TO THE VILLAGE OF BUFFALO GROVE, ITS SUCCESSORS AND ASSIGNS TO INSTALL, OPERATE, MAINTAIN, AND REMOVE, FROM TIME TO TIME, FACILITIES USED FOR PURPOSES INCLUDING, BUT NOT LIMITED TO, WATER SUPPLY AND DISTRIBUTION, SEWERAGE, STORM SEWER AND DRAINAGE, AND STREET LIGHTING IN, UNDER, ACROSS, ALONG AND UPON THE SURFACE OF THE PROPERTY SHOWN WITHIN THE DASHED LINES ON THE PLAT AND MARKED "PUDE" AND BLANKET PUDE" AND THE PROPERTY DESIGNATED ON THE PLAT FOR STREETS TOGETHER WITH THE RIGHT TO INSTALL REQUIRED SERVICE CONNECTIONS OVER OR UNDER THE SURFACE OF EACH LOT AND COMMON AREA OR AREAS TO SERVE IMPROVEMENTS THEREON, OR ON ADJACENT LOTS, AND COMMON AREA OR AREAS, THE RIGHT TO CUT, TRIM OR REMOVE TREES, BUSHES AND ROOTS AS MAY BE REASONABLY REQUIRED INCIDENT TO THE RIGHTS HEREIN GIVEN, AND THE RIGHT TO ENTER UPON THE SUBDIVIDED PROPERTY FOR ALL SUCH PURPOSES. OBSTRUCTIONS SHALL NOT BE PLACED OVER GRANTEES'S FACILITIES OR IN, UPON OR OVER THE PROPERTY WITHIN THE DASHED LINES MARKED "PUDE" AND "BLANKET PUDE" WITHOUT THE PRIOR WRITTEN CONSENT OF GRANTEES. AFTER INSTALLATION OF ANY SUCH FACILITIES, THE GRADE OF THE SUBDIVIDED PROPERTY SHALL NOT BE ALTERED IN A MANNER SO AS TO INTERFERE WITH THE PROPER OPERATION AND MAINTENANCE THEREOF.

EASEMENT PROVISIONS:

AN EASEMENT FOR SERVING THE SUBDIVISION AND OTHER PROPERTY WITH ELECTRIC SOUNDS AND SIGNALS AND COMMUNICATIONS SERVICE IS HEREBY RESERVED AND GRANTED TO

VILLAGE OF BUFFALO GROVE

ITS SUCCESSORS AND ASSIGNS, TO INSTALL, OPERATE, MAINTAIN AND REMOVE, FROM TIME TO TIME, FACILITIES USED IN CONNECTION WITH UNDERGROUND TRANSMISSION AND DISTRIBUTION OF ELECTRICITY, SOUNDS AND SIGNALS, INCLUDING BUT NOT LIMITED TO, TELEVISION, DATA AND RADIO SIGNALS AND COMMUNICATIONS IN, UNDER, ACROSS, ALONG AND UPON THE SURFACE OF THE PROPERTY SHOWN WITHIN THE DASHED LINES ON THE PLAT AND MARKED "PUDE" AND "BLANKET PUDE" AND THE PROPERTY DESIGNATED ON THE PLAT FOR STREETS TOGETHER WITH THE RIGHT TO INSTALL REQUIRED SERVICE CONNECTIONS UNDER THE SURFACE OF EACH LOT TO SERVE IMPROVEMENTS THEREON, THE RIGHT TO CUT, TRIM OR REMOVE TREES, BUSHES AND ROOTS AS MAY BE REASONABLY REQUIRED INCIDENT TO THE RIGHTS HEREIN GIVEN, AND THE RIGHT TO ENTER UPON THE SUBDIVIDED PROPERTY FOR ALL SUCH PURPOSES. OBSTRUCTIONS SHALL NOT BE PLACED OVER GRANTEE'S FACILITIES OR IN, UPON OR OVER THE PROPERTY WITHIN THE DASHED LINES MARKED "PUDE" AND "BLANKET PUDE" WITHOUT THE PRIOR WRITTEN CONSENT OF GRANTEES. AFTER INSTALLATION OF ANY SUCH FACILITIES, THE GRADE OF THE SUBDIVIDED PROPERTY SHALL NOT BE ALTERED IN A MANNER SO AS TO INTERFERE WITH THE PROPER OPERATION AND MAINTENANCE THEREOF.

NO.	DATE	NATURE OF REVISION	CHK'D.
3	2-24-26	VILLAGE COMMENTS FEB. 20, 2026	
2	11-24-25	VILLAGE COMMENT LOT WIDTH @ B.S.L.	
1	11-17-25	VILLAGE COMMENTS	

PROJECT NO. 5694
SHEET 3 OF 3
DRAWING NO. 5694 PLAT OF SUB.DGN

TITLE:
FINAL PLAT OF R

PLAT EASEMENT VACATION

EASEMENTS HEREBY VACATED, ABROGATED AND ABOLISHED

LEGEND

EASEMENT AREA HEREBY VACATED, ABROGATED AND ABOLISHED

10' PUBLIC UTILITY EASEMENTS SHOWN HEREON PER SCHWABEN CENTER SUBDIVISION RECORDED SEPTEMBER 24, 1981 AS DOCUMENT 2132309 HEREBY VACATED

LOT 1 IN SCHWABEN CENTER SUBDIVISION, BEING A SUBDIVISION OF PART OF LOT 5 IN PRAIRIE VIEW ACRES, BEING A SUBDIVISION OF PART OF THE WEST HALF OF THE SOUTHEAST QUARTER OF SECTION 33, TOWNSHIP 43 NORTH, RANGE 11 EAST OF THE THIRD PRINCIPAL MERIDIAN, ACCORDING TO THE PLAT THEREOF RECORDED SEPTEMBER 24, 1981 AS DOCUMENT NUMBER 2132309, IN LAKE COUNTY, ILLINOIS. LESS AND EXCEPT THAT PART TAKEN BY THE DEPARTMENT OF TRANSPORTATION IN CASE 17ED33 AS DISCLOSED BY AGREED FINAL ORDER RECORDED AS DOCUMENT 7526357.

0 40' 80'

SCALE: 1" = 40'

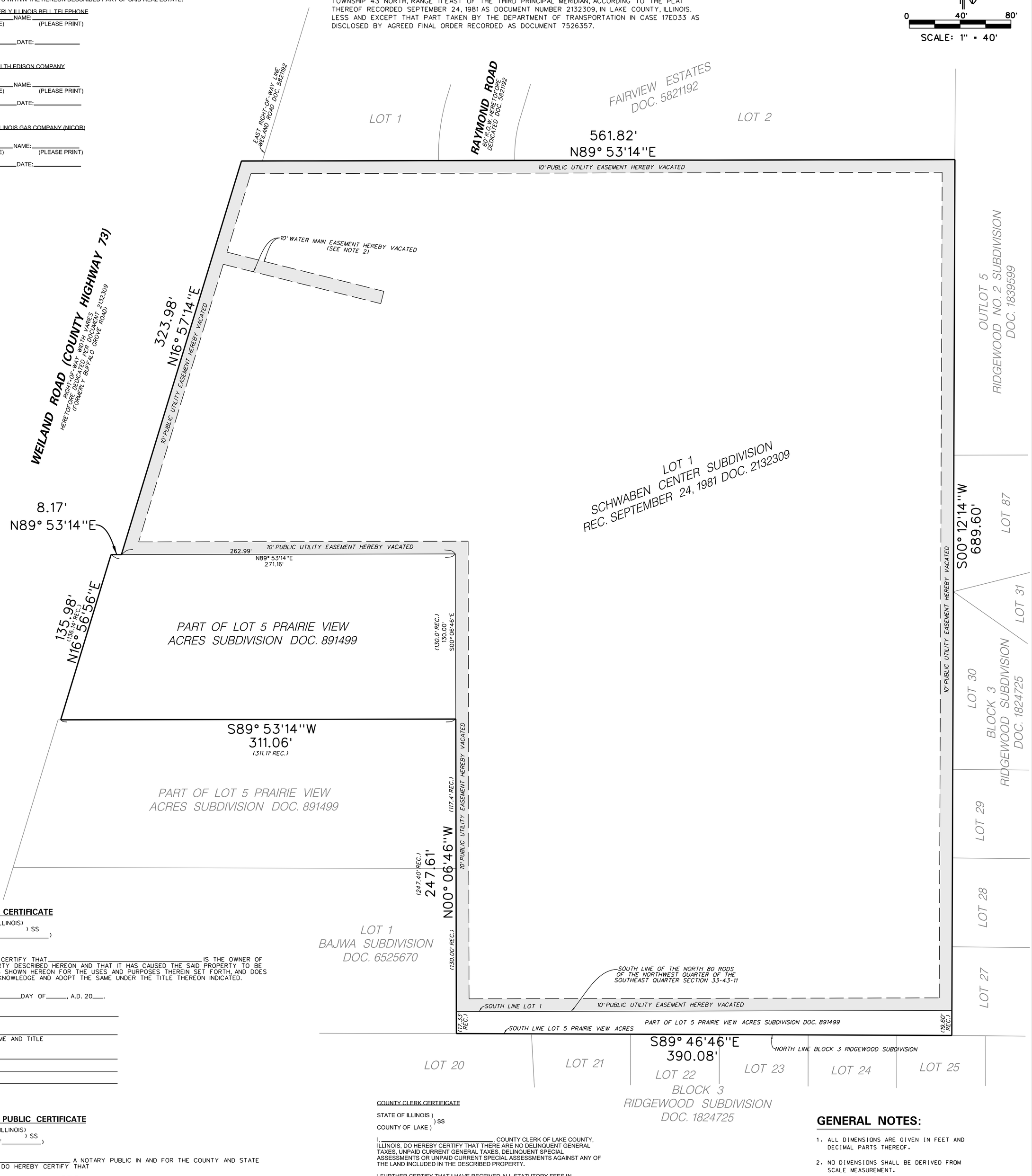

ABROGATION CERTIFICATE

THE UNDERSIGNED AUTHORIZED REPRESENTATIVES HEREBY RELEASE AND ABROGATE ALL UTILITY RIGHTS WITHIN THE HEREON DESCRIBED PART OF SAID REAL ESTATE.

AT&T - FORMERLY ILLINOIS BELL TELEPHONE
BY:_____NAME:_____
(SIGNATURE) (PLEASE PRINT)

TITLE:_____DATE:_____

COMMONWEALTH EDISON COMPANY

BY:_____NAME:_____
(SIGNATURE) (PLEASE PRINT)

TITLE:_____DATE:_____

NORTHERN ILLINOIS GAS COMPANY (NICOR)

BY:_____NAME:_____
(SIGNATURE) (PLEASE PRINT)

TITLE:_____DATE:_____

OWNER'S CERTIFICATE

STATE OF ILLINOIS)
) SS
COUNTY OF_____)

THIS IS TO CERTIFY THAT_____IS THE OWNER OF THE PROPERTY DESCRIBED HEREON AND THAT IT HAS CAUSED THE SAID PROPERTY TO BE PLATTED AS SHOWN HEREON FOR THE USES AND PURPOSES THEREIN SET FORTH, AND DOES HEREBY ACKNOWLEDGE AND ADOPT THE SAME UNDER THE TITLE THEREON INDICATED.

DATED THIS_____DAY OF_____, A.D. 20___.

SIGNED:_____

_____
PRINTED NAME AND TITLE

ADDRESS:
_____
_____
_____

NOTORY PUBLIC CERTIFICATE

STATE OF ILLINOIS)
) SS
COUNTY OF_____)

I,_____, A NOTARY PUBLIC IN AND FOR THE COUNTY AND STATE AFORESAID, DO HEREBY CERTIFY THAT

_____, TITLE _____

OF_____ WHO IS/ARE PERSONALLY KNOWN TO ME TO BE THE SAME WHOSE NAME(S) IS/ARE SUBSCRIBED TO THE FOREGOING CERTIFICATE, APPEARED BEFORE ME THIS DAY IN PERSON AND ACKNOWLEDGED THAT HE/SHE/THEY DID SIGN AND DELIVER THIS INSTRUMENT AS A FREE AND VOLUNTARY ACT FOR THE USES AND PURPOSES HEREIN SET FORTH.

GIVEN UNDER MY HAND AND NOTARIAL SEAL

THIS_____ DAY OF_____, A.D. 20___.

_____
NOTARY PUBLIC

VILLAGE BOARD

STATE OF ILLINOIS)
) SS
COUNTY OF LAKE)

APPROVED BY THE VILLAGE BOARD OF THE VILLAGE OF BUFFALO GROVE, IL.
THIS_____ DAY OF _____, A.D., 2025.

PRESIDENT:_____

ATTEST:_____

PERMANENT INDEX NUMBER:

P.I.N.# 15-33-402-111

COUNTY CLERK CERTIFICATE

STATE OF ILLINOIS)
) SS
COUNTY OF LAKE)

I, _____, COUNTY CLERK OF LAKE COUNTY, ILLINOIS, DO HEREBY CERTIFY THAT THERE ARE NO DELINQUENT GENERAL TAXES, UNPAID CURRENT GENERAL TAXES, DELINQUENT SPECIAL ASSESSMENTS OR UNPAID CURRENT SPECIAL ASSESSMENTS AGAINST ANY OF THE LAND INCLUDED IN THE DESCRIBED PROPERTY.

I FURTHER CERTIFY THAT I HAVE RECEIVED ALL STATUTORY FEES IN CONNECTION WITH THE PLAT.

GIVEN UNDER MY HAND AND SEAL OF THE COUNTY CLERK OF LAKE COUNTY, ILLINOIS.

DATED THIS_____DAY OF_____, AD 20____

_____
COUNTY CLERK

PERMISSION TO RECORD

STATE OF ILLINOIS)
) SS
COUNTY OF COOK)

WE, THOMSON SURVEYING, LIMITED, ILLINOIS PROFESSIONAL DESIGN FIRM NUMBER 184-002768, IN ACCORDANCE WITH PA87-0705 (THE PLAT ACT) DO HEREBY DESIGNATE _____ AS THE PERSON WHO MAY RECORD THIS PLAT, A TRUE COPY OF WHICH HAS BEEN RETAINED BY US TO ASSURE NO CHANGES HAVE BEEN MADE TO SAID PLAT.

DATED THIS 29TH DAY OF AUGUST, A.D., 2025

WALTER J. LUTZ, P.L.S.
ILLINOIS PROFESSIONAL LAND SURVEYOR NO. 3576
MY LICENSE EXPIRES NOVEMBER 30, 2026
DESIGN FIRM LICENSE EXPIRES APRIL 30, 2027

WALTER J. LUTZ 3576 PROFESSIONAL LAND SURVEYOR STATE OF ILLINOIS ROSEMONT, ILLINOIS

SURVEYOR'S CERTIFICATE

STATE OF ILLINOIS)
) SS
COUNTY OF COOK)

WE, THOMSON SURVEYING, LIMITED, ILLINOIS PROFESSIONAL DESIGN FIRM NUMBER 184-002768, DO HEREBY DECLARE THAT THE PLAT SHOWN HEREON DRAWN WAS COMPILED FROM EXISTING SURVEYS AND INSTRUMENTS OF PUBLIC RECORD FOR THE PURPOSE INDICATED HEREON.

GIVEN UNDER BY HAND AND SEAL AT ROSEMONT, ILLINOIS
THIS 29TH DAY OF AUGUST, A.D., 2025.

WALTER J. LUTZ, P.L.S.
ILLINOIS PROFESSIONAL LAND SURVEYOR NO. 3576
MY LICENSE EXPIRES NOVEMBER 30, 2026
DESIGN FIRM LICENSE EXPIRES APRIL 30, 2027

WALTER J. LUTZ 3576 PROFESSIONAL LAND SURVEYOR STATE OF ILLINOIS ROSEMONT, ILLINOIS

GENERAL NOTES:

1. ALL DIMENSIONS ARE GIVEN IN FEET AND DECIMAL PARTS THEREOF.
2. NO DIMENSIONS SHALL BE DERIVED FROM SCALE MEASUREMENT.

SURVEYORS NOTES:

1. BEARINGS BASED UPON STATE PLANE COORDINATES ILLINOIS EAST ZONE.
2. 10' EASEMENT FOR WATER MAIN THAT IS SHOWN ON LOT 1 HAS BEEN APPROXIMATED BY USING EXISTING WATER VALVE VAULT AND FIRE HYDRANT. SUBDIVION PLAT HAS NO DIMENSIONS TO LOCATE/PLACE SAID EASEMENT.

SUBMITTED BY:
M/I HOMES OF CHICAGO, LLC
2135 CITY GATE LANE SUITE 620
NAPERVILLE, IL 60563

MAIL TO:
VILLAGE OF BUFFALO GROVE
50 RAUPP BOULEVARD
BUFFALO GROVE, ILLINOIS 60089

Thomson Surveying Ltd.
9575 W. Higgins Road, Suite 850
Rosemont, IL. 60018
TEL:(847)318-9790
FAX:(847)318-9792
wlutz@thomsonltd.com

CLIENT:
M/I HOMES OF CHICAGO, LLC
2135 CITY GATE LANE SUITE 620
NAPERVILLE, IL 60563

NO.	DATE	NATURE OF REVISION	CHKD.

DSGN.	
DWN.	WJL
CHKD.	DMS
SCALE:	1" = 40'
DATE:	8-29-2025

TITLE:
PLAT OF EASEMENT VACATION
WEILAND ROAD
BUFFALO GROVE, ILLINOIS

PROJECT NO.	5694
SHEET	1 OF 1
DRAWING NO.	5694-EASE VAC.DGN

AGENDA ITEM SUMMARY

BUFFALO GROVE VILLAGE BOARD

Regular Meeting: March 16, 2026

AGENDA ITEM 8.r. R-2026-4
Resolution adopting the 2026 Zoning Map

Contacts

Liaison: Trustee Ottenheimer
Staff: Nicole Woods

Staff Recommendation

Staff recommends approval.

Recommended Motion

I move to approve a resolution approving the 2026 Zoning Map.

Summary

Pursuant to State Statute, the Village of Buffalo Grove is required to publish its official zoning map by March 31, 2026. The map is unchanged from last year.

Strategic Alignment

Guiding Principle

Principle 3: Plan and Invest in the Future

Goal

File Attachments

1. DRAFT - Resolution - 2026 Zoning Map
2. DRAFT - Resolution - Exhibit A. 2026 Zoning Map

RESOLUTION 2026-xx

A RESOLUTION ADOPTING THE OFFICIAL ZONING MAP OF THE VILLAGE OF BUFFALO GROVE, ILLINOIS

WHEREAS the Village of Buffalo Grove is a home rule unit pursuant to the Illinois Constitution of 1970; and

WHEREAS, Illinois statute requires annual publication of the Village's official zoning map; and,

WHEREAS, the Village of Buffalo Grove has compiled a zoning map attached hereto as Exhibit A depicting zoning districts as required by State statute.

NOW, THEREFORE, BE IT RESOLVED by the President and Board of Trustees of the Village of Buffalo Grove, Cook and Lake Counties, Illinois that the map attached hereto as Exhibit A is hereby adopted as the Village's official Zoning Map.

AYES: _____
NAYES: _____
ABSENT: _____
PASSED: _____, 2026
APPROVED: _____, 2026

ATTEST: APPROVED:

_____ _____
Janet M. Sirabian, Village Clerk Eric N. Smith, Village President

DRAFT

EXHIBIT A

2026 Zoning Map

DRAFT

Village of Buffalo Grove Zoning Map

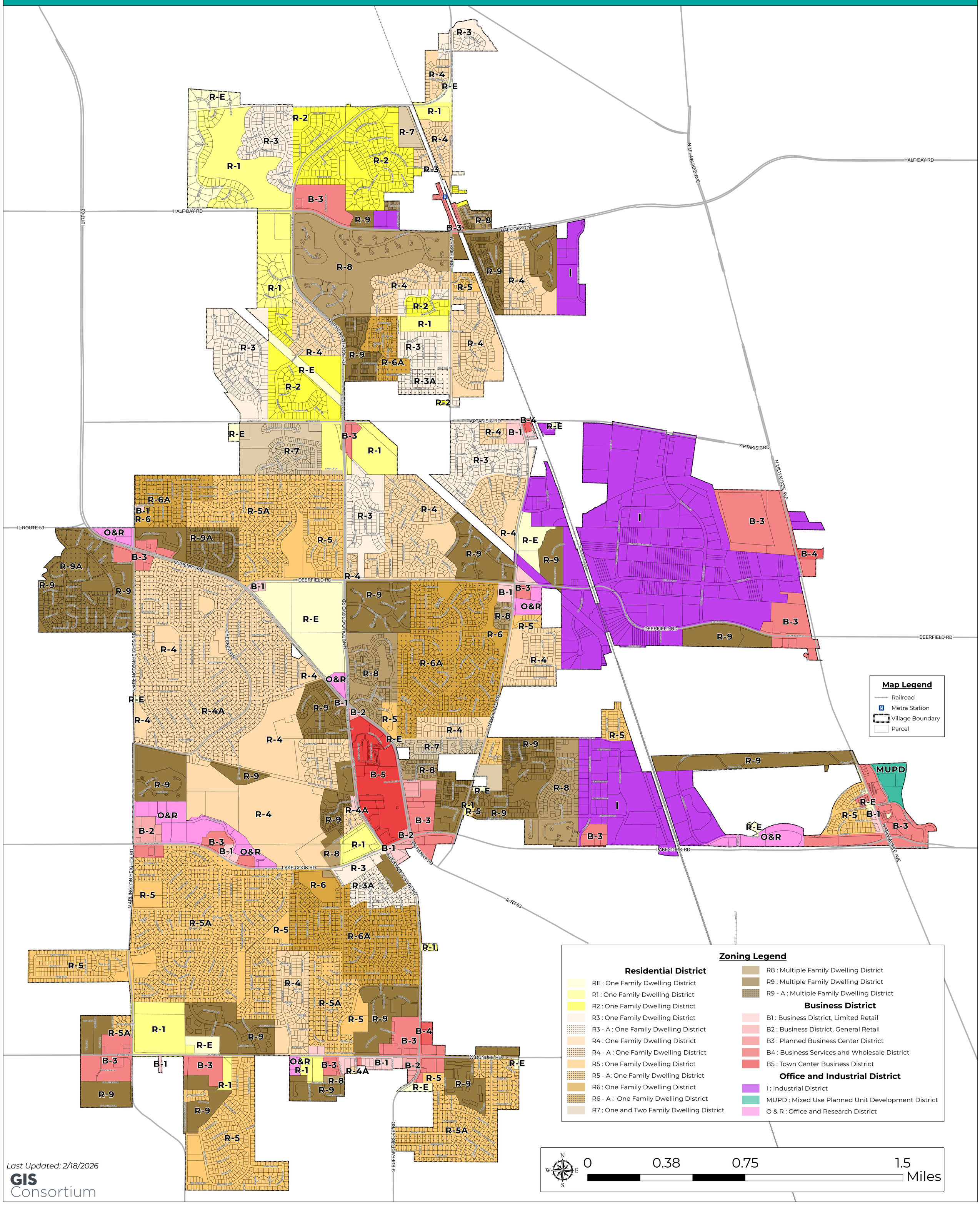

Last Updated: 2/18/2026

GIS Consortium

AGENDA ITEM SUMMARY

BUFFALO GROVE VILLAGE BOARD

Regular Meeting: March 16, 2026

AGENDA ITEM 8.s. R-2026-5
Resolution Authorizing Assignment and Assumption Agreement at 1425 Busch Parkway

Contacts

Liaison: Trustee Ottenheimer
Staff: Nicole Woods

Staff Recommendation

Staff recommends approval.

Recommended Motion

I move to approve a resolution approving an assignment and assumption agreement for an ownership change regarding a special use at 1425 Busch Parkway.

Summary

In 2023, the Village Board approved a Special Use for 2 Hours of Freedom, Inc to operate an indoor playground and activity center for children in the Village's Industrial District at 1425 Busch Parkway. The property is now undergoing an ownership change and Jump Entertainment LLC set to assume ownership of the existing business, with no changes to overall business operations.

Since special uses do not run with the land, an Assignment and Assumption Agreement for the special use has been drafted for the Board's consideration. The Assignment and Assumption Agreement, will ensure Jump Entertainment, LLC remains responsible for all conditions of approval specified in Ordinance 2023-064, The attached agreement has been reviewed by the Village Attorney and ensures that Jump Entertainment, LLC will assume all obligations related to the Special Use outlined in the Ordinances.

No other modifications are proposed to the site, building, or overall business operations.

Strategic Alignment

Guiding Principle

Principle 3: Plan and Invest in the Future

Goal

File Attachments

1. DRAFT Resolution - 1425 Busch Prkwy
2. DRAFT Resolution - Exhibit B. Agreement

RESOLUTION 2026-xx

A RESOLUTION APPROVING AN ASSIGNMENT AND ASSUMPTION AGREEMENT OF THE SPECIAL USE GRANTED BY ORDINANCE 2023-064 FOR 1425 BUSCH PARKWAY

WHEREAS the Village of Buffalo Grove is a home rule unit pursuant to the Illinois Constitution of 1970; and

WHEREAS, on May 15, 2023 the Village Board approved Ordinance No. 2023-064 granting a Special Use to allow a recreational use on the Property commonly referred to as 1425 Busch Parkway ("Property") and;

WHEREAS, Jump Entertainment, LLC is set to assume ownership of 2 Hours of Freedom,Inc and;

WHEREAS, Jump Entertainment, LLC will assume all obligations outlined in Ordinance No. 2023-064 and as outlined in the Assignment and Assumption Agreement attached hereto as Exhibit A;

NOW THEREFORE BE IT RESOLVED by the President and Board of Trustees of the Village of Buffalo Grove, Cook and Lake Counties, Illinois, as follows:

SECTION 1. The foregoing recitals are hereby adopted and incorporated and made a part of this Resolution as if fully set forth herein.

SECTION 2. The Village President and Village Clerk are hereby authorized and directed to execute an Assignment and Assumption Agreement of Ordinance No. 2023-064, to allow the transfer of the Special Use and all obligations thereto, to Jump Entertainment, LLC, to operate the recreational use on the Property, subject to the final review and approval of the Village Attorney, a copy of said Agreement being attached hereto and being made a part hereof.

SECTION 3. This Resolution shall be in full force and effect from and after its passage and approval.

AYES: _____
NAYES: _____
ABSENT: _____
PASSED: _____, 2026
APPROVED: _____, 2026

ATTEST: APPROVED:

_____ _____
Janet M. Sirabian, Village Clerk Eric N. Smith, Village President

smart. with heart.
50 Raupp Blvd, Buffalo Grove, IL 60089 847-459-2500 vbg.org

Exhibit A
ASSIGNMENT AND ASSUMPTION AGREEMENT

DRAFT

ASSIGNMENT AND ASSUMPTION OF SPECIAL USE ORDINANCE

THIS ASSIGNMENT AND ASSUMPTION OF A SPECIAL USE ORDINANCE (***"Assignment"),*** is made and entered into as of the ___ day of _____, 2026, by and among the **VILLAGE OF BUFFALO GROVE, ILLINOIS,** an Illinois municipal home rule corporation, located in Cook and Lake County, Illinois (the ***"Village"),*** **2 Hours of Freedom, Inc.,** an Illinois corporation or its assigns ***("Assignor")*** and **Jump Entertainment LLC d/b/a 2 Hours of Freedom-Buffalo Grove**, an Illinois limited liability company who is contract purchaser of the 2 Hours of Freedom Business located at 1425 Busch Parkway ***("Assignee")***. Village and Assignor are the parties to that certain Special Use Ordinance ***("Ordinance")*** entered into by and between them on or about May 15th, 2023. Capitalized terms in this Assignment shall have the meaning ascribed to them in the Ordinance.

RECITALS

WHEREAS, the Village and Assignor entered into the Ordinance for the purposes of a Special Use to operate a Recreational Use at 1425 Busch Parkway ("Special Use"); and

WHEREAS, Section Two of the Ordinance stated that the Special Use is assignable, provided that Assignor submit an application seeking assignment of the Special Use and that such assignment shall be valid only upon the adoption of a proper, valid and binding ordinance by the Corporate Authorities granting such assignment;

WHEREAS, the Assignor has notified the Village that Assignor wishes to assign the Special Use to Assignee, the purchaser of the assets of its 2 Hours of Freedom Business located at 1425 Bush Parkway; and

WHEREAS, the Village believes that it is in the best interests of the Village to approve the assignment of the Special Use to Assignee such that it shall assume all of the rights and

obligations originally contemplated to have been assumed by Assignor, pursuant to Section 2 of the Ordinance.

NOW THEREFORE, in consideration of the foregoing and of the mutual covenants and agreements herein contained, and other good and valuable consideration, the receipt and sufficiency of which are hereby acknowledged, the Parties do hereby agree as follows:

1. The foregoing recitals are incorporated herein by reference and made a part hereof.
2. The Village hereby approves the Assignment of the Special Use to Jump Entertainment LLC d/b/a 2 Hours of Freedom-Buffalo Grove, replacing 2 Hours of Freedom, Inc., effective upon approval and execution by the Village.
3. Jump Entertainment LLC d/b/a 2 Hours of Freedom-Buffalo Grove shall have the same rights and obligations under the Ordinance, as well as the Special Use Ordinance 2023-064, as were contemplated for 2 Hours of Freedom, Inc.
4. It is fully intended, acknowledged and agreed to that the Village be and hereby is a third-party beneficiary of this Assignment and shall be entitled to and may enforce the terms, covenants and conditions contained herein as each may apply to the Village.
5. Jump Entertainment LLC d/b/a 2 Hours of Freedom-Buffalo Grove shall substantially comply with the plans and conditions in both the Ordinance and Special Use Ordinance 2023-064.
6. The Parties agree that any such other and further action necessary to affect the approved assignment shall be taken accordingly.
7. This Assignment may be executed in counterparts, each of which will be deemed an original document, but all of which will constitute a single document.
8. Each of the Parties hereto hereby represent and warrant that the person signing this Assignment is duly authorized to execute and deliver this Assignment on behalf of such Party, and that this Assignment is binding upon the party.

IN WITNESS WHEREOF the Parties hereto have caused this Assignment to be executed on or as of the day and year first above written.

VILLAGE OF BUFFALO GROVE, an Illinois Municipal Corporation

By:_____

Name:_____

Title:_____

2 Hours of Freedom, Inc., an Illinois corporation

By:_____

Name:_____

Title:_____

Jump Entertainment LLC d/b/a 2 Hours of Freedom-Buffalo Grove, an Illinois Limited Liability Company

By:_____

Name:_____

Title:_____

AGENDA ITEM SUMMARY

BUFFALO GROVE VILLAGE BOARD

Regular Meeting: March 16, 2026

AGENDA ITEM 8.t.
Proclamation Recognizing World Autism Day

Contacts

Liaison: President Smith
Staff: Christopher Stilling

Staff Recommendation

Staff recommends proclamation.

Recommended Motion

N/A

Summary

Proclamation Recognizing World Autism Day on April 2nd

Strategic Alignment

Guiding Principle

Principle 6: Engages Our Residents
Principle 7: Builds Our Community

Goal

Goal 3: Strengthened Buffalo Grove community identity and pride

File Attachments

1. World Autism Day - April 2nd

smart. with heart.
50 Raupp Blvd, Buffalo Grove, IL 60089 847-459-2500 vbg.org

BUFFALO GROVE

PROCLAMATION

PROCLAMATION RECOGNIZING WORLD AUTISM DAY – APRIL 2nd

WHEREAS, the Village of Buffalo Grove joins communities around the world in recognizing April 2nd as World Autism Day; and

WHEREAS, Autism Spectrum Disorder (ASD) is a developmental disability that can cause significant social, communication and behavioral challenges with signs that begin during childhood and typically continue through a person's life; and

WHEREAS, many people with ASD also have different ways of learning, processing information, or interacting with or reacting to things; and

WHEREAS, an early diagnosis and intensive treatment of autism has demonstrated to provide positive help for appropriate communications, functioning more independently and inclusion in the family and community; and

WHEREAS, autism varies greatly from person to person with no two people being alike; and World Autism Day emphasizes the need for public awareness to promote acceptance, celebrate the differences, and prioritize the inclusion of autistic individuals and their families; and

WHEREAS, we celebrate the many ways autistic individuals add to the diversity and strength of our village, while raising awareness of the challenges faced by children, teens, and adults on the autism spectrum in living to their full potential.

NOW, THEREFORE, I, Eric Smith, Village President of the Village of Buffalo Grove, do hereby proclaim April 2, 2026, as World Autism Day in Buffalo Grove.

Proclaimed this 16th day of March, 2026.

_____

Eric N. Smith
Village President

AGENDA ITEM SUMMARY

BUFFALO GROVE VILLAGE BOARD

Regular Meeting: March 16, 2026

AGENDA ITEM 8.u. R-2026-6
Resolution Authorizing the Village Manager to Execute a Lease Amendment with BRI Incorporated for the property located at 48 Raupp Blvd

Contacts

Liaison: Trustee Richards
Staff: Christopher Stilling

Staff Recommendation

Staff recommends approval.

Recommended Motion

I move to approve a Resolution Authorizing the Village Manager to Execute a Lease Amendment with BRI Incorporated for the property located at 48 Raupp Blvd

Summary

Recommendation

Staff recommends that the Village Board approve a resolution authorizing the Village Manager to execute a lease amendment to allow a change in the total number of owners for Sal & Tony's restaurant located at the Buffalo Grove Golf Course, subject to the final review and approval of the Village Attorney.

Background

On December 1, 2025, the Village Board approved an ownership change with BRI Incorporated, owner and operator of the existing Sal & Tony's restaurant. The new ownership group consisted of George Stavropoulos, Frank Russo and Vito Partipilo. BRI has requested a further change in the ownership structure requesting to remove George Stavropoulos. Due to the change in ownership of the business entity, an amendment to the existing lease is required. All key terms will remain unchanged.

Strategic Alignment

Guiding Principle

Principle 1: Financially Responsible and Sound
Principle 7: Builds Our Community

Goal

Goal 1: Maintained effective village government: fiscally responsible and providing outstanding, responsive services
Goal 5: More livable Buffalo Grove community with leisure experiences for all

File Attachments

1. BRI Resolution
2. BRI Buffalo Grove Lease Amendment

RESOLUTION 2026-xx

A RESOLUTION AUTHORIZING THE VILLAGE MANAGER TO EXECUTE A LEASE AMENDMENT WITH BRI INCORPORATED FOR THE RESTAURANT LOCATED AT 48 RAUPP BLVD

WHEREAS the Village of Buffalo Grove is a home rule unit pursuant to the Illinois Constitution of 1970; and

WHEREAS on December 1, 2025 the Village Board authorized the Village Manager to execute a lease amendment ("Lease Amendment") with BRI Incorporated ("Tenant") allowing for an ownership change; and

WHEREAS Tenant is seeking a further change in the total number of owners in the corporation; and

WHEREAS Frank Russo and Vito Partipilo now have one hundred percent (100%) of the stock in BRI, Incorporated; and

WHEREAS the Lease provides that a change in ownership or voting control in BRI Incorporated is considered an assignment and such requires the Village's written consent as an amendment to the Lease ("Second Amendment").

NOW THEREFORE BE IT RESOLVED by the President and Board of Trustees of the Village of Buffalo Grove, Cook and Lake Counties, Illinois, as follows:

SECTION 1. The foregoing recitals are hereby adopted and incorporated and made a part of this Resolution as if fully set forth herein.

SECTION 2. The Village Manager is hereby authorized and directed to execute the attached Second Amendment pending final review and approval by the Village Attorney.

SECTION 3. This Resolution shall be in full force and effect from and after its passage and approval.

AYES: _____
NAYES: _____
ABSENT: _____
PASSED: _____, 2026
APPROVED: _____, 2026

ATTEST: APPROVED:

_____ _____
Janet M. Sirabian, Village Clerk Eric N. Smith, Village President

DRAFT

SECOND AMENDMENT TO LEASE AGREEMENT

THIS SECOND AMENDMENT ("Second Amendment") dated March _____, 2026 TO THE LEASE AGREEMENT dated December 5, 2016 between the Village of Buffalo Grove ("Village") as Landlord and BRI, Incorporated, an Illinois corporation ("BRI") as Tenant for the property in the Buffalo Grove Golf Club located at 48 Raupp Boulevard, Buffalo Grove, Illinois (the "Premises") shall provide as follows (the Village and BRI shall each sometimes hereinafter be individually referred to as "Party" or, collectively, "Parties"):

RECITALS

WHEREAS the Village and BRI entered into a lease for the premises at 48 Raupp Boulevard, Buffalo Grove, Illinois dated December 5, 2016 ("Original Lease") where BRI operates a restaurant under the name of Sal and Tony's Italian.

WHEREAS Salvatore Cardone was the sole shareholder, director and officer in BRI, Incorporated.

WHEREAS Salvatore Cardone sold one hundred percent (100%) of the stock in BRI, Incorporated to George Stavropoulos, Frank Russo and Vito Partipilo.

WHEREAS on November 18, 2025 the Original Lease was amended ("First Amendment") to reflect the new shareholders of the BRI, Incorporated stock who are referenced above and George Stavropoulos, Frank Russo and Vito Partipilo all personally guaranteed ("Guaranty") the Original Lease and First Amendment thereto. The Original Lease and First Amendment is hereinafter collectively referred to as "Lease".

WHEREAS shortly after purchasing the BRI, Incorporated stock, George Stavropoulos incurred health issues which have caused him to withdraw as a shareholder and his stock, which represented fifty percent (50%) of the issued stock in the corporation, has been transferred to Vito Partipilo. Further, George Stavropoulos has resigned as President and as a Director of BRI, Incorporated and Vito Partipilo has been named president of BRI, Incorporated.

WHEREAS the Lease for the Premises provides that a change in ownership or voting control in BRI is considered an assignment pursuant to paragraph 39 of the Lease and such assignment requires the Village's written consent.

NOW THEREFORE in consideration of the mutual promises herein, it is agreed as follows:

1. The Recitals set forth hereinabove are fully incorporated into and made a part of this Second Amendment by this reference. All capitalized terms used and not otherwise defined herein shall have the meanings ascribed to them in the Lease. Wherever the terms and conditions of this Second Amendment conflict with the terms and conditions of the Lease, the terms and conditions of this Second Amendment shall control and govern. In all other respects, the terms and conditions of the Lease are hereby restated as if set forth fully herein.

2. All terms, covenants, conditions and obligations of the Lease shall be and remain in full force and effect, as amended as set forth herein,.

3. Paragraph 3 of the First Amendment is hereby amended and George Stavropoulos is removed as a guarantor under the Guaranty of the Lease terms, covenants or conditions, effective as of the date of this Second Amendment. George Stavropoulos shall remain liable under the Guaranty for any and all defaults and obligations of BRI under the Lease that occurred or accrued prior to the date of this Second Amendment. Frank Russo and Vito Partipilo shall remain as guarantors under the Guaranty of the terms of the Lease all as consented to by the Village of Buffalo Grove on December 1, 2025.

4. That paragraph 34 of the Lease is amended regarding Notice to the Tenant as follows:

To Tenant:	BRI, Incorporated c/o Vito Partipilo 48 Raupp Blvd. Buffalo Grove, IL 60089
With a copy to:	Edmund P. Wanderling 2505 S. Des Plaines Avenue North Riverside, IL 60546 law6447@aol.com

5. That the Village consents to the stock transfer and change of voting control in BRI from George Stavropoulos to Frank Russo and Vito Partipilo and the Villages consent to this Second Amendment shall constitute the Village's written consent to the stock transfer and change of voting control in BRI as required in paragraph 39 of the Lease .

6. BRI previously agreed to and shall contribute the sum of Fifteen Thousand Dollars ($15,000.00) toward the remodeling of the patio area of the restaurant. BRI shall pay the Village an additional One Thousand Two Hundred Fifty Dollars ($1,250.00) per month with each monthly payment of Rent ("Patio Remodel Payments") over and above the current rental payment, starting April 1, 2026

through and including March 1, 2027. any Patio Remodel Payments shall be non-refundable, except in the event the Village does not remodel the Patio. In the event the Patio is not remodeled by the Village on or before _____, 20___, the Patio Remodel Payments shall be applied by the Village against future Rent due and owing by BRI under the Lease, in such amounts as in the reasonable discretion of the Village.

7. This Second Amendment shall be binding upon and inure to the benefit of the Village and BRI and their respective successors and assigns.

8. This Second Amendment may be executed in any number of counterparts, each of which shall be deemed an original, but all of which together shall be one in the same instrument. For purposes of executing this Second Amendment, any signed copy of this Second Amendment may be transmitted by facsimile machine or electronically and the signature of any Party hereon shall, for purposes of execution hereof, be considered an original signature. Any facsimile or electronic mailing of this Second Amendment shall, at the request of either Party, be re-executed by the other Party in an original form, and neither Party shall raise the use of a facsimile machine or electronic mail or the fact that any signature was transmitted thereby, as a defense to the effectiveness of this Second Amendment.

9. The Village and BRI and each person signing this Second Amendment on behalf of the Village and BRI represents to the other Party that each Party has the full right and authority to enter into this Second Amendment, and each person signing on behalf of the Village and BRI was and continues to be authorized to do so.

10. BRI acknowledges, understands and agrees it is in possession of the Premises and accepts the Premises in the "as-is", "where-is" condition with all faults as of the Effective Date.

11. BRI hereby represents, warrants and agrees that: (i) there exists no breach, default or event of default by the Village under the Lease, or any event or condition which, with the giving of notice or passage of time or both, would constitute a breach, default or event of default by the Village under the Lease; (ii) the Lease continues to be a legal, valid and binding agreement and obligation of BRI; and (iii) BRI has no current offset or defense to its performance or obligations under the Lease. BRI hereby waives and releases all demands, charges, claims, accounts or causes of action of any nature against the Village or the Village's employees or agents, including without limitation, both known and unknown demands, charges, claims, accounts, and causes of action that have previously arisen out of or in connection with the Lease.

12. The Village and the Village's agents have made no representations or promises, express or implied, in connection with this Second Amendment except as expressly set forth herein and BRI has not relied on any representations except as expressly set forth herein.

13. BRI warrants that it has had no dealings with any real estate broker or agent in connection with this Second Amendment and that it knows of no real estate brokers or agents who are or might be entitled to a commission for having represented BRI in connection with this Second Amendment. BRI agrees to indemnify and hold harmless the Village from and against any liability or claim arising in respect to any other brokers or agents claiming a commission in connection with this Second Amendment by virtue of having represented BRI.

14. In all other respects, the Lease, as amended, is hereby ratified and affirmed and shall remain in full force and effect.

(SIGNATURES APPEAR ON THE FOLLOWING PAGE)

IN WITNESS WHEREOF, the parties hereto have caused this Addendum to the Lease Agreement between them to be executed this _____ day of _____, 2026.

VILLAG EOF BUFFALO GROVE,
An Illinois Municipal Corporation

By:_____
DANE BRAGG, —— Village Manager

Date: _____

BRI, Incorporated

By:_____
VITO PARTIPILO, President

Attest: _____
FRANK RUSSO, Secretary

Date: 3/10/26

CONSENTED TO AND APPROVED BY:

_____
GEORGE STAVROPOULOS, former Guarantor

_____
FRANK RUSSO, Guarantor

_____
VITO PARTIPILO, Guarantor

AGENDA ITEM SUMMARY

BUFFALO GROVE VILLAGE BOARD

Regular Meeting: March 16, 2026

AGENDA ITEM 9.a. O-2026-36

Ordinance approving an amendment to the PUD and Preliminary Plan, A Plat of Subdivision, and a Special Use along with zoning and sign variations for Dream Clean Carwash at 1355 Dundee Rd

Contacts

Liaison: Trustee Ottenheimer
Staff: Nicole Woods

Staff Recommendation

Staff recommends approval.

Recommended Motion

I move to approve an Ordinance granting an amendment to the Planned Development and Preliminary Plan, a Plat of Subdivision, and a Special Use well as zoning and sign variations for Dream Clean Carwash at 1355 Dundee Road.

Summary

See attached memorandum.

Strategic Alignment

Guiding Principle

Principle 3: Plan and Invest in the Future

Goal

Goal 2: Enhanced, beautiful, safe and sustainable neighborhoods

File Attachments

1. Memo - Dream Clean Carwash-1355 Dundee Rd
2. DRAFT Ordinance - Dream Clean Carwash - 1355 Dundee Road
3. DRAFT Ordinance - Exhibit B. Plan Set
4. DRAFT Ordinance - Exhibit C. Draft PZC Minutes March 4, 2026

MEMORANDUM

DATE:	March 16, 2026
TO:	Village Manager Dane Bragg
FROM:	Nicole Woods, Community Development Director Andrew Binder, Associate Planner
SUBJECT:	1355 Dundee Road – Dream Clean Carwash – An amendment to the Planned Development and Preliminary Plan, Plat of Subdivision, a Special Use for Automobile Laundry, Zoning and Sign Variations

RECOMMENDATION

Staff recommends that the Village Board approve an Ordinance granting an amendment to the Planned Development and Preliminary Plan approved by Ordinance No. 1971-033, A Plat of Subdivision, and a Special Use for an Automobile Laundry (Car Wash) facility, as well as zoning and sign variations for Dream Clean Carwash at 1355 Dundee Road, subject to the conditions in the attached Ordinance.

PROJECT BACKGROUND

Dream Clean Car Wash intends to demolish the bank building at the site and build and run a new car wash facility. The project includes site modifications, adding a queuing lane, vacuum stalls, new signage, and landscaping.



Figure 1: Subject Property

The site is occupied by a former bank building with a drive-through function that was developed as part of the Preliminary Plan, and PUD approved per Ord. 1971-033. The bank facility closed in 2019, and the site has remained vacant since then. The proposed project requires an Amendment to the Planned Unit Development and a Preliminary Plan approved by Ordinance No. 1971-033; a Final Plat of Subdivision; and a Special Use for an Automobile Laundry facility, as well as Variations from the Zoning and Sign Code as follows:

Zoning Ordinance:

1. To allow fewer parking spaces than are required for a shopping center;
2. To allow the building to setback closer to the front property line than the height of the building.

Sign Ordinance:

1. To allow the wall signage on the north elevation to exceed the maximum height permitted.

PLANNING & ZONING ANALYSIS

Dream Clean Carwash plans a new 6,130-square-foot facility with a canopy-covered pay station, two lanes for stacking, and 22 vacuum stations. Located in the B-3 district within the Plaza Verde West PUD, the project requires an amendment and a Special Use for an Automobile Laundry. The car wash fits with surrounding commercial properties. Operating hours are 8:00 AM to 8:00 PM daily, with peak times on weekends and weekday evenings. It aims to wash 400 cars daily with three staff members.

Building Elevations & Site Improvements



Figure 2: Front Elevation

The proposed carwash is a single-story building with a maximum height of 35 feet, predominantly at 16 feet. As the project's front setback is 25 feet, the petitioner is requesting a variation from the 35 foot requirement. The 25-foot setback aligns with the development pattern of the surrounding area, where nearby properties such as Fireside Terrace, Buffalo Ridge Condominiums, and Portillo's have setbacks of approximately 27 feet. All other bulk requirements are met.

Signage

Dream Clean Carwash proposes a sign package with a monument sign along Dundee Road and two wall signs: one on the north elevation facing Dundee Road and one on the east elevation. The north wall sign requires a height variation due to its location and the height of the building area where it is proposed. In addition, Dream Clean plans to add directional signage and menu board signs at the pay stations.

Traffic, Vehicular Accessibility, and Parking

Access to the car wash site will be through two entry points from Dundee Road, with the main access located on the west side of the site. To enhance circulation and parking, the southern lot line will shift south by approximately 40 feet, creating new parking spaces and a drive aisle that will be relocated about 60 feet south. This boundary change necessitates a new plat of subdivision for the site. Vehicle stacking lanes along the southern property will accommodate 33 vehicles in a counterclockwise circulation pattern.

A Traffic Impact Study determined that the car wash will generate fewer trips than the previous bank use, classifying it as a lower-intensity operation. The existing parking supply at Plaza Verde West is adequate to meet tenant needs without expansion. Additionally, the study recommends operational improvements for peak periods, including maximizing the service rate in the wash tunnel and deploying staff to strategic locations to enhance traffic flow and efficiency.

The proposed parking layout for the car wash meets all applicable code requirements. Although the project expands the car wash site and reconfigures the Plaza Verde West Shopping Center parking lot, the petitioner is requesting a variation to allow fewer parking spaces than required (268 required; 248 proposed). This reduction is not a concern because the remaining number of spaces is adequate to serve the site. Additionally, the Plaza Verde West lot is currently legally non-conforming.

Stormwater & Engineering

Our Engineering Team has reviewed the preliminary submittal and has no concerns, as no significant changes to the site are proposed.

Noise

The petitioner provided a study showing that traffic noise on Dundee Road will be louder than the car wash blower during operating hours. The closest residence is about 150 feet across Dundee Road.

PUBLIC HEARING COMMENTS

No comments were received before the public hearing, and no members of the public were present at the meeting to discuss this project.

PLANNING & ZONING COMMISSION (PZC) RECOMMENDATION

The PZC **unanimously recommended approval** to allow an amendment to the Planned Development and Preliminary Plan approved by Ordinance No. 1971-033, A Plat of Subdivision, and a Special Use for an Automobile Laundry (Car Wash) facility, as well as zoning and sign variations for Dream Clean Carwash at 1355 Dundee Road, subject to the following conditions:

1. The proposed development shall be constructed in substantial conformance with the plans attached and in accordance with Section 16.20.070 of the Development Ordinance.
2. The automobile laundry shall be operated in substantial compliance with the business description and plans provided as part of this petition.
3. The Special Use is granted to DCCW Buffalo Grove, LLC, to operate an automobile laundry use at 1355 Dundee Road, which shall not run with the land.
4. The Special Use granted to the DCCW Buffalo Grove, LLC is assignable to subsequent petitioners seeking assignment of this special use as follows:
   a. Upon application of a petitioner seeking assignment of this Special Use, the Corporate Authorities, in their sole discretion, may refer said application of assignment to the appropriate commission(s) for a public hearing or may hold a public hearing at the Village Board.
   b. Such assignment shall be valid only upon the adoption of a proper, valid and binding ordinance by the Corporate Authorities granting said assignment, which may be granted or denied for any reason.
5. Final Engineering plans shall be revised in a manner acceptable to the Village.
6. Any directional or incidental signage added to the sign package shall be reviewed administratively by staff.
7. The landscaping on the site shall be maintained in compliance with the approved landscape plan in perpetuity.
8. The operator shall closely monitor traffic circulation and stacking during peak operating days and hours and take appropriate measures to ensure adequate stacking. If the Village determines, at its sole discretion, that additional stacking should be provided to accommodate peak demand on site, the petitioner shall adjust its operating procedures in a manner acceptable to the Village.

ORDINANCE 2026-xxx

AN ORDINANCE APPROVING AN AMENDMENT TO THE PLANNED UNIT DEVELOPMENT AND PRELIMINARY PLAN APPROVED BY ORDINANCE 1971-033, A PLAT OF SUBDIVISION, A SPECIAL USE FOR AN AUTOMOBILE LAUNDRY, WITH ZONING AND SIGN VARIATIONS FOR 1355 DUNDEE ROAD

DREAM CLEAN CARWASH
1355 DUNDEE ROAD, BUFFALO GROVE, IL 60089

WHEREAS the Village of Buffalo Grove is a Home Rule Unit pursuant to the Illinois Constitution of 1970; and,

WHEREAS 1355 Dundee Road, Buffalo Grove, IL 60089 ("Property"), is approximately 1.3 acres, currently improved with a vacant bank building, and is hereinafter legally described in Exhibit A; and

WHEREAS DCCW Buffalo Grove, LLC ("Petitioner") has filed a petitioner, to construct and operate a 6, 130 sqft car wash facility on the Property and has applied for an Amendment to the Planned Unit Development and Preliminary Plan approved by Ordinance No. 1971-033; a Plat of Subdivision; and a Special Use for an Automobile Laundry facility with the following Variations from the Village Sign and Zoning Ordinances:

a. Variation from Section 14.16.070 of the Sign Code to allow wall signage that exceeds the maximum height permitted;
b. Variation to Section 17.36.040 of the Zoning Ordinance related to parking count requirements;
c. Variation to Section 17.44.040 of the Zoning Ordinance for a front yard setback variation;

WHEREAS the Planning & Zoning Commission held a public hearing on March 4, 2026, concerning the request; and

WHEREAS the Planning & Zoning Commission made findings and determined that the testimony and exhibits presented by the Petitioner at the public hearing demonstrated support for the requested development as set forth in the minutes attached hereto as Exhibit C; and

WHEREAS the Planning & Zoning Commission voted 7-0 to recommend approval of the requested Amendment to the Planned Unit Development and Preliminary Plan approved by Ordinance No. 1971-033; a Plat of Subdivision; and a Special Use for an Automobile Laundry facility with Variations from the Village Sign and Zoning Ordinances; and

WHEREAS the Corporate Authorities of the Village of Buffalo Grove hereby determine and find that the requested amendment to the Planned Unit Development and Preliminary Plan, Plat of Subdivision, and Special Use for an Automobile Laundry facility with Variations from the Village Sign and Zoning Ordinance are reasonable and will serve the best interests of the Village; and

WHEREAS, the proposed Dream Clean Carwash shall operate in accordance with and pursuant to the following exhibits:

EXHIBIT A Legal Description of the Property

EXHIBIT B Plan Set

EXHIBIT C Draft Minutes from March 4, 2026 Planning & Zoning Commission Meeting

NOW THEREFORE BE IT ORDAINED by the President and Board of Trustees of the Village of Buffalo Grove, Cook and Lake Counties, Illinois, as follows:

SECTION 1. The foregoing recitals are hereby adopted and incorporated and made a part of this Ordinance as if fully set forth herein.

SECTION 2. The Corporate Authorities hereby adopt a proper, valid, and binding ordinance approving an Amendment to the Planned Unit Development and Preliminary Plan approved by Ordinance No. 1971-033; a Plat of Subdivision; and a Special Use for an Automobile Laundry facility with Variations from the Village Sign and Zoning Ordinances is granted for the Property subject to the following conditions:

1. The proposed development shall be constructed in substantial conformance with the plans attached and in accordance with Section 16.20.070 of the Development Ordinance.
2. The automobile laundry shall be operated in substantial compliance with the business description and plans provided as part of this petition.
3. The Special Use is granted to DCCW Buffalo Grove, LLC, to operate an automobile laundry use at 1355 Dundee Road, which shall not run with the land.
4. The Special Use granted to the DCCW Buffalo Grove, LLC is assignable to subsequent petitioners seeking assignment of this special use as follows:
   a. Upon application of a petitioner seeking assignment of this Special Use, the Corporate Authorities, in their sole discretion, may refer said application of assignment to the appropriate commission(s) for a public hearing or may hold a public hearing at the Village Board.
   b. Such assignment shall be valid only upon the adoption of a proper, valid and binding ordinance by the Corporate Authorities granting said assignment, which may be granted or denied for any reason.
5. Final Engineering plans and Final Plat of Subdivision shall be submitted and revised in a manner acceptable to the Village.
6. Any directional or incidental signage added to the sign package shall be reviewed administratively by staff.
7. The landscaping on the site shall be maintained in compliance with the approved landscape plan in perpetuity.
8. The operator shall closely monitor traffic circulation and stacking during peak operating days and hours and take appropriate measures to ensure adequate stacking. If the Village determines, at its sole discretion, that additional stacking should be provided to accommodate peak demand on site, the petitioner shall adjust its operating procedures in a manner acceptable to the Village.
9. Prior to the commencement of any development activities, a Development Improvement Agreement, shall be approved by the Village Board.

smart. with heart.
50 Raupp Blvd, Buffalo Grove, IL 60089 847-459-2500 vbg.org

SECTION 3. If any section, paragraph, clause or provision of this Ordinance shall be held invalid, the invalidity thereof shall not affect any other provision of this Ordinance.

SECTION 4. This Ordinance shall be in full force and effect from and after its passage and approval and shall not be codified.

AYES: _____
NAYES: _____
ABSENT: _____
PASSED: _____, 2026
APPROVED: _____, 2026
PUBLISHED: _____, 2026

ATTEST:

_____
Janet M. Sirabian, Village Clerk

APPROVED:

_____
Eric N. Smith, Village President

DRAFT

EXHIBIT A

LEGAL DESCRIPTION

Dream Clean Carwash
1355 Dundee Road, Buffalo Grove, Il 60089

SUBJECT PROPERTY COMMON ADDRESS: 1355 Dundee Road, Buffalo Grove, IL 60089

PARCEL INDEX NUMBERS: 03-07-201-028, 03-07-201-030

LEGAL DESCRIPTION: LOT 3 IN PLAZA VERDE UNIT TWO RESUBDIVISION, BEING A RESUBDIVISION OF PART OF THE NORTHEAST 1/4 OF THE NORTHEAST 1/4 OF SECTION 7, TOWNSHIP 42 NORTH, RANGE 11 EAST OF THE THIRD PRINCIPAL MERIDIAN, IN COOK COUNTY, ILLINOIS, ACCORDING TO THE PLAT THEREOF RECORDED APRIL 13, 2018 AS DOCUMENT NUMBER 1810319011.

DRAFT

EXHIBIT B
PLAN SET

Dream Clean Carwash
1355 Dundee Road, Buffalo Grove, Il 60089

DRAFT

EXHIBIT C

DRAFT MINUTES FROM MARCH 4, 2026 PLANNING AND ZONING COMMISSION MEETING

Dream Clean Carwash
1355 Dundee Road, Buffalo Grove, Il 60089

DRAFT

The Petitioner, DCCW BUFFALO GROVE LLC, a Delaware limited liability company ("Dream Clean"), is looking to apply for an amendment to the Plaza Verde Planned Unit Development for the property located at 1355 W Dundee Rd., Buffalo Grove, IL 60089 for the development of a Automobile Laundry. This Amendment to the Planned Unit Development requires a Special Use per underlying zoning, as provided for pursuant to applicable Buffalo Grove ordinances.

The Petitioner is additionally seeking a setback variance of ten feet (10') to a distance of twenty-five feet (25') along Dundee Rd. as required due to the height of the building as is being proposed (Tower Apex at 35'). Petitioner also seeks a parking variance to allow for 248 spaces in lieu of the 342 spaces as would otherwise be required per current code. The current layout is legal non-conforming one, and this variance to allow existing situation to become compliant through this variance.

Additionally Petitioner seeking two (2) sign variations,. The first as necessary in order to allow for an Electronic message sign pursuant to Section 14.20.070 of the Village Code, which the Petitioner shall meet all provisions of. The second sign variance so as to allow a sign which the height of the rectangle being greater than one-half of the portion of the building above the lintel. This sign on the "tower" element exceeds the applicable criteria.

The parcel to be purchased is the former Bank of America building along with a portion of the existing parking lot to the south of the bank's current parking lot. The site plan and architectural rendering as submitted to the Village outlines the full extent of the development as well notes the traffic patterns as intended.

Dream Clean is a regional car wash operator currently operating seven car wash facilities as recently purchased and refurbished. At present time, Dream Clean is expanding its portfolio through the acquisition and development of a number of vacant parcels throughout Northern Illinois, presently under contract, and seeking entitlement to construct car washes on approximately ten sites at present time.

The specific details of the proposed development of the car wash are as follows:

- The total property to be purchased and covered by this application for Special Use is approximately 1.13 Acres.
- The building is approximately 6128 sq. ft. in size.

- Off street parking shall include dedicated spaces (3 regular, 1 handicapped), as well as 22 vacuum stalls.

- The Car wash's hours of operation shall be seven (7) days a week, operating 8 a.m. to 8 p.m., with peak hours of operation on Peak hours of operation:
  Weekdays around lunchtime and then again from 4:00 PM to 5:30 PM
  Weekends are fairly even throughout the day.
- Generally 2-3 employees each day on site
- Approximately 400 cars to be washed each day

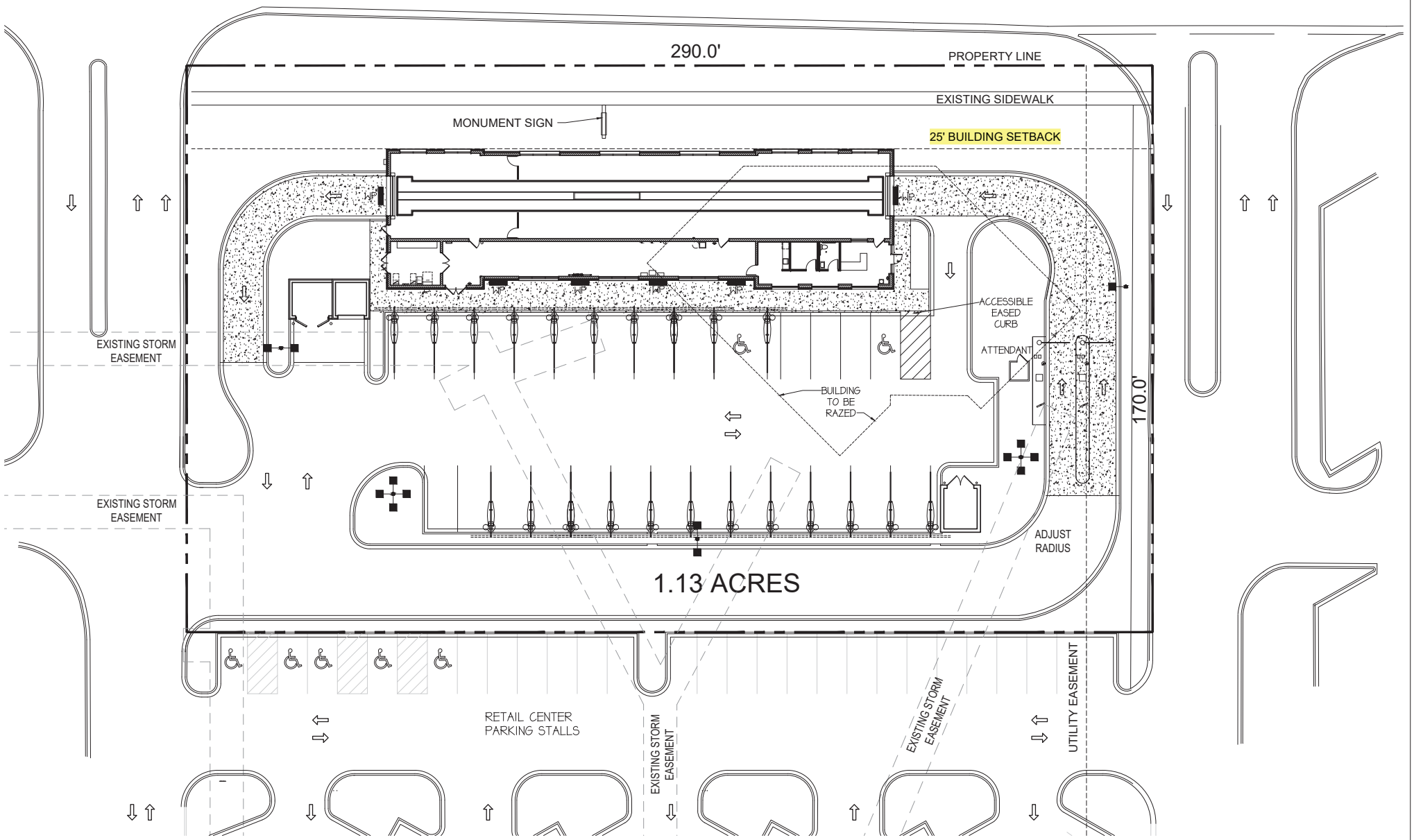

NEW CAR WASH DEVELOPMENT FOR

Dream Clean

BUFFALO GROVE, ILLINOIS

DECEMBER 23, 2025

Archamerica Job No. 25033

N

Site Plan

0 10' 20' 40' 80'

ARCHAMERICA

34121 N. US 45, Suite 213
Grayslake, Illinois 60030

Phone 847-336-6600
Fax 847-336-6601

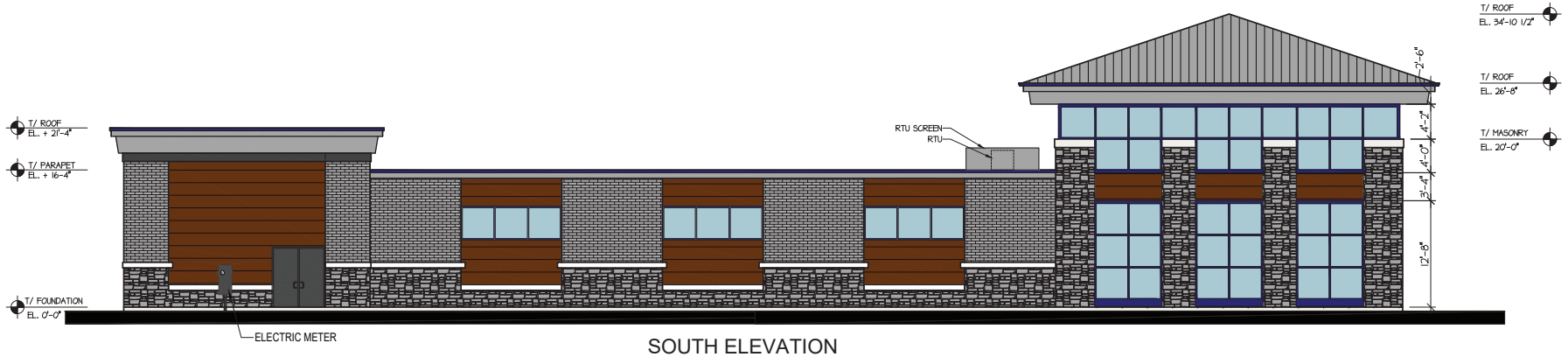

SOUTH ELEVATION



WEST ELEVATION EXIT



EAST ELEVATION ENTRANCE

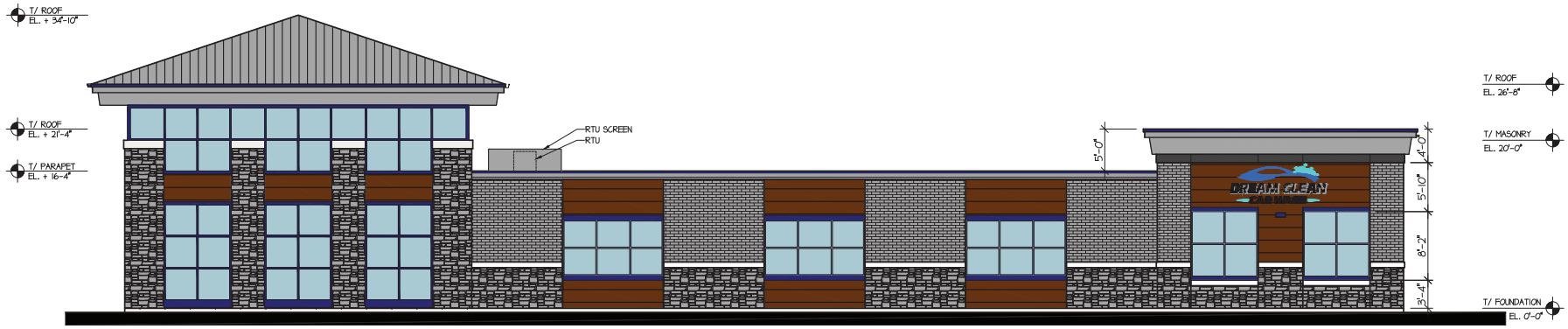

NORTH FACING DUNDEE

NEW CAR WASH DEVELOPMENT FOR

Dream Clean

BUFFALO GROVE, ILLINOIS

DECEMBER 23, 2025

Archamerica Job No. 25033

Elevations

0 5' 10' 20' 40'

ARCHAMERICA
34121 N. US 45, Suite 213
Grayslake, Illinois 60030
Phone 847-336-6600
Fax 847-336-6601

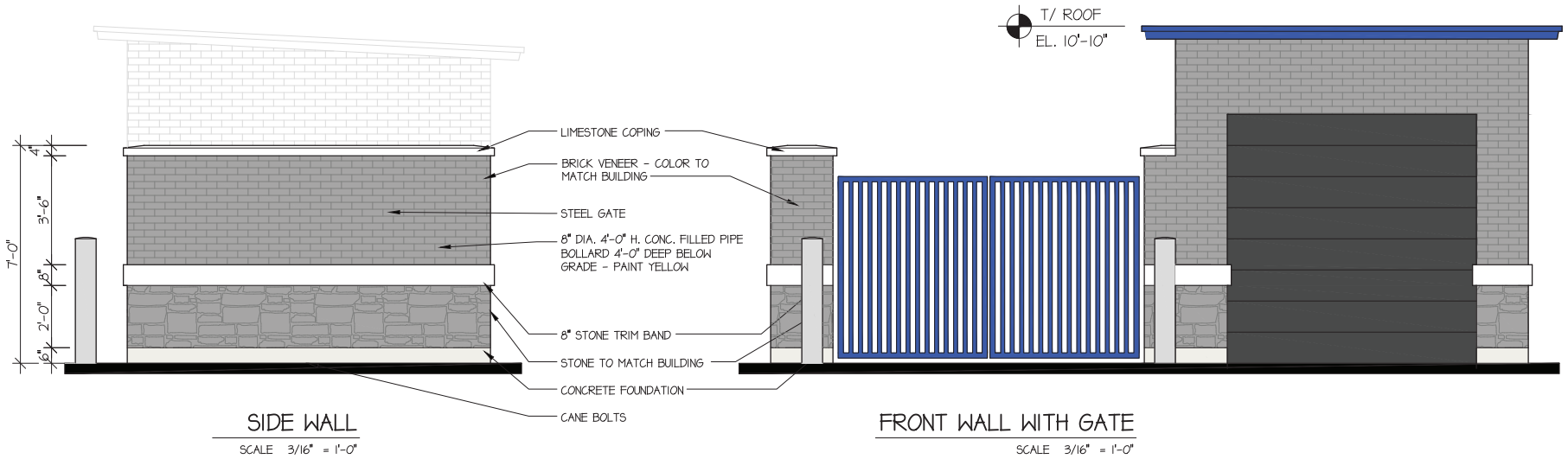

SIDE WALL

SCALE 3/16" = 1'-0"

FRONT WALL WITH GATE

SCALE 3/16" = 1'-0"

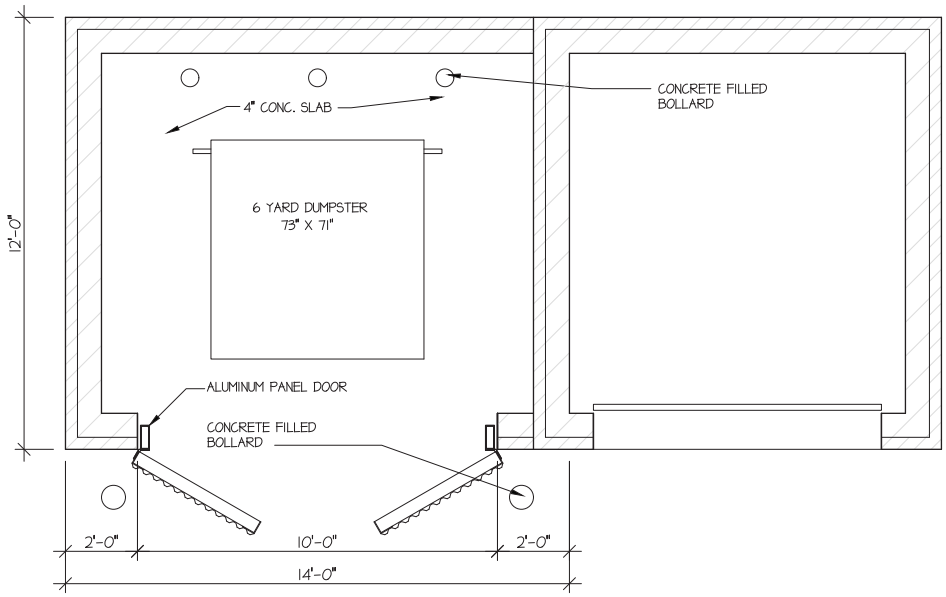

NEW CAR WASH DEVELOPMENT FOR

Dream Clean

BUFFALO GROVE, ILLINOIS

JULY 16, 2025

Archamerica Job No. 25033

Trash Enclosure

0 1' 2' 5' 10'

ARCHAMERICA

34121 N. US 45, Suite 213
Grayslake, Illinois 60030

Phone 847-336-6600
Fax 847-336-6601

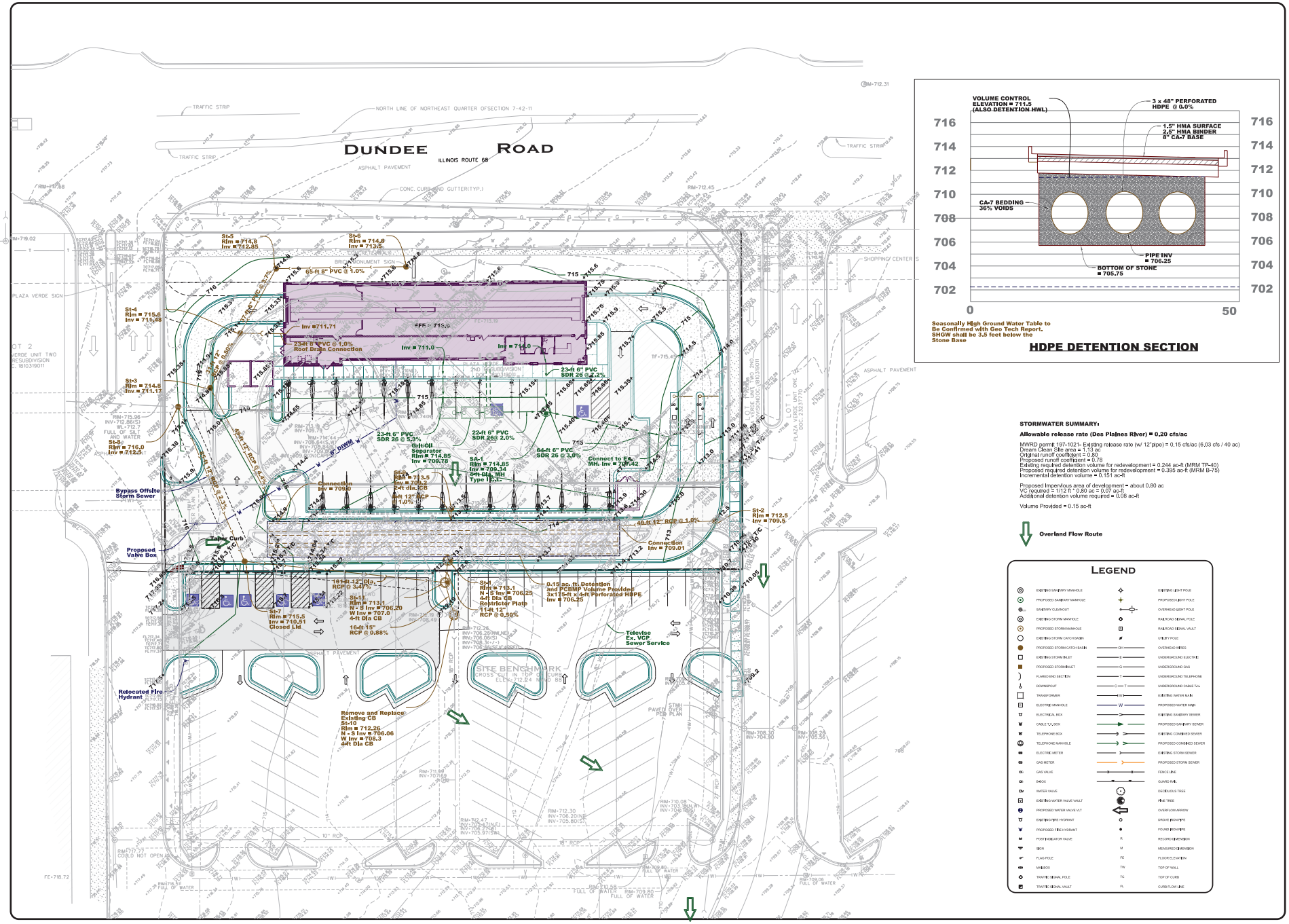

HDPE DETENTION SECTION

STORMWATER SUMMARY:

Allowable release rate (Des Plaines River) = 0.20 cfs/ac

MWRD permit 197-1021- Existing release rate (w/ 12"pipe) = 0.15 cfs/ac (6.03 cfs / 40 ac)
Dream Clean Site area = 1.13 ac
Original runoff coefficient = 0.80
Proposed runoff coefficient = 0.76
Existing required detention volume for redevelopment = 0.244 ac-ft (MRM TP-40)
Proposed required detention volume for redevelopment = 0.395 ac-ft (MRM B-75)
Incremental detention volume = 0.151 ac-ft

Proposed Impervious area of development = about 0.80 ac
VC required = 1/12 ft * 0.80 ac = 0.07 ac-ft
Additional detention volume required = 0.08 ac-ft

Volume Provided = 0.15 ac-ft

Overland Flow Route

LEGEND

EXISTING SANITARY MANHOLE	EXISTING LIGHT POLE
PROPOSED SANITARY MANHOLE	PROPOSED LIGHT POLE
SANITARY CLEANOUT	OVERHEAD LIGHT POLE
EXISTING STORM MANHOLE	RAILROAD SIGNAL POLE
PROPOSED STORM MANHOLE	RAILROAD SIGNAL VAULT
EXISTING STORM CATCH BASIN	UTILITY POLE
PROPOSED STORM CATCH BASIN	OVERHEAD WIRES
EXISTING STORM INLET	UNDERGROUND ELECTRIC
PROPOSED STORM INLET	UNDERGROUND GAS
FLARED END SECTION	UNDERGROUND TELEPHONE
DOWNSPOUT	UNDERGROUND CABLE T.V.
TRANSFORMER	EXISTING WATER MAIN
ELECTRIC MANHOLE	PROPOSED WATER MAIN
ELECTRICAL BOX	EXISTING SANITARY SEWER
CABLE T.V. BOX	PROPOSED SANITARY SEWER
TELEPHONE BOX	EXISTING COMBINED SEWER
TELEPHONE MANHOLE	PROPOSED COMBINED SEWER
ELECTRIC METER	EXISTING STORM SEWER
GAS METER	PROPOSED STORM SEWER
GAS VALVE	FENCE LINE
BASIN	GUARD RAIL
WATER VALVE	DECIDUOUS TREE
EXISTING WATER VALVE VAULT	PINE TREE
PROPOSED WATER VALVE VLT	OVERFLOW ARROW
EXISTING FIRE HYDRANT	DRIVEN IRON PIPE
PROPOSED FIRE HYDRANT	FOUND IRON PIPE
POST INDICATOR VALVE	RECORD DIMENSION
IRON	MEASURED DIMENSION
FLAG POLE	FLOOR ELEVATION
MAILBOX	TOP OF WALL
TRAFFIC SIGNAL POLE	TOP OF CURB
TRAFFIC SIGNAL VAULT	CURB FLOW LINE

0 20 40
GRAPHIC SCALE - FEET

DREAM CLEAN
1355 W. DUNDEE ROAD
BUFFALO GROVE, IL 60089

Prepared For:
Dream Clean Operating Company
626 Green Leaf Ave.
Wheeling, IL 60090
email: mzarevski@dreamcleanusa.com

ARCHAMERICA

DREAM CLEAN CAR WASH

WEBSTER, McGRATH & AHLBERG, LTD.
WMA
LAND SURVEYING · CIVIL ENGINEERING · LANDSCAPE ARCHITECTURE
Over 100 Years of Service to Clients
2100 MANCHESTER RD, BUILDING A, SUITE 203
WHEATON, ILLINOIS 60187
PH: (630)653-4888 FAX: (630)653-1776 WWW.WMA-LTD.COM
DESIGN FIRM LICENSE NO.: 184000101

REV.	DATE	REVISION DESCRIPTION	BY
1	12-1-2025	Village Review	
2	12-30-2025	Village Review	

Section-Township-Range
Cook: NE ¼ 07-42-11

JOB #	45027	SURV:	CCG
DRAWN:	BMB	REVIEW:	SMR
SCALE:	1"=20'	DATE:	07-02-2025

SHEET NAME
PRELIMINARY CIVIL PLAN

SHEET #
C-1

E:\ACTIVE-PROJECTS\45027-074211-Cook\ENGR-BMB\45027-civil.dgn, Model: C-1, Date: 11/25/2025

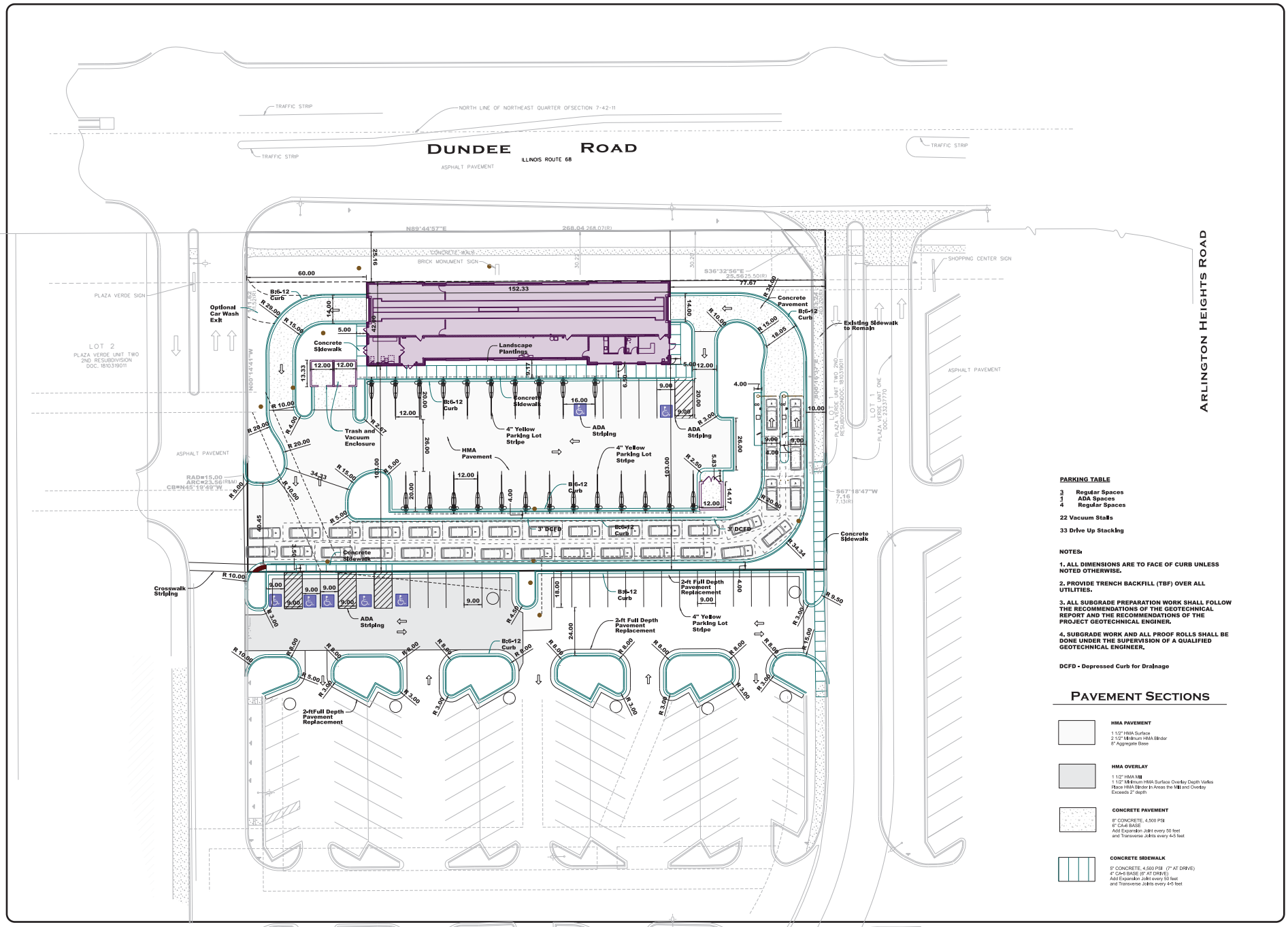

PARKING TABLE

3	Regular Spaces
1	ADA Spaces
4	Regular Spaces

22 Vacuum Stalls

33 Drive Up Stacking

NOTES:

1. ALL DIMENSIONS ARE TO FACE OF CURB UNLESS NOTED OTHERWISE.
2. PROVIDE TRENCH BACKFILL (TBF) OVER ALL UTILITIES.
3. ALL SUBGRADE PREPARATION WORK SHALL FOLLOW THE RECOMMENDATIONS OF THE GEOTECHNICAL REPORT AND THE RECOMMENDATIONS OF THE PROJECT GEOTECHNICAL ENGINER.
4. SUBGRADE WORK AND ALL PROOF ROLLS SHALL BE DONE UNDER THE SUPERVISION OF A QUALIFIED GEOTECHNICAL ENGINEER.

DCFD - Depressed Curb for Drainage

PAVEMENT SECTIONS

HMA PAVEMENT
1 1/2" HMA Surface
2 1/2" Minimum HMA Binder
8" Aggregate Base

HMA OVERLAY
1 1/2" HMA M
1 1/2" Minimum HMA Surface Overlay Depth Varies
Place HMA Binder In Areas the Mill and Overlay Exceeds 2" depth

CONCRETE PAVEMENT
8" CONCRETE, 4,500 PSI
6" CA-6 BASE
Add Expansion Joint every 50 feet and Transverse Joints every 4-5 feet

CONCRETE SIDEWALK
5" CONCRETE, 4,500 PSI (7" AT DRIVE)
4" CA-6 BASE (6" AT DRIVE)
Add Expansion Joint every 50 feet and Transverse Joints every 4-5 feet

GRAPHIC SCALE - FEET
0 20 40

DREAM CLEAN
1355 W. DUNDEE ROAD
BUFFALO GROVE, IL 60089

Prepared For:
Dream Clean Operating Company
829 Greenleaf Ave.
Wilmette, IL 60091
email: mauricio@dreamcleanusa.com

ARCH AMERICA

DREAM CLEAN CAR WASH

WEBSTER, MCGRATH & AHLBERG, LTD.
WMA
LAND SURVEYING · CIVIL ENGINEERING · LANDSCAPE ARCHITECTURE
Over 100 Years of Service to Clients
2100 MANCHESTER RD. BUILDING A, SUITE 203
WHEATON, ILLINOIS 60187
PH: (630)653-8811 FAX: (630)653-8818 WWW.WMAENGINEERING.COM
DESIGN FIRM LICENSE NO. 184.003101

REV	DATE	REVISION DESCRIPTION
1	10-13-2025	VMcp Review
2	11-26-2025	VMcp Review

Section-Township-Range
Cook: NE ¼ 07-42-11

JOB #	45027	SURV:	CCG
DRAWN:	BMB	REVIEW:	SMR
SCALE:	1"=20'	DATE:	07-22-2025

SHEET NAME
SITE PLAN

SHEET #
SP-1

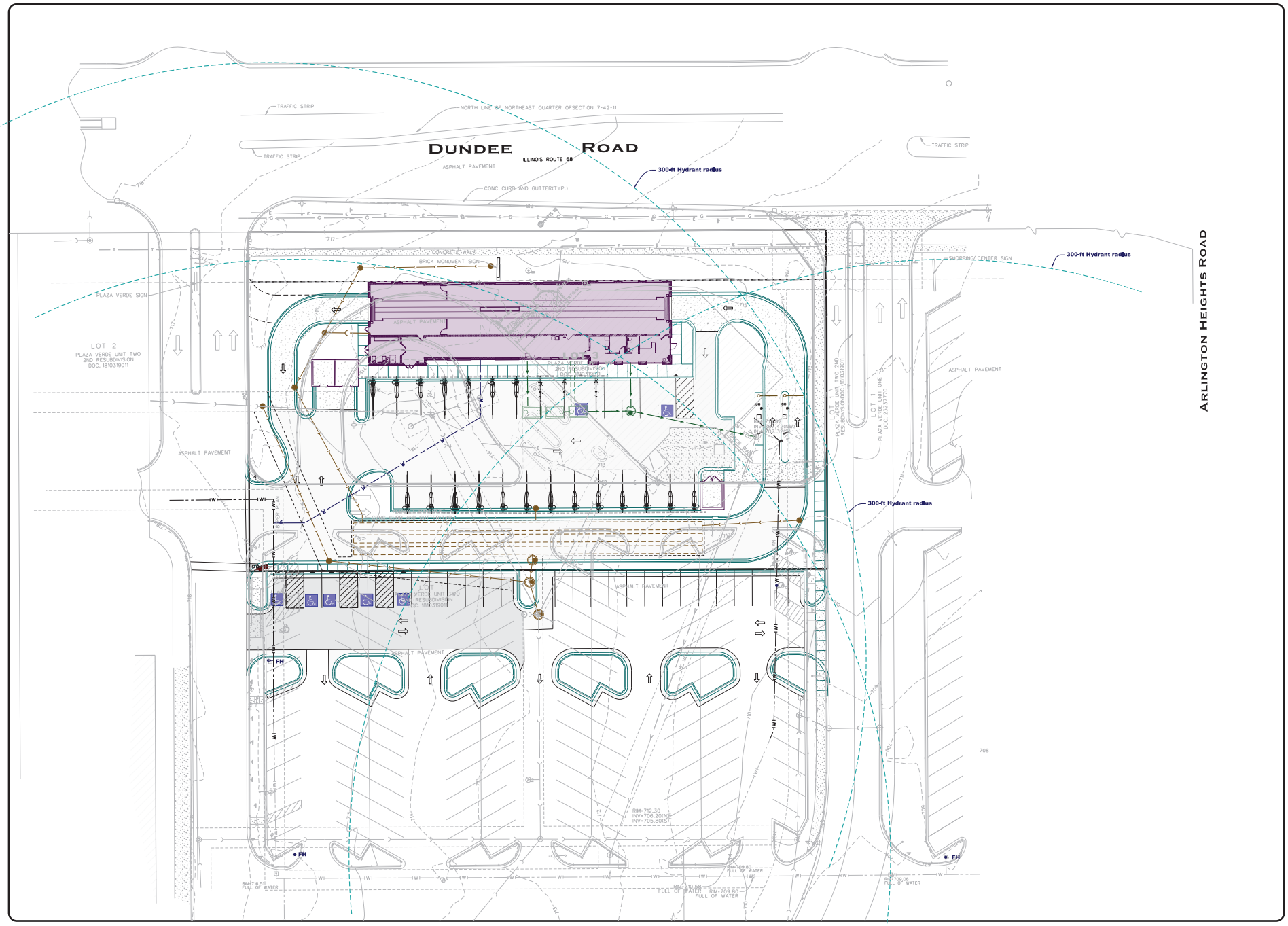

0 20 40
GRAPHIC SCALE - FEET

Dream Clean
1355 W. Dundee Road
Buffalo Grove, IL 60089

Prepared For:
Dream Clean Operating Company
629 Greenleaf Ave.
Wheeling, IL 60091
email: mauricio@dreamcleanusa.com

ARCH AMERICA

DREAM CLEAN CAR WASH

WEBSTER, MCGRATH & AHLBERG, LTD.
WMA
LAND SURVEYING · CIVIL ENGINEERING · LANDSCAPE ARCHITECTURE
Over 100 Years of Service to Clients
2100 MANCHESTER RD. BUILDING A, SUITE 203
WHEATON, ILLINOIS 60187
PH: (630)653-4700 FAX: (630)653-4848 WWW.WMAENGR.COM
DESIGN FIRM LICENSE NO. 184.003101

REV.	DATE	REVISION DESCRIPTION
1	10-13-2025	VMap Review
2	11-26-2025	VMap Review

Section-Township-Range
Cook: NE ¼ 07-42-11

JOB # 45027	SURV: CCG
DRAWN: BMB	REVIEW: SMR
SCALE: 1"=20'	DATE: 07-02-2025

SHEET NAME
Fire Hydrant Map

SHEET #
FH-1

E:\ACTIVE-PROJECTS\45027-074211-Cook\ENGR-BMB\45027-civil.dgn, Model: FH-1, Date: 11/25/2025

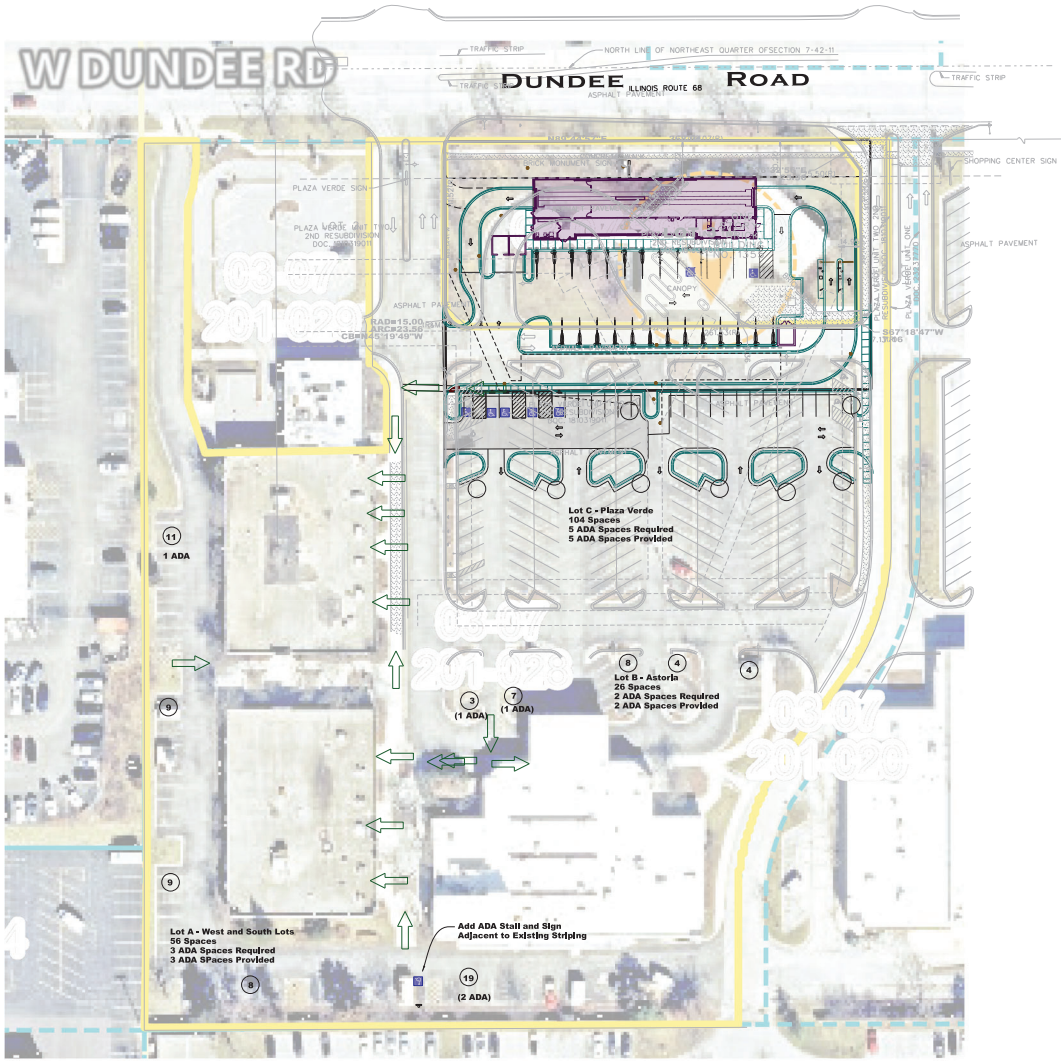

DREAM CLEAN PARKING TABLE

3 Regular Spaces
1 ADA Spaces
4 Total Spaces

20 Vacuum Stalls

33 Drive Up Stacking

PLAZA VERDE WEST PARKING TABLE
(Does not Include Burger King)

176 Regular Spaces
10 ADA Spaces
186 Total Spaces

Accessible Route

0 40 80
GRAPHIC SCALE - FEET

DREAM CLEAN
1355 W. DUNDEE ROAD
BUFFALO GROVE, IL 60089

Prepared For:
Dream Clean Operating Company
625 Greenleaf Ave.
Wilmette, IL 60091
email: mcovedu@dreamcleanow.com

ARCHAMERICA

DREAM CLEAN CAR WASH

WEBSTER, MCGRATH & AHLBERG, LTD.
WMA
LAND SURVEYING · CIVIL ENGINEERING · LANDSCAPE ARCHITECTURE
Over 100 Years of Service to Clients
2100 MANCHESTER RD, BUILDING A, SUITE 203
WINLAKE, ILLINOIS 60187
PH: 630-668-7603 WEB: WWW.WMALTD.COM
DESIGN FIRM LICENSE NO. 184-003101

REV.	DATE	REVISION DESCRIPTION	BY
	10-15-2025	Village Review	
	11-26-2025	Village Review	

Section-Township-Range
Cook: NE ¼ 07-42-11

JOB # 45027	SURV: CCG
DRAWN: BMB	REVIEW: SMR
SCALE: 1"=20'	DATE: 07-02-2025

SHEET NAME:
OVERALL PARKING PLAN

SHEET #
PP-1

E:\ACTIVE-PROJECTS\45027-074211-Cook\ENGR-BMB\45027-civil.dgn, Model: PP-1, Date: 11/25/2025

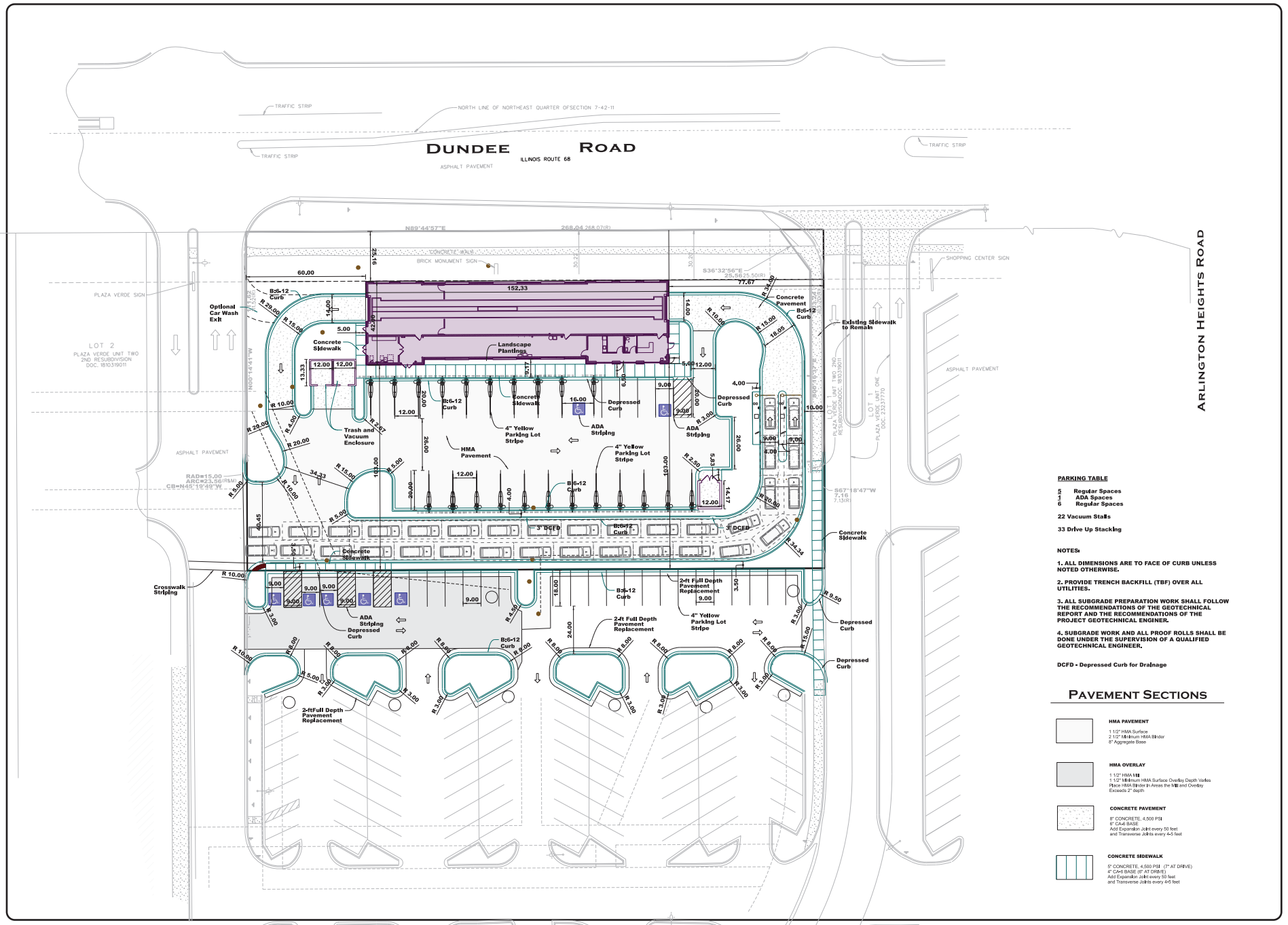

DREAM CLEAN
1355 W. DUNDEE ROAD
BUFFALO GROVE, IL 60089

Prepared For:
Dream Clean Operating Company
629 Greenleaf Ave.
Wilmette, IL 60091
email: mcarmody@greenleafservices.com

ARCHAMERICA

DREAM CLEAN CAR WASH

WEBSTER, MCGRATH & AHLBERG, LTD.
WMA
LAND SURVEYING CIVIL ENGINEERING LANDSCAPE ARCHITECTURE
Over 100 Years of Service to Clients
2100 MANCHESTER RD. BUILDING A, SUITE 203
WHEATON, ILLINOIS 60187
PH: (630)668-7197 FAX: (630)668-7474 WWW.WMAENGINEERING.COM
DESIGN FIRM LICENSE NO. 184003101

BY	REVISION DESCRIPTION	DATE
	Village Review	10-13-2025
	Village Review	11-26-2025
	Village Review	12-23-2025
	Site Plan Comm.	13-30-2025

Section-Township-Range
Cook: NE ¼ 07-42-11

JOB # 45027	SURV: CCG
DRAWN: BMB	REVIEW: SMR
SCALE: 1"=20'	DATE: 07-22-2025

SHEET NAME
SITE PLAN

SHEET #
SP-1

1077436

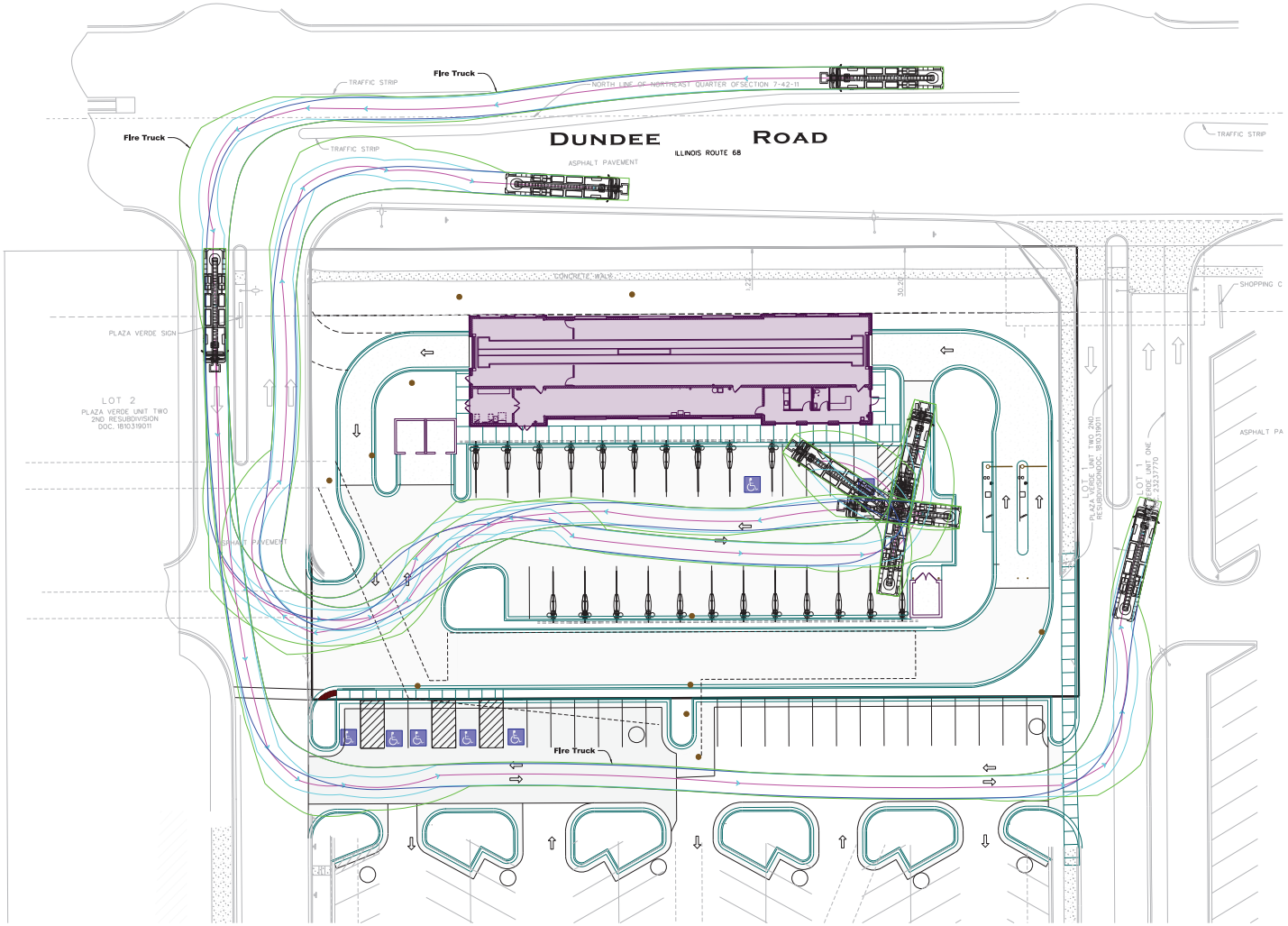

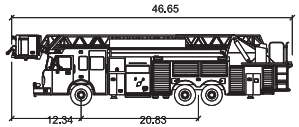

E-One Quest 100' Aerial Platform

Feet

Width	: 8.33
Track	: 8.33
Lock to Lock Time	: 6.00 s
Steering Angle	: 38.27 deg

0 20 40
GRAPHIC SCALE - FEET

DREAM CLEAN
1355 W. DUNDEE ROAD
BUFFALO GROVE, IL 60089

Prepared For:
Dream Clean Operating Company
629 Greenleaf Ave.
Wheeling, IL 60091
email: lmarinelli@greenleafamerica.com

ARCHAMERICA

DREAM CLEAN CAR WASH

WEBSTER, MCGRATH & AHLBERG, LTD.
WMA
LAND SURVEYING CIVIL ENGINEERING LANDSCAPE ARCHITECTURE
Over 100 Years of Service to Clients
2100 MANCHESTER RD. BUILDING A, SUITE 203
WHEATON, ILLINOIS 60187
PH: (630)653-4555 FAX: (630)653-4488 WWW.WMAENGINEERING.COM
DESIGN FIRM LICENSE NO. 184.003101

REV	DATE	REVISION DESCRIPTION	BY
	10-3-2025	Village Review	
	11-26-2025	Village Review	
	12-23-2025	Village Review	
	13-30-2025	Site Plan Comm.	
	01-16-2026	Auto Turn - Fire Truck	
	02-20-2026	Auto Turn - Fire Truck	

Section-Township-Range
Cook: NE ¼ 07-42-11

JOB # 45027	SURV: CCG
DRAWN: BMB	REVIEW: SMR
SCALE: 1"=20'	DATE: 07-22-2025

SHEET NAME
AUTO TURN FIRE TRUCK EXHIBIT

SHEET #
AT-2

1077436

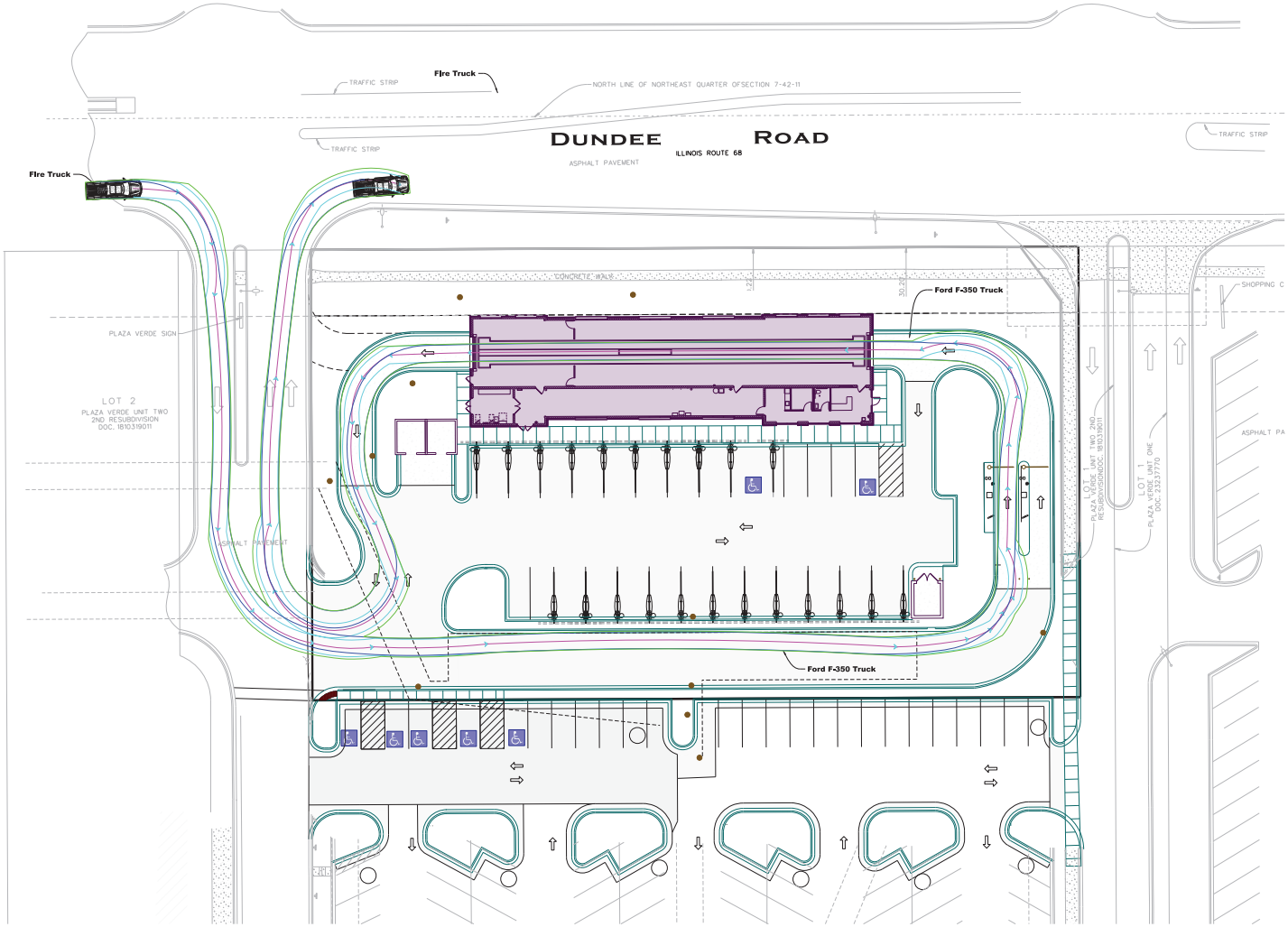

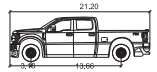

Ford F-350 Super Cab 2019

	Feet
Width	: 6.67
Track	: 6.49
Lock to Lock Time	: 6.00 s
Steering Angle	: 33.87 deg

0 20 40
GRAPHIC SCALE - FEET

DREAM CLEAN
1355 W. DUNDEE ROAD
BUFFALO GROVE, IL 60089

Prepared For:
Dream Clean Operating Company
629 Greenleaf Ave.
Wilmette, IL 60091
email: mcarmody@greenleafservices.com

ARCHAMERICA

DREAM CLEAN CAR WASH

WEBSTER, MCGRATH & AHLBERG, LTD.
WMA
LAND SURVEYING CIVIL ENGINEERING LANDSCAPE ARCHITECTURE
Over 100 Years of Service to Clients
2100 MANCHESTER RD. BUILDING A, SUITE 203
WHEATON, ILLINOIS 60187
PH: (630)653-4900 FAX: (630)653-4909 WWW.WMAWEB.COM
DESIGN FIRM LICENSE NO. 184.003101

REV	DATE	REVISION DESCRIPTION	BY
	10-13-2025	Village Review	
	11-26-2025	Village Review	
	12-23-2025	Village Review	
	13-30-2025	Site Plan Comm.	
	01-15-2026	Auto Turn - Fire Truck	
	02-20-2026	Auto Turn - Fire Truck	

Section-Township-Range
Cook: NE ¼ 07-42-11

JOB # 45027	SURV: CCG
DRAWN: BMB	REVIEW: SMR
SCALE: 1"=20'	DATE: 07-22-2025

SHEET NAME
AUTO TURN F-350 EXHIBIT

SHEET #
AT-1

1077436

SHEET 1 OF 2

Preliminary

PLAT OF PLAZA VERDE UNIT TWO - 3RD RESUBDIVISION

PIN's
03-07-201-028
03-07-201-030

BEING A RESUBDIVISION OF PART OF THE NORTHEAST 1/4 OF THE NORTHEAST 1/4 OF SECTION 7, TOWNSHIP 42 NORTH, RANGE 11 EAST OF THE THIRD PRINCIPAL MERIDIAN, IN COOK COUNTY, ILLINOIS.

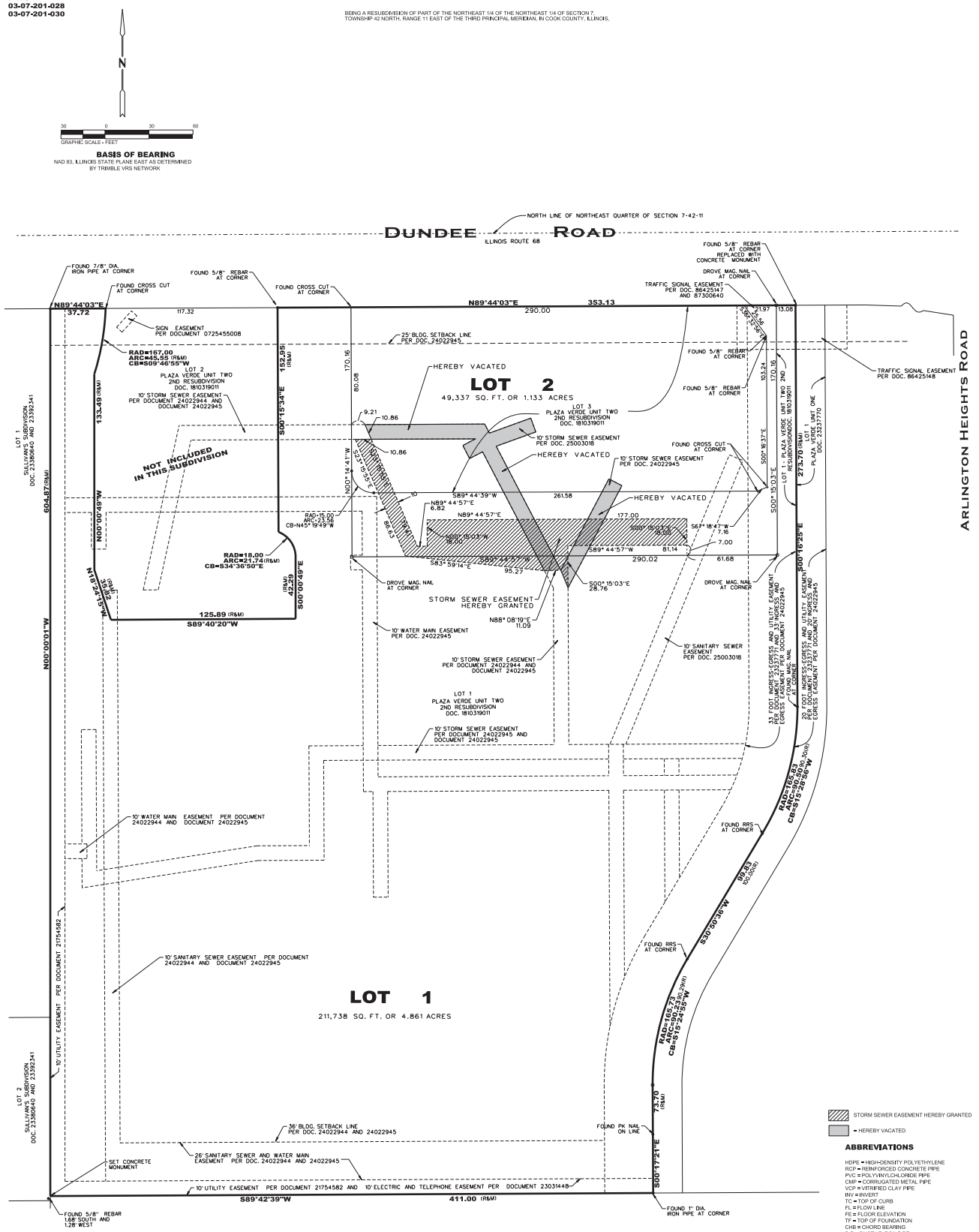

ABBREVIATIONS

HDPE = HIGH-DENSITY POLYETHYLENE
RCP = REINFORCED CONCRETE PIPE
PVC = POLYVINYLCHLORIDE PIPE
CMP = CORRUGATED METAL PIPE
VCP = VITRIFIED CLAY PIPE
INV = INVERT
TC = TOP OF CURB
FL = FLOW LINE
FE = FLOOR ELEVATION
TF = TOP OF FOUNDATION
CHB = CHORD BEARING
DIP = DUCTILE IRON PIPE
RRS = RAILROAD SPIKE
POB=POINT OF BEGINNING
WL= WATER LEVEL
WW= WINDOW WELL
WS= WINDOW SILL

LINE LEGEND

= BOUNDARY LINE
= LOT LINE
= SETBACK LINE
= EASEMENT LINE
= SECTION LINE

AFTER RECORDING MAIL TO

VILLAGE CLERK
VILLAGE OF BUFFALO GROVE
51 RAUPP BOULEVARD
BUFFALO GROVE, ILLINOIS

GENERAL NOTES

THIS PLAT IS BASED IN PART FROM INFORMATION CONTAINED IN FIDELITY NATIONAL TITLE INSURANCE COMPANY COMMITMENT NO. FCH12401161 L1, DATED DECEMBER 6, 2024.

CONVENENTS, CONDITIONS AND RESTRICTIONS CONTAINED IN DOCUMENT 1810319001.

DECLARATION AND AGREEMENT OF EASEMENT RECORDED SEPTEMBER 29, 1975 AS DOCUMENT 23237771.

RESTRICTIVE COVENANTS ON DOCUMENT 24022945 THAT NO PART OF LOT 1 OR LOT 2 OF PLAZA VERDE UNIT TWO SHALL BE USED AS A GASOLINE STATION.

VEHICULAR ACCESS NOTES

1. THERE SHALL BE, AT MOST, ONE (1) RESTRICTED EGRESS-ONLY VEHICULAR ACCESS POINT AND ONE (1) VEHICULAR ACCESS POINT TO ILLINOIS 68 (DUNDEE ROAD) FROM LOT 1 SHOWN HEREON.
2. THERE SHALL BE, AT MOST, ONE (1) VEHICULAR ACCESS POINT TO ILLINOIS 68 (DUNDEE ROAD) FROM THE COMMON LOT LINE OF LOT 1 OF THE PLAZA VERDE UNIT TWO 2ND RESUBDIVISION AND LOT 1 OF THE PLAZA VERDE UNIT ONE SUBDIVISION.
3. ALL OTHERS ACCESS SHALL BE VIA INTERNAL CIRCULATION.

Rev.	Date	Description	By
1	10-8-25	REVISED PER VILLAGE REVIEW	JCV

WEBSTER, McGRATH & AHLBERG LTD.
WMA
LAND SURVEYING • CIVIL ENGINEERING • LANDSCAPE ARCHITECTURE
Over a Century of Service to our Clients
2100 Manchester Road, Building A, Suite 203 Wheaton, Illinois 60187
ph: (630)668-7603 web: www.wmltd.com
Design Firm License No. 184-003101

FINAL PLAT OF PLAZA VERDE UNIT 2 3RD RESUBDIVISION

LOCATION: 1355 DUNDEE ROAD BUFFALO GROVE, ILLINOIS

PREPARED FOR: DREAM CLEAN OPERATING CO., LLC
625 GREENLEAF AVENUE
WILMETTE, ILLINOIS 60091
PHONE: 847.869.0287

JOB #:	DATE:	SCALE:
45027	7-1-2025	1"=30'
SURV: JCV	DRAWN: JCV	DESIGN: XXX
FILE #: COOK CO. 7-42-11	SHEET #: 1 of 2	

10/8/2025 8:04:09 PM
C:\ACTIVE-PROJECTS\45027-01\021-Cad\SURV-XD\45027 Build Mde 7-1-2025.dgn

Preliminary

PLAT OF PLAZA VERDE UNIT TWO - 3RD RESUBDIVISION

BEING A RESUBDIVISION OF PART OF THE NORTHEAST 1/4 OF THE NORTHEAST 1/4 OF SECTION 7, TOWNSHIP 42 NORTH, RANGE 11 EAST OF THE THIRD PRINCIPAL MERIDIAN, IN COOK COUNTY, ILLINOIS.

OWNER AND NOTARY CERTIFICATE

STATE OF ILLINOIS)

COUNTY OF) SS

THIS IS TO CERTIFY THAT _____
ARE THE OWNERS OF THE PROPERTY DESCRIBED IN THE ANNEXED PLAT, HAS CAUSED THE SAME TO BE PLATTED AS INDICATED HEREON, FOR THE USES AND PURPOSES THEREIN SET FORTH AND DOES HEREBY ACKNOWLEDGE AND ADOPT THE SAME UNDER THE STYLE AND TITLE THEREON INDICATED.

ALSO, THIS IS TO CERTIFY THAT TO THE BEST OF OWNER'S KNOWLEDGE AND BELIEF, THE SUBDIVISION LIES IN THE FOLLOWING SCHOOL DISTRICTS:

_____

_____

DATED AT _____ ILLINOIS, THIS _____ DAY OF

_____ A.D., 20_____.

BY:_____

TITLE:_____

ATTEST:_____

TITLE:_____

STATE OF ILLINOIS)
COUNTY OF) SS

I, _____ A NOTARY PUBLIC IN AND FOR

SAID COUNTY IN THE STATE AFORESAID, DO HEREBY CERTIFY THAT _____AND _____ OF _____, PERSONALLY KNOWN TO ME TO BE THE SAME PERSONS WHOSE NAMES ARE SUBSCRIBED TO THE FOREGOING INSTRUMENT AS SUCH _____ AND _____ APPEARED BEFORE ME THIS DAY IN PERSON AND ACKNOWLEDGED THAT THEY SIGNED AND DELIVERED THE SAID INSTRUMENT AS THEIR OWN FREE AND VOLUNTARY ACT AND AS THE FREE AND VOLUNTARY ACT OF SAID CORPORATION, FOR THE USES AND PURPOSES THEREIN SET FORTH AND THE SECRETARY DID ALSO THEN AND THERE ACKNOWLEDGE THAT HE, AS CUSTODIAN OF THE CORPORATE SEAL OF SAID CORPORATION, DID AFFIX SAID CORPORATE SEAL TO SAID INSTRUMENT AS HIS OWN FREE AND VOLUNTARY ACT AND AS THE FREE AND VOLUNTARY ACT OF SAID CORPORATION, FOR THE USES AND PURPOSES THEREIN SET FORTH.

GIVEN UNDER MY HAND AND NOTARIAL SEAL AT _____ ILLINOIS.

THIS _____ DAY OF _____ A.D., 20_____.

BY:_____
NOTARY PUBLIC

_____
MY COMMISSION EXPIRES

ENGINEER'S SURFACE WATER DRAINAGE CERTIFICATE

STATE OF ILLINOIS)
COUNTY OF) ss

THIS IS TO CERTIFY THAT I, A REGISTERED PROFESSIONAL ENGINEER, CERTIFY THAT TO THE BEST OF MY KNOWLEDGE AND BELIEF THAT DRAINAGE OF SURFACE WATERS WILL NOT BE CHANGED BY CONSTRUCTION OF SUCH SUBDIVISION OR ANY PART THEREOF, OR THAT IF SUCH SURFACE WATER DRAINAGE WILL BE CHANGED, ADEQUATE PROVISIONS HAVE BEEN MADE FOR COLLECTION AND DIVERSION OF SUCH SURFACE WATERS INTO PUBLIC AREAS, OR DRAINS WHICH THE SUBDIVIDER HAS THE RIGHT TO USE, AND THAT SUCH SURFACE WATERS WILL NOT BE DEPOSITED ON THE PROPERTY OF ADJOINING LAND OWNERS IN SUCH CONCENTRATIONS AS MAY CAUSE DAMAGE TO THE ADJOINING PROPERTY BECAUSE OF THE CONSTRUCTION OF THE SUBDIVISION.

DATED THIS _____ DAY OF _____, 20_____.

BY: _____
_____
_____

PLANNING AND ZONING COMMISSION'S CERTIFICATE

STATE OF ILLINOIS)

COUNTIES OF COOK & LAKE)SS

APPROVED BY THE PLANNING AND ZONING COMMISSION OF THE VILLAGE OF BUFFALO GROVE, COOK AND LAKE COUNTIES, ILLINOIS.

AT A MEETING HELD THIS _____ DAY OF _____A.D., 20____.

_____
CHAIRMAN

CORPORATE AUTHORITY'S CERTIFICATE

STATE OF ILLINOIS)

COUNTIES OF COOK & LAKE) SS

APPROVED AND ACCEPTED BY THE PRESIDENT AND BOARD OF TRUSTEES OF THE VILLAGE OF BUFFALO GROVE, COOK AND LAKE COUNTIES, ILLINOIS, AT A MEETING

HELD THIS _____ DAY OF _____ A.D., 20____.

_____
VILLAGE PRESIDENT

ATTEST: _____
VILLAGE CLERK

VILLAGE ENGINEER'S CERTIFICATE

STATE OF ILLINOIS)

COUNTIES OF COOK & LAKE)SS

APPROVED BY THE VILLAGE ENGINEER OF THE VILLAGE OF BUFFALO GROVE, COOK AND LAKE COUNTIES, ILLINOIS.

DATED THIS_____DAY OF _____A.D., 20____.

_____
VILLAGE ENGINEER

ILLINOIS DEPARTMENT OF TRANSPORTATION CERTIFICATE

THIS PLAT HAS BEEN APPROVED BY THE ILLINOIS DEPARTMENT OF TRANSPORTATION WITH RESPECT TO ROADWAY ACCESS PURSUANT OF § 2 OF "AN ACT TO REVISE THE LAW IN RELATION TO PLATS," AS AMENDED. A PLAN THAT MEETS THE REQUIREMENTS CONTAINED IN THE DEPARTMENT'S "POLICY ON PERMITS FOR ACCESS DRIVEWAYS TO STATE HIGHWAYS" WILL, BE REQUIRED BY THE DEPARTMENT.

_____
JOSE RIOS P.E.
REGION ONE ENGINEER

AUTHORIZATION TO RECORD CERTIFICATE

I, JOEL C. VIETTI, AN ILLINOIS PROFESSIONAL LAND SURVEYOR, NO.3561, HEREBY GRANTS PERMISSION TO A REPRESENTATIVE OF THE VILLAGE OF BUFFALO GROVE TO RECORD THIS PLAT OF SUBDIVISION.

_____

JOEL C. VIETTI
ILLINOIS PROFESSIONAL LAND SURVEYOR NO. 3561
LICENSE EXPIRATION DATE: NOVEMBER 30, 2026
2100 MANCHESTER ROAD, SUITE 203
WHEATON, ILLINOIS 60187
PHONE: 630.514.0321
JOELV@WMALTD.COM

PROFESSIONAL LAND SURVEYOR
JOEL C. VIETTI
035-003561
WHEATON
ILLINOIS
STATE OF ILLINOIS

EASEMENT PROVISIONS

AN EASEMENT FOR SERVING THE SUBDIVISION AND OTHER PROPERTY WITH ELECTRIC SOUNDS AND SIGNALS AND COMMUNICATIONS SERVICE IS HEREBY GRANTED TO:

VILLAGE OF BUFFALO GROVE

ITS SUCCESSORS AND ASSIGNS, TO INSTALL, OPERATE, MAINTAIN AND REMOVE, FROM TIME TO TIME, FACILITIES USED IN CONNECTION WITH UNDERGROUND TRANSMISSION AND DISTRIBUTION OF ELECTRICITY, SOUNDS AND SIGNALS, INCLUDING BUT NOT LIMITED TO, TELEVISION, DATA AND RADIO SIGNALS AND COMMUNICATIONS IN, UNDER, ACROSS, ALONG AND UPON THE SURFACE OF THE PROPERTY SHOWN WITHIN THE DOTTED LINES ON THE PLAT AND MARKED "EASEMENT," AND THE PROPERTY DESIGNATED ON THE PLAT FOR STREETS, TOGETHER WITH THE RIGHT TO INSTALL REQUIRED SERVICE CONNECTION UNDER THE SURFACE OF EACH LOT TO SERVE IMPROVEMENTS THEREON, THE RIGHT TO CUT, TRIM OR REMOVE TREES, BUSHES AND ROOTS AS MAY BE REASONABLY REQUIRED INCIDENT TO THE RIGHTS HEREIN GIVEN, AND THE RIGHT TO ENTER UPON THE SUBDIVIDED PROPERTY FOR ALL SUCH PURPOSES. OBSTRUCTIONS SHALL NOT BE PLACED OVER GRANTEE'S FACILITIES OR IN, UPON OR OVER THE PROPERTY WITHIN THE DOTTED LINES MARKED "EASEMENT" WITHOUT THE PRIOR WRITTEN CONSENT OF GRANTEES. AFTER INSTALLATION OF ANY SUCH FACILITIES, THE GRADE OF THE SUBDIVIDED PROPERTY SHALL NOT BE ALTERED IN A MANNER SO AS TO INTERFERE WITH THE PROPER OPERATION AND MAINTENANCE THEREOF.

GENERAL VILLAGE EASEMENT PROVISIONS

AN EASEMENT FOR PURPOSES INCLUDING, BUT NOT LIMITED TO, WATER SUPPLY AND DISTRIBUTION, SANITARY SEWER, STORM SEWER AND DRAINAGE IS HEREBY RESERVED FOR AND GRANTED TO:

VILLAGE OF BUFFALO GROVE

ITS SUCCESSORS AND ASSIGNS TO INSTALL, OPERATE, MAINTAIN, AND REMOVE, FROM TIME TO TIME, FACILITIES USED FOR PURPOSES INCLUDING, BUT NOT LIMITED TO, WATER SUPPLY AND DISTRIBUTION, SANITARY SEWER,STORM SEWER AND DRAINAGE IN, UNDER, ACROSS, ALONG AND UPON THE SURFACE OF THE PROPERTY SHOWN WITHIN THE DOTTED LINES ON THE PLAT AND MARKED "WATERMAIN EASEMENT, SANITARY SEWER EASEMENT, STORM SEWER EASEMENT AND DRAINAGE EASEMENT" ALSO GRANTED HEREWITH IS THE RIGHT TO CUT, TRIM OR REMOVE TREES, BUSHES AND ROOTS AS MAY BE REASONABLY REQUIRED INCIDENT TO THE RIGHTS HEREIN GIVEN, AND THE RIGHT TO ENTER UPON THE SUBDIVIDED PROPERTY FOR ALL SUCH PURPOSES. OBSTRUCTIONS SHALL NOT BE PLACED OVER GRANTEE'S FACILITIES OR IN, UPON OR OVER THE PROPERTY WITHIN THE EASEMENTS WITHOUT THE PRIOR WRITTEN CONSENT OF GRANTEES, AFTER INSTALLATION OF ANY SUCH FACILITIES, THE GRADE OF THE SUBDIVIDED PROPERTY SHALL NOT BE ALTERED IN A MANNER SO AS TO INTERFERE WITH THE PROPER OPERATION AND MAINTENANCE THEREOF.

STORMWATER EASEMENT PROVISIONS

AN EASEMENT FOR PURPOSES INCLUDING, BUT NOT LIMITED TO, STORM SEWER AND DRAINAGE, IS HEREBY RESERVED FOR AND GRANTED TO

VILLAGE OF BUFFALO GROVE

ITS SUCCESSORS AND ASSIGNS TO INSTALL, OPERATE, MAINTAIN, AND REMOVE, FROM TIME TO TIME, FACILITIES USED FOR PURPOSES INCLUDING, BUT NOT LIMITED TO, STORMWATER AND DRAINAGE, IN, UNDER, ACROSS, ALONG AND UPON THE SURFACE OF THE PROPERTY SHOWN WITHIN THE DOTTED LINES ON THE PLAT AND MARKED "STORMWATER EASEMENT", ALSO GRANTED HEREWITH IS THE RIGHT TO CUT, TRIM OR REMOVE TREES, BUSHES AND ROOTS AS MAY BE REASONABLY REQUIRED INCIDENT TO THE RIGHTS HEREIN GIVEN, AND THE RIGHT TO ENTER UPON THE SUBDIVIDED PROPERTY FOR ALL SUCH PURPOSES. OBSTRUCTIONS SHALL NOT BE PLACED OVER GRANTEE'S FACILITIES OR IN, UPON OR OVER THE PROPERTY WITHIN THE EASEMENTS WITHOUT THE PRIOR WRITTEN CONSENT OF GRANTEES, AFTER INSTALLATION OF ANY SUCH FACILITIES, THE GRADE OF THE SUBDIVIDED PROPERTY SHALL NOT BE ALTERED IN A MANNER SO AS TO INTERFERE WITH THE PROPER OPERATION AND MAINTENANCE THEREOF.

NICOR EASEMENT PROVISIONS

AN EASEMENT IS HEREBY RESERVED FOR AND GRANTED TO NICOR GAS COMPANY, ITS SUCCESSORS AND ASSIGNS ("NI-GAS") TO INSTALL, OPERATE, MAINTAIN, REPAIR, REPLACE AND REMOVE, FACILITIES USED IN CONNECTION WITH THE TRANSMISSION AND DISTRIBUTION OF NATURAL GAS IN, OVER, UNDER, ACROSS, ALONG AND UPON THE SURFACE OF THE PROPERTY SHOWN ON THIS PLAT MARKED "EASEMENT, "COMMON AREA OR AREAS", "PUDE" AND STREETS AND ALLEYS, WHETHER PUBLIC OR PRIVATE, AND THE PROPERTY DESIGNATED IN THE DECLARATION OF CONDOMINIUM AND/OR ON THIS PLAT AS "COMMON ELEMENTS" TOGETHER WITH THE RIGHT TO INSTALL REQUIRED SERVICE CONNECTIONS OVER OR UNDER THE SURFACE OF EACH LOT AND COMMON AREA OR AREAS TO SERVE IMPROVEMENTS THEREON, OR ON ADJACENT LOTS, AND COMMON AREA OR AREAS, AND TO SERVE OTHER PROPERTY, ADJACENT OR OTHERWISE, AND THE RIGHT TO REMOVE OBSTRUCTIONS, INCLUDING BUT NOT LIMITED TO, TREES, BUSHES, ROOTS AND FENCES, AS MAY BE REASONABLY REQUIRED INCIDENT TO THE RIGHTS HEREIN GIVEN, AND THE RIGHT TO ENTER UPON THE PROPERTY FOR ALL SUCH PURPOSES. OBSTRUCTIONS SHALL NOT BE PLACED OVER NICOR'S FACILITIES OR IN, UPON OR OVER THE PROPERTY IDENTIFIED ON THIS PLAT FOR UTILITY PURPOSES WITHOUT THE PRIOR WRITTEN CONSENT OF NICOR. AFTER INSTALLATION OF ANY SUCH FACILITIES, THE GRADE OF THE PROPERTY SHALL NOT BE ALTERED IN A MANNER SO AS TO INTERFERE WITH THE PROPER OPERATION AND MAINTENANCE THEREOF.

THE TERM "COMMON ELEMENTS" SHALL HAVE THAT MEANING SET FORTH FOR SUCH TERM IN SECTION 605/2(E) OF THE "CONDOMINIUM PROPERTY ACT" (ILLINOIS COMPILED STATUTES, CH. 765, SEC. 605/2(E)), AS AMENDED FROM TIME TO TIME.

THE TERM "COMMON AREA OR AREAS" IS DEFINED AS A LOT, PARCEL OR AREA OF REAL PROPERTY, INCLUDING REAL PROPERTY SURFACED WITH INTERIOR DRIVEWAYS AND WALKWAYS, THE BENEFICIAL USE AND ENJOYMENT OF WHICH IS RESERVED IN WHOLE AS AN APPURTENANCE TO THE SEPARATELY OWNED LOTS, PARCELS OR AREAS WITHIN THE PROPERTY, EVEN THOUGH SUCH AREAS MAY BE DESIGNATED ON THIS PLAT BY OTHER TERMS.

EASEMENT PROVISIONS

AN EASEMENT FOR SERVING THE SUBDIVISION AND OTHER PROPERTY WITH ELECTRIC AND COMMUNICATION SERVICE IS HEREBY RESERVED FOR AND GRANTED TO

COMMONWEALTH EDISON COMPANY AND SBC TELEPHONE COMPANY, GRANTEES,

THEIR RESPECTIVE LICENSEES, SUCCESSORS AND ASSIGNS JOINTLY AND SEVERALLY, TO CONSTRUCT, OPERATE, REPAIR, MAINTAIN, MODIFY, RECONSTRUCT, REPLACE, SUPPLEMENT, RELOCATE AND REMOVE, FROM TIME TO TIME, POLES, GUYS, ANCHORS, WIRES, CABLES, CONDUITS, MANHOLES, TRANSFORMERS, PEDESTALS, EQUIPMENT CABINETS OR OTHER FACILITIES USED IN CONNECTION WITH OVERHEAD AND UNDERGROUND TRANSMISSION AND DISTRIBUTION OF ELECTRICITY, COMMUNICATIONS, SOUNDS AND SIGNALS IN, OVER, UNDER, ACROSS, ALONG AND UPON THE SURFACE OF THE PROPERTY SHOWN WITHIN THE DASHED OR DOTTED LINES (OR SIMILAR DESIGNATION) ON THE PLAT AND MARKED "EASEMENT", "UTILITY EASEMENT", "PUBLIC UTILITY EASEMENT", "P.U.E.S" (OR SIMILAR DESIGNATION), THE PROPERTY DESIGNATED IN THE DECLARATION OF CONDOMINIUM AND/OR ON THIS PLAT AS "COMMON ELEMENTS", AND THE PROPERTY DESIGNATED ON THE PLAT AS "COMMON AREA OR AREAS", AND THE PROPERTY DESIGNATED ON THE PLAT FOR STREETS AND ALLEYS, WHETHER PUBLIC OR PRIVATE, TOGETHER WITH THE RIGHTS TO INSTALL REQUIRED SERVICE CONNECTIONS OVER OR UNDER THE SURFACE OF EACH LOT AND COMMON AREA OR AREAS TO SERVE IMPROVEMENTS THEREON, OR ON ADJACENT LOTS AND COMMON AREA OR AREAS, THE RIGHT TO CUT, TRIM OR REMOVE TREES, BUSHES, ROOTS AND SAPLINGS AND TO CLEAR OBSTRUCTIONS FROM THE SURFACE AND SUBSURFACE AS MAY BE REASONABLY REQUIRED INCIDENT TO THE RIGHTS HEREIN GIVEN, AND THE RIGHT TO ENTER UPON THE SUBDIVIDED PROPERTY FOR ALL SUCH PURPOSES. OBSTRUCTIONS SHALL NOT BE PLACED OVER GRANTEES' FACILITIES OR IN, UPON OR OVER THE PROPERTY WITHIN THE DASHED OR DOTTED LINES (OR SIMILAR DESIGNATION) MARKED "EASEMENT", "UTILITY EASEMENT", "PUBLIC UTILITY EASEMENT", "P.U.E" (OR SIMILAR DESIGNATION) WITHOUT THE PRIOR WRITTEN CONSENT OF GRANTEES. AFTER INSTALLATION OF ANY SUCH FACILITIES, THE GRADE OF THE SUBDIVIDED PROPERTY SHALL NOT BE ALTERED IN A MANNER SO AS TO INTERFERE WITH THE PROPER OPERATION AND MAINTENANCE THEREOF.

THE TERM "COMMON ELEMENTS" SHALL HAVE THE MEANING SET FORTH FOR SUCH TERM IN THE "CONDOMINIUM PROPERTY ACT", CHAPTER 765 ILCS 605/2(C), AS AMENDED FROM TIME TO TIME.

THE TERM "COMMON AREA OR AREAS" IS DEFINED AS A LOT, PARCEL OR AREA OF REAL PROPERTY, THE BENEFICIAL USE AND ENJOYMENT OF WHICH IS RESERVED IN WHOLE OR AS AN APPORTIONMENT TO THE SEPARATELY OWNED LOTS, PARCELS OR AREAS WITHIN THE PLANNED DEVELOPMENT, EVEN THOUGH SUCH BE OTHERWISE DESIGNATED ON THE PLAT BY TERMS SUCH AS "OUTLOTS", "COMMON ELEMENTS", "OPEN SPACE", "OPEN AREA", "COMMON GROUND", "PARKING" AND "COMMON AREA", THE TERM "COMMON AREA OR AREAS", AND "COMMON ELEMENTS" INCLUDE REAL PROPERTY SURFACED WITH INTERIOR DRIVEWAYS AND WALKWAYS, BUT EXCLUDES REAL PROPERTY PHYSICALLY OCCUPIED BY A BUILDING, SERVICE BUSINESS DISTRICT OR STRUCTURES SUCH AS A POOL, RETENTION POND OR MECHANICAL EQUIPMENT.

RELOCATION OF FACILITIES WILL BE DONE BY GRANTEES AT COST OF THE GRANTOR/LOT OWNER, UPON WRITTEN REQUEST.

SURVEYOR CERTIFICATE

STATE OF ILLINOIS)
COUNTY OF DUPAGE) SS

THIS IS TO CERTIFY THAT WEBSTER, McGRATH AND AHLBERG, LTD., HAVE SURVEYED AND SUBDIVIDED THE FOLLOWING DESCRIBED PROPERTY:

LEGAL DESCRIPTION:

LOTS 1 AND 3 IN PLAZA VERDE UNIT TWO 2ND RESUBDIVISION, BEING A RESUBDIVISION OF PART OF THE NORTHEAST 1/4 OF THE NORTHEAST 1/4 OF SECTION 7, TOWNSHIP 42 NORTH, RANGE 11 EAST OF THE THIRD PRINCIPAL MERIDIAN, IN COOK COUNTY, ILLINOIS, ACCORDING TO THE PLAT THEREOF RECORDED APRIL 13, 2018 AS DOCUMENT NUMBER 1810319011.

AS SHOWN BY THE ANNEXED PLAT.

ALL DISTANCES ARE SHOWN IN FEET AND DECIMALS THEREOF.

WE FURTHER CERTIFY THAT THE PROPERTY IS LOCATED WITHIN THE VILLAGE OF BUFFALO GROVE WHICH HAS ADOPTED A COMPREHENSIVE PLAN.

BY SCALE MEASUREMENT ONLY ON THE FLOOD INSURANCE RATE MAP FOR COOK COUNTY, ILLINOIS, AND INCORPORATED AREAS, MAP NUMBER 17031C0065J WITH AN EFFECTIVE DATE OF AUGUST 19, 2008, THE SUBJECT PROPERTY LIES WITHIN ZONE "UNSHADED X" (AREAS DETERMINED TO BE OUTSIDE THE 0.2% ANNUAL CHANCE FLOODPLAIN).

THIS PROFESSIONAL SERVICE CONFORMS TO THE CURRENT ILLINOIS MINIMUM STANDARDS FOR A BOUNDARY SURVEY.

GIVEN UNDER MY HAND AND CORPORATE SEAL AT WHEATON, ILLINOIS, THIS _____

DAY OF _____, A.D., 20_____.

WEBSTER, McGRATH AND AHLBERG, LTD.

BY:_____

JOEL C. VIETTI
ILLINOIS PROFESSIONAL LAND SURVEYOR NO, 3561
LICENSE EXPIRATION DATE: NOVEMBER 30, 2026
2100 MANCHESTER ROAD, SUITE 203
WHEATON, ILLINOIS 60187
PHONE: 630.514.0321
JOELV@WMALTD.COM

PROFESSIONAL LAND SURVEYOR
JOEL C. VIETTI
035-003561
WHEATON
ILLINOIS
STATE OF ILLINOIS

VILLAGE COLLECTOR'S CERTIFICATE

STATE OF ILLINOIS)

COUNTIES OF COOK AND LAKE)SS

I HEREBY CERTIFY THAT I FIND NO DEFERRED INSTALLMENTS OF OUTSTANDING UNPAID SPECIAL ASSESSMENTS DUE AGAINST THE PROPERTY DESCRIBED IN THE PLAT HEREON DRAWN, BUFFALO GROVE, COOK AND LAKE COUNTIES, ILLINOIS.

DATED THIS _____ DAY OF _____A.D., 20____

_____
VILLAGE COLLECTOR

COUNTY CLERK CERTIFICATE

STATE OF ILLINOIS)
COUNTY OF COOK)SS

I, _____, COUNTY CLERK OF COOK COUNTY, ILLINOIS,
DO HEREBY CERTIFY THAT THERE ARE NO DELINQUENT GENERAL TAXES, UNPAID CURRENT GENERAL TAXES, DELINQUENT SPECIAL ASSESSMENTS OR UNPAID CURRENT SPECIAL ASSESSMENTS AGAINST ANY OF THE LAND INCLUDED IN THE DESCRIBED PROPERTY.

I FURTHER CERTIFY THAT I HAVE RECEIVED ALL STATUTORY FEES IN CONNECTION WITH THE PLAT.

GIVEN UNDER MY HAND AND SEAL OF THE COUNTY CLERK OF COOK COUNTY, ILLINOIS.

THIS _____ DAY OF _____, A.D., 20_____.

_____
COUNTY CLERK

_____
PLEASE TYPE/PRINT NAME

Rev.	Date	Description	By
1	10-6-25	REVISED PER VILLAGE REVIEW	JCV

WEBSTER, McGRATH & AHLBERG LTD.
WMA
LAND SURVEYING • CIVIL ENGINEERING • LANDSCAPE ARCHITECTURE
Over a Century of Service to our Clients
2100 Manchester Road, Building A, Suite 203 Wheaton, Illinois 60187
ph: (630)668-7603 web: www.wmltd.com
Design Firm License No. 184-003101

FINAL PLAT OF PLAZA VERDE UNIT 2 - 3RD RESUBDIVISION

LOCATION: 1355 DUNDEE ROAD, BUFFALO GROVE, ILLINOIS

PREPARED FOR: DREAM CLEAN OPERATING CO., LLC, 625 GREENLEAF AVENUE, WILMETTE, ILLINOIS 60091, PHONE: 847.869.9397

JOB #:	DATE:	SCALE:
45027	7-1-2025	1"=30'
SURV: JCV	DRAWN: JCV	DESIGN: XXX
FILE #: COOK CO. 7-42-11		SHEET #: 2 of 2

7:57:03 AM 10/8/2025 G:\ACTIVE PROJECTS\45027-01\01-Cad\SURV-XX\45027 Buildable 7-1-2025.dgn

Site Plan w/ Diagram

Date: 2-13-26

ver3

Product: *FAB*

Machine: *FAB*

Designer: *CLH*

Sales Person: *CLH*

Job Schedule:

Permits: [ ]

Pick Up [ ]

Install [ ]

Ship [ ]

If Approved, Please Fill Area

Signature:

Print Name:

If not email changes

Bill To Client:

Mitch

1355 Dundee Rd

Buffalo Grove IL

New Build

Monument Per Village

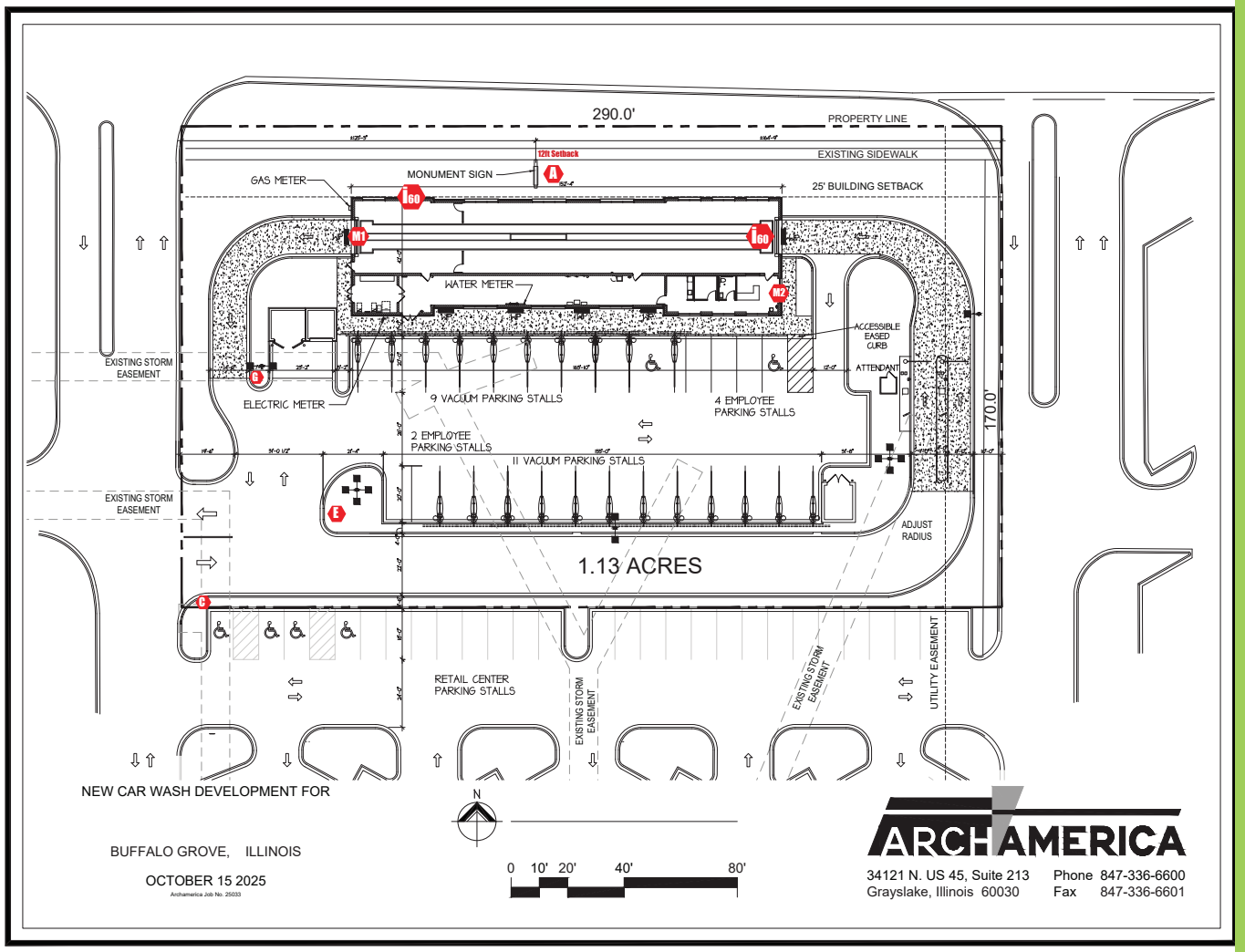

ARCHAMERICA
34121 N. US 45, Suite 213
Grayslake, Illinois 60030
Phone 847-336-6600
Fax 847-336-6601

Sign - i-60 - qty 2

Sign 1 - ON NORTH SIDE Face Dundee of BUILDING
Sign 2 - ON Tunnel Entrance Wall - on EAST SIDE of Building 60 sqft



Sign - G



Tunnel Exit Signs
(when grass/soil is at exit)

Sign - M

2" Deep Aluminum 060 -
Shoebox Pans Painted w/ Reflective Vinyl Faces
18" H x 96" W - NON LIT

M 1	EXIT ONLY
M 2	LOBBY

Sign - C



Sign - E

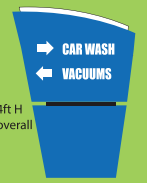

Sign : A -1



PLEASE NOTE:
Standard production time on most Print/Graphic Orders is 5-10 business days from signed approval or when materials for your project arrives (whichever may be longer). Anything required for a certain date/event/rush may have Rush Fee Applied. Prices DO NOT include tax, freight or installation where applicable unless noted. *Custom One Off Signs & electrical Fabricated items are 5-7 weeks in most cases.

YOU ARE THE LAST PERSON TO APPROVE THIS PROOF
This proof for your project approval is YOUR responsibility to proofread and check all items of your project carefully.
IC Signs & Graphics is NOT responsible for errors that are overlooked during the proofing process.
YOU will be responsible for reprint costs. By signing this proof and OR replying to the email communication w/ this proof prior for an approval, you are taking all liability that the proof is correct.

IC Signs & Graphics
"Your Eye For Creative Sign Solutions"

WE HAVE MOVED!

522 Sheridan Rd Highwood IL 60040 P: 708-669-7777 W: icsignsinc.com

No Verbal Changes or Approvals Allowed / All Approvals or Changes must be emailed

Date: 11-25-25

Product: FAB
Machine: FAB
Designer: CLH
Sales Person: CLH

Job Schedule:

Permits:

Pick Up

Install

Ship

If Approved, Please Fill Area

Signature:

Print Name:

If not email changes

Bill To Client:
Mitch

1355 Dundee Rd
Buffalo Grove IL

New Build

Monument Per Village

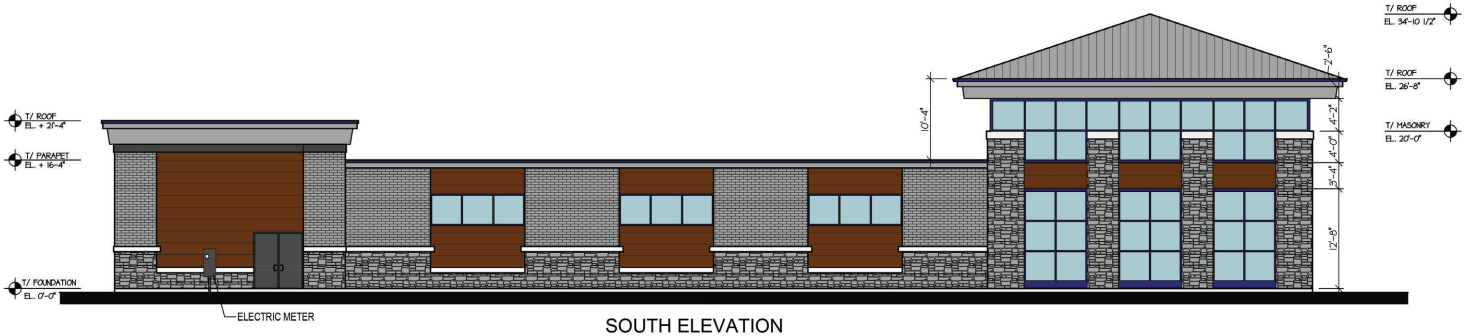

SOUTH ELEVATION



WEST ELEVATION EXIT



EAST ELEVATION ENTRANCE

Entrance Side w/ ID Wall Sign

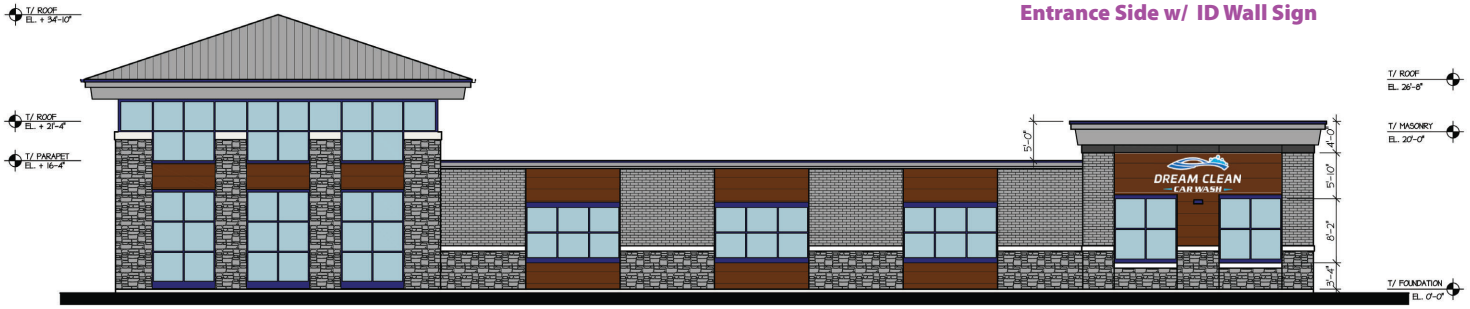

NORTH FACING DUNDEE

NEW CAR WASH DEVELOPMENT FOR

Dream Clean

BUFFALO GROVE, ILLINOIS

AUGUST 26, 2025

Archamerica Job No. 25033

Elevations

0 5' 10' 20' 40'

ARCHAMERICA
34121 N. US 45, Suite 213
Grayslake, Illinois 60030
Phone 847-336-6600
Fax 847-336-6601

iC Signs & Graphics
"Your Eye For Creative Sign Solutions"

PLEASE NOTE:
Standard production time on most Print/Graphic Orders is 5-10 business days from signed approval or when materials for your project arrives (whichever may be longer). Anything required for a certain date/event/rush may have Rush Fee Applied. Prices DO NOT include tax, freight or installation where applicable unless noted. *Custom One Off Signs & electrical Fabricated items are 5-7 weeks in most cases.

YOU ARE THE LAST PERSON TO APPROVE THIS PROOF
This proof for your project approval is YOUR responsibility to proofread and check all items of your project carefully. IC Signs & Graphics is NOT responsible for errors that are overlooked during the proofing process. YOU will be responsible for reprint costs. By signing this proof and OR replying to the email communication w/ this proof prior for an approval, you are taking all liablity that the proof is correct.

WE HAVE MOVED! 522 Sheridan Rd Highwood IL 60040 P: 708-669-7777 W: icsignsinc.com

No Verbal Changes or Approvals Allowed / All Approvals or Changes must be emailed

Date: 2-13-26

Comments Addressed

Product: FAB

Machine: FAB

Designer: CLH

Sales Person: CLH

Job Schedule:

Permits: ☐

Pick Up ☐

Install ☐

Ship ☐

If Approved, Please Fill Area

Signature:

Print Name:

If not email changes

Bill To Client:

Mitch

1355 Dundee Rd

Buffalo Grove IL

New Build

Monument Per Village

Dream Clean Car Wash Branding Guidelines & Paint Colors

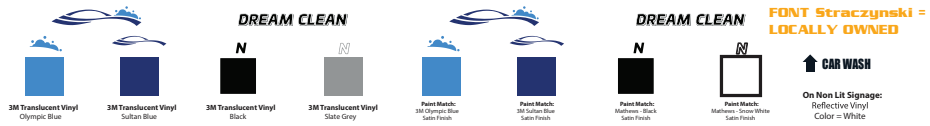

NITE Render



PUSH THROUGH ACRYLIC LETTERS

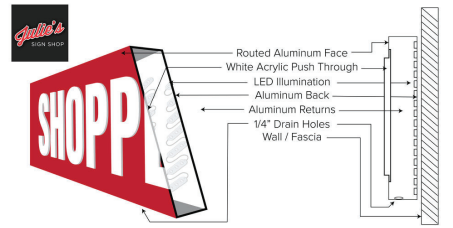

64 Sq ft Max
12ft H Max
w/ Brick Base
*Opaque White B/G

Sign : A -1



***Buffalo Grove IL - Project* - IC-Sign Code: A-1**

PLEASE NOTE:
Standard production time on most Print/Graphic Orders is 5-10 business days from signed approval or when materials for your project arrives (whichever may be longer). Anything required for a certain date/event/rush may have Rush Fee Applied. Prices DO NOT include tax, freight or installation where applicable unless noted. *Custom One Off Signs & electrical Fabricated items are 5-7 weeks in most cases.

YOU ARE THE LAST PERSON TO APPROVE THIS PROOF
This proof for your project approval is YOUR responsibility to proofread and check all items of your project carefully. IC Signs & Graphics is NOT responsible for errors that are overlooked during the proofing process. YOU will be responsible for reprint costs. By signing this proof and OR replying to the email communication w/ this proof prior for an approval, you are taking all liablity that the proof is correct.

IC Signs & Graphics
"Your Eye For Creative Sign Solutions"

WE HAVE MOVED!

522 Sheridan Rd Highwood IL 60040 P: 708-669-7777 W: icsignsinc.com

No Verbal Changes or Approvals Allowed / All Approvals or Changes must be emailed

Date: 1-22-26

Product: FAB
Machine: FAB
Designer: CLH
Sales Person: CLH

Job Schedule:

Permits: ■

Pick Up ☐

Install ■

Ship ☐

If Approved, Please Fill Area

Signature:

Print Name:

If not email changes

Bill To Client:

Mitch

1355 Dundee Rd
Buffalo Grove IL

New Build

Monument Per Village

Sign - E
1 or 2 Sided

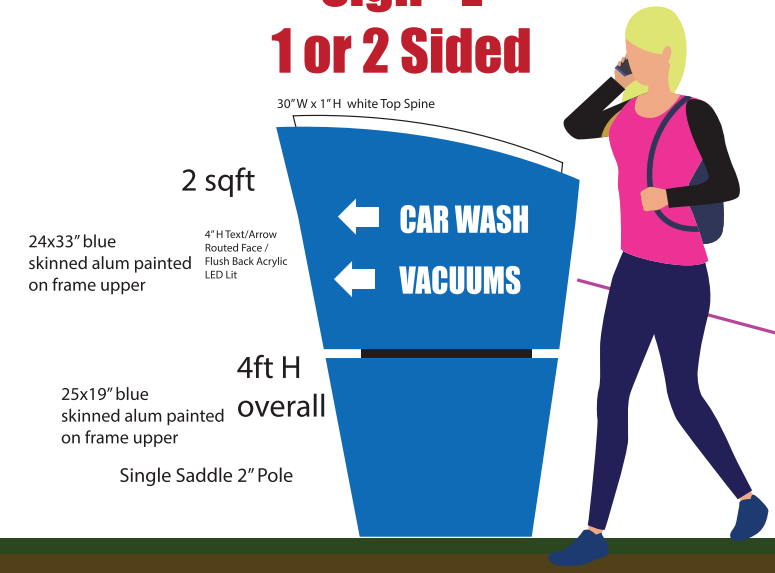



Examples of Fabrication Style
Routed Face w/ 3/16" White Acrylic Backed Alum w/ Industrial Adhesive & Welded Tabs for Holding in Place
Low Voltage 120v LED Panel Lit

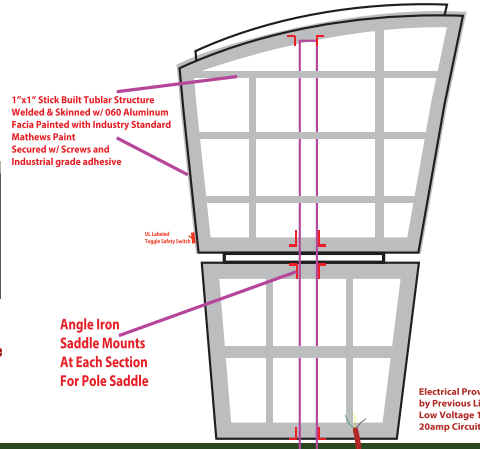

Directional Signs
For Internal Traffic Flow



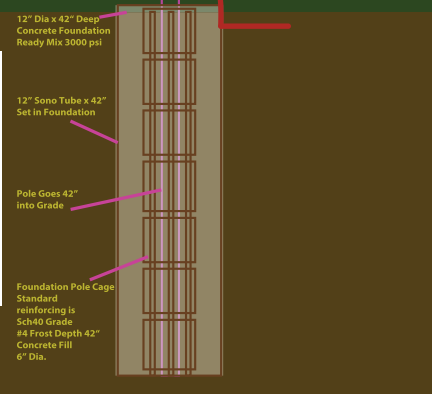

IC Signs & Graphics
"Your Eye For Creative Sign Solutions"

PLEASE NOTE:
Standard production time on most Print/Graphic Orders is 5-10 business days from signed approval or when materials for your project arrives (whichever may be longer). Anything required for a certain date/event/rush may have Rush Fee Applied. Prices DO NOT include tax, freight or installation where applicable unless noted. *Custom One Off Signs & electrical Fabricated items are 5-7 weeks in most cases.

YOU ARE THE LAST PERSON TO APPROVE THIS PROOF
This proof for your project approval is YOUR responsibility to proofread and check all items of your project carefully. IC Signs & Graphics is NOT responsible for errors that are overlooked during the proofing process. YOU will be responsible for reprint costs. By signing this proof and OR replying to the email communication w/ this proof prior for an approval, you are taking all liablity that the proof is correct.

WE HAVE MOVED!

522 Sheridan Rd Highwood IL 60040 P: 708-669-7777 W: icsignsinc.com

No Verbal Changes or Approvals Allowed / All Approvals or Changes must be emailed

Date: 1-22-26

Product: FAB
Machine: FAB
Designer: CLH
Sales Person: CLH

Job Schedule:

Permits: ■

Pick Up ☐

Install ■

Ship ☐

If Approved, Please Fill Area

Signature:

Print Name:

If not email changes

Bill To Client:
Mitch

1355 Dundee Rd
Buffalo Grove IL

New Build

Monument Per Village

Ver 2 stacked - Style

Sign - G

Side 1

3 sqft



6" H Text/Arrow
Routed Face / Flush Back Acrylic
LED Lit

4ft H overall
Single Saddle 2" Pole

Side 2

30"W x 1"H white Top Spine

3 sqft

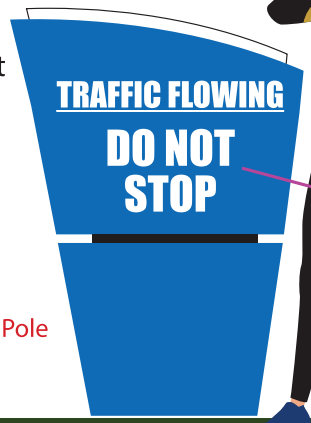





Examples of Fabrication Style
Routed Face w/ 3/16" White Acrylic
Backed Alum w/ Industrial Adhesive
& Welded Tabs for Holding in Place
Low Voltage 120v LED Panel Lit

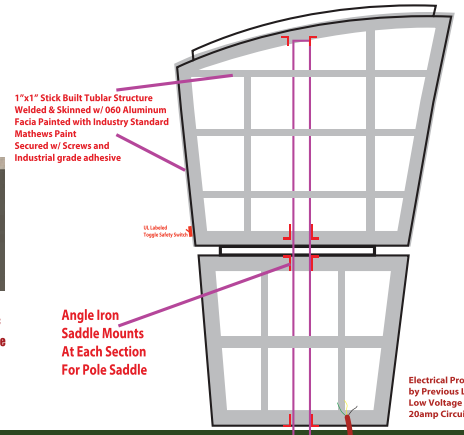

Tunnel Exit Signs



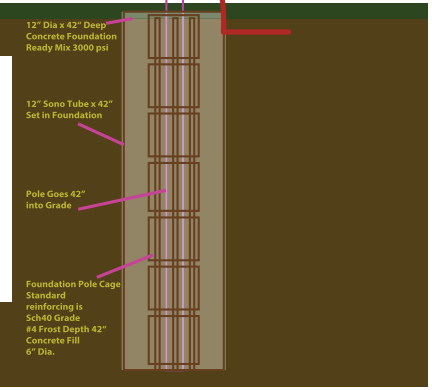

PLEASE NOTE:
Standard production time on most Print/Graphic Orders is 5-10 business days from signed approval or when materials for your project arrives (whichever may be longer). Anything required for a certain date/event/rush may have Rush Fee Applied. Prices DO NOT include tax, freight or installation where applicable unless noted. *Custom One Off Signs & electrical Fabricated items are 5-7 weeks in most cases.

YOU ARE THE LAST PERSON TO APPROVE THIS PROOF
This proof for your project approval is YOUR responsibility to proofread and check all items of your project carefully. IC Signs & Graphics is NOT responsible for errors that are overlooked during the proofing process. YOU will be responsible for reprint costs. By signing this proof and OR replying to the email communication w/ this proof prior for an approval, you are taking all liablity that the proof is correct.

IC Signs & Graphics
"Your Eye For Creative Sign Solutions"

WE HAVE MOVED!

522 Sheridan Rd Highwood IL 60040 P: 708-669-7777 W: icsignsinc.com

No Verbal Changes or Approvals Allowed / All Approvals or Changes must be emailed

Date: 1-21-26

Product: FAB
Machine: FAB
Designer: CLH
Sales Person: CLH

Job Schedule:

Permits:

Pick Up

Install

Ship

If Approved, Please Fill Area

Signature:

Print Name:

If not email changes

Bill To Client:

Mitch

1355 Dundee Rd
Buffalo Grove IL

New Build

Monument Per Village

Dream Clean Car Wash Branding Guidelines & Paint Colors





*****Community Development** Comment Addressed**

- Reduced Height of Directional Sign from 5ft to 4ft
- Noted Sq ft of graphic area

Sign - C



Enter / Exit - Directional Signs w/ Branded Logos

IC Signs & Graphics
"Your Eye For Creative Sign Solutions"

PLEASE NOTE:
Standard production time on most Print/Graphic Orders is 5-10 business days from signed approval or when materials for your project arrives (whichever may be longer). Anything required for a certain date/event/rush may have Rush Fee Applied. Prices DO NOT include tax, freight or installation where applicable unless noted. *Custom One Off Signs & electrical Fabricated items are 5-7 weeks in most cases.

YOU ARE THE LAST PERSON TO APPROVE THIS PROOF
This proof for your project approval is YOUR responsibility to proofread and check all items of your project carefully. IC Signs & Graphics is NOT responsible for errors that are overlooked during the proofing process. YOU will be responsible for reprint costs. By signing this proof and OR replying to the email communication w/ this proof prior for an approval, you are taking all liablity that the proof is correct.

WE HAVE MOVED!

522 Sheridan Rd Highwood IL 60040 P: 708-669-7777 W: icsignsinc.com

No Verbal Changes or Approvals Allowed / All Approvals or Changes must be emailed

Date: 1-22-26

Product: FAB
Machine: FAB
Designer: CLH
Sales Person: CLH

Job Schedule:

Permits: ■

Pick Up ☐

Install ■

Ship ☐

If Approved, Please Fill Area

Signature:

Print Name:

If not email changes

Bill To Client:
Mitch

1355 Dundee Rd
Buffalo Grove IL

New Build

Monument Per Village

SIGN M

Dream Clean Car Wash Branding Guidelines & Paint Colors

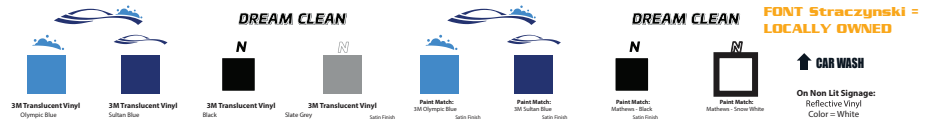

2″ Deep Aluminum 060 -
Shoebox Pans Painted w/ Reflective Vinyl Faces
18″ H x 96″ W - NON LIT



EXIT ONLY

LOBBY

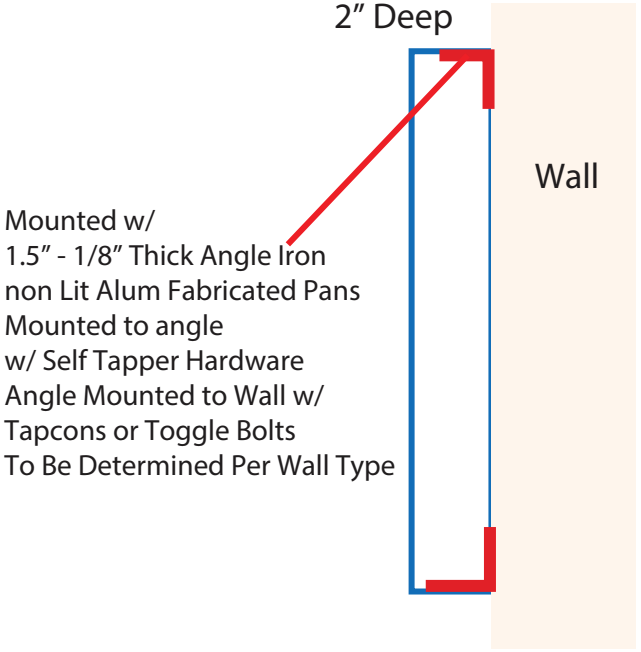

Mounted w/
1.5″ - 1/8″ Thick Angle Iron
non Lit Alum Fabricated Pans
Mounted to angle
w/ Self Tapper Hardware
Angle Mounted to Wall w/
Tapcons or Toggle Bolts
To Be Determined Per Wall Type

IC Signs & Graphics
"Your Eye For Creative Sign Solutions"

PLEASE NOTE:
Standard production time on most Print/Graphic Orders is 5-10 business days from signed approval or when materials for your project arrives (whichever may be longer). Anything required for a certain date/event/rush may have Rush Fee Applied. Prices DO NOT include tax, freight or installation where applicable unless noted. *Custom One Off Signs & electrical Fabricated items are 5-7 weeks in most cases.

YOU ARE THE LAST PERSON TO APPROVE THIS PROOF
This proof for your project approval is YOUR responsibility to proofread and check all items of your project carefully. IC Signs & Graphics is NOT responsible for errors that are overlooked during the proofing process. YOU will be responsible for reprint costs. By signing this proof and OR replying to the email communication w/ this proof prior for an approval, you are taking all liablity that the proof is correct.

WE HAVE MOVED!

522 Sheridan Rd Highwood IL 60040 P: 708-669-7777 W: icsignsinc.com

No Verbal Changes or Approvals Allowed / All Approvals or Changes must be emailed

ABC MANUFACTURING

OUTDOOR DIGITAL MENU

OH55A-S / OH46A-S SAMSUNG

46" - 55"
(117 - 140 cm)

MAX LB/KG
135 lb
(61 kg)



OPTIONAL: SECURITY DOORS
+ EXTRA ADVERTISEMENT SPACE





BASIC DIMENSIONS

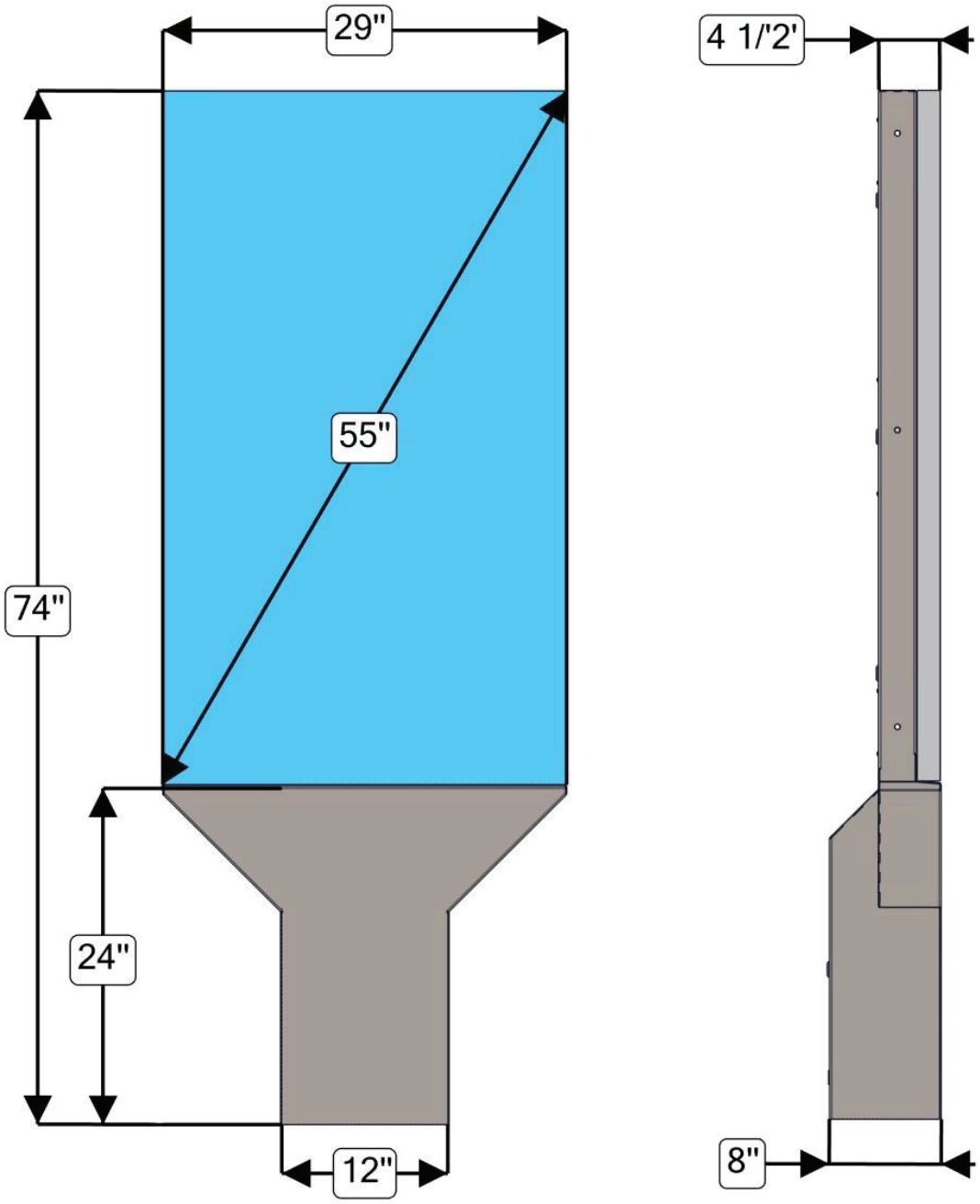

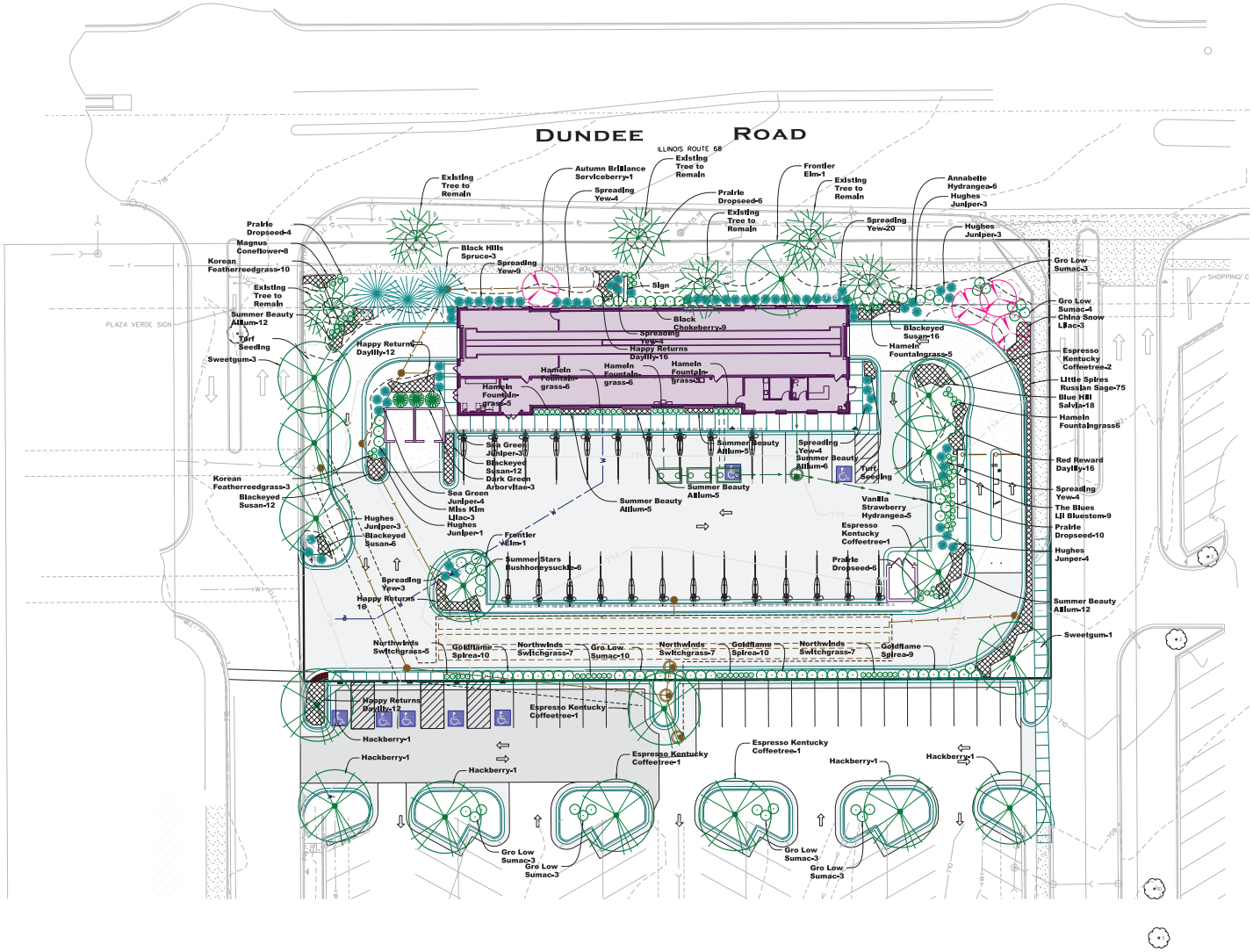

Shade Trees	QTY/Root Form/Size
State Street Maple Acer miyabei 'State Street'	3/b&b/2.5"
Hackberry Celtis occidentalis	5/b&b/2.5"
Espresso Kentucky Coffeetree Gymnocladus dioicus 'Espresso'	6/b&b/2.5"
Sweetgum Liquidambar styraciflua 'Moraine'	4/b&b/2.5"
Black Hills Spruce Picea glauca 'Densata'	3/b&b/6'
Frontier Elm Ulmus 'Frontier'	2/b&b/3.0"

Ornamental Trees	QTY/Root Form/Size
Autumn Brilliance Serviceberry Amelanchier laevis	1/b&b/6'
China Snow Lilac Syringa pekinensis 'Morton'	3/b&b/2"

Shrubs	QTY/Root Form/Size
Hinsdale Blackchokeberry Aronia melanocarpa 'Hinsdale'	9/b&b/36"
Summer Stars Bushhoneysuckle Diervilla rivularis 'Summer Stars'	6/b&b/30"
Annabelle Hydrangea Hydrangea arborescens "Annabelle'	6/b&b/30"
Vanilla Strawberry Hydrangea Hydrangea paniculata 'Renhy'	5/b&b/36"
Sea Green Juniper Juniperus chinensis 'Sea Green'	7/b&b/3 gal.
Hughes Juniper Juniperus horizontalis 'Hughes'	11/b&b/30"
Gro Low Sumac Rhus aromatica 'Gro Low'	29/b&b/30"
Miss Kim Lilac Syringa patula 'Miss Kim'	3/b&b/30"
Gold Flame Spirea Spirea japonica 'Gold Flame'	29/b&b/30"
Spreading Yew Taxus media 'Dark Green Spreader'	48/b&b/3 gal.
Dark Green Arborvitae Thuja occidentalis 'Nigra'	3/b&b/5'

Perennials	QTY/Root Form/Size
Summer Beauty Allium Allium tanguticum 'Summer Beauty'	33/pot/1 gal.
Korean Featherreedgrass Calamagrostis brachytricha	13/pot/1 gal.
Magnus Coneflower Echinacea purpurea 'Magnus'	8/pot/1 gal.
Coloratus Euonymus fortunei 'Coloratus	78/pot/3"
Happy Returns Daylily Hemorcallis 'Happy Returns'	44/pot/1 gal.
Red Reward Daylily Hemorcallis 'Red Reward'	16/pot/1 gal.
Hameln Fountaingrass Penneseteum alopercoides 'Hameln'	28/pot/1 gal.
Little Spire Sussian Sage Perovskia atriplicifolia 'Little Spire'	75/pot/1 gal.
Northwinds Switchgrass Panicum virgatum 'Northwinds'	26/pot/1 gal.
Blackeyed Susan Rudbeckia fulgida 'Goldstrum'	30/pot/1 gal.
Blue Hill Salvia Salvia nemorosa 'Blue Hill'	18/pot/1 gal.
The Blues Little Bluestem Schizachyrium scoparium	9/pot/1 gal.
Prairie Dropseed Sporobolus heterolepis	26/pot/1 gal.

0 20 40
GRAPHIC SCALE - FEET

Dream Clean
1355 W. Dundee Road
Buffalo Grove, IL 60089

Prepared For:
Dream Clean Operating Company

ARCHAMERICA
820 Greenleaf Ave.
Wheeling, IL 60090
email: jmarshall@archamerica.com

DREAM CLEAN CAR WASH

WEBSTER, McGRATH & AHLBERG, LTD.
WMA
LAND SURVEYING · CIVIL ENGINEERING · LANDSCAPE ARCHITECTURE
Over 100 Years of Service to Clients
2190 MANCHESTER RD, BUILDING A, SUITE 203
WHEATON, ILLINOIS 60187
PH: (630)653-4888 FAX: (630)653-4866 E-MAIL: INFO@WMAENGINEERING.COM
DESIGN FIRM LICENSE NO. 184003101

NO.	DATE	REVISION DESCRIPTION
1	10-13-2025	VMgr Review
2	11-26-2025	VMgr Review

Section-Township-Range
Cook: NE ¼ 07-42-11

JOB #	45027	SURV:	CCG
DRAWN:	BMB	REVIEW:	SMR
SCALE:	1"=20'	DATE:	07-02-2025

SHEET NAME
Landscape Plan

SHEET #
L-1

E:\ACTIVE-PROJECTS\45027-074211-Cook\ENGR-BMB\45027-civil.dgn, Model: L-1, Date: 11/25/2025

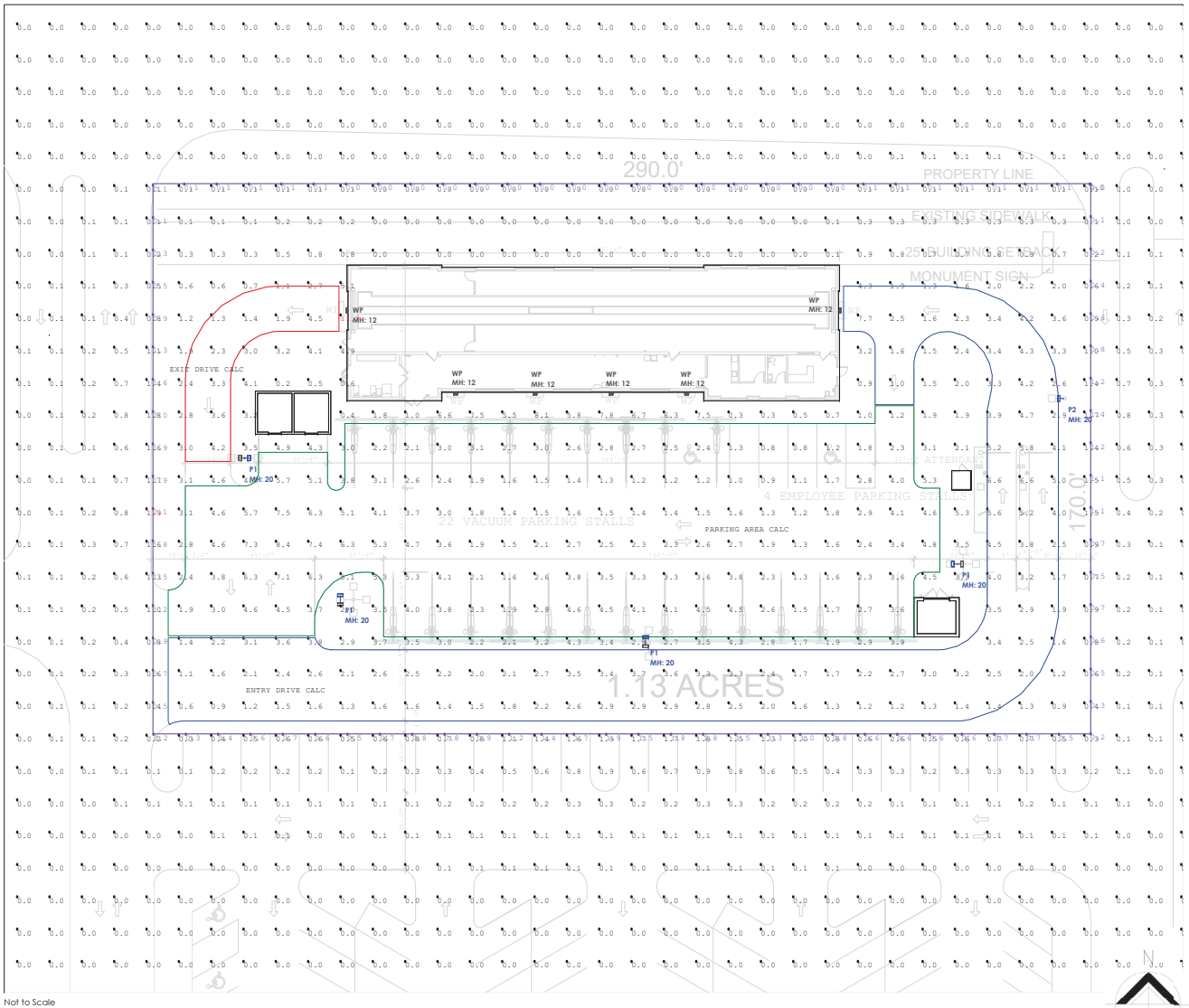

Not to Scale

PARKING LOT DESIGN GUIDE	MAINTAINED HORIZONTAL		MAINTAINED VERTICAL		MAXIMUM	
APPLICATION AND TASK	AVERAGE (FC)	RANGE (FC)	AVERAGE (FC)	RANGE (FC)	AVG:MIN	MAX:MIN
PARKING (UNCOVERED) ZONE 3 (URBAN)	1.5	0.75 - 3	0.8	0.4 - 1.6	4:1	15:1
PARKING (UNCOVERED) ZONE 2 (SUBURBAN)	1	0.5 - 2	0.6	0.3 - 1.2	4:1	15:1
SAFETY (BUILDING EXTERIOR)	1	0.5 - 2	-	-	FOR SECURITY ISSUES, RAISE AVG. TO 3	

SIMPLIFIED RECOMMENDATIONS BASED ON IES 'THE LIGHTING HANDBOOK' 10TH EDITION AND IES RP-20-14. INDIVIDUAL APPLICATIONS WILL DETERMINE SPECIFIC RECOMMENDATIONS. PLEASE REFER TO THE MOST RECENT HANDBOOK FOR A MORE DETAILED EVALUATION AND ADDITIONAL APPLICATIONS. THESE RECOMMENDATIONS DO NOT SUPERCEDE ANY APPLICABLE CODES.

NOTES

- PG-ENLIGHTEN IS NEITHER LICENSED NOR INSURED TO DETERMINE CODE COMPLIANCE. CODE COMPLIANCE REVIEW BY OTHERS.
- ANY VARIANCE FROM REFLECTANCE VALUES, OBSTRUCTIONS, LIGHT LOSS FACTORS OR DIMENSIONAL DATA WILL AFFECT THE ACTUAL LIGHT LEVELS OBTAINED.
- THIS ANALYSIS IS A MATHEMATICAL MODEL AND CAN BE ONLY AS ACCURATE AS IS PERMITTED BY THE THIRD-PARTY SOFTWARE AND THE IES STANDARDS USED.
- FIXTURE TYPES AND QUANTITIES MAY CHANGE BASED ON UNKNOWN OBSTRUCTIONS OR FIELD CONDITIONS. THESE CHANGES MAY RESULT IN AN INCREASED QUANTITY OF FIXTURES.
- FIXTURE TYPES AND QUANTITIES BASED ON PROVIDED LAYOUT AND DRAWINGS ARE FOR REFERENCE ONLY. TYPES AND QUANTITIES MAY CHANGE WITH FUTURE REVISIONS.
- CALCULATION GRID VALUES 10'-0" O.C.





Luminaire Schedule - Part numbers are provided by the manufacturer and are only intended to be used as a reference to output and optics used.

Symbol	Qty	Tag	Manufacturer	Description	Arrangement	Luminaire Lumens	Arr. Lum. Lumens	Luminaire Watts	Arr. Watts	Mounting Height	LLF
	4	P1	EXO	ASL1-160L-115-4K7-4W-U ASL1-160L-70-4K7-3-U	Single	15232	15232	109.7	109.7	20	0.900
	1	P2	EXO	ASL1-160L-115-4K7-4W-U	Single	15232	15232	109.7	109.7	20	0.900
	6	WP	EXO	SG1-40-4K	Single	4070	4070	38.1	38.1	12	0.900

Calculation Summary

Label	CalcType	Units	Avg	Max	Min	Max/Min	Avg/Min
Full Area_Planar	Illuminance	Fc	0.67	11.9	0.0	N.A.	N.A.
PROPERTY LINE	Illuminance	Fc	0.63	2.1	0.0	N.A.	N.A.
ENTRY DRIVE CALC	Illuminance	Fc	2.78	7.7	0.6	12.83	4.63
EXIT DRIVE CALC	Illuminance	Fc	3.03	4.5	1.4	3.21	2.16
PARKING AREA CALC	Illuminance	Fc	3.07	8.4	0.8	10.50	3.84

PROJECT NAME:
CAR WASH FACILITY - BUFFALO GROVE, ILLINOISE

CLIENT NAME:
ARCHAMERICA

REVISIONS 1 2 3

DRAWN BY:
JOSH BURGE
Josh.burge@pg-enlighten.com
847.228.1199

PG CONTACT:
Don Ardelean
don.ardelean@pgenlighten.com
630.816.9420

Date:6/20/2025

Page 1 of 2

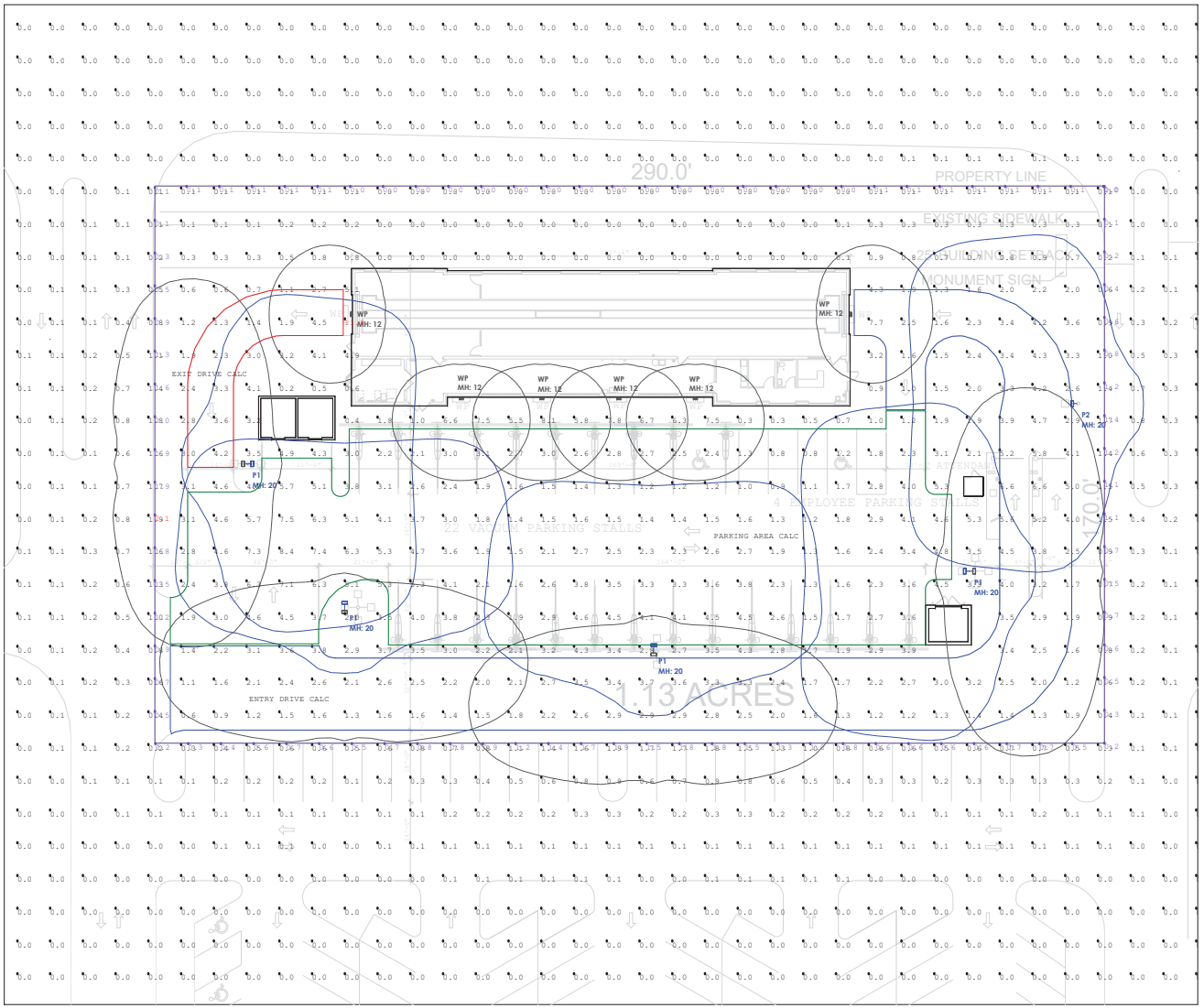

Not to Scale

PARKING LOT DESIGN GUIDE	MAINTAINED HORIZONTAL		MAINTAINED VERTICAL		MAXIMUM	
APPLICATION AND TASK	AVERAGE (FC)	RANGE (FC)	AVERAGE (FC)	RANGE (FC)	AVG:MIN	MAX:MIN
PARKING (UNCOVERED) ZONE 3 (URBAN)	1.5	0.75 - 3	0.8	0.4 - 1.6	4:1	15:1
PARKING (UNCOVERED) ZONE 2 (SUBURBAN)	1	0.5 - 2	0.6	0.3 - 1.2	4:1	15:1
SAFETY (BUILDING EXTERIOR)	1	0.5 - 2	-	-	FOR SECURITY ISSUES, RAISE AVG. TO 3	

SIMPLIFIED RECOMMENDATIONS BASED ON IES 'THE LIGHTING HANDBOOK' 10TH EDITION AND IES RP-20-14. INDIVIDUAL APPLICATIONS WILL DETERMINE SPECIFIC RECOMMENDATIONS. PLEASE REFER TO THE MOST RECENT HANDBOOK FOR A MORE DETAILED EVALUATION AND ADDITIONAL APPLICATIONS. THESE RECOMMENDATIONS DO NOT SUPERCEDE ANY APPLICABLE CODES.

NOTES

- PG-ENLIGHTEN IS NEITHER LICENSED NOR INSURED TO DETERMINE CODE COMPLIANCE. CODE COMPLIANCE REVIEW BY OTHERS.
- ANY VARIANCE FROM REFLECTANCE VALUES, OBSTRUCTIONS, LIGHT LOSS FACTORS OR DIMENSIONAL DATA WILL AFFECT THE ACTUAL LIGHT LEVELS OBTAINED.
- THIS ANALYSIS IS A MATHEMATICAL MODEL AND CAN BE ONLY AS ACCURATE AS IS PERMITTED BY THE THIRD-PARTY SOFTWARE AND THE IES STANDARDS USED.
- FIXTURE TYPES AND QUANTITIES MAY CHANGE BASED ON UNKNOWN OBSTRUCTIONS OR FIELD CONDITIONS. THESE CHANGES MAY RESULT IN AN INCREASED QUANTITY OF FIXTURES.
- FIXTURE TYPES AND QUANTITIES BASED ON PROVIDED LAYOUT AND DRAWINGS ARE FOR REFERENCE ONLY. TYPES AND QUANTITIES MAY CHANGE WITH FUTURE REVISIONS.
- CALCULATION GRID VALUES 10'-0" O.C.

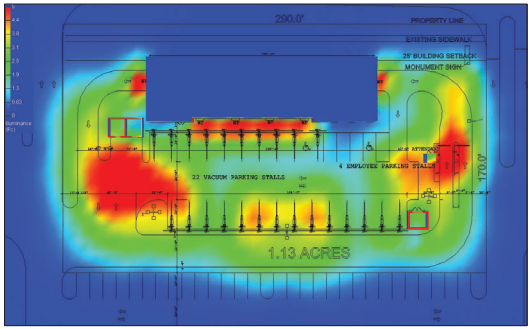

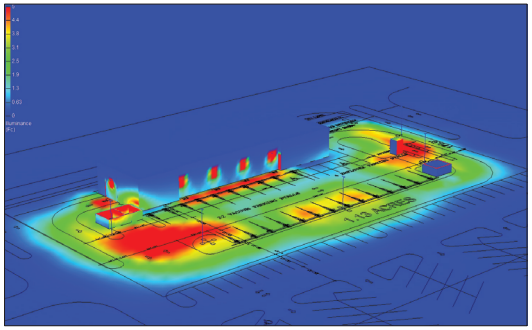

Luminaire Schedule - Part numbers are provided by the manufacturer and are only intended to be used as a reference to output and optics used.

Symbol	Qty	Tag	Manufacturer	Description	Arrangement	Luminaire Lumens	Arr. Lum. Lumens	Luminaire Watts	Arr. Watts	Mounting Height	LLF
	4	P1	EXO	ASL1-160L-115-4K7-4W-U ASL1-160L-70-4K7-3-U	Single	15232	15232	109.7	109.7	20	0.900
	1	P2	EXO	ASL1-160L-115-4K7-4W-U	Single	15232	15232	109.7	109.7	20	0.900
	6	WP	EXO	SG1-40-4K	Single	4070	4070	38.1	38.1	12	0.900

Calculation Summary

Label	CalcType	Units	Avg	Max	Min	Max/Min	Avg/Min
Full Area_Planar	Illuminance	Fc	0.67	11.9	0.0	N.A.	N.A.
PROPERTY LINE	Illuminance	Fc	0.63	2.1	0.0	N.A.	N.A.
ENTRY DRIVE CALC	Illuminance	Fc	2.78	7.7	0.6	12.83	4.63
EXIT DRIVE CALC	Illuminance	Fc	3.03	4.5	1.4	3.21	2.16
PARKING AREA CALC	Illuminance	Fc	3.07	8.4	0.8	10.50	3.84

PG enlighten

PROJECT NAME:
CAR WASH FACILITY - BUFFALO GROVE, ILLINOISE

CLIENT NAME:
ARCHAMERICA

DRAWN BY:
JOSH BURGE
Josh.burge@pg-enlighten.com
847.228.1199

PG CONTACT:
Don Ardelean
don.ardelean@pg-enlighten.com
630.816.9420

REVISIONS 1 2 3

Date:6/20/2025

Page 2 of 2

Kenig,Lindgren,O'Hara,Aboona,Inc.

9575 West Higgins Road, Suite 400 | Rosemont, Illinois 60018
p: 847-518-9990 | f: 847-518-9987

MEMORANDUM TO: Andrew Binder
Village of Buffalo Grove

FROM: Kelly Pachowicz, EI
Consultant

Javier Millan
Principal

DATE: January 6, 2026

SUBJECT: Site Plan Evaluation
Proposed Dream Car Wash
Buffalo Grove, Illinois

This memorandum summarizes the results and findings of a site plan evaluation conducted by Kenig, Lindgren, O'Hara, Aboona, Inc. (KLOA, Inc.) for the proposed Dream Car Wash to be located in an outlot of the Plaza Verde West shopping center in Buffalo Grove, Illinois. As proposed, this car wash will replace a vacant bank building located on an outlot that fronts Dundee Road.

The purpose of this study was to evaluate the site plan, circulation, and access of the proposed car wash, taking into account the traffic flow, stacking capacity, and other land-uses within the immediate commercial area of the site. **Figure 1** shows an aerial view of the proposed site within the Plaza Verde West shopping center and also highlights the adjacent Plaza Verde shopping center.

Existing Shopping Center Characteristics

The Plaza Verde West shopping center is located on the south side of Dundee Road, approximately 925 feet west of Arlington Heights Road. The Plaza Verde shopping center is located east of the Plaza Verde West shopping center. Both shopping centers provide a variety of commercial uses including dining, retail, and office space. Access is shared between the two shopping centers. The Plaza Verde West shopping center currently provides approximately 225 parking spaces and the Burger King outlot within the Plaza Verde West shopping center provides 23 spaces for a total of approximately 248 parking spaces.

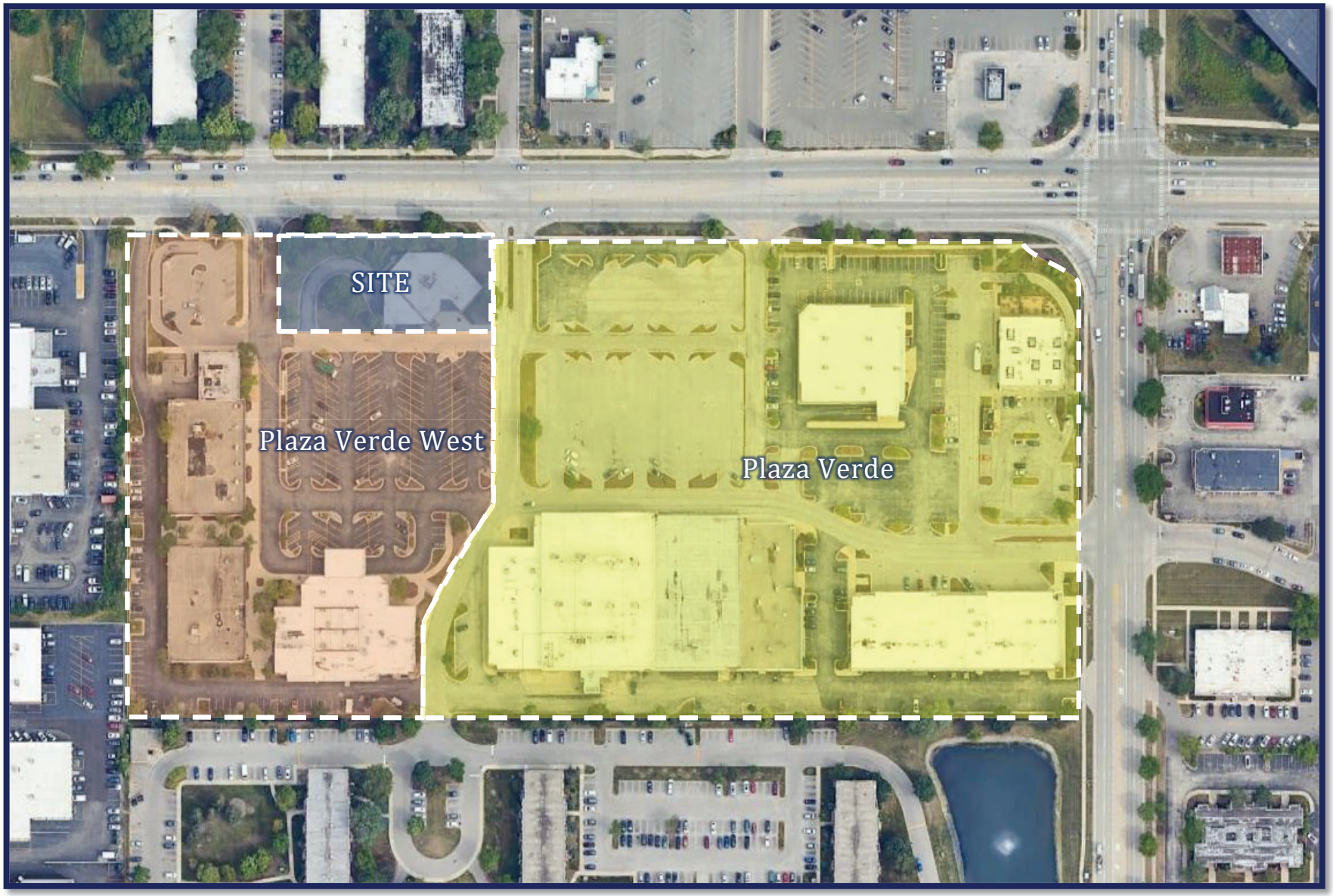

Aerial View of Site **Figure 1**

Existing Shopping Center Access System

The Plaza Verde West shopping center has multiple access points that include direct access to Dundee Road and cross-access to the adjacent Plaza Verde shopping center to the east, connecting with Arlington Heights Road.

Access off Dundee Road is provided by the following:

- A full-movement service access drive located approximately 1,290 feet west of Arlington Heights Road that provides one inbound lane and one outbound lane, with outbound movements under stop sign control. This access drive provides access to the rear of the shopping center.

- A full-movement access drive located approximately 1,135 feet west of Arlington Heights Road located opposite Trace Drive. This access drive provides one inbound lane and two outbound lanes separated by a landscaped median, with outbound movements under stop sign control. A westbound left-turn lane is provided on Dundee Road. This access drive extends south to serve the shopping center as a north-south internal access road.

- A full-movement access drive located approximately 805 feet west of Arlington Heights Road located opposite Grove Drive. This access drive provides one inbound lane and two outbound lanes separated by a landscaped median, with outbound movements under stop sign control. A westbound left-turn lane is provided on Dundee Road. This access drive extends south, bisecting the Plaza Verde West and Plaza Verde shopping centers. This access drive provides cross-access to the south to the Villa Verde Condominiums complex.

- A right-in/right-out access drive located approximately 485 feet west of Arlington Heights Road. This access drive provides one inbound lane and one outbound lane, with movements restricted to right-turns only via raised concrete channelization. Outbound movements are under stop sign control.

Access off Arlington Heights Road is provided by the following:

- A full-movement access drive located approximately 430 feet south of Dundee Road located opposite Boeger Drive. This access drive provides one inbound lane and two outbound lanes separated by a landscaped median, with outbound movements under stop sign control. This access drive extends west to serve the shopping center as an east-west internal access road.

- A full-movement service access drive located approximately 610 feet south of Dundee Road that provides one inbound lane and one outbound lane, with outbound movements under stop sign control. This access drive provides access to the rear of the shopping center.

Proposed Site and Development Plan

A proposed, the car wash will replace the approximately 7,000 square-foot vacant drive-through bank building. The car wash will have one automatic tunnel with 22 vacuum parking stalls and four employee stalls.

Access to the car wash tunnel entrance will be provided via a two-way drive aisle off the westerly north-south internal access road. This access drive will be located on the southwest corner of the site, approximately 25 feet offset from the Burger King access drive. This access drive will provide one inbound lane and one outbound lane. Upon entering the site, vehicles may proceed eastbound to the two queue lanes or make a left turn towards the vacuum parking stalls.

Given the footprint of the proposed car wash site will extend beyond the existing east-west circulation road, the parking lot and the internal east-west access road within the shopping center will require modifications. The existing east-west internal access road extending east from the Burger King access drive will be shifted south by approximately 60 feet. Additionally, approximately 65 angled parking spaces will be removed. However, approximately 26 parking spaces will be provided as perpendicular parking spaces along the north side of the relocated east-west internal access road and 26 spaces (22 vacuum stalls and four code-required stalls for employees) will be provided as part of the car wash. It is important to note that it is unlikely that the vacuum stalls and employee spaces would be use for purposes outside of the car wash. As such, there will be a net loss of approximately 39 parking spaces, thus bringing the total number of parking spaces within the Plaza Verde West shopping center to approximately 186 parking spaces without the Burger King outlot and 209 spaces including the Burger King outlot. A copy of the proposed site plan is included in the Appendix.

Car Wash Circulation

Vehicles will proceed through the car wash system in a counterclockwise manner. Vehicles will enter the car wash site at the far southwest corner of the site and then proceed eastbound along the south side of the site to the car wash entrance. Vehicles will have dual lanes in which to queue before reaching the pay stations on the east side of the site. Vehicles will then merge past the pay stations and turn westbound and proceed single file into the car wash tunnel. Vehicles will then exit the tunnel on the west side of the building and turn south to either continue to the exit or access the vacuum stalls.

Car Wash Wayfinding and Traffic Control Signage

The following wayfinding and traffic control signage is recommended:

- Wayfinding signage should be posted to guide vehicles to the respective car wash stacking area to minimize vehicle turning movements within the internal site circulation area.
- Wayfinding signage should be posted at the exit of the car wash tunnel to direct vehicles exiting the car wash to either the vacuum stalls or access drive to exit.
- A “Do Not Enter” sign should be posted at the exit of the car wash tunnel to deter opposing traffic from entering the car wash tunnel from the one-way exit direction.

Vacuum Stalls

22 vacuum parking spaces and 4 employee parking spaces will be located south of the car wash tunnel. Of these, 13 vacuum stalls will be located on the south side of the two-way drive aisle serving the parking spaces and the remaining 13 stalls will be located on the north side. The two-way drive aisle will allow for flexibility for vehicles to access the vacuum stalls either before or after the car wash.

Peak Day Operations

Typical of any car wash, its peak operations (design day) typically occur after a weather event such as a snowfall or a rain event. Based on historical data from other car washes, this typically occurs 12 to 15 times per year. When this peak demand occurs, the following operational procedures should be implemented:

- Increase the service rate of the tunnel to the maximum it can process.
- Provide staff at critical locations within the circulation system during peak periods at the car wash to help direct and manage the flow of traffic through the site. Critical internal locations where staff should be located include at the pay stations and at the exit of the car wash.

Access Evaluation and Recommended Modifications

The proposed single access point will be adequate in accommodating the projected traffic volumes. Based on a previous review of the plan, KLOA, Inc. provided various recommendations in order to better accommodate the traffic movements. The current site plan has incorporated all of our recommendations.

Exhibits A and **B** in the Appendix illustrate the AutoTURN maneuvers for passenger vehicles and a garbage truck.

Based on a review of the AutoTURN runs, both passenger vehicles and garbage trucks will be accommodated by the site. It is important to note that the existing east-west internal access road, as previously indicated, will be shifted approximately 60 feet further south thus creating an offset intersection with the Burger King access drive and the Plaza Verde east-west drive aisle. Although offset intersections will be created as a result of this shift, this will not present a problem with the traffic flow within the centers given that the volume of traffic traveling east-west along this road is very minimal. Furthermore, an additional east-west connector/road is currently located further south and will remain as is.

Circulation and Stacking Evaluation

Based on a review of the site plan, approximately 27 vehicles can queue within the dual queue lanes between the two pay stations and the access drive without impacting circulation. Approximately five vehicles can queue between the entrance of the car wash tunnel and the pay stations and approximately seven vehicles can queue within the car wash tunnel. This equates to a

total of approximately 39 vehicles being able to queue on site without impacting circulation. A copy of the stacking **Exhibit C** is included in the Appendix.

Trip Generation Comparison

As indicated earlier, the site is currently occupied by a vacant 7,000 square-foot drive-through bank building with four drive-through lanes. A vehicle trip generation comparison was calculated utilizing the Institute of Transportation Engineers (ITE) *Trip Generation Manual*, 12th Edition for Land-Use Code 912 (Drive-In Bank) and Land-Use Code 948 (Automated Car Wash). It is important to note that trips made to car washes are typically diverted from the existing traffic on the roadway system. This is particularly true during the weekday morning and evening peak hours when traffic is diverted from the home-to-work and work-to-home trips. Such diverted trips are referred to as pass-by traffic. However, in order to present a worst-case scenario, no reduction in the site-generated traffic was taken into account.

Table 1 shows the comparison between the bank and the proposed car wash during the peak hours. As can be seen within the table, the proposed development is expected to generate less trips during the weekday peak hours on a typical operations day.

Table 1
TRIP GENERATION COMPARISON

ITE Land-Use Code	Type/Size	Weekday Morning Peak Hour			Weekday Evening Peak Hour		
		In	Out	Total	In	Out	Total
912	Drive-In Bank (4 Lanes)	21	14	35	53	55	108
948	Automated Car Wash (1 Tunnel)	13	13	26	39	39	78
	Difference	**-8**	**0**	**-8**	**-14**	**-16**	**-30**

Note: Given the randomness of the data points for an automated car wash in the 12th Edition of the ITE Trip Generation Manual, the trip rates for the automated car wash were based on the previous edition of the ITE Trip Generation Manual. These rates have been accepted by IDOT and other Counties and municipalities.

Parking Evaluation

Based on the Village of Buffalo Grove requirements, the Plaza Verde West shopping center is required to provide approximately 342 parking spaces. When compared to the 248 parking spaces provided, this results in a deficit of 94 parking spaces.

Based on parking ratios published by ITE in its 6th edition of the *Parking Generation Manual*, the Plaza Verde West shopping center, assuming full occupancy, will have an estimated peak parking demand of approximately 268 parking spaces. When compared to the 248 parking spaces provided, this results in a deficit of 20 parking spaces. However, this assumes that all of the land uses within the shopping center will peak at the same time.

While the existing and future parking supply does not appear to meet the anticipated demand, it is important to note that the hourly variation of the parking demand as a result of the various uses as well as the potential for multi-purpose trips within the plaza reduces the actual parking demand. As an example, while the banquet facility assuming the maximum occupancy of 400 attendants could experience a peak parking demand of approximately 144 vehicles, this would typically occur late in the evening when the other land uses are either closed for business or generating very little demand. As such, the future parking spaces shared by the existing uses can generally accommodate the anticipated parking demand.

The parking ratios and resulting number of spaces for each use were based on the total square footage of each use and are summarized in **Table 2**.

Table 2
REQUIRED PARKING SPACES

Occupant	Use	SF	Village Parking Rates	Village Req. Spaces	ITE Parking Rates[1]	ITE Parking Demand
Vacant (Former Bank)	Retail	7,000	1 space/250 SF	28	2.79	20
Lux Spa	Retail	1,700	1 space/250 SF	7	2.79	5
Game Store	Retail	2,600	1 space/250 SF	10	2.79	7
Astoria	Banquet Facility	15,517	1 space/100 SF	155	--	144[2]
Retail	Retail	7,250	1 space/250 SF	29	2.79	20
Office	Office	7,250	1 space/300 SF	24	1.85	13
Vacant	Retail	1,100	1 space/250 SF	4	2.79	3
Offices	Office	9,500	1 space/300 SF	32	1.85	18
Buffalo Grove Jewelry & Loan	Retail	1,240	1 space/250 SF	5	2.79	3
Vacant	Retail	670	1 space/250 SF	3	2.79	2
Shalom Nail	Retail	670	1 space/250 SF	3	2.79	2
Shisha Tobacco	Retail	670	1 space/250 SF	3	2.79	2
Burger King	Fast Food Restaurant	3,866	1 space/100 SF	39	7.51	29
Total		**59,033**		**342**		**268**

1 – Per 1,000 SF
2 – Assumes 400 seats with 10% arriving by rideshare and a 2.5 person per vehicle occupancy.

Conclusion

Based on the proposed plan and the preceding evaluation, the following conclusions and recommendations are made:

- Access to the proposed car wash will be provided via a two-way drive aisle off the westerly north-south internal access road.

- As a result of the car wash footprint, the existing east-west internal access road will be shifted south, but still maintain two-way traffic between the two shopping centers.

- The shift in the east-west access road will not present a problem with the traffic flow within the centers given that the volume of traffic traveling east-west along this road is very minimal.

- The available stacking will allow for 38 vehicles to queue for the car wash on-site without impacting circulation.

- The proposed access system will provide adequate access to the site.

- In order to enhance the flow of traffic through the car wash site on peak days, the operator should consider implementing the following recommendations:

    - Increase the service rate of the tunnel to the maximum it can process.

    - Provide staff at critical locations within the circulation system during peak periods at the car wash to help direct and manage the flow of traffic through the site. Critical internal locations where staff should be located include at the pay stations and at the exit of the car wash.

- The proposed car wash will generate less trips than the former bank use on normal operating days.

- The proposed parking supply of the Plaza Verde West shopping center will be generally sufficient to accommodate the future parking demand of the shopping center given the different parking characteristics/demands of each land use within the shopping center.

Appendix

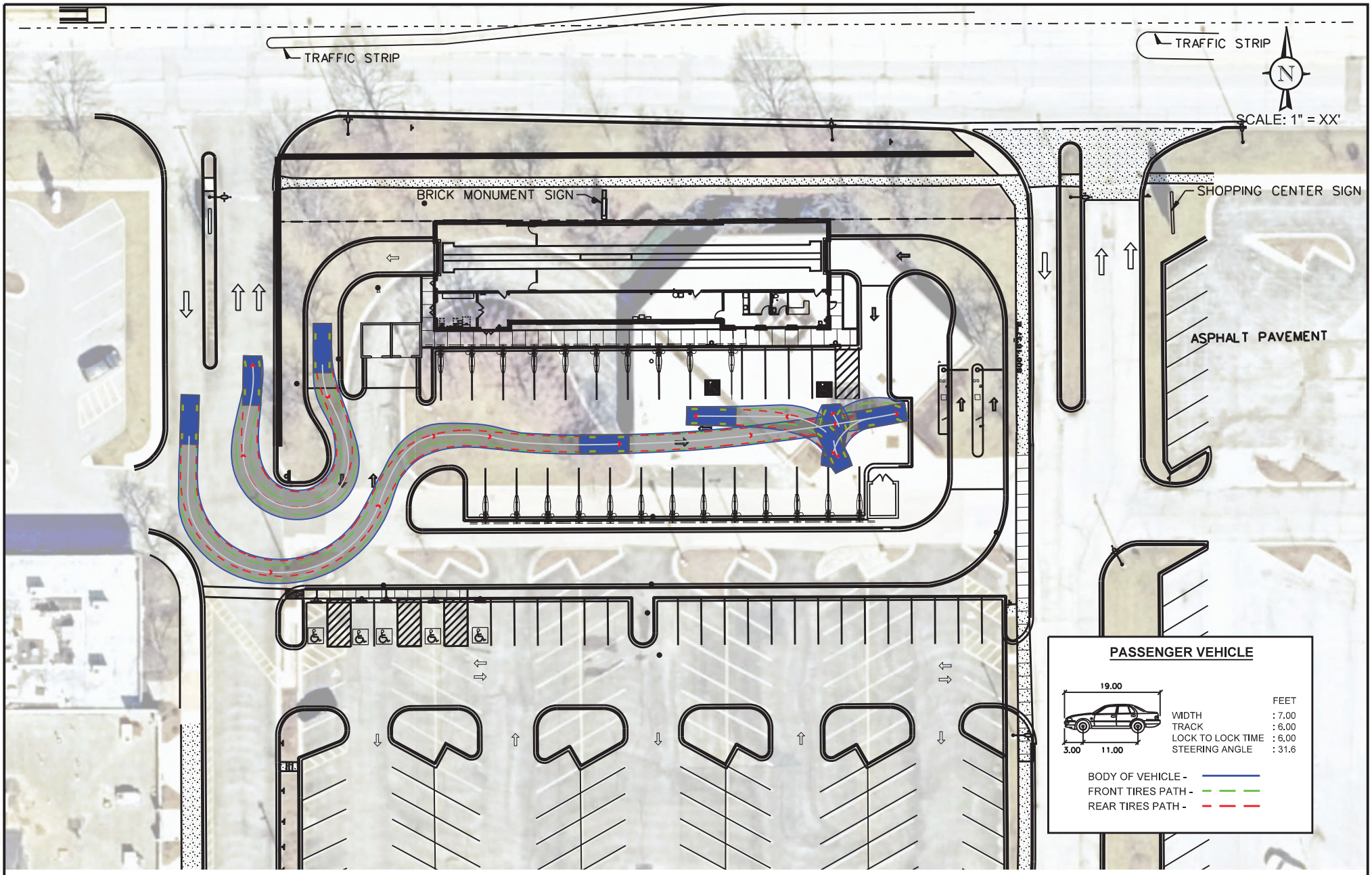

DREAM CAR WASH
BUFFALO GROVE, ILLINOIS

PASSENGER VEHICLE MANEUVERS

DRAWN: MD CHECKED: JM
DATE: 04-23-25 REV: 01-06-26
PROJECT #: 25-113
EXHIBIT: A

KLOA
Kenig,Lindgren,O'Hara,Aboona,Inc.

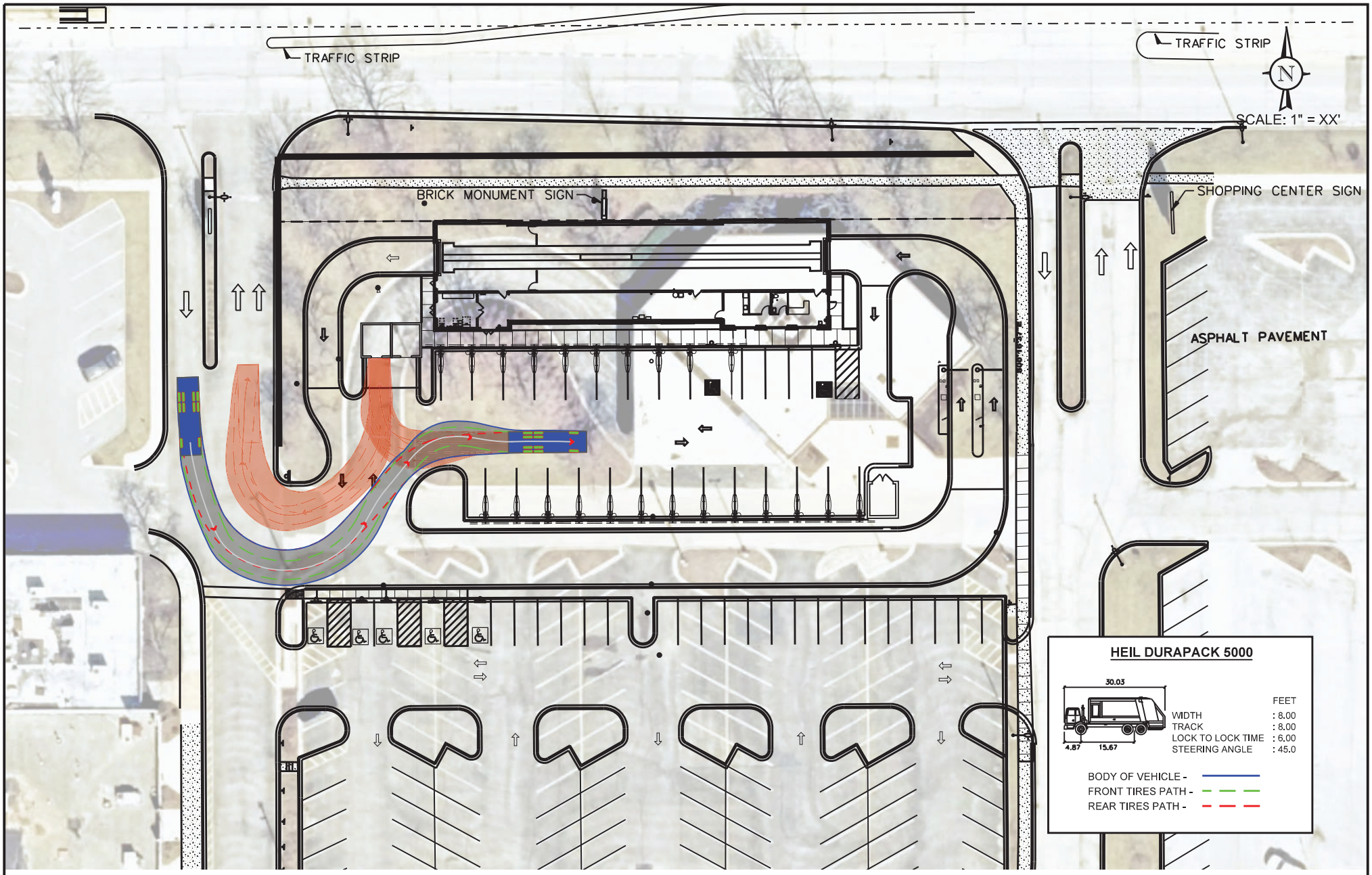

DREAM CAR WASH
BUFFALO GROVE, ILLINOIS

GARBAGE TRUCK MANEUVERS

DRAWN: MD CHECKED: JM
DATE: 04-23-25 REV: 01-06-26
PROJECT #: 25-113
EXHIBIT: B

KLOA
Kenig,Lindgren,O'Hara,Aboona,Inc.

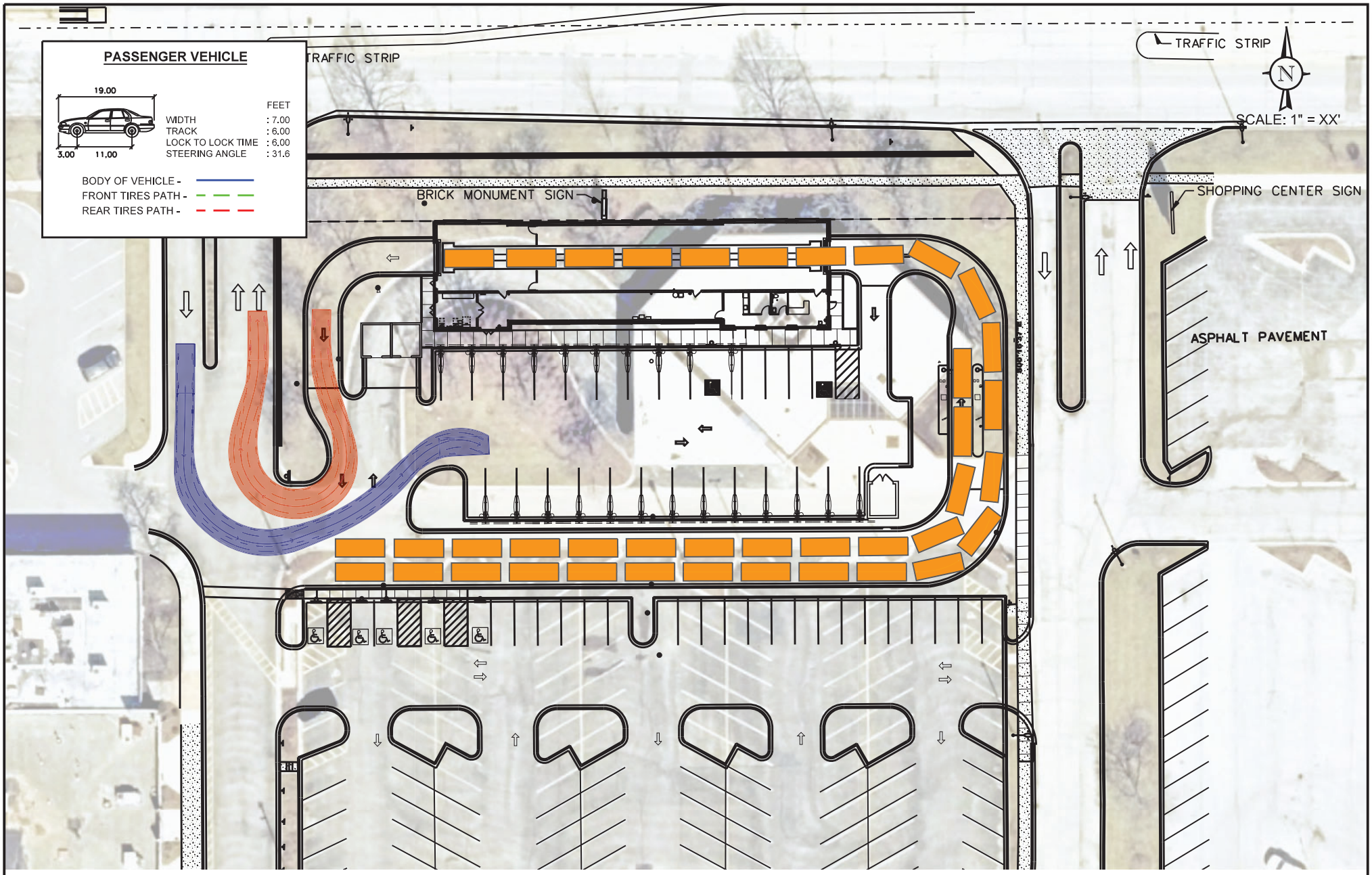

DREAM CAR WASH
BUFFALO GROVE, ILLINOIS

PASSENGER VEHICLE STACKING

DRAWN: MD CHECKED: JM
DATE: 04-23-25 REV: 01-06-26
PROJECT #: 25-113
EXHIBIT: C

KLOA
Kenig,Lindgren,O'Hara,Aboona,Inc.

Thunder Hearing & Sound, LLC
847 South Randall Road, #218 Elgin, IL 60123
855-566-7488 www.ThunderHearing.com

Buffalo Grove Dream Clean Sound Impact Study

June 12, 2025

Prepared for:
Dream Clean Car Wash

Thunder Hearing & Sound was asked to study the noise radiated from the proposed Dream Clean Car Wash facility in Buffalo Grove. The project is located on the south side of Route 68 (Dundee Road) and between Arlington Heights and Ridge Roads. As shown in **FIGURE 1**, this plan includes a 152-foot tunnel with automated wash equipment and 22 vacuum stalls. Because these operations generate noise, we were asked to evaluate the potential impact of this noise on the adjacent residential community.

Applicable Noise Regulations

In its Code of Ordinances, the Village of Buffalo Grove has no direct objective language that limits noise to a numerical (decibel) value. Under **Title 5, Section 5.04.155, *Hours of Operation Adjacent to Residential Areas***, prohibits the noise of discrete operations that generate "loud and raucous noises … that have the effect of unreasonably disturbing the peace and comfort of occupations of adjacent premises" during nighttime hours of 10:00 PM to 7:00 AM. **Title 17, Zoning, Section 17.44.010, *Purpose***, discusses the placement of business districts in separate boundaries that may create noise. Also, **Section 17.44.020, *B-1 business district, limited retail***, covers conditions of use that "… shall not be objectionable due to … noise."

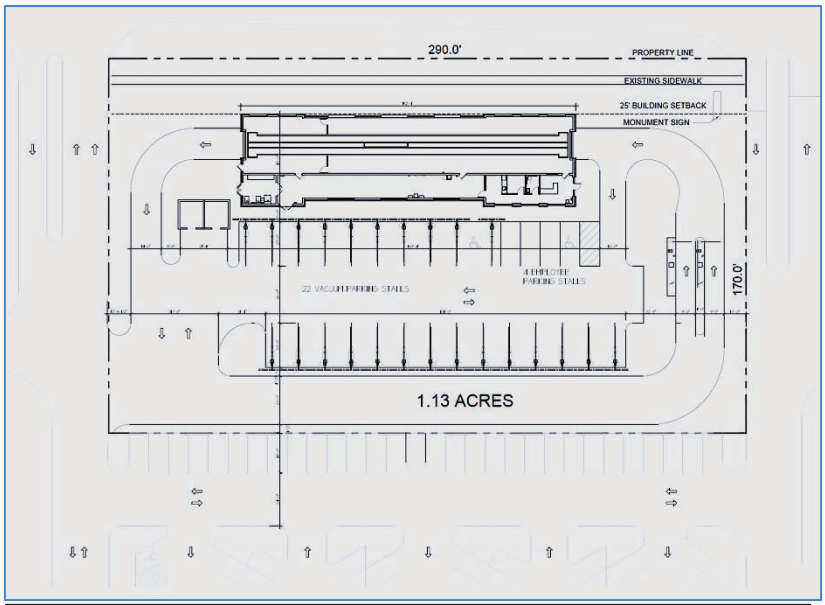

Figure 1 – Site layout of car wash.

Finally, under **Section 2.24.020, *Definitions***, the Village defines noise pollution as "… determined by the various standards prescribed by the State of Illinois…" Under **Title 35: Environmental Protection, Section 901.102,** *Sound Emitted to Class A Land,* the State limits noise radiated to residential property from commercial property to 55 dBA during daytime hours and 45 dBA during nighttime hours.

The sound emitted to commercial property is limited to 62 dBA, the level of casual conversation. Note that the State defines nighttime as the hours of 10:00 PM to 7:00 AM. Also, the metric used is the 1-hour time average decibel level.

Ambient Noise Assessment

To address the Village's criterion of "loud and raucous noise," it was necessary to determine the degree of audibility of the car wash noise by assessing the existing ambient noise. We accomplished this by visiting the site on Monday, May 5. During our visit, we inspected the topography of the site, examined the surrounding area, characterized the ambient noise, identified its sources, and set up professional-grade equipment to record the noise.

The recording equipment was set up on the south side of Route 68 across from the multifamily residence at 889 Dundee Road. This microphone location was selected because it was roughly the same distance from the residential building on Route 68, which we identified as the chief source of ambient noise near the residential units. Accordingly, the ambient noise measured at this location would be representative of that experienced on the north side of the road.



Figure 2 – Ambient Sampling Location

The recording ran for nearly 24 hours and digitally sampled the ambient noise at CD quality. A picture of the microphone setup looking north toward the residence is shown in **FIGURE 2**.

The recording was analyzed to generate sound-level data at 1-second intervals. The result of this analysis can be seen in **FIGURE 3**. Although the primary noise source was traffic along Route 68, the trace reflects all noise in the area, both near and far.

The thin green line in **FIGURE 3** shows the sound level each second. This shows the wide variation of noise from second to second. Note that many events approached or exceeded 80 dBA, the sound level of a kitchen blender. To better visualize the trend of the ambient noise, we computed the 10-minute median level, shown as the thick green line. Known also as the L50 level, the median level is a common acoustical measure that gives the level of sound exceeded 50% of the time. It is more conservative than a time average level since it effectively excludes the sound of high-level transient events such as loud motorcycles, dogs barking, passing motorcycles, or unmuffled trucks. As seen in **FIGURE 3,** the median daytime levels ranged from 61- to 67 dBA and peaked in the 6:00 and 7:00 AM hours. Due to early rush hour traffic, the

sound level reached daytime levels around 6:00 AM. The ambient noise did not appreciably diminish until after 10:00 PM.

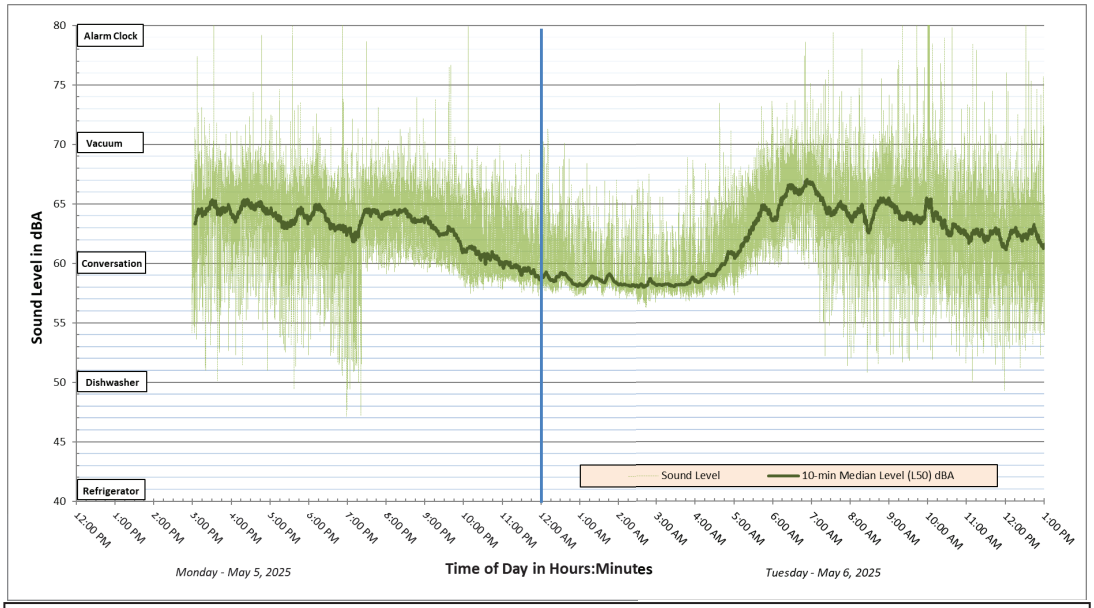

Figure 3 – Sound Level Trace of Ambient Noise

Source Noise

To assess the sound emissions of the site we captured the sound levels from a similar car wash at the Drive Well Auto Spa in Mount Prospect, IL. This facility has the same equipment planned for the Dream Clean car wash and a 151 ft tunnel. We set up professional-grade recording equipment and then analyzed the recordings to determine the sound levels. Based on this analysis, the car wash produces a sound level of **77 dBA 50 ft from the exit** and **63 dBA 50 ft from the entrance** when under a full load of cars. We used the same approach for the vacuums and found the vacuums generated **63 dBA at 50 ft** for normal activity.



Figure 4 – Mount Prospect Car Wash Dryers

Sound Modeling

To predict the sound levels radiated from the car wash, we used an internationally accepted software program called SoundPlan™. This program calculates the sound level at millions of distant points based on the source sound levels measured at the Drive Well Auto Spa in Mount

Prospect, IL, the topography of the site, reflections from buildings, ground reflections from the parking lot, absorption by the atmosphere, diffraction from vegetation, and shielding from berms and structures. Based on these calculations, the program generated the sound-level contours around the site as seen in **FIGURE 5**. The model also included the operation of all the vacuums.

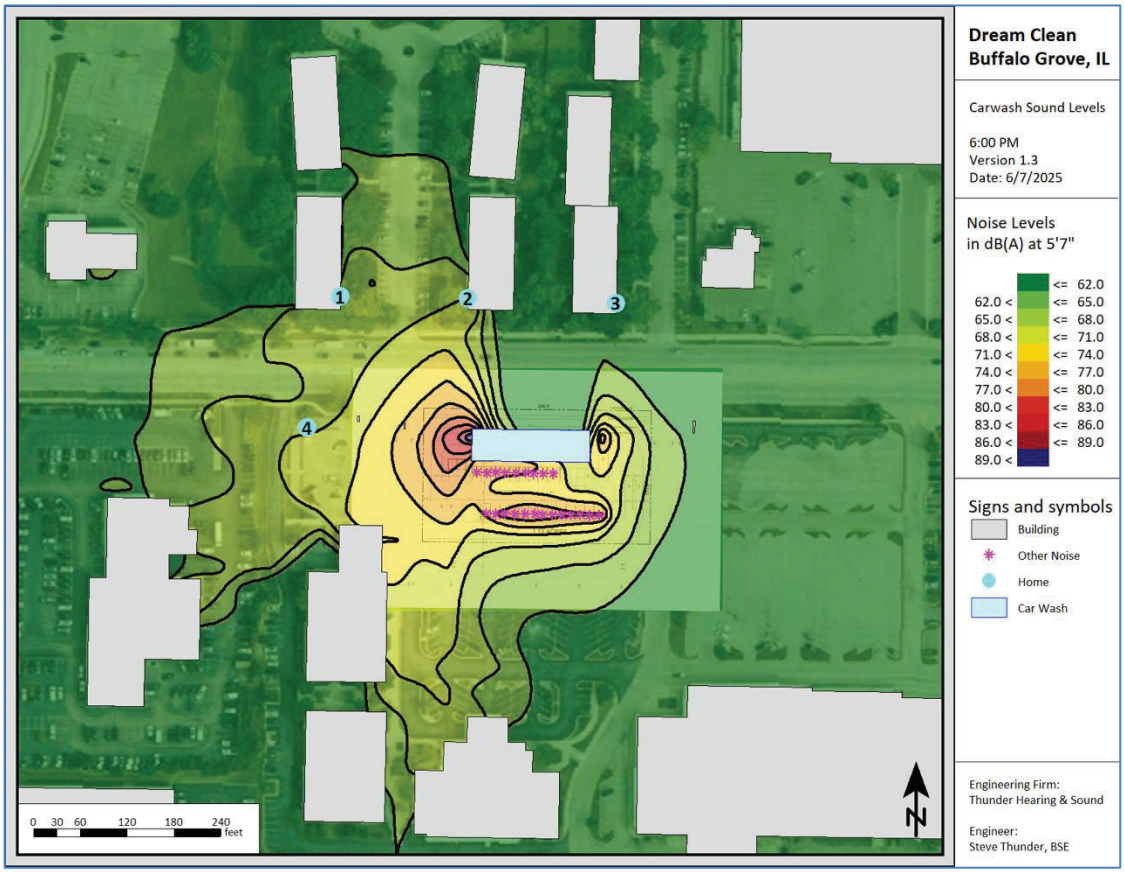

FIGURE 5 – Projected car wash sound level contours at 6:00 PM.

Each noise source was given a usage pattern from a similar car wash, with low usage in the morning and peak usage in the evening (5:00 PM – 7:00 PM). The peak usage represents the car wash at full capacity with the blowers on 100% of the time and doors open; a worst-case scenario.

FIGURE 5 shows the projected noise levels using contours. To create the contours, we set the green color on the legend to 62 dBA, the lowest daytime ambient noise level. This

Table 1 – Perceptual Difference as a Function of the Decibel Increase

Decibel Increase	Perceptual Difference	Impact
1-2 dB	Negligible	None
3-4 dB	Just Noticeable	Slight
5-6 dB	Clearly Noticeable	Mild
7-8 dB	Strongly Noticeable	Moderate
9-10 dB	Doubling in Loudness	Substantial

helps visualize the audibility of the car wash. Each contour represents a change of 3 dB, which according to **TABLE 1** is a "just noticeable" change. As seen, the exit emits the highest noise levels and the noise is projected to the northwest. The sound level contours reveal that the highest levels, 64-65 dBA, would occur near two of the three residential buildings.

We analyzed the recording to assess the general audibility of the car wash noise. Such an analysis is based on the level of car wash noise compared to the level of ambient noise. This analysis is shown in **FIGURE 6.** Although the peak car wash noise (shown by the blue bars) is above the State of Illinois' 55 dBA criterion, the car wash noise does not appreciably exceed the existing ambient noise. This means that there would be negligible impact from the car wash operation. The psychoacoustic reason for this is that the ambient noise level is high near the residential dwellings because of the constant high-volume traffic on Dundee Road. And although the car wash noise is high, so too is the ambient noise. Therefore, the traffic noise will mask almost all of the noise from the car wash.

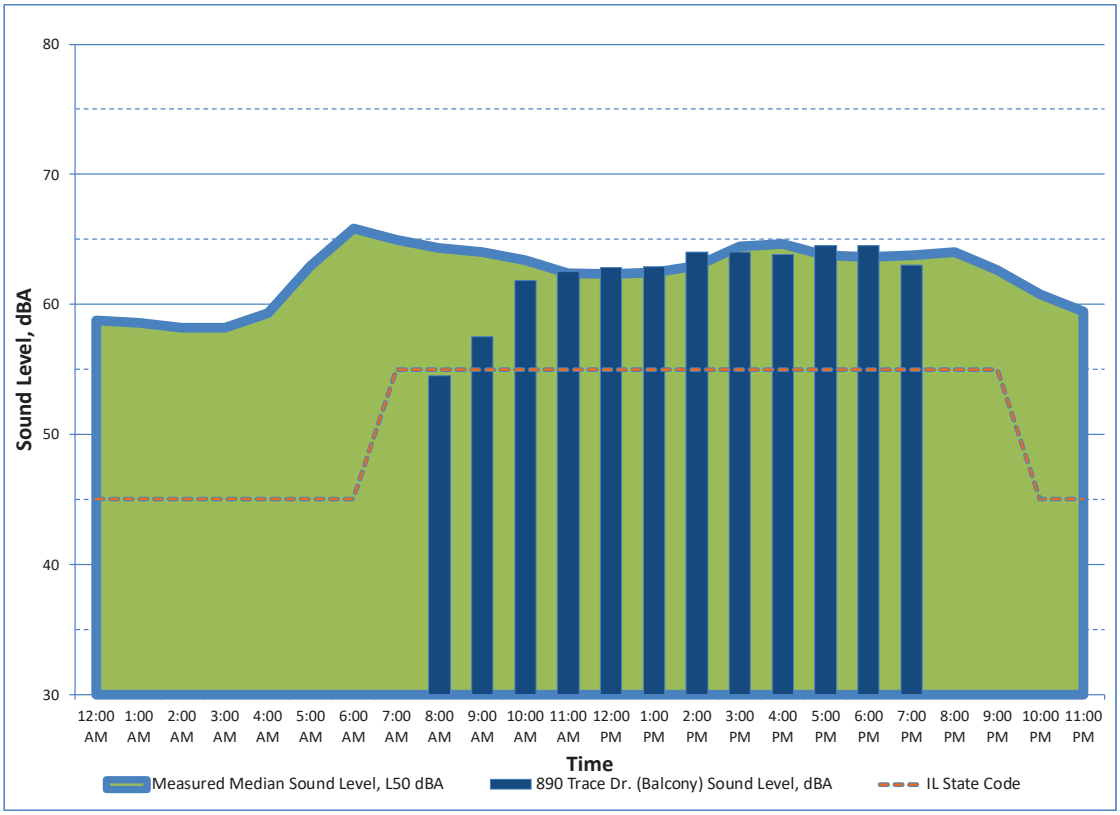

Figure 6 – Hourly sound levels for the existing ambient noise (green area) compared with the hourly sound levels generated by Dream Clean Car Wash at location #2 (blue bars)

Submitted by:

Steve Thunder, BSE
Acoustical Engineer

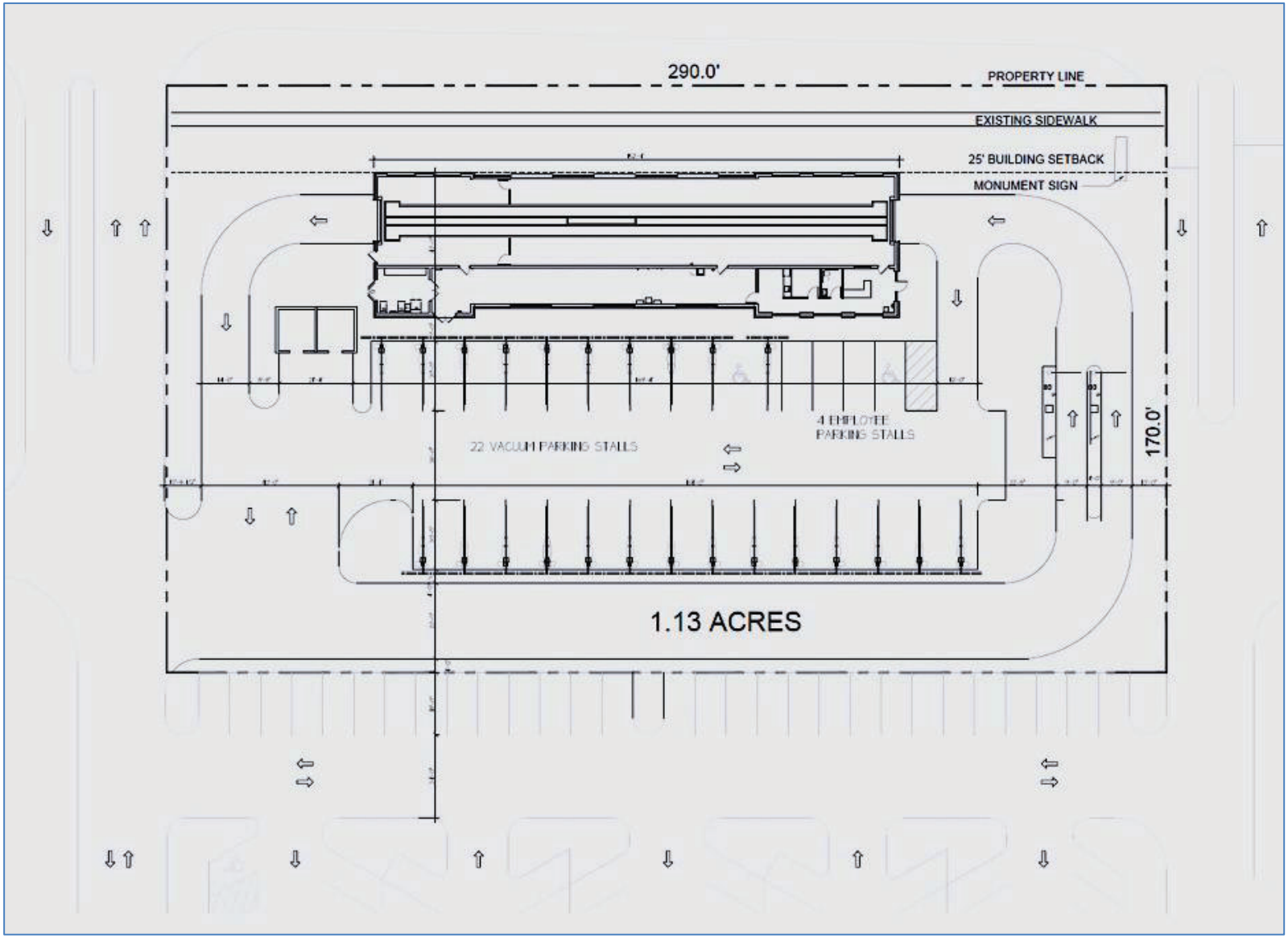

Figure 1 – Site Plan

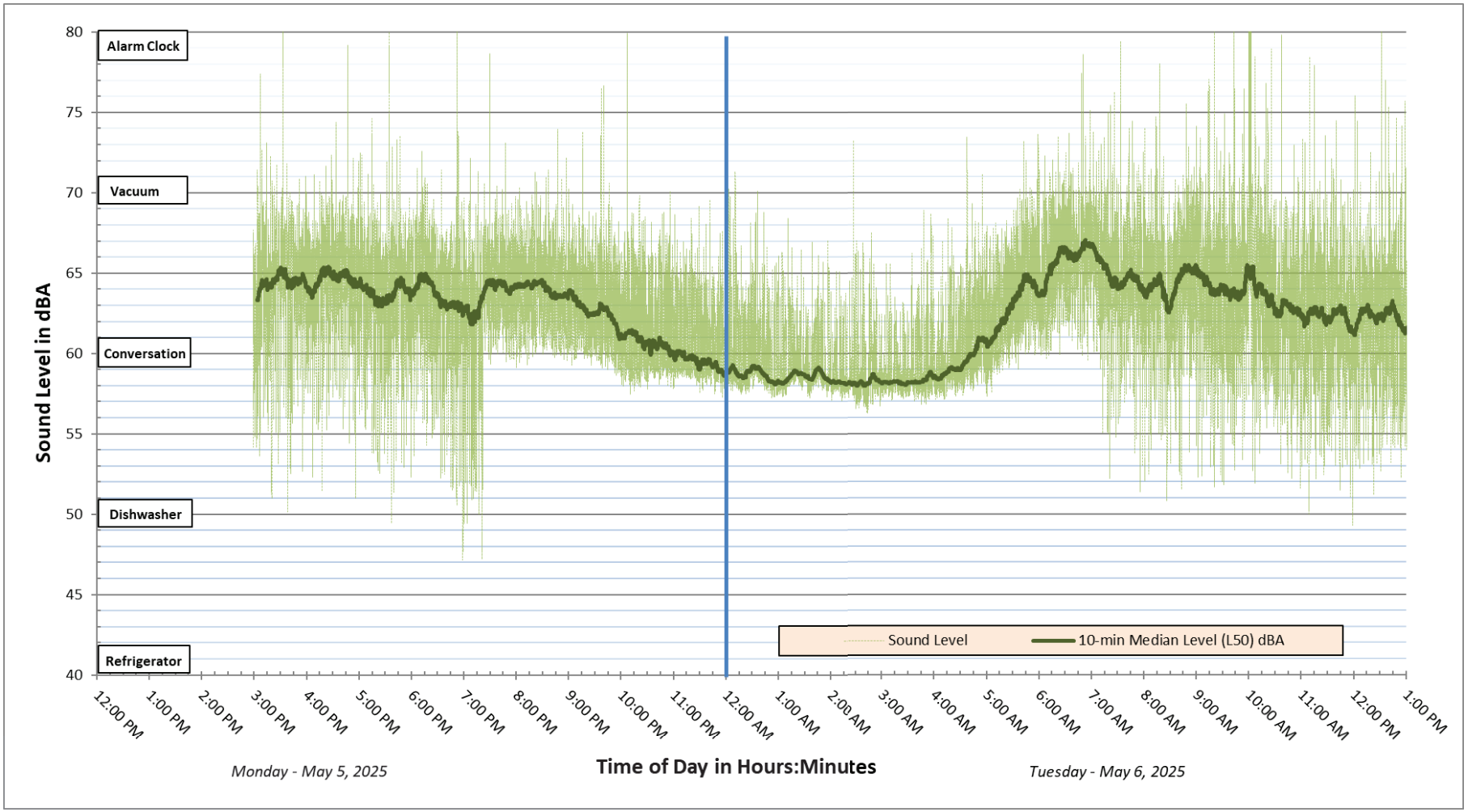

Figure 3 – Sound Level Trace of Ambient Noise

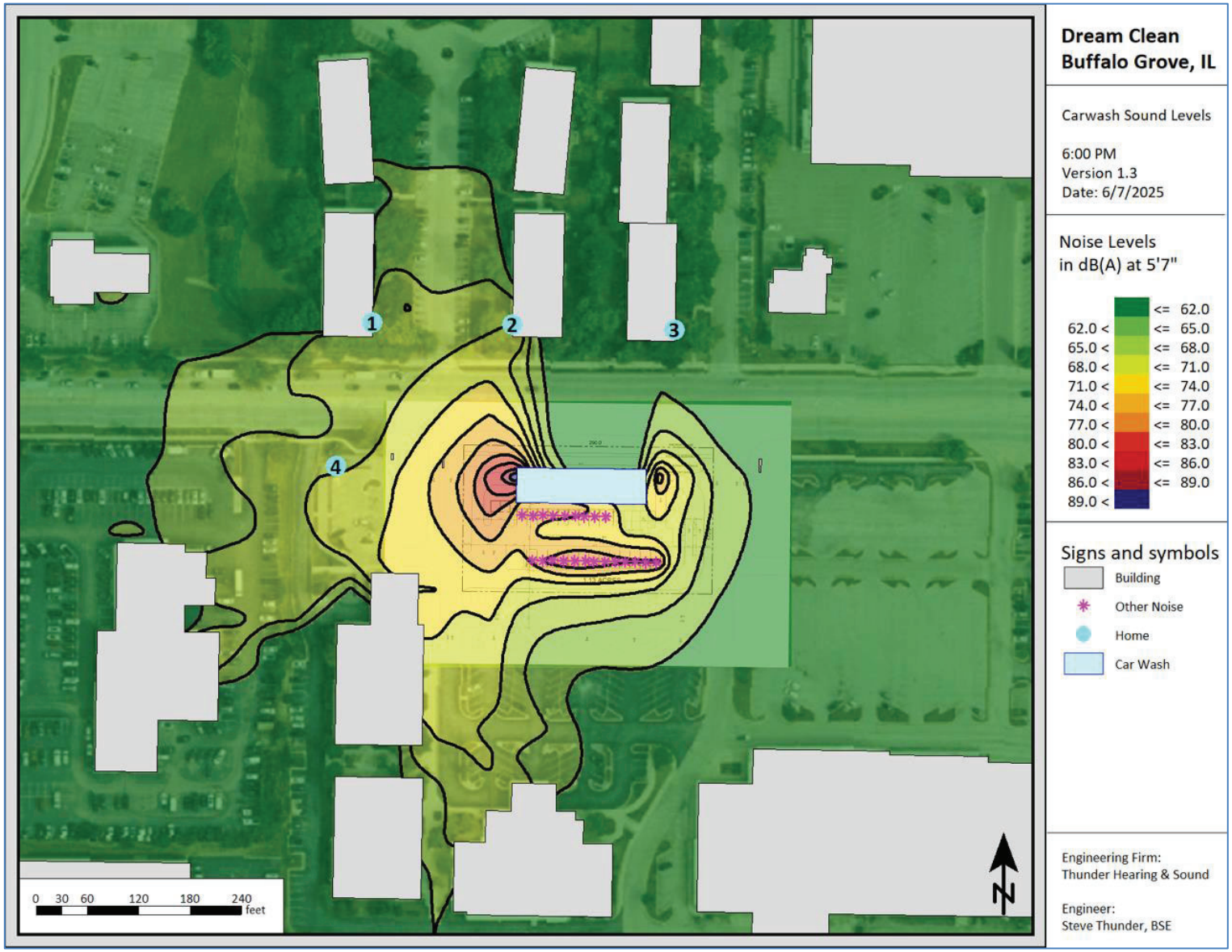

Figure 5 – Audibility level contours at 6:00 PM

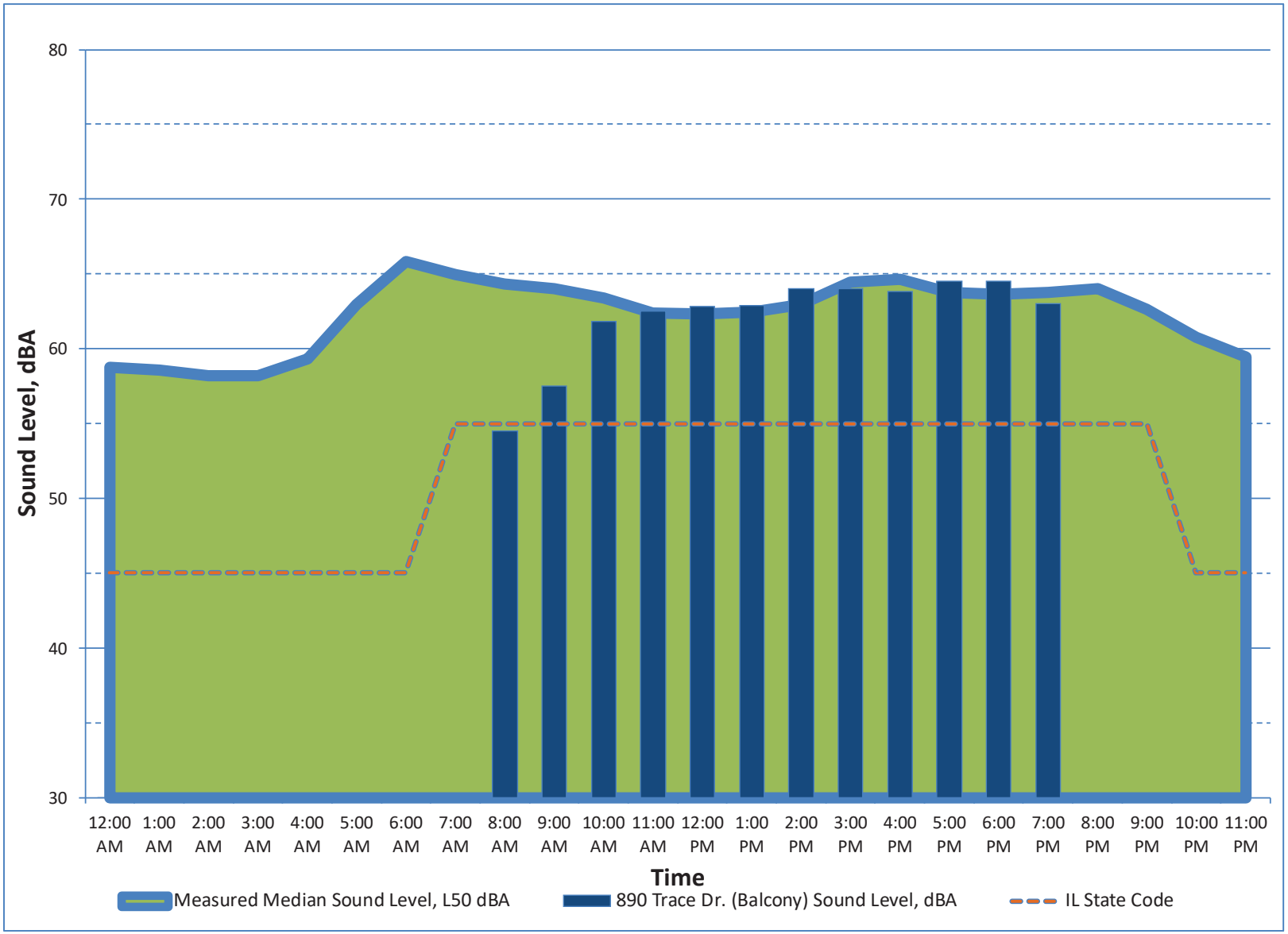

Figure 6 – Hourly sound levels for the existing ambient noise (green area) compared with the hourly sound levels generated by Dream Clean Car Wash at location #1 (blue bars)

Receiver	Level	Number	12:00 AM	1:00 AM	2:00 AM	3:00 AM	4:00 AM	5:00 AM	6:00 AM	7:00 AM	8:00 AM	9:00 AM	10:00 AM	11:00 AM	12:00 PM	1:00 PM	2:00 PM	3:00 PM	4:00 PM	5:00 PM	6:00 PM	7:00 PM	8:00 PM	9:00 PM	10:00 PM	11:00 PM
890 Trace Dr Balcony	F2	1									55	58	62	63	63	63	64	64	64	65	65	63				
890 Trace Dr Balcony	G	1									54	57	62	62	63	63	64	64	64	64	64	63				
889 Trace Dr Balcony	F2	2									53	56	60	61	61	62	63	63	62	63	63	62				
889 Trace Dr Balcony	G	2									53	56	60	61	61	61	62	62	62	63	63	61				
825 Grove Dr	F2	3									40	43	47	48	48	48	49	49	49	50	50	48				
825 Grove Dr	G	3									39	42	46	47	48	48	49	49	48	49	49	48				
Drive Thru	G	4									58	61	65	66	66	66	67	67	67	68	68	66				
Ambient Noise										65	64	64	63	62	62	62	63	64	65	64	64	64	64	63		

Community Development Department
50 Raupp Boulevard, Buffalo Grove, IL 60089
Phone: 847-459-2530 | www.vbg.org

BUFFALO GROVE
smart. with heart.

Planned Unit Development (PUD) Standards

In addition to the special use standards, all planned unit developments shall meet the following (5) general standards:

1. Have the minimum areas as set forth in Section 17.16.060.

Response: Applicant's proposed revisions to the existing PUD meets the minimum areas as set forth in Section 17.16.060.

2. The uses permitted in such development are not of such a nature or so located as to exercise an undue detrimental influence or effect upon the surrounding neighborhood;

Response: The proposed revisions to the PUD and use as proposed is not of such a nature or so located as to exercise an undue detrimental influence or effect upon the surrounding neighborhood. As the parcel in question abuts Dundee Rd and other commercial uses along Dundee Rd. as well adjacent to the subject property it shall not have any such detrimental impact.

3. The plan effectively treats the developmental possibilities of the subject property, making appropriate provisions for the preservation of streams, wooded areas, scenic views, floodplain areas, and similar physical features;

Response: The plan effectively treats the developmental possibilities of the subject property as there are no areas of preservation that need attention due to previous development of the Subject Property

4. All requirements pertaining to commercial, residential, institutional or other uses established in the planned unit development conform to the requirements for each individual classification as established elsewhere in this Title, except as may be specifically varied for the proper planning of the planned unit development;

Response: All requirements pertaining to commercial, residential, institutional or other uses established in the planned unit development conform to the applicable requirements except as specifically noted in the variances applied for. In regard to parking a variance from the required 342 spaces to 248 spaces is as currently developed and not previously addressed. Parking has been historically adequate for the operation of Plaza Verde West and the proposed use to have no parking impact to the PUD.

5. The Planning and Zoning Commission shall determine that the area and width of the lot shall be sufficient for the proposed use, and that the development of the property in the proposed manner creates no outlots which will be difficult to develop in an appropriate manner.

Response: The area and width of the revised/reconfigured lot is sufficient for the proposed use, and that the re-development of the subject property in the proposed manner creates no outlots.

Community Development Department
50 Raupp Boulevard, Buffalo Grove, IL 60089
Phone: 847-459-2530 | www.vbg.org

BUFFALO GROVE
smart. with heart.

Special Use Standards

During the Public Hearing, you will need to present your case for the Special Use being requested. In doing so, please address the six (6) Special Use Standards listed below:

1. The special use will serve the public convenience at the location of the subject property: or the establishment, maintenance or operation of the special use will not be detrimental to or endanger the public health, safety, morals, comfort, or general welfare:

   Response: The Special Use for operation of an Automobile Laundry will serve the public convenience at the location of the subject property. The establishment, maintenance or operation of this Special Use will not be detrimental to, or endanger, the public health, safety, morals, comfort, or general welfare of the surrounding area.

   The Special Use for modification of the Planned Development (reconfiguration of Lots) will also serve the public convenience at the location of the subject property. The establishment, maintenance or operation of this Special Use component will not be detrimental to, or endanger, the public health, safety, morals, comfort, or general welfare of the surrounding area.

2. The location and size of the special use, the nature and intensity of the operation involved in or conducted in connection with said special use, the size of the subject property in relation to such special use, and the location of the site with respect to streets giving access to it shall be such that it will be in harmony with the appropriate, orderly development of the district in which it is located:

   Response: The location and size of the Special Use for operation of the proposed Automobile Laundry as well modifications to the Planned Development, the nature and intensity of the operation involved, the size of the Subject Property and its location provides/maintains access in a manner that is in harmony with the appropriate, orderly development of the district in which it is located. As a previously developed commercial site no ne conflicts should come into play.

3. The special use will not be injurious to the use and enjoyment of other property in the immediate vicinity of the subject property for the purposes already permitted in such zoning district, nor substantially diminish and impair other property valuations within the neighborhood:

Response: **The proposed Special Use for each of the Automobile Laundry and Planned Development modification will not be injurious to the use and enjoyment of other property in the immediate vicinity of the Subject Property for the purposes already permitted in such zoning district, nor substantially diminish and impair other property valuations with the neighborhood of the Subject Property.**

4. The nature, location and size of the buildings or structures involved with the establishment of the special use will not impede, substantially hinder or discourage the development and use of adjacent land and buildings in accord with the zoning district within which they lie;

Response: **Neither to the nature, location and size of the building involved with the establishment of the Automobile Laundry, nor the reconfiguration of lots in the Planned Development will impede, substantially hinder nor discourage the development and use of adjacent land and buildings in accord with the zoning district within which it lies. Adjacent parcels are already developed and uses quite compatible to the proposed use, as well allow for the reconfiguration of the lots in the Planned Development.**

5. Adequate utilities, access roads, drainage, and/or other necessary facilities have been or will be provided;

Response: Adequate utilities, access , drainage, and all other necessary facilities have been provided for at the site of the Automobile Laundry as well the other lot as to be modified.

6. Parking areas shall be of adequate size for the particular special use, which areas shall be properly located and suitably screened from adjoining residential uses, and the entrance and exit driveways to and from these parking areas shall be designed so as to prevent traffic hazards, eliminate nuisance and minimize traffic congestion in the public streets.

Response: The Parking Areas as provided are of adequate size for the operation of the Automobile Laundry and properly located and as required, suitably screened from uses, and the entrance and exit driveways to and from these parking areas have been designed so as to prevent traffic hazards, eliminate nuisance and minimize traffic congestion in the public streets.

In regard to overall parking on the full site there should be adequate parking though a variance is sought due to initial development of the site having only _____ spots versus the _____ spots as would normally have been required. This variance is included in order to memorialize a situation as already in place, but not previously memorialized.

VILLAGE OF BUFFALO GROVE

Community Development Department
50 Raupp Boulevard, Buffalo Grove, IL 60089
Phone: 847-459-2530 | www.vbg.org

BUFFALO GROVE
smart. with heart.

Zoning Variation Standards

During your testimony at the Public Hearing you need to testify and present your case for the variance by addressing the three (3) standards listed below:

The regulations of this Title shall not be varied unless findings of fact are made based upon evidence presented at the hearing that:

1. The property in question cannot yield a reasonable return if permitted to be used only under the conditions allowed by the regulations of the zoning district in which it is located except in the case of residential zoning districts;

   Response: The property in question cannot yield a reasonable return if permitted to be used only under the conditions allowed by the regulations of the zoning district in which it is located. So as to meet setback to Dundee Rd. due to height of the building at its tallest point (35') as the site is otherwise designed to meet all other Village Requirements.

2. The plight of the owner is due to unique circumstances;

   Response: The plight of the applicant is due to unique circumstances as tied to the available land for the proposed use as an Automobile Laundry and parking layout for the Subject Property and adjacent lot.

3. The proposed set back variation along Dundee Rd. will not alter the essential character of the neighborhood

4. **Response: The proposed set back variation 25' in lieu of 35' along Dundee Rd. will not alter the essential character of the neighborhood adjacent to the Subject Property**

VILLAGE OF BUFFALO GROVE

Community Development Department
50 Raupp Boulevard, Buffalo Grove, IL 60089
Phone: 847-459-2530 | www.vbg.org

BUFFALO GROVE
smart. with heart.

Sign Variation Standards

During your testimony at the Public Hearing you need to testify and present your case for the variance by addressing the six (6) standards listed below:

The Planning & Zoning Commission is authorized to grant variations to the regulations of the Sign Code (Chapter 14.40) based upon findings of fact which are made based upon evidence presented at the hearing that:

1. The literal interpretation and strict application of the provisions and requirements of this Title would cause undue and unnecessary hardships to the sign user because of unique or unusual conditions pertaining to the specific building, parcel or property in question; and

   Response: Due to the nature of the business to be operated as an Automobile Laundry. the literal interpretation and strict application of the provisions and requirements of this Title would cause undue and unnecessary hardships to the sign user as related to sign location and ~~the need for the EMS sign.~~

2. The granting of the requested variance would not be materially detrimental to the property owners in the vicinity; and

   Response: The granting of the requested sign variances will not be materially detrimental to the property owners in the vicinity of the proposed Automobile Laundry and its use/operation. All requested variances are minor in nature, and of no impact to any other users/residents in the area surrounding the Subject Property.

3. The unusual conditions applying to the specific property do not apply generally to other properties in the Village; and

   Response: The unusual conditions applying to the Subject Property do not apply generally to other properties in the Village as they are directly related to the building and business operation as proposed.

4. The granting of the variance will not be contrary to the purpose of this Title pursuant to Section 14.04.020.

   Response: The granting of the variance is not be contrary to the purpose of this Title pursuant to Section 14.04.020.

B. Where there is insufficient evidence, in the opinion of the Planning & Zoning Commission, to support a finding under subsection (A), but some hardship does exist, the Planning & Zoning Commission may consider the requirement fulfilled if:

1. The proposed signage is of particularly good design and in particularly good taste; and

   Response: in our opinion the proposed signage is of particularly good design and in particularly good taste and similar to signage used in other locations of the applicant's other Automobile Laundry and as generally exists in the industry.

   - **Variance on the North Elevation along Dundee Rd. requested as sign design includes the height of the rectangle being greater than one-half of the portion of the building above the lintel. Sign on "tower" exceeds this criteria.**
   - ~~**Variance for allowance of Ground Sign Electronic Message Sign.**~~
   - ~~**The sign will meet all requirements of Section 14.20.070 for Electronic message signs.**~~

2. The entire site has been or will be particularly well landscaped.

   Response: The Subject Property will be particularly well landscaped as required and requested by the Village.

MINUTES OF THE REGULAR MEETING OF THE PLANNING AND ZONING COMMISSION HELD AT JEFFREY S. BRAIMAN COUNCIL CHAMBERS FIFTY RAUPP BLVD, BUFFALO GROVE, IL 60089, WEDNESDAY, MARCH 4, 2026

CALL TO ORDER

Chairperson Weinstein called the meeting to order at 7:30 PM

Roll call indicated the following were present:PZC Chairperson Weinstein, PZC Commissioner Au, PZC Commissioner Moodhe, PZC Commissioner Worlikar, PZC Commissioner Spunt, PZC Commissioner Davis, PZC Commissioner Gregory.

Also present were: Trustee Liaison Ottenheimer, Village Attorney Patrick Brankin, Community Development Director Nicole Woods, Associate Planner Andrew Binder, Civil Engineer 1 Daniel Hoscilo.

PUBLIC HEARINGS/ITEMS FOR CONSIDERATION

A. **Consideration of a Fence Code variation, to replace an 8-foot semi-open fence that exceeds the allowable height for a fence at the rear property line along Route 83 / McHenry Road at 1001 Belmar Lane**

Associate Planner Binder provided an overview of the fence variation requeset and indicated that staff is recommending approval of the varaition as the fence is an exact replacement of the existing fence in height, style and location.

The petitioner, Weiyi Jia, was sworn in.

Ms. Jia indicated that the new fence aligned with what they had before. Unfortunately, the fence was involved in a car accident near the property and is working on rebuilding the fence to match the existing one.

Com. Au asked whether the other side fences will be replaced at the same time as the rear fence.

Ms. Jia indicated no, it is just the rear yard fence.

Chairperson Weinstein stated that he would speak for Com. Moodhe, who expressed regret that the Petitioner had to be here this evening.

Com. Moodhe asked if all the fences along Route 83/McHenry Road are 8 feet.

Binder stated that he doesn't know whether all of them are 8 feet, but most are.

Com. Moodhe asked if this property received a fence variation in 2006 for the same height and style as the proposed fence.

Binder Confirmed.

Com. Moodhe asked whether the variation applies to the property, not the property owner, correct?

DRAFT

Brankin mentioned that the ordinance is definitive for now, but indited that they hope to amend it later so that we can handle these situations without needing a public hearing.

Com. Moodhe urged Trustee Oppenheimer to take the request back to the Village Board to change the code to allow the 8-foot fence, especially on major roads. He stated that the delay in this fence appears bad, not just for the village, but also for drivers who see a massive hole and debris, which looks unprofessional and unsafe.

The staff report was entered into the record as Exhibit 1.

Com. Davis made a motion to grant a variation to Section 15.20.040 of the Buffalo Grove Fence Code to allow the installation of an 8-foot semi-open fence that exceeds the allowable height for a fence at the rear property line along Route 83 / McHenry Road at 1001 Belmar Lane, provided the fence shall be installed in accordance with the documents and plans submitted as part of this petition.

Com. Moodhe seconded the motion.

The floor was opened for Commissioners discussion.

Com. Worlikar agrees with Com. Moodhe's sadness that the petitioner must be here over the replacement of an existing 8-foot fence, citing safety concerns, supporting the variation.

Moved by Jason Davis, seconded by Adam Moodhe to approve. Upon roll call, Commissioners voted as follows:

AYES:	7	Mitchell Weinstein, Amy Au, Adam Moodhe, Neil Worlikar, Marc Spunt, Jason Davis, Chad Gregory
NAYS:	0	None
ABSENT:	2	Sujat Saxena, Don Schwartz

Motion declared Passed.

B. **Consideration of an amendment to the Planned Development and Preliminary Plan approved by Ordinance No. 1971-033, a Plat of Subdivision, a Special Use for an Automobile Laundry (Car Wash) facility, as well as zoning and sign variations for Dream Clean Carwash at 1355 Dundee Road**

Associate Planner Binder provided an overview of the request and indicated that staff is recommending approval.

The petitioner, Craig Krandel (attorney representing Dream Clean), Mitchell Zaveduk (Petitioner), Javier Millen (Traffic - KLOA), Steve Thunder (Noise - Thunder Hearing & Sound), Benedict Bussman (Civil - Webster, McGrath & Ahlbery), Ed Kurzeja (Architect - ArchAmerica), Cory Hoff (Sign - IC Signs) were sworn in.

DRAFT

Krandel outlined Dream Clean Carwash's plans for a new 6,130-square-foot facility featuring 33 stacking spaces, a dual-lane, canopy-covered pay station, and 22 vacuum stations. Dream Clean is a regional express car wash operator that recently acquired and refurbished seven locations and is expanding by developing ten new sites across Northern Illinois.

Com. Spunt stated that he is looking forward to this location and seems like a good fit. He asked if they plan to close their location at Hicks and Lake Cook.

Krandel responded no.

Com. Spunt asked if this car wash will have the option of complete brushless.

Zaveduk responded that brushless wash quality really isn't effective and it's just more spraying water on the car, making it very hard to clean. Therefore, he stated that they don't use a touchless option.

Com. Spunt raised a concern about noise from vacuums at the new car wash, given the nearby apartments and housing. He asked if there's any new technology to reduce this noise.

Zaveduk mentioned that sound studies show we are not exceeding ambient noise levels on Dundee roads, so the noise won't be louder for neighbors. The primary source of noise is from the blowers used when exiting the wash, directed toward the Burger King, with no residences affected. To mitigate this, we use high-speed roll-up doors that only open briefly when a vehicle is exiting, limiting the noise to that moment. He noted that while vacuums are quieter than blowers, we have methods to further reduce noise. The vacuum producer will be enclosed to minimize sound, and it uses a Variable Frequency Drive (VFD) that adjusts power based on suction demand. This system efficiently operates at a low rate unless multiple hoses are in use simultaneously.

Com Gregory asked about the traffic study, questioning if the numbers were simply pulled from the ITE. He asked if they did not conduct their own study but used ITE numbers for the driving bank and automated car wash.

Millen confirmed that KLOA's surveys of car washes align closely with ITE data. While traffic patterns can fluctuate daily, he feels very comfortable with the numbers.

Com. Gregory mentioned finding the ITE somewhat obscure, particularly regarding trip generation comparisons. He inquired whether the peak hours for the automated car wash refer to average weekday mornings or the worst possible day.

Millen outlined a typical operational day, highlighting fluctuations in customer traffic, especially during peak hours. He stated that peak days, occurring about 8 to 10 times a year, increase demand, especially after snowstorms. To manage this, strategies like improving processing speed and directing traffic are employed

DRAFT

to prevent vehicle stacking, which can reach 30 to 33 cars. Normal operations see around 8 to 10 vehicles in queue, while peak days can have 25 or more.

Com. Greg stated that his main concern is the amount of time the car spends in the tunnel. He is trying to determine what the maximum wait time should be for cars in the queue lines.

Zaveduk mentioned that the system moves quickly, and the belt speed can be adjusted during peak times to reduce tunnel transit to about 90 seconds. The tunnel accommodates 5 to 6 cars at a time, with an additional 4 to 5 cars in the turnaround area, allowing for nearly 40 cars in total. He expressed confidence that there wouldn't be any overflow issues, as the entrance isn't directly on Dundee.

Com. Gregory asked how you determined the 22 vacuum spots, suggesting that someone might come in and use one of those spots.

Zaveduk stated that vacuums are free for the public and do not require a car wash purchase. This strategy aims to attract customers who may eventually return for a wash. The industry standard is typically 16 to 24 vacuums per wash. Having more vacuums allows for better customer flow, as some prefer not to park next to others. Plans include installing two Robo-Vacs, each serving 10 vacuums, to meet customer expectations.

Com. Au inquired about the north elevation needing a variation and whether complying with the signage requirement of 4.9 would be difficult.

Hoff and Zaveduk stated that they can certainly do that.

Com. Au explained that the only reason for my suggestion is that if you ever decide to change it, you will need to come back, allowing for that possibility.

Com Worlikar inquired about the traffic from the east and whether there is an easy access route for vehicles heading west. He asked for clarification on how this works, wanted to know how eastbound drivers can access the area.

Millen emphasized that the center has excellent accessibility with numerous access points from both the east and west, allowing for easy navigation even if one route is missed. Overall, the connectivity within the shopping area ensures that visitors can reach their destinations through multiple pathways.

Com. Worlikar asked if there is a risk for those traveling from the east to the west on Dundee, specifically regarding the turn lane that may block traffic when stacking up to make a left turn.

Millen noted that there’s is a turn lane, and the trip generation is similar to what the bank used to generate. While the site is currently vacant, the impact will be about the same and there should not be any back up to limit the turning into the site.

DRAFT

Com. Worlikar asked how many employees will be working, as the staff report and presentation have different numbers.

Zaveduk stated that it will typically be 3 employees, with a maximum of 5. If we anticipate a busy day or are training a new employee, we might have an extra manager on site. Generally, it will be 3 employees.

Com. Worlikar inquired about the recycled water, noting that around 55% is reused. He asked how this ties into sewer capacity and how the increased water volume affects capacity sampling.

Hoscilo indicated that preliminary studies show sewer capacity is adequate, but final engineering will verify the details.

A discussion was had about how to enter the site and the access off Dundee Road.

Com. Moodhe asked what the square footage of the bank is.

Binder stated that we don't have that information.

Com. Moodhe asked who owns the Plaza Verde West site and if the site is still broken up into multiple owners.

Woods stated that the whole site expect the Burger King is owned by the same owner.

Krandel stated that Plaza Verde West has two owners: Burger King owns one site, and the other site, which includes the bank, is owned by a separate entity. The plan is to split the Plaza Verde West property into two parts. They will purchase the bank site along with a little additional land, resulting in three ownerships. Although there are always three lots, there have only been two owners.

Com. Moodhe inquired about the parking lot area of Plaza Verde West, specifically in relation to the site next to Burger King and if the additional parking area is included in your purchase and will be part of the deed.

Krandel confirmed the additional static. They will be coming south as part of the purchase, which includes cross-access and parking covenants. Although it will be a new site, all of it is governed by the same covenants. Therefore, the declaration specifies that the parking available is still intended for the other owner of Plaza Verede West.

Com Moodhe inquired whether the additional south lane will also be utilized for staking. Vehicles are approaching from Arlington Heights Road and weaving, and we now have a stand still or traffic outpouring on to Dundee Road, the site and the inputs.

DRAFT

Millien stated that, from a traffic perspective, the location is appealing for both entry and exit. There is space for 32 to 33 vehicles, not including the area on either end of the tunnel. What you are suggesting could happen, but the measures taken by Dream Clean make it highly unlikely and such occurrences are very rare.

Com. Moodhe mentioned that the recent car wash on Milwaukee Road caused significant backups, reaching the Shell Gas Station. The developer for the Milwaukee Road car wash assured that this wont happen. He stated that this project would manage traffic better, but there are concerns that busy days might still lead to frustrated drivers blocking the road. Some may want to turn left towards Arlington but might be forced to go right instead. Will there be training to address this issue?

Zaveduk confirmed that 100% of their employees will receive training on this issue. They recognize that back-up can sometimes happen, but they have half the stacking capacity at their location compared to the Milwaukee development. Backups occur on Milwaukee Road about 5-10 days a year, but they can stack 40 cars at their site instead of 20, so they are confident it won't be a problem. If backups do occur, they would increase the speed and have employees directing traffic to prevent backups on Dundee Road.

Com. Moodhe asked that with the conveyance of the south lane, there will be any other major improvements to the parking lot of Plaza Verede West.

Zaveduk mentioned that the current parking lot has diagonal spaces, and they will be reconfiguring it to reduce parking space loss by adding perpendicular spaces.

Com. Moodhe asked about the parking lot and the exisitng potholes on the Plaza Verde West site.

Krandel inquired whether the entire surface would be resurfaced. The development team confirmed that their portion would be, but they couldn't speak for the rest of the parking lot, as their agreement doesn’t cover that area. They anticipate that their improvements may enhance the overall appearance, but they can’t comment on the condition of the entire shopping center site.

Com. Worlikar inquired about the on-site access point dimensions and its functionality, noting that most visitors would be using the same entrance. He also asked if there would be hand drying available and if the on-site stacking would accommodate that.

Zaveduk stated that there will be no hand drying. The access point will be approximately 40 feet, and the site access and circulation will be adequate with this access size.

Millien demonstrated various car maneuvers, explaining that they tested different vehicles and scenarios to ensure the site could accommodate all types of cars,

DRAFT

times of day, and levels of service.

Com. Worlikar asked whether there would be any protection on the curbs at the site's exit corner.

Millien stated that they had modified the site plan and curbs for smoother movement.

Kurzeja stated that any curbs that may conflict will be modified to ensure they do not hit or rub against the cars.

Com. Spunt asked why there isn't an entrance on the west side of the site, as you could easily access it from there.

Zaveduk stated that they explored a variety of different designs.

Kurzeja mentioned that for the car wash, it's best to make left turns since right turns limit visibility. Both the entrance and exit are at the same point due to proximity to the road. If we had separate entrances and exits, we would need to relocate the building.

Com. Spunt agreed that it makes sense.

Chairperson Weinstein discussed Commissioner Au's earlier comment about a minor variation in signage, noting that the request was for 5 instead of 4.9, which is unlikely to face pushback. Weinstein questioned Village Staff whether, if the variation were granted, and if new sign is proposed that meets the 4.9, would it require additional Village Approval.

Brankin stated that is correct, as according to the signage package in part of the Planned Development ordinance, it must return for an amendment to the Planned Development if it differs from what is presented tonight.

Zaveduk requested that he still seek the variation for the wall sign.

Chairperson Weinstein stated that his issue was noise and asked when the busiest day will be.

Zaveduk noted that the busiest days for the car wash are weather-dependent, but typically weekends experience more foot traffic than weekdays. He emphasized that most customers treat the car wash as a convenient stop while running errands, such as grocery shopping. During the week, the car wash sees increased activity after work, while weekends tend to have a steady flow of customers throughout the day as people complete their various tasks. In general, weekday evenings are busier than midday.

Chairperson Weinstein questioned why the sound study was conducted on a Monday.

DRAFT

Thunder staetd that they conducted the sound study on Monday as it was during the bulk of the week, and focusing on peak noise levels during high traffic times. The analysis examined the worst-case scenario, where blower noise would constantly occur alongside a steady stream of cars. This scenario was illustrated in Figure 5 of the sound study. The findings indicated that the noise generated by the car wash is comparable to the existing ambient noise from traffic on Dundee Road, suggesting no significant impact from the car wash's operations.

Chairperson Weinstein asked if the ambient noise tested on a Monday are similar to those on other days of the week.

Thunder noted that while traffic patterns may change, overall noise levels remain relatively constant. With half the number of cars running at peak rush hour, noise increases only slightly; a significant rise in car volume is needed for substantial noise changes. On weekends, noise levels are similar but follow a different pattern. Weekday traffic peaks during morning rush hour, dips at midday, and rises again in the evening. In contrast, weekends see a gradual midday peak before tapering off, yet still reach similar noise levels as weekdays.

Chairperson Weinstein mentioned that if traffic is lower on Saturday afternoons, it might be a busier time than usual, leading to consistent ambient noise. He expressed concern about receiving complaints from residents across the street, stating that it has become too loud on Saturday afternoons.

Thunder stated that Figure 5 would represent their expectation in a worst-case scenario.

The Staff Report was entered into the record as Exhibit 1.

Zaveduk thanked everyone for their time and looks forward to being good stewards of the village and neighbors to those around them when they open.

Public Hearing was closed.

Com. Davis made a motion to make a positive recommendation to the Village Board to allow an amendment to the Planned Development and Preliminary Plan approved by Ordinance No. 1971-033, A Plat of Subdivision, and a Special Use for an Automobile Laundry (Car Wash) facility, as well as zoning and sign variations for Dream Clean Carwash at 1355 Dundee Road, subject to the conditions in the Staff Report.

The motion was seconded by Com. Worlikar.

Chairperson Weinstein stated that the development is comprehensive and suitable for the location, with all concerns addressed satisfactorily. The setback issue is minor regarding the building heights. Additionally, the sign variation is minimal, and the parking situation is more of a nuance, considering the original development did not have parking requirements. Given that there is ample parking within the facility, he believes the proposal meets all necessary criteria

DRAFT

and is in favor of it.

Com. Worlikar agreed and noted that he really appreciates the effort to come out and conduct the traffic study and perform the sound study. Having the expert present allows for a thorough review that benefits the public and the community, especially since everyone resides in the village. He is also very pleased to see that the area is being developed, so he is in favor of the proposal.

Moved by Jason Davis, seconded by Neil Worlikar, to recommend approval. Upon roll call, Commissioners voted as follows:

AYES:	7	Mitchell Weinstein, Amy Au, Adam Moodhe, Neil Worlikar, Marc Spunt, Jason Davis, Chad Gregory
NAYS:	0	None
ABSENT:	2	Sujat Saxena, Don Schwartz

Motion declared passed.

REGULAR MEETING

A. **Other Matters for Discussion**
None.

B. **Approval of Draft Minutes from the December 17, 2025 PZC Meeting**
Moved by Adam Moodhe, seconded by Amy Au to approve. Upon roll call, Commissioners voted as follows:

AYES:	5	Mitchell Weinstein, Adam Moodhe, Neil Worlikar, Marc Spunt, Jason Davis
NAYS:	0	None
ABSENT:	2	Sujat Saxena, Don Schwartz

Motion declared Passed.

C. **Chairperson's Report**
None.

D. **Committee and Liaison Reports**
Com. Spunt provided an overview of the January Board meeting, confirming the approval of the VEG Signage and Chase Plaza.

E. **Staff Report/Future Agenda Schedule**
Associate Planner Binder provided an overview that the next two PZC meetings will likely be canceled.

F. **Public Comments and Questions**
All comments will be limited to 5 minutes and should be limited to concerns or comments regarding issues that are relevant to Planning and Zoning Commission business and not on the regular agenda for discussion.
None.

ADJOURNMENT

The meeting was adjourned at 8:42 PM.

DRAFT

AGENDA ITEM SUMMARY

BUFFALO GROVE VILLAGE BOARD

Regular Meeting: March 16, 2026

AGENDA ITEM 9.b. O-2026-37
Ordinance Authorizing a Contract with Brothers Asphalt Paving, Inc. for the 2026 Pavement Patching Project

Contacts

Liaison: Trustee Weidenfeld
Staff: Briget Schwab

Staff Recommendation

Staff recommends approval.

Recommended Motion

I move to approve an Ordinance authorizing the execution of a Contract with Brothers Asphalt Paving, Inc for the 2026 Pavement Patching Project, pending final review by the Village Attorney.

Summary

Recommendation

Staff recommends that the Village Board award the contract to Brothers Asphalt Paving, Inc a price not to exceed $343,499.20 because the firm is the lowest qualified bidder for the work proposed. Due to the size and scope of the project, staff recommends a contingency fund be created and controlled by the Village in the amount of $31,227.20 (10.0% of the project cost). As bids came in below the engineer's estimate, Public Works staff will consult with the Village Manager prior to exceeding the low bid price of $312,272.00. This project is funded by Illinois Motor Fuel Tax Funds (MFT).

Background

The 2026 Pavement Patching Project was advertised for bids and opened on February 26, 2026, where 7 qualifying bids were received. The lowest qualified base bid was in the amount of $312,272.00 from Brothers Asphalt Paving, Inc. The project includes pavement patches of a two-inch depth to be constructed on various streets within the Village and several locations within the Municipal Campus lots, helping extend the life of the overall pavement or as patches that are larger than the capabilities of Public Works Operations.

Attached is a copy of the Tabulation of Bids for the project indicating the lowest total qualified bid of $312,272.00. Also demonstrated in the attachment is an engineer's estimate of $369,065.00. All work associated with this project is expected to be completed by early June.

Strategic Alignment

Guiding Principle

Principle 3: Plan and Invest in the Future

Goal

Goal 1: Maintained effective village government: fiscally responsible and providing outstanding, responsive services

File Attachments

1. DRAFT Ordinance - 2026 Pavement Patching Award
2. Bid Tabulation- Pavement Patching
3. Pavement Patching Contract

ORDINANCE 2026-xxx

AN ORDINANCE AUTHORIZING THE EXECUTION OF A CONTRACT WITH BROTHERS ASPHALT PAVING, INC. FOR THE 2026 PAVEMENT PATCHING PROJECT

WHEREAS the Village of Buffalo Grove is a home rule unit pursuant to the Illinois Constitution of 1970; and

WHEREAS the Village seeks to enter into a contract with Brothers Asphalt Paving, Inc. for the 2026 Pavement Patching Project.

NOW THEREFORE BE IT ORDAINED by the President and Board of Trustees of the Village of Buffalo Grove, Cook and Lake Counties, Illinois, as follows:

SECTION 1. The foregoing recitals are hereby adopted and incorporated and made a part of this Ordinance as if fully set forth herein.

SECTION 2. The Village President is authorized to execute a contract attached herein with Brothers Asphalt Paving, Inc. for the 2026 Pavement Patching Project at a price not to exceed $343,499.20, pending attorney review.

SECTION 3. If any section, paragraph, clause or provision of this Ordinance shall be held invalid, the invalidity thereof shall not affect any other provision of this Ordinance.

SECTION 4. This Ordinance shall be in full force and effect from and after its passage and approval and shall not be codified.

AYES: _____
NAYES: _____
ABSENT: _____
PASSED: _____, 2026
APPROVED: _____, 2026
PUBLISHED: _____, 2026

ATTEST: APPROVED:

_____ _____

Janet M. Sirabian, Village Clerk Eric N. Smith, Village President

DRAFT

Project: Village of Buffalo Grove
2026 Pavement Patching Project (VoBG-2026-02)

Project Manager: Adam Dow
Bid Opening Date: 2/26/2026
Bid Opening Location: Virtual

				Engineer's Opinion of Probable Cost		***BID TABULATION***													
						Brothers Asphalt Paving Inc.		Maneval Construction		Schroeder Asphalt Services Inc.		Chicagoland Paving Contractors Inc.		McGill Construction LLC		Builders Paving LLC		Peter Baker and Son Co.	
Item No.	**Description**	**Quantity**	**Unit**	**Unit Price**	**Total**	**Unit**	**Total**	**Unit**	**Total**	**Unit**	**Total**	**Unit**	**Total**	**Unit**	**Total**	**Unit**	**Total**	**Unit**	**Total**
67100100	Mobilization	1.0	LS	$20,000.00	$20,000.00	$8,000.00	$8,000.00	$9,048.00	$9,048.00	$4,500.00	$4,500.00	$5,000.00	$5,000.00	$13,917.12	$13,917.12	$9,252.00	$9,252.00	$9,352.00	$9,352.00
70102620	Traffic Control and Protection, Standard 701501	1.0	LS	$15,000.00	$15,000.00	$6,000.00	$6,000.00	$1.00	$1.00	$3,500.00	$3,500.00	$1,000.00	$1,000.00	$8,621.23	$8,621.23	$2,000.00	$2,000.00	$2,200.00	$2,200.00
-	Class D Patches, Type I, 2 Inch (Special)	28.0	SY	$35.00	$980.00	$20.00	$560.00	$190.00	$5,320.00	$22.00	$616.00	$35.00	$980.00	$70.00	$1,960.00	$22.00	$616.00	$55.00	$1,540.00
-	Class D Patches, Type II, 2 Inch (Special)	121.0	SY	$30.00	$3,630.00	$20.00	$2,420.00	$51.00	$6,171.00	$21.00	$2,541.00	$35.00	$4,235.00	$42.00	$5,082.00	$22.00	$2,662.00	$34.75	$4,204.75
-	Class D Patches, Type III, 2 Inch (Special)	487.0	SY	$25.00	$12,175.00	$20.00	$9,740.00	$20.00	$9,740.00	$21.00	$10,227.00	$25.00	$12,175.00	$26.40	$12,856.80	$22.00	$10,714.00	$27.25	$13,270.75
-	Class D Patches, Type IV, 2 Inch (Special)	15,864.0	SY	$20.00	$317,280.00	$18.00	$285,552.00	$20.00	$317,280.00	$21.00	$333,144.00	$21.85	$346,628.40	$21.00	$333,144.00	$22.25	$352,974.00	$22.50	$356,940.00
				Total Base Bid:	**$369,065.00**		**$312,272.00**		**$347,560.00**		**$354,528.00**		**$370,018.40**		**$375,581.15**		**$378,218.00**		**$387,507.50**

Illinois Department of Transportation

Local Public Agency
Formal Contract Proposal
VoBG-2026-02

COVER SHEET

Proposal Submitted By:

Contractor's Name

Contractor's Address | City | State | Zip Code

STATE OF ILLINOIS

Local Public Agency	County	Section Number
Village of Buffalo Grove	Cook	26-00000-02-GM

Route(s) (Street/Road Name)	Type of Funds
Various Street Segments	MFT

☒ Proposal Only ☐ Proposal and Plans ☐ Proposal only, plans are separate

Submitted/Approved
For Local Public Agency:

For a County and Road District Project

Submitted/Approved

Highway Commissioner Signature & Date

Submitted/Approved

County Engineer/Superintendent of Highways Signature & Date

For a Municipal Project

Submitted/Approved/Passed

Signature & Date

Official Title

Department of Transportation

Released for bid based on limited review

Regional Engineer Signature & Date

Note: All proposal documents, including Proposal Guaranty Checks or Proposal Bid Bonds, should be stapled together to prevent loss when bids are processed.

Local Public Agency	County	Section Number	Route(s) (Street/Road Name)
Village of Buffalo Grove	Cook	26-00000-02-GM	Various Street Segments

NOTICE TO BIDDERS

Sealed proposals for the project described below will be received at the office of www.vbg.org/bids
Name of Office

Address until 9:00 AM Time on 02/26/26 Date.

Sealed proposals will be opened and read publicly at the office of a live, online meeting hosted by the Village
Name of Office

https://shorturl.at/i4yUD Address at 9:00 AM Time on 02/26/26 Date.

DESCRIPTION OF WORK

Location: Various Locations Within the Village Limits

Project Length:

Proposed Improvement:
This project includes, but is not limited, the following major work items: hot-mix asphalt surface pavement patching; and other associated improvements.

1. Plans and proposal forms will be available in the office of
www.vbg.org/bids
Office of the Purchasing Manager - (847) 459-2500

2. ☒ Prequalification
If checked, the 2 apparent as read low bidders must file within 24 hours after the letting an "Affidavit of Availability" (Form BC 57) in triplicate, showing all uncompleted contracts awarded to them and all low bids pending award for Federal, State, County, Municipal and private work. One original shall be filed with the Awarding Authority and two originals with the IDOT District Office.

3. The Awarding Authority reserves the right to waive technicalities and to reject any or all proposals as provided in BLRS Special Provision for Bidding Requirements and Conditions for Contract Proposals.

4. The following BLR Forms shall be returned by the bidder to the Awarding Authority:
   a. Local Public Agency Formal Contract Proposal (BLR 12200)
   b. Schedule of Prices (BLR 12201)
   c. Proposal Bid Bond (BLR 12230) (if applicable)
   d. Apprenticeship or Training Program Certification (BLR 12325) (do not use for project with Federal funds.)
   e. Affidavit of Illinois Business Office (BLR 12326) (do not use for project with Federal funds)

5. The quantities appearing in the bid schedule are approximate and are prepared for the comparison of bids. Payment to the Contractor will be made only for the actual quantities of work performed and accepted or materials furnished according to the contract. The scheduled quantities of work to be done and materials to be furnished may be increased, decreased or omitted as hereinafter provided.

6. Submission of a bid shall be conclusive assurance and warranty the bidder has examined the plans and understands all requirements for the performance of work. The bidder will be responsible for all errors in the proposal resulting from failure or neglect to conduct an in depth examination. The Awarding Authority will, in no case, be responsible for any costs, expenses, losses or changes in anticipated profits resulting from such failure or neglect of the bidder.

7. The bidder shall take no advantage of any error or omission in the proposal and advertised contract.

8. If a special envelope is supplied by the Awarding Authority, each proposal should be submitted in that envelope furnished by the Awarding Agency and the blank spaces on the envelope shall be filled in correctly to clearly indicate its contents. When an envelope other than the special one furnished by the Awarding Authority is used, it shall be marked to clearly indicate its contents. When sent by mail, the sealed proposal shall be addressed to the Awarding Authority at the address and in care of the official in whose office the bids are to be received. All proposals shall be filed prior to the time and at the place specified in the Notice to Bidders. Proposals received after the time specified will be returned to the bidder unopened.

9. Permission will be given to a bidder to withdraw a proposal if the bidder makes the request in writing or in person before the time for opening proposals.

Local Public Agency	County	Section Number	Route(s) (Street/Road Name)
Village of Buffalo Grove	Cook	26-00000-02-GM	Various Street Segments

PROPOSAL

1. Proposal of _____
Contractor's Name

_____.
Contractor's Address

2. The plans for the proposed work are those prepared by The Village of Buffalo Grove and approved by the Department of Transportation on _____.

3. The specifications referred to herein are those prepared by the Department of Transportation and designated as "Standard Specifications for Road and Bridge Construction" and the " Supplemental Specifications and Recurring Special Provisions" thereto, adopted and in effect on the date of invitation for bids.

4. The undersigned agrees to accept, as part of the contract, the applicable Special Provisions indicated on the "Check Sheet for Recurring Special Provisions" contained in this proposal.

5. The undersigned agrees to complete the work within _____ working days or by 06/05/26 unless additional time is granted in accordance with the specifications.

6. The successful bidder at the time of execution of the contract will be required to deposit a contract bond for the full amount of the award. When a contract bond is not required, the proposal guaranty check will be held in lieu thereof. If this proposal is accepted and the undersigned fails to execute a contract and contract bond as required, it is hereby agreed that the Bid Bond of check shall be forfeited to the Awarding Authority.

7. Each pay item should have a unit price and a total price. If no total price is shown or if there is a discrepancy between the products of the unit price multiplied by the quantity, the unit price shall govern. If a unit price is omitted, the total price will be divided by the quantity in order to establish a unit price. A bid may be declared unacceptable if neither a unit price nor a total price is shown.

8. The undersigned submits herewith the schedule of prices on BLR 12201 covering the work to be performed under this contract.

9. The undersigned further agrees that if awarded the contract for the sections contained in the combinations on BLR 12201, the work shall be in accordance with the requirements of each individual proposal for the multiple bid specified in the Schedule for Multiple Bids below.

10. A proposal guaranty in the proper amount, as specified in BLRS Special Provision for Bidding Requirements and Conditions for Contract Proposals, will be required. Bid Bonds will be allowed as a proposal guaranty. Accompanying this proposal is either a bid bond, if allowed, on Department form BLR 12230 or a proposal guaranty check, complying with the specifications, made payable to: Village Treasurer of Buffalo Grove .
The amount of the check is _____ (_____).

Attach Cashier's Check or Certified Check Here

In the event that one proposal guaranty check is intended to cover two or more bid proposals, the amount must be equal to the sum of the proposal guaranties which would be required for each individual bid proposal. If the proposal guaranty check is placed in another bid proposal, state below where it may be found.

The proposal guaranty check will be found in the bid proposal for: Section Number _____ .

Local Public Agency	County	Section Number	Route(s) (Street/Road Name)
Village of Buffalo Grove	Cook	26-00000-02-GM	Various Street Segments

CONTRACTOR CERTIFICATIONS

The certifications hereinafter made by the bidder are each a material representation of fact upon which reliance is placed should the Department enter into the contract with the bidder.

1. **Debt Delinquency.** The bidder or contractor or subcontractor, respectively, certifies that it is not delinquent in the payment of any tax administered by the Department of Revenue unless the individual or other entity is contesting, in accordance with the procedure established by the appropriate Revenue Act, its liability for the tax or the amount of the tax. Making a false statement voids the contract and allows the Department to recover all amounts paid to the individual or entity under the contract in a civil action.

2. **Bid-Rigging or Bid Rotating**. The bidder or contractor or subcontractor, respectively, certifies that it is not barred from contracting with the Department by reason of a violation of either 720 ILCS 5/33E-3 or 720 ILCS 5/33E-4.

   A violation of section 33E-3 would be represented by a conviction of the crime of bid-rigging which, in addition to Class 3 felony sentencing, provides that any person convicted of this offense, or any similar offense of any state or the United States which contains the same elements as this offense shall be barred for 5 years from the date of conviction from contracting with any unit of State or local government. No corporation shall be barred from contracting with any unit of State or local government as a result of a conviction under this Section of any employee or agent of such corporation if the employee so convicted is no longer employed by the corporation: (1) it has been finally adjudicated not guilty or (2) if it demonstrates to the governmental entity with which it seeks to contract that entity finds that the commission of the offense was neither authorized, requested, commanded, nor performed by a director, officer or a high managerial agent on behalf of the corporation.

   A violation of Section 33E-4 would be represented by a conviction of the crime of bid-rotating which, in addition to Class 2 felony sentencing, provides that any person convicted of this offense or any similar offense of any state or the United States which contains the same elements as this offense shall be permanently barred from contracting with any unit of State of Local government. No corporation shall be barred from contracting with any unit of State or Local government as a result of a conviction under this Section of any employee or agent of such corporation if the employee so convicted is no longer employed by the corporation and: (1) it has been finally adjudicated not guilty or (2) if it demonstrates to the governmental entity with which it seeks to contract and that entity finds that the commission of the offense was neither authorized, requested, commanded, nor performed by a director, officer or a high managerial agent on behalf of the corporation.

3. **Bribery.** The bidder or contractor or subcontractor, respectively, certifies that, it has not been convicted of bribery or attempting to bribe an officer or employee of the State of Illinois or any unit of local government, nor has the firm made an admission of guilt of such conduct which is a matter or record, nor has an official, agent, or employee of the firm committed bribery or attempted bribery on behalf of the firm and pursuant to the direction or authorization of a responsible official of the firm.

4. **Interim Suspension or Suspension.** The bidder or contractor or subcontractor, respectively, certifies that it is not currently under a suspension as defined in Subpart I of Title 44 Subtitle A Chapter III Part 6 of the Illinois Administrative code. Furthermore, if suspended prior to completion of this work, the contract or contracts executed for the completion of this work may be canceled.

Local Public Agency	County	Section Number	Route(s) (Street/Road Name)
Village of Buffalo Grove	Cook	26-00000-02-GM	Various Street Segments

SIGNATURES

(If an individual)

Bidder Signature & Date

Business Address

City | State | Zip Code

(If a partnership)

Firm Name

Signature & Date

Title

Business Address

City | State | Zip Code

Insert the Names and Addresses of all Partners

(If a corporation)

Corporate Name

Signature & Date

Title

Business Address

City | State | Zip Code

Insert Names of Officers

President

Secretary

Attest:

Secretary

Treasurer

Illinois Department of Transportation

Schedule of Prices

VoBG-2026-02

Contractor's Name

Contractor's Address | City | State | Zip Code

Local Public Agency: Village of Buffalo Grove | County: Cook | Section Number: 26-00000-02-GM

Route(s) (Street/Road Name): Various Street Segments

Schedule for Multiple Bids

Combination Letter	Section Included in Combinations	Total

Schedule for Single Bid

(For complete information covering these items, see plans and specifications.)

Item Number	Items	Unit	Quantity	Unit Price	Total
67100100	Mobilization	LS	1		
70102620	Traf Cont & Prot 701501	LS	1		
	CL D Patches, Ty I, 2 (Sp)	SY	28		
	CL D Patches, Ty II, 2 (Sp)	SY	121		
	CL D Patches, Ty III, 2 (Sp)	SY	487		
	CL D Patches, Ty IV, 2 (Sp)	SY	15864		
				Bidder's Total Proposal	

1. Each pay item should have a unit price and a total price.
2. If no total price is shown or if there is a discrepancy between the product of the unit price multiplied by the quantity, the unit price shall govern.
3. If a unit price is omitted, the total price will be divided by the quantity in order to establish a unit price.
4. A bid may be declared unacceptable if neither a unit price or total price is shown.

Illinois Department of Transportation

Local Public Agency Proposal Bid Bond

VoBG-2026-02

Local Public Agency	County	Section Number
Village of Buffalo Grove	Cook	26-00000-02-GM

WE, _____ as PRINCIPAL, and _____ as SURETY, are held jointly, severally and firmly bound unto the above Local Public Agency (hereafter referred to as "LPA") in the penal sum of 5% of the total bid price, or for the amount specified in the proposal documents in effect on the date of invitation for bids, whichever is the lesser sum. We bind ourselves, our heirs, executors, administrators, successors, and assigns, jointly pay to the LPA this sum under the conditions of this instrument.

WHEREAS THE CONDITION OF THE FOREGOING OBLIGATION IS SUCH that, the said PRINCIPAL is submitting a written proposal to the LPA acting through its awarding authority for the construction of the work designated as the above section.

THEREFORE if the proposal is accepted and a contract awarded to the PRINCIPAL by the LPA for the above designated section and the PRINCIPAL shall within fifteen (15) days after award enter into a formal contract, furnish surety guaranteeing the faithful performance of the work, and furnish evidence of the required insurance coverage, all as provided in the "Standard Specifications for Road and Bridge Construction" and applicable Supplemental Specifications, then this obligation shall become void; otherwise it shall remain in full force and effect.

IN THE EVENT the LPA determines the PRINCIPAL has failed to enter into a formal contract in compliance with any requirements set forth in the preceding paragraph, then the LPA acting through its awarding authority shall immediately be entitled to recover the full penal sum set out above, together with all court costs, all attorney fees, and any other expense of recovery.

IN TESTIMONY WHEREOF, the said PRINCIPAL and the said SURETY have caused this instrument to be signed by their respective officers this _____ (Day) of _____ (Month and Year)

Principal

Company Name

Signature & Date

By:

Title

Company Name

Signature & Date

By:

Title

(If Principal is a joint venture of two or more contractors, the company names, and authorized signatures of each contractor must be affixed.)

Surety

Name of Surety

Signature of Attorney-in-Fact Signature & Date

By:

STATE OF IL

COUNTY OF

I _____ , a Notary Public in and for said county do hereby certify that

_____

(Insert names of individuals signing on behalf of PRINCIPAL & SURETY)

who are each personally known to me to be the same persons whose names are subscribed to the foregoing instrument on behalf of PRINCIPAL and SURETY, appeared before me this day in person and acknowledged respectively, that they signed and delivered said instruments as their free and voluntary act for the uses and purposes therein set forth.

Given under my hand and notarial seal this _____ (Day) day of _____ (Month and Year) .

Notary Public Signature & Date

(SEAL, if required by the LPA)

Date commission expires _____

Local Public Agency	County	Section Number
Village of Buffalo Grove	Cook	26-00000-02-GM

ELECTRONIC BID BOND

☐ **Electronic bid bond is allowed (box must be checked by LPA if electronic bid bond is allowed)**

The Principal may submit an electronic bid bond, in lieu of completing the above section of the Proposal Bid Bond Form. By providing an electronic bid bond ID code and signing below, the Principal is ensuring the identified electronic bid bond has been executed and the Principal and Surety are firmly bound unto the LPA under the conditions of the bid bond as shown above. (If PRINCIPAL is a joint venture of two or more contractors, an electronic bid bond ID code, company/Bidder name title and date must be affixed for each contractor in the venture.)

Electronic Bid Bond ID Code

Company/Bidder Name

Signature & Date

Title

Illinois Department of Transportation

Apprenticeship and Training Program Certification

VoBG-2026-02

Local Public Agency	County	Street Name/Road Name	Section Number
Village of Buffalo Grove	Cook	Various Street Segments	26-00000-02-GM

All contractors are required to complete the following certification

☒ For this contract proposal or for all bidding groups in this deliver and install proposal.

☐ For the following deliver and install bidding groups in this material proposal.

Illinois Department of Transportation policy, adopted in accordance with the provisions of the Illinois Highway Code, requires this contract to be awarded to the lowest responsive and responsible bidder. The award decision is subject to approval by the Department. In addition to all other responsibility factors, this contract or deliver and install proposal requires all bidders and all bidder's subcontractors to disclose participation in apprenticeship or training programs that are (1) approved by and registered with the United States Department of Labor's Bureau of Apprenticeship and Training, and (2) applicable to the work of the above indicated proposals or groups. Therefore, all bidders are required to complete the following certification:

1. Except as provided in paragraph 4 below, the undersigned bidder certifies that it is a participant, either as an individual or as part of a group program, in an approved apprenticeship or training program applicable to each type of work or craft that the bidder will perform with its own employees.

2. The undersigned bidder further certifies, for work to be performed by subcontract, that each of its subcontractors either (A) is, at the time of such bid, participating in an approved, applicable apprenticeship or training program; or (B) will, prior to commencement of performance of work pursuant to this contract, establish participation in an approved apprenticeship or training program applicable to the work of the subcontract.

3. The undersigned bidder, by inclusion in the list in the space below, certifies the official name of each program sponsor holding the Certificate of Registration for all of the types of work or crafts in which the bidder is a participant and that will be performed with the bidder's employees. Types of work or craft that will be subcontracted shall be included and listed as subcontract work. The list shall also indicate any type of work or craft job category for which there is no applicable apprenticeship or training program available.

4. Except for any work identified above, if any bidder or subcontractor shall perform all or part of the work of the contract or deliver and install proposal solely by individual owners, partners or members and not by employees to whom the payment of prevailing rates of wages would be required, check the following box, and identify the owner/operator workforces and positions of ownership. ☐

The requirements of this certification and disclosure are a material part of the contract, and the contractor shall require this certification provision to be included in all approved subcontracts. The bidder is responsible for making a complete report and shall make certain that each type of work or craft job category that will be utilized on the project is accounted for and listed. The Department at any time before or afterward may require the production of a copy of each applicable Certificate of Registration issued by the United States Department of Labor evidencing such participation by the contractor and any or all of its subcontractors. In order to fulfill the participation requirement, it shall not be necessary that any applicable program sponsor be currently taking or that it will take applications for apprenticeship, training or employment during the performance of the work of this contract or deliver and install proposal.

Bidder

Signature & Date

Title

Address	City	State	Zip Code

Illinois Department of Transportation

Affidavit of Illinois Business Office

VoBG-2026-02

Local Public Agency	County	Street Name/Road Name	Section Number
Village of Buffalo Grove	Cook	Various Street Segments	26-00000-02-GM

I, _____ (Name of Affiant) of _____ (City of Affiant), _____ (State of Affiant),
being first duly sworn upon oath, state as follows:

1. That I am the _____ (Officer or Position) of _____ (Bidder).

2. That I have personal knowledge of the facts herein stated.

3. That, if selected under the proposal described above, _____ (Bidder), will maintain a business office in the State of Illinois, which will be located in _____ (County) County, Illinois.

4. That this business office will serve as the primary place of employment for any persons employed in the construction contemplated by this proposal.

5. That this Affidavit is given as a requirement of state law as provided in Section 30-22(8) of the Illinois Procurement Code.

Signature & Date

Print Name of Affiant

Notary Public

State of IL

County _____

Signed (or subscribed or attested) before me on _____ (date) by

_____ (name/s of person/s), authorized agent(s) of

_____ (Bidder).

Notary Public Signature & Date

(SEAL)

My commission expires _____

Illinois Department of Transportation

Affidavit of Availability

For the Letting of

VoBG-2026-02

Bureau of Construction
2300 South Dirksen Parkway/Room 322
Springfield, IL 62764

Instructions: Complete this form by either typing or using black ink. "Authorization to Bid" will not be issued unless both sides of this form are completed in detail. Use additional forms as needed to list all work.

Part I. Work Under Contract

List below all work you have under contract as either a prime contractor or a subcontractor. It is required to include all pending low bids not yet awarded or rejected. In a joint venture, list only that portion of the work which is the responsibility of your company. The uncompleted dollar value is to be based upon the most recent engineer's or owners estimate, and must include work subcontracted to others. If no work is contracted, show NONE.

	1	2	3	4	Awards Pending	Accumulated Totals
Contract Number						
Contract With						
Estimated Completion Date						
Total Contract Price						
Uncompleted Dollar Value if Firm is the Prime Contractor						
Uncompleted Dollar Value if Firm is the Subcontractor						
					Total Value of All Work	

Part II. Awards Pending and Uncompleted Work to be done with your own forces.

List below the uncompleted dollar value of work for each contract and awards pending to be completed with your own forces. All work subcontracted to others will be listed on the reverse of this form. In a joint venture, list only that portion of the work to be done by your company. If no work is contracted, show NONE.

Earthwork						
Portland Cement Concrete Paving						
HMA Plant Mix						
HMA Paving						
Clean & Seal Cracks/Joints						
Aggregate Bases, Surfaces						
Highway, R.R., Waterway Struc.						
Drainage						
Electrical						
Cover and Seal Coats						
Concrete Construction						
Landscaping						
Fencing						
Guardrail						
Painting						
Signing						
Cold Milling, Planning, Rotomilling						
Demolition						
Pavement Markings (Paint)						
Other Construction (List)						
Totals						

Disclosure of this information is REQUIRED to accomplish the statutory purpose as outlined in the “Illinois Procurement Code." Failure to comply will result in non-issuance of an "Authorization To Bid." This form has been approved by the State Forms Management Center.

Part III. Work Subcontracted to Others.

For each contract described in Part I, list all the work you have subcontracted to others.

	1	2	3	4	Awards Pending
Subcontractor					
Type of Work					
Subcontract Price					
Amount Uncompleted					
Subcontractor					
Type of Work					
Subcontract Price					
Amount Uncompleted					
Subcontractor					
Type of Work					
Subcontract Price					
Amount Uncompleted					
Subcontractor					
Type of Work					
Subcontract Price					
Amount Uncompleted					
Subcontractor					
Type of Work					
Subcontract Price					
Amount Uncompleted					
Total Uncompleted					

Notary

I, being duly sworn, do hereby declare this affidavit is a true and correct statement relating to ALL uncompleted contracts of the undersigned for Federal, State, County, City and private work, including ALL subcontract work, ALL pending low bids not yet awarded or rejected and ALL estimated completion dates.

Officer or Director

Title

Signature

Date

Company

Address

City

State

Zip Code

Subscribed and sworn to before me

this _____ day of _____ , _____

_____

(Signature of Notary Public)

My commission expires _____

(Notary Seal)

☐ Add pages for additional contracts

Illinois Department of Transportation

Affidavit of Availability

For the Letting of

Bureau of Construction
2300 South Dirksen Parkway/Room 322
Springfield, IL 62764

Instructions: Complete this form by either typing or using black ink. "Authorization to Bid" will not be issued unless both sides of this form are completed in detail. Use additional forms as needed to list all work.

Part I. Work Under Contract

List below all work you have under contract as either a prime contractor or a subcontractor. It is required to include all pending low bids not yet awarded or rejected. In a joint venture, list only that portion of the work which is the responsibility of your company. The uncompleted dollar value is to be based upon the most recent engineer's or owners estimate, and must include work subcontracted to others. If no work is contracted, show NONE.

	1	2	3	4	Awards Pending	Accumulated Totals
Contract Number						
Contract With						
Estimated Completion Date						
Total Contract Price						
Uncompleted Dollar Value if Firm is the Prime Contractor						
Uncompleted Dollar Value if Firm is the Subcontractor						
					Total Value of All Work	

Part II. Awards Pending and Uncompleted Work to be done with your own forces.

List below the uncompleted dollar value of work for each contract and awards pending to be completed with your own forces. All work subcontracted to others will be listed on the reverse of this form. In a joint venture, list only that portion of the work to be done by your company. If no work is contracted, show NONE.

Earthwork						
Portland Cement Concrete Paving						
HMA Plant Mix						
HMA Paving						
Clean & Seal Cracks/Joints						
Aggregate Bases, Surfaces						
Highway, R.R., Waterway Struc.						
Drainage						
Electrical						
Cover and Seal Coats						
Concrete Construction						
Landscaping						
Fencing						
Guardrail						
Painting						
Signing						
Cold Milling, Planning, Rotomilling						
Demolition						
Pavement Markings (Paint)						
Other Construction (List)						
Totals						

Disclosure of this information is REQUIRED to accomplish the statutory purpose as outlined in the “Illinois Procurement Code." Failure to comply will result in non-issuance of an "Authorization To Bid." This form has been approved by the State Forms Management Center.

Part III. Work Subcontracted to Others.

For each contract described in Part I, list all the work you have subcontracted to others.

	2	3	4	Awards Pending	1
Subcontractor					
Type of Work					
Subcontract Price					
Amount Uncompleted					
Subcontractor					
Type of Work					
Subcontract Price					
Amount Uncompleted					
Subcontractor					
Type of Work					
Subcontract Price					
Amount Uncompleted					
Subcontractor					
Type of Work					
Subcontract Price					
Amount Uncompleted					
Subcontractor					
Type of Work					
Subcontract Price					
Amount Uncompleted					
Total Uncompleted					

Notary

I, being duly sworn, do hereby declare this affidavit is a true and correct statement relating to ALL uncompleted contracts of the undersigned for Federal, State, County, City and private work, including ALL subcontract work, ALL pending low bids not yet awarded or rejected and ALL estimated completion dates.

Officer or Director

Title

Signature

Date

Company

Address

City

State

Zip Code

Subscribed and sworn to before me

this _____ day of _____ , _____

_____

(Signature of Notary Public)

My commission expires _____

(Notary Seal)

☐ Add pages for additional contracts

Illinois Department of Transportation

Affidavit of Availability

For the Letting of

Bureau of Construction
2300 South Dirksen Parkway/Room 322
Springfield, IL 62764

Instructions: Complete this form by either typing or using black ink. "Authorization to Bid" will not be issued unless both sides of this form are completed in detail. Use additional forms as needed to list all work.

Part I. Work Under Contract

List below all work you have under contract as either a prime contractor or a subcontractor. It is required to include all pending low bids not yet awarded or rejected. In a joint venture, list only that portion of the work which is the responsibility of your company. The uncompleted dollar value is to be based upon the most recent engineer's or owners estimate, and must include work subcontracted to others. If no work is contracted, show NONE.

	1	2	3	4	Awards Pending	Accumulated Totals
Contract Number						
Contract With						
Estimated Completion Date						
Total Contract Price						
Uncompleted Dollar Value if Firm is the Prime Contractor						
Uncompleted Dollar Value if Firm is the Subcontractor						
					Total Value of All Work	

Part II. Awards Pending and Uncompleted Work to be done with your own forces.

List below the uncompleted dollar value of work for each contract and awards pending to be completed with your own forces. All work subcontracted to others will be listed on the reverse of this form. In a joint venture, list only that portion of the work to be done by your company. If no work is contracted, show NONE.

Earthwork						
Portland Cement Concrete Paving						
HMA Plant Mix						
HMA Paving						
Clean & Seal Cracks/Joints						
Aggregate Bases, Surfaces						
Highway, R.R., Waterway Struc.						
Drainage						
Electrical						
Cover and Seal Coats						
Concrete Construction						
Landscaping						
Fencing						
Guardrail						
Painting						
Signing						
Cold Milling, Planning, Rotomilling						
Demolition						
Pavement Markings (Paint)						
Other Construction (List)						
Totals						

Disclosure of this information is REQUIRED to accomplish the statutory purpose as outlined in the “Illinois Procurement Code." Failure to comply will result in non-issuance of an "Authorization To Bid." This form has been approved by the State Forms Management Center.

Part III. Work Subcontracted to Others.

For each contract described in Part I, list all the work you have subcontracted to others.

	1	2	3	4	Awards Pending
Subcontractor					
Type of Work					
Subcontract Price					
Amount Uncompleted					
Subcontractor					
Type of Work					
Subcontract Price					
Amount Uncompleted					
Subcontractor					
Type of Work					
Subcontract Price					
Amount Uncompleted					
Subcontractor					
Type of Work					
Subcontract Price					
Amount Uncompleted					
Subcontractor					
Type of Work					
Subcontract Price					
Amount Uncompleted					
Total Uncompleted					

Notary

I, being duly sworn, do hereby declare this affidavit is a true and correct statement relating to ALL uncompleted contracts of the undersigned for Federal, State, County, City and private work, including ALL subcontract work, ALL pending low bids not yet awarded or rejected and ALL estimated completion dates.

Officer or Director

Title

Signature

Date

Company

Address

City

State

Zip Code

Subscribed and sworn to before me

this _____ day of _____ , _____

_____

(Signature of Notary Public)

My commission expires _____

(Notary Seal)

☐ Add pages for additional contracts

Illinois Department of Transportation

Affidavit of Availability

For the Letting of

Bureau of Construction
2300 South Dirksen Parkway/Room 322
Springfield, IL 62764

Instructions: Complete this form by either typing or using black ink. "Authorization to Bid" will not be issued unless both sides of this form are completed in detail. Use additional forms as needed to list all work.

Part I. Work Under Contract

List below all work you have under contract as either a prime contractor or a subcontractor. It is required to include all pending low bids not yet awarded or rejected. In a joint venture, list only that portion of the work which is the responsibility of your company. The uncompleted dollar value is to be based upon the most recent engineer's or owners estimate, and must include work subcontracted to others. If no work is contracted, show NONE.

	1	2	3	4	Awards Pending	Accumulated Totals
Contract Number						
Contract With						
Estimated Completion Date						
Total Contract Price						
Uncompleted Dollar Value if Firm is the Prime Contractor						
Uncompleted Dollar Value if Firm is the Subcontractor						
					Total Value of All Work	

Part II. Awards Pending and Uncompleted Work to be done with your own forces.

List below the uncompleted dollar value of work for each contract and awards pending to be completed with your own forces. All work subcontracted to others will be listed on the reverse of this form. In a joint venture, list only that portion of the work to be done by your company. If no work is contracted, show NONE.

Earthwork						
Portland Cement Concrete Paving						
HMA Plant Mix						
HMA Paving						
Clean & Seal Cracks/Joints						
Aggregate Bases, Surfaces						
Highway, R.R., Waterway Struc.						
Drainage						
Electrical						
Cover and Seal Coats						
Concrete Construction						
Landscaping						
Fencing						
Guardrail						
Painting						
Signing						
Cold Milling, Planning, Rotomilling						
Demolition						
Pavement Markings (Paint)						
Other Construction (List)						
Totals						

Disclosure of this information is REQUIRED to accomplish the statutory purpose as outlined in the “Illinois Procurement Code." Failure to comply will result in non-issuance of an "Authorization To Bid." This form has been approved by the State Forms Management Center.

Part III. Work Subcontracted to Others.

For each contract described in Part I, list all the work you have subcontracted to others.

	1	2	3	4	Awards Pending
Subcontractor					
Type of Work					
Subcontract Price					
Amount Uncompleted					
Subcontractor					
Type of Work					
Subcontract Price					
Amount Uncompleted					
Subcontractor					
Type of Work					
Subcontract Price					
Amount Uncompleted					
Subcontractor					
Type of Work					
Subcontract Price					
Amount Uncompleted					
Subcontractor					
Type of Work					
Subcontract Price					
Amount Uncompleted					
Total Uncompleted					

Notary

I, being duly sworn, do hereby declare this affidavit is a true and correct statement relating to ALL uncompleted contracts of the undersigned for Federal, State, County, City and private work, including ALL subcontract work, ALL pending low bids not yet awarded or rejected and ALL estimated completion dates.

Officer or Director

Title

Signature

Date

Company

Address

City

State

Zip Code

Subscribed and sworn to before me

this _____ day of _____ , _____

_____

(Signature of Notary Public)

My commission expires _____

(Notary Seal)

☐ Add pages for additional contracts

Illinois Department of Transportation

Affidavit of Availability

For the Letting of

Bureau of Construction
2300 South Dirksen Parkway/Room 322
Springfield, IL 62764

Instructions: Complete this form by either typing or using black ink. "Authorization to Bid" will not be issued unless both sides of this form are completed in detail. Use additional forms as needed to list all work.

Part I. Work Under Contract

List below all work you have under contract as either a prime contractor or a subcontractor. It is required to include all pending low bids not yet awarded or rejected. In a joint venture, list only that portion of the work which is the responsibility of your company. The uncompleted dollar value is to be based upon the most recent engineer's or owners estimate, and must include work subcontracted to others. If no work is contracted, show NONE.

	1	2	3	4	Awards Pending	Accumulated Totals
Contract Number						
Contract With						
Estimated Completion Date						
Total Contract Price						
Uncompleted Dollar Value if Firm is the Prime Contractor						
Uncompleted Dollar Value if Firm is the Subcontractor						
					Total Value of All Work	

Part II. Awards Pending and Uncompleted Work to be done with your own forces.

List below the uncompleted dollar value of work for each contract and awards pending to be completed with your own forces. All work subcontracted to others will be listed on the reverse of this form. In a joint venture, list only that portion of the work to be done by your company. If no work is contracted, show NONE.

Earthwork						
Portland Cement Concrete Paving						
HMA Plant Mix						
HMA Paving						
Clean & Seal Cracks/Joints						
Aggregate Bases, Surfaces						
Highway, R.R., Waterway Struc.						
Drainage						
Electrical						
Cover and Seal Coats						
Concrete Construction						
Landscaping						
Fencing						
Guardrail						
Painting						
Signing						
Cold Milling, Planning, Rotomilling						
Demolition						
Pavement Markings (Paint)						
Other Construction (List)						
Totals						

Disclosure of this information is REQUIRED to accomplish the statutory purpose as outlined in the “Illinois Procurement Code." Failure to comply will result in non-issuance of an "Authorization To Bid." This form has been approved by the State Forms Management Center.

Part III. Work Subcontracted to Others.

For each contract described in Part I, list all the work you have subcontracted to others.

	1	2	3	4	Awards Pending
Subcontractor					
Type of Work					
Subcontract Price					
Amount Uncompleted					
Subcontractor					
Type of Work					
Subcontract Price					
Amount Uncompleted					
Subcontractor					
Type of Work					
Subcontract Price					
Amount Uncompleted					
Subcontractor					
Type of Work					
Subcontract Price					
Amount Uncompleted					
Subcontractor					
Type of Work					
Subcontract Price					
Amount Uncompleted					
Total Uncompleted					

Notary

I, being duly sworn, do hereby declare this affidavit is a true and correct statement relating to ALL uncompleted contracts of the undersigned for Federal, State, County, City and private work, including ALL subcontract work, ALL pending low bids not yet awarded or rejected and ALL estimated completion dates.

Officer or Director

Title

Signature

Date

Company

Address

City

State

Zip Code

Subscribed and sworn to before me

this _____ day of _____ , _____

_____

(Signature of Notary Public)

My commission expires _____

(Notary Seal)

EXHIBIT A - PUBLIC CONTRACT STATEMENT

This Public Contract Statement (the "**Contract Statement**") has been executed by the below supplier, Contractor or vendor (collectively the "**Contractor**") in order for the Village of Buffalo Grove to obtain certain information necessary prior to awarding a public contract. The Contract Statement shall be executed and notarized and submitted as part of the Bid Proposal.

CERTIFICATION OF CONTRACTOR/BIDDER

In order to comply with 720 Illinois Compiled Statutes 5/33 E-1 et seq., the Village of Buffalo Grove requires the following certification be acknowledged:

> The Contractor certifies that it is not barred from bidding or supplying any goods, services or construction let by the Village of Buffalo Grove with or without bid, due to any violation of either Section 5/33 E-3 or 5/33 E-4 of Article 33E, Public Contracts, of the Chapter 720 of the Illinois Compiled Statutes, as amended. This act relates to interference with public contracting, bid rigging and rotating, kickbacks, and bidding.

CERTIFICATION RELATIVE TO 65 ILCS 5/11-42.1.1

In order to comply with 65 Illinois Complied Statutes 5/11-42.1.1, the Village of Buffalo Grove requires the following certification:

> The Contractor does hereby swear and affirm that it is not delinquent in the payment of any tax administered by the Illinois Department of Revenue unless it is contesting such tax in accordance with the procedures established by the appropriate revenue act, its liability for the tax or the amount of the tax. The undersigned further understands that making a false statement herein: (1) is a Class A misdemeanor, and (2) voids the contract and allows the Village to recover all amounts paid to it under the contract.

CONFLICT OF INTEREST

The Village of Buffalo Grove Municipal Code requires the following verification relative to conflict of interest and compliance with general ethics requirements of the Village:

> The Contractor represents and warrants to the Village of Buffalo Grove as a term and condition of acceptance of their Bid Proposal that none of the following Village officials is either an officer or director of Contractor nor owns five percent (5%) or more of the Contractor: the Village President, the members of the Village Board of Trustees, the Village Clerk, the Village Treasurer, the members of the Zoning Board of Appeals and the Plan Commission, the Village Manager and his/her Assistant, or the heads of the various departments within the Village.

If the foregoing representation and warranty is inaccurate, state the name of the Village official who either is an officer or director of your business entity or owns five percent (5%) or more thereof: _____.

OTHER COMMITMENTS

Has your firm ever been debarred by a governmental agency in the State of Illinois within the last 7 years? If no, please check the box. ☐

I have read, understand and am able to fulfill the requirements of the contract documents. If yes, please check the box. ☐

I can provide insurance documents that meet the terms of the contract documents, which includes original endorsements that explicitly names the Village of Buffalo Grove (and others per the contract documents). If yes, please check the box. ☐

In the past 7 years has your firm been involved inlitigation, arbitration, or mediation with a governmental agency? If no, please check the box. ☐ If yes, please provide a brief description.

IN WITNESS WHEREOF, the below Contractor has signed and sealed this Contract Statement as of this ____ day of _____, 20___.

_____
Print Name of Contractor

_____
Signature

_____
Print Title

Given under my hand and official seal, this _____ day of _____, 20___.

_____
Notary Public

SUMMARY OF QUANTITIES

LOCATION #	LOCATION	LENGTH (FT)	WIDTH (FT)	CLASS D PATCH, TYPE I, 2 INCH (SPECIAL) (SY)	CLASS D PATCH, TYPE II, 2 INCH (SPECIAL) (SY)	CLASS D PATCH, TYPE III, 2 INCH (SPECIAL) (SY)	CLASS D PATCH, TYPE IV, 2 INCH (SPECIAL) (SY)
BASE BID							
1	2750 ACACIA CT	45.0	24.0				120.0
2	2750 ACACIA CT	27.0	12.0				36.0
3	2770 ACACIA CT	24.0	18.0				48.0
4	2650 ACACIA TER	15.0	15.0				25.0
5	2811 ACACIA TER	22.0	12.0				29.3
6	2821 ACACIA TER	25.0	12.0				33.3
7	2830 ACACIA TER	33.0	12.0				44.0
8	2861 ACACIA TER	39.0	12.0				52.0
9	2920 ACACIA TER	27.0	12.0				36.0
10	2920 ACACIA TER	36.0	24.0				96.0
11	2951 ACACIA TER	57.0	7.0				44.3
12	3011 ACACIA TER	30.0	12.0				40.0
13	3021 ACACIA TER	33.0	12.0				44.0
14	2318 ACORN PL	40.0	18.0				80.0
15	2320 ACORN PL	38.0	14.0				59.1
16	2322 ACORN PL	22.0	25.0				61.1
17	1500 ANDERSON LN	70.0	20.0				155.6
18	1545 ANDERSON LN	300.0	5.0				166.7
19	1545 ANDERSON LN	300.0	5.0				166.7
20	2904 BAYBERRY DR	60.0	12.0				80.0
21	2921 BAYBERRY DR	15.0	12.0			20.0	
22	2937 BAYBERRY DR	27.0	12.0				36.0
23	3005 BAYBERRY DR	36.0	12.0				48.0
24	3011 BAYBERRY DR	63.0	12.0				84.0
25	3011 BAYBERRY DR	25.0	20.0				55.6
26	904 BEDFORD CT	35.0	24.0				93.3
27	2117 BIRCHWOOD CT	21.0	12.0				28.0
28	2117 BIRCHWOOD CT	25.0	5.0		13.9		
29	2117 BIRCHWOOD CT	40.0	24.0				106.7
30	2127 BIRCHWOOD CT	36.0	20.0				80.0
31	2127 BIRCHWOOD CT	54.0	12.0				72.0
32	2302 BIRCHWOOD CT	18.0	12.0			24.0	
33	2316 BIRCHWOOD CT	30.0	12.0				40.0
34	2322 BIRCHWOOD CT	25.0	12.0				33.3
35	2322 BIRCHWOOD CT	12.0	12.0			16.0	
36	2322 BIRCHWOOD CT	28.0	5.0			15.6	
37	2322 BIRCHWOOD CT	45.0	12.0				60.0
38	2322 BIRCHWOOD CT	28.0	12.0				37.3
39	2115 BIRCHWOOD LN	45.0	12.0				60.0
40	2301 BIRCHWOOD LN	51.0	24.0				136.0
41	2301 BIRCHWOOD LN	21.0	12.0				28.0
42	2324 BIRCHWOOD LN	42.0	12.0				56.0
43	265 BLACKTHORN DR	120.0	5.0				66.7
44	285 BLACKTHORN DR	50.0	24.0				133.3
45	1221 BRISTOL LN	25.0	10.0				27.8
46	1249 BRISTOL LN	50.0	5.0				27.8
47	1261 BRISTOL LN	40.0	10.0				44.4
48	1321 BRISTOL LN	200.0	5.0				111.1
49	1341 BRISTOL LN	48.0	10.0				53.3
50	1345 BRISTOL LN	90.0	12.0				120.0
51	BRISTOL LN	500.0	4.0				222.2
52	BRISTOL LN	500.0	4.0				222.2
53	1449 CAMDEN CT	140.0	10.0				155.6
54	1463 CAMDEN CT	80.0	20.0				177.8
55	12 CHESTNUT CT	75.0	12.0				100.0
56	36 CHESTNUT CT	57.0	24.0				152.0
57	38 CHESTNUT CT	18.0	13.0				26.0
58	38 CHESTNUT CT	60.0	12.0				80.0

SUMMARY OF QUANTITIES

LOCATION #	LOCATION	LENGTH (FT)	WIDTH (FT)	CLASS D PATCH, TYPE I, 2 INCH (SPECIAL) (SY)	CLASS D PATCH, TYPE II, 2 INCH (SPECIAL) (SY)	CLASS D PATCH, TYPE III, 2 INCH (SPECIAL) (SY)	CLASS D PATCH, TYPE IV, 2 INCH (SPECIAL) (SY)
BASE BID							
59	40 CHESTNUT CT	50.0	24.0				133.3
60	15 CHESTNUT TER	36.0	12.0				48.0
61	23 CHESTNUT TER	33.0	12.0				44.0
62	27 CHESTNUT TER	36.0	12.0				48.0
63	35 CHESTNUT TER	52.0	24.0				138.7
64	41 CHESTNUT TER	28.0	12.0				37.3
65	53 CHESTNUT TER	18.0	8.0			16.0	
66	53 CHESTNUT TER	100.0	13.0				144.4
67	53 CHESTNUT TER	81.0	12.0				108.0
68	63 CHESTNUT TER	22.0	11.5				28.1
69	78 CHESTNUT TER	80.0	12.0				106.7
70	87 CHESTNUT TER	173.0	12.0				230.7
71	2300 CRAB APPLE TER	54.0	20.0				120.0
72	2304 CRAB APPLE TER	43.0	11.0				52.6
73	2314 CRAB APPLE TER	23.0	11.0				28.1
74	2314 CRAB APPLE TER	52.0	24.0				138.7
75	2316 CRAB APPLE TER	61.0	12.0				81.3
76	3001 CYPRUS CT	40.0	12.0				53.3
77	3001 CYPRUS CT	40.0	12.0				53.3
78	3001 CYPRUS CT	12.0	6.0		8.0		
79	3061 CYPRUS CT	25.0	12.0				33.3
80	3061 CYPRUS CT	66.0	7.0				51.3
81	3061 CYPRUS CT	30.0	20.0				66.7
82	3061 CYPRUS CT	36.0	12.0				48.0
83	3061 CYPRUS CT	45.0	15.0				75.0
84	11 DAYBREAK TER	59.0	21.0				137.7
85	4 DAYBREAK TER	16.0	12.0			21.3	
86	1313 FAIRFAX LN	25.0	20.0				55.6
87	1313 FAIRFAX LN	10.0	5.0		5.6		
88	1130 FRANKLIN LN	150.0	5.0				83.3
89	1198 FRANKLIN LN	40.0	5.0			22.2	
90	1198 FRANKLIN LN	40.0	5.0			22.2	
91	1220 FRANKLIN LN	45.0	10.0				50.0
92	1253 FRANKLIN LN	60.0	10.0				66.7
93	1257 FRANKLIN LN	30.0	10.0				33.3
94	1008 FREMONT CT	165.0	22.0				403.3
95	1054 FREMONT CT	50.0	20.0				111.1
96	HACKBERRY CT	36.0	20.0				80.0
97	1051 HIGHLAND GROVE DR LOT	12.0	4.0		5.3		
98	2200 MAGNOLIA CT	20.0	10.0			22.2	
99	2200 MAGNOLIA CT	63.0	12.0				84.0
100	2204 MAGNOLIA CT	20.0	24.0				53.3
101	2322 MAGNOLIA CT	45.0	24.0				120.0
102	2326 MAGNOLIA CT	63.0	24.0				168.0
103	100 PINYON PINE CT	30.0	12.0				40.0
104	1000 PORT CLINTON CT	40.0	12.0				53.3
105	1000 PORT CLINTON CT	30.0	24.0				80.0
106	1000 PORT CLINTON CT	5.0	4.0	2.2			
107	800 PORT CLINTON CT	12.0	12.0			16.0	
108	800 PORT CLINTON CT	33.0	12.0				44.0
109	800 PORT CLINTON CT	30.0	12.0				40.0
110	860 PORT CLINTON CT	36.0	24.0				96.0
111	880 PORT CLINTON CT	25.0	12.0				33.3
112	5807 PORT CLINTON RD	20.0	12.0				26.7
113	PORT CLINTON RD	30.0	12.0				40.0
114	PORT CLINTON RD	120.0	12.0				160.0
115	PORT CLINTON RD	40.0	12.0				53.3
116	PORT CLINTON RD	36.0	12.0				48.0

SUMMARY OF QUANTITIES

LOCATION #	LOCATION	LENGTH (FT)	WIDTH (FT)	CLASS D PATCH, TYPE I, 2 INCH (SPECIAL) (SY)	CLASS D PATCH, TYPE II, 2 INCH (SPECIAL) (SY)	CLASS D PATCH, TYPE III, 2 INCH (SPECIAL) (SY)	CLASS D PATCH, TYPE IV, 2 INCH (SPECIAL) (SY)
BASE BID							
117	PORT CLINTON RD	36.0	12.0				48.0
118	PORT CLINTON RD	53.0	12.0				70.7
119	PORT CLINTON RD	68.0	12.0				90.7
120	PORT CLINTON RD	18.0	12.0			24.0	
121	PORT CLINTON RD	12.0	12.0			16.0	
122	PORT CLINTON RD	40.0	12.0				53.3
123	PORT CLINTON RD	50.0	12.0				66.7
124	PORT CLINTON RD	15.0	12.0			20.0	
125	PORT CLINTON RD	15.0	12.0			20.0	
126	PORT CLINTON RD	15.0	12.0			20.0	
127	PORT CLINTON RD	30.0	12.0				40.0
128	875 PROVIDENCE LN	30.0	12.0				40.0
129	648 RAINTREE CT	25.0	12.0				33.3
130	648 RAINTREE CT	42.0	12.0				56.0
131	652 RAINTREE CT	50.0	12.0				66.7
132	601 RAINTREE RD	60.0	20.0				133.3
133	601 RAINTREE RD	45.0	12.0				60.0
134	603 RAINTREE RD	54.0	12.0				72.0
135	606 RAINTREE RD	27.0	12.0				36.0
136	608 RAINTREE RD	40.0	12.0				53.3
137	609 RAINTREE RD	80.0	12.0				106.7
138	611 RAINTREE RD	45.0	12.0				60.0
139	612 RAINTREE RD	33.0	12.0				44.0
140	621 RAINTREE RD	75.0	12.0				100.0
141	622 RAINTREE RD	75.0	12.0				100.0
142	625 RAINTREE RD	40.0	12.0				53.3
143	629 RAINTREE RD	30.0	24.0				80.0
144	630 RAINTREE RD	20.0	12.0				26.7
145	642 RAINTREE RD	148.0	12.0				197.3
146	644 RAINTREE RD	25.0	12.0				33.3
147	51 RAUPP BLVD LOT H	8.0	8.0		7.1		
148	51 RAUPP BLVD LOT H	8.5	8.5		8.0		
149	51 RAUPP BLVD LOT H	22.0	6.0		14.7		
150	51 RAUPP BLVD LOT H	10.0	7.0		7.8		
151	19 RIVER OAKS CIR	33.0	12.0				44.0
152	25 RIVER OAKS CIR	65.0	12.0				86.7
153	3 RIVER OAKS CIR	66.0	24.0				176.0
154	35 RIVER OAKS CIR	25.0	12.0				33.3
155	39 RIVER OAKS CIR	35.0	12.0				46.7
156	7 RIVER OAKS CIR	64.0	12.0				85.3
157	7 RIVER OAKS CIR	30.0	10.0				33.3
158	8 RIVER OAKS CIR	55.0	24.0				146.7
159	2771 SANDALWOOD CT	25.0	24.0				66.7
160	2819 SANDALWOOD CT	30.0	12.0				40.0
161	2750 SANDALWOOD RD	40.0	12.0				53.3
162	2755 SANDALWOOD RD	45.0	12.0				60.0
163	2755 SANDALWOOD RD	33.0	12.0				44.0
164	2767 SANDALWOOD RD	27.0	12.0				36.0
165	2767 SANDALWOOD RD	30.0	12.0				40.0
166	2767 SANDALWOOD RD	21.0	12.0				28.0
167	2767 SANDALWOOD RD	24.0	12.0				32.0
168	2774 SANDALWOOD RD	30.0	15.0				50.0
169	2823 SANDALWOOD RD	70.0	24.0				186.7
170	2823 SANDALWOOD RD	40.0	12.0				53.3
171	2839 SANDALWOOD RD	33.0	12.0				44.0
172	2843 SANDALWOOD RD	27.0	12.0				36.0
173	2905 SANDALWOOD RD	42.0	12.0				56.0
174	2910 SANDALWOOD RD	90.0	12.0				120.0

SUMMARY OF QUANTITIES

LOCATION #	LOCATION	LENGTH (FT)	WIDTH (FT)	CLASS D PATCH, TYPE I, 2 INCH (SPECIAL) (SY)	CLASS D PATCH, TYPE II, 2 INCH (SPECIAL) (SY)	CLASS D PATCH, TYPE III, 2 INCH (SPECIAL) (SY)	CLASS D PATCH, TYPE IV, 2 INCH (SPECIAL) (SY)
BASE BID							
175	2911 SANDALWOOD RD	33.0	12.0				44.0
176	2925 SANDALWOOD RD	18.0	30.0				60.0
177	2925 SANDALWOOD RD	72.0	12.0				96.0
178	2937 SANDALWOOD RD	30.0	12.0				40.0
179	334 SATINWOOD CT	60.0	7.0				46.7
180	340 SATINWOOD CT	18.0	15.0				30.0
181	349 SATINWOOD CT	45.0	12.0				60.0
182	360 SATINWOOD CT	62.0	14.0				96.4
183	309 SATINWOOD TER	105.0	5.0				58.3
184	376 SATINWOOD TER	33.0	20.0				73.3
185	388 SATINWOOD TER	38.0	24.0				101.3
186	489 SATINWOOD TER	36.0	20.0				80.0
187	493 SATINWOOD TER	36.0	12.0				48.0
188	493 SATINWOOD TER	75.0	12.0				100.0
189	499 SATINWOOD TER	60.0	12.0				80.0
190	2900 SCOTTISH PINE CT	45.0	12.0				60.0
191	2910 SCOTTISH PINE CT	25.0	12.0				33.3
192	2151 SILVER LINDEN LN	135.0	12.0				180.0
193	2153 SILVER LINDEN LN	75.0	12.0				100.0
194	800 WEDGEWOOD CT	30.0	12.0				40.0
195	800 WEDGEWOOD CT	27.0	14.0				42.0
196	810 WEDGEWOOD CT	25.0	30.0				83.3
197	850 WEDGEWOOD CT	57.0	24.0				152.0
198	850 WEDGEWOOD CT	36.0	24.0				96.0
199	870 WEDGEWOOD CT	24.0	10.0				26.7
200	880 WEDGEWOOD CT	51.0	12.0				68.0
201	880 WEDGEWOOD CT	102.0	12.0				136.0
202	2876 WHISPERING OAKS CT	220.0	16.0				391.1
203	2762 WHISPERING OAKS DR	33.0	12.0				44.0
204	2779 WHISPERING OAKS DR	16.0	12.0			21.3	
205	2779 WHISPERING OAKS DR	30.0	24.0				80.0
206	2779 WHISPERING OAKS DR	25.0	12.0				33.3
207	2807 WHISPERING OAKS DR	70.0	12.0				93.3
208	2817 WHISPERING OAKS DR	30.0	24.0				80.0
209	2828 WHISPERING OAKS DR	72.0	18.0				144.0
210	2832 WHISPERING OAKS DR	65.0	13.0				93.9
211	2832 WHISPERING OAKS DR	84.0	20.0				186.7
212	2833 WHISPERING OAKS DR	40.0	12.0				53.3
213	2839 WHISPERING OAKS DR	40.0	24.0				106.7
214	2854 WHISPERING OAKS DR	40.0	10.0				44.4
215	2854 WHISPERING OAKS DR	40.0	10.0				44.4
216	2860 WHISPERING OAKS DR	36.0	12.0				48.0
217	2867 WHISPERING OAKS DR	105.0	12.0				140.0
218	2932 WHISPERING OAKS DR	30.0	6.0			20.0	
219	2932 WHISPERING OAKS DR	55.0	15.0				91.7
220	2938 WHISPERING OAKS DR	100.0	18.0				200.0
221	2872 WHITE OAK LN	50.0	12.0				66.7
222	MISCELLANEOUS PUBLIC WORKS LOCATIONS, AS DIRECTED			25.0	50.0	150.0	350.0
	GRAND TOTAL			**27.2**	**120.3**	**486.9**	**15863.7**

*** All locations and measurements are approximate. Exact locations and measurements shall be determined in the field by the Engineer.**

Village of Buffalo Grove
2026 Pavement Patching Program

Legend

- Map Areas
- Pavement Patching Locations

N

VERNON HILLS

LONG GROVE

45 Us Highway 45

W Port Clinton Rd

Prairie Rd

Half Day Rd

22 Half Day Rd

Buffalo Grove Rd

Il Route 83

Aptakisic Rd

33 Aptakisic Rd

Old McHenry Rd

Il Route 53

McHenry Rd

Deerfield Pkwy

Deerfield Pkwy

Arlington Heights Rd

Weiland Rd

7

4

5

6

2

3

1

51 RAUPP BLVD
LOT H

FIRE STATION 26 PARKING LOT
1051 HIGHLAND GROVE DR

0 1,000 2,000 4,000 Feet

GIS Consortium

Printed: 2/11/2026

Village of Buffalo Grove
2026 Pavement Patching Area 1



Printed: 2/11/2026

Village of Buffalo Grove
2026 Pavement Patching Area 2

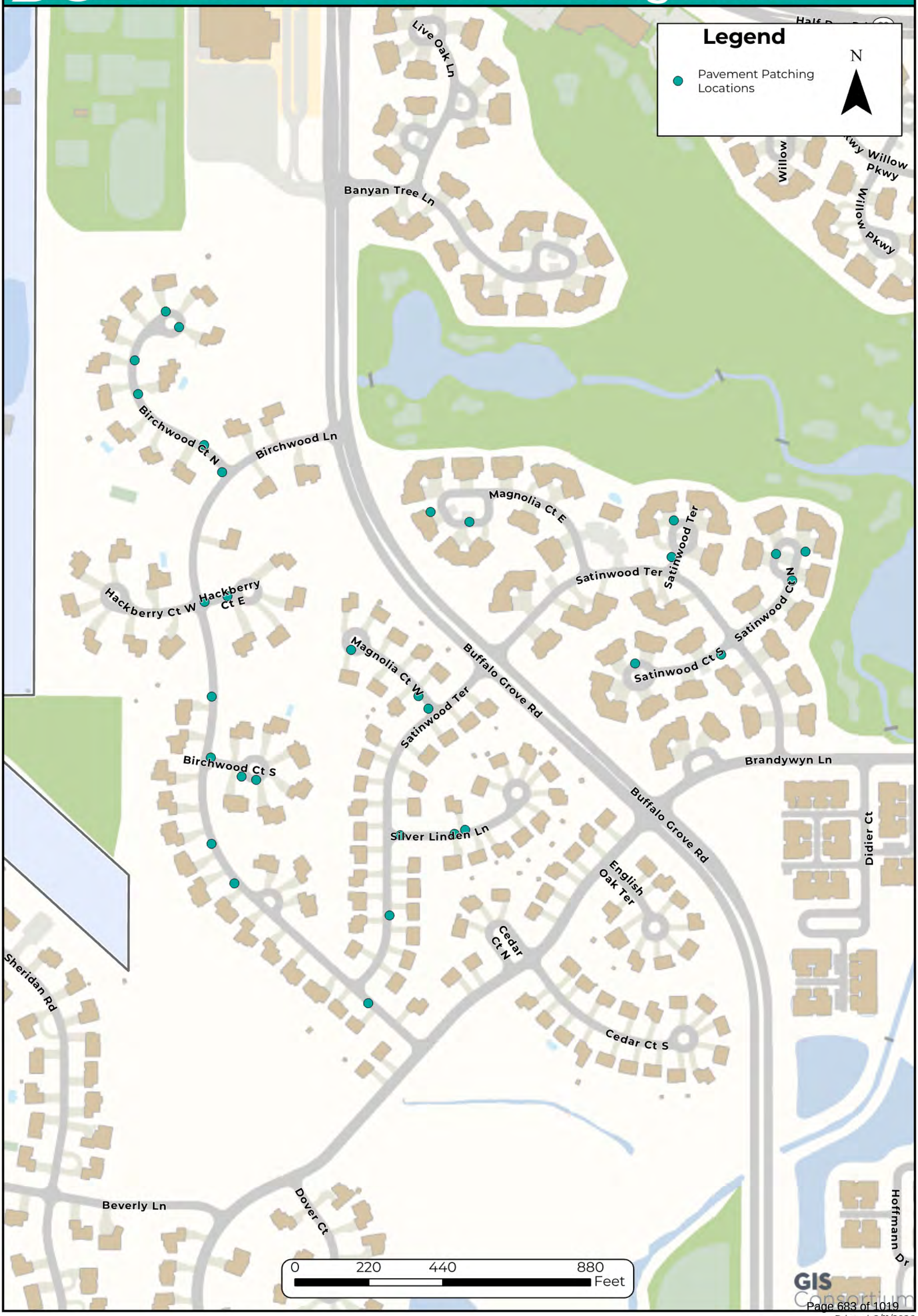

Printed: 2/11/2026

Village of Buffalo Grove
2026 Pavement Patching Area 3

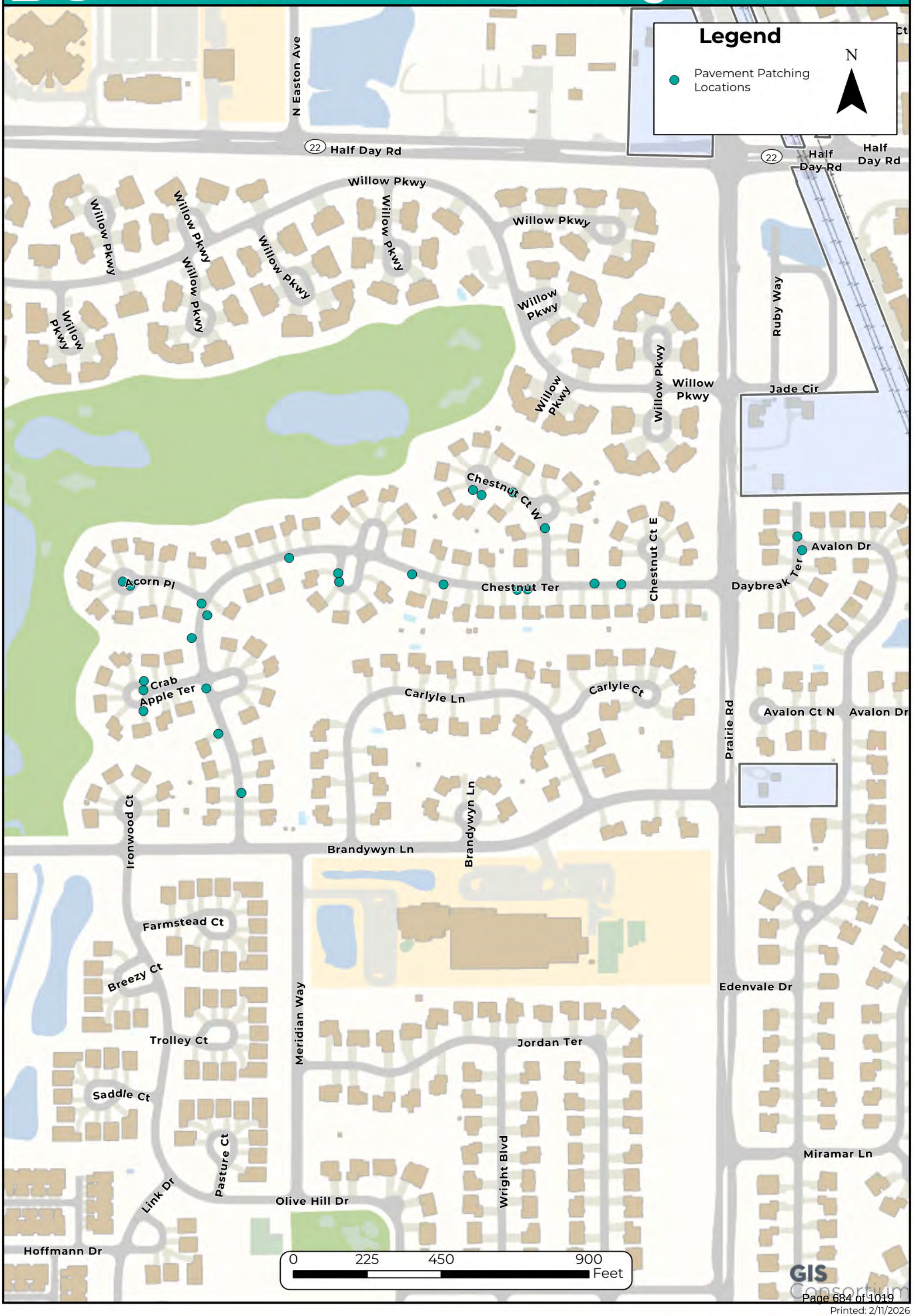

Printed: 2/11/2026

Village of Buffalo Grove
2026 Pavement Patching Area 4



Printed: 2/11/2026

Village of Buffalo Grove
2026 Pavement Patching Area 5



Printed: 2/11/2026

Village of Buffalo Grove
2026 Pavement Patching Area 6

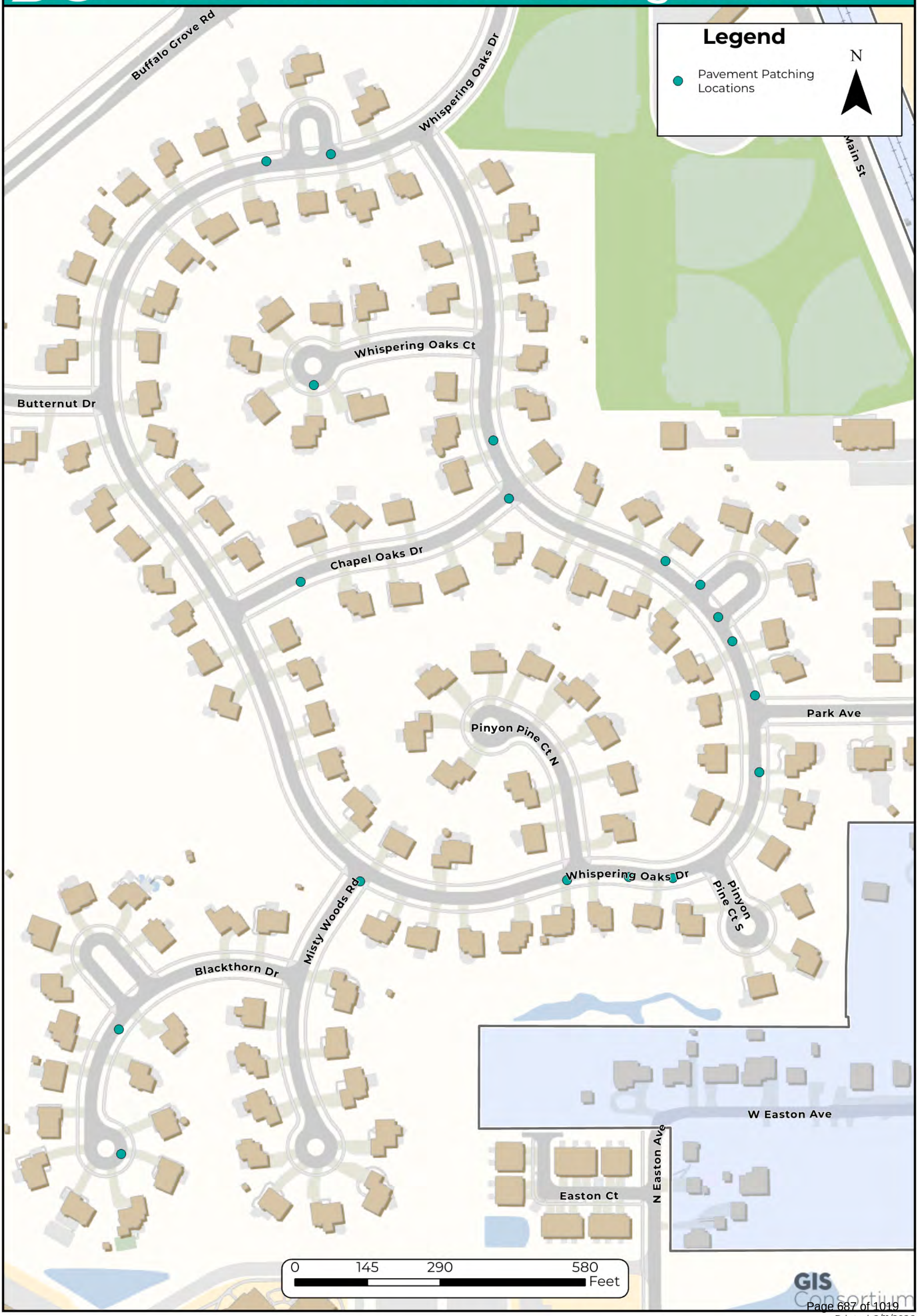

Printed: 2/11/2026

Village of Buffalo Grove
2026 Pavement Patching Area 7

Legend

- Pavement Patching Locations

N

River Grove Ln

River Oaks Cir E

River Oaks Cir W

River Oaks Cir E

3400

Indian Creek Dr

Buffalo Grove Rd

Kingston Row

0 105 210 420 Feet

GIS Consortium

Printed: 2/11/2026



2026 Pavement Patching - PW Lot H

N

0 100 200 Feet

BUFFALO GROVE
smart. with heart.

This exhibit is for informational purposes and may not have been prepared for, or be suitable for legal, engineering or surveying purposes.



2026 Pavement Patching - Fire Station 26

0 100 200 Feet

BUFFALO GROVE
smart. with heart.

This exhibit is for informational purposes and may not have been prepared for, or be suitable for legal, engineering or surveying purposes.

HMA PAVEMENT PATCHING
(SEE DESCRIPTION OF WORK)

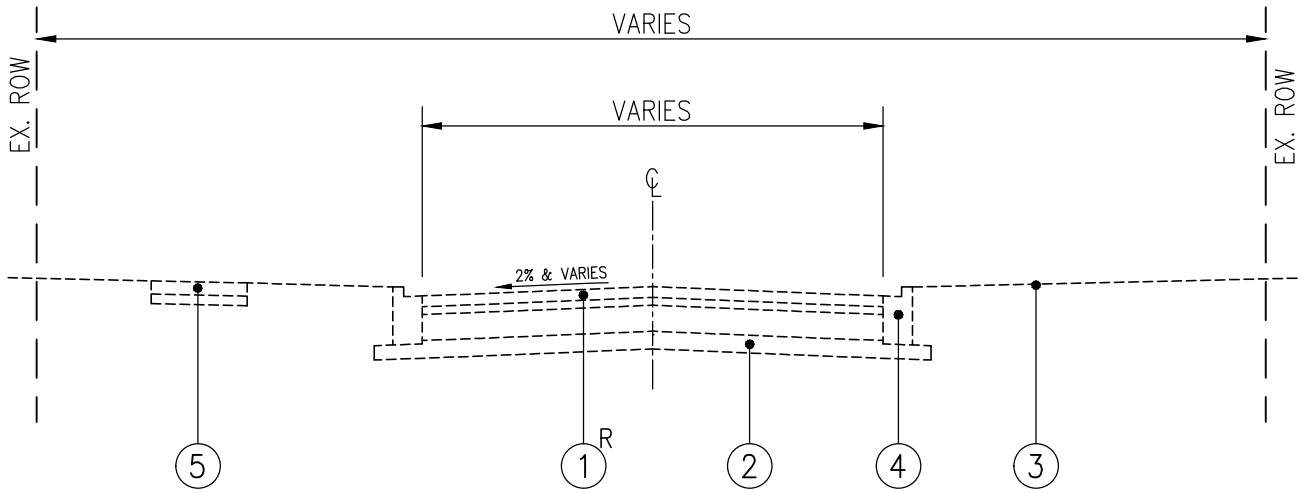

EXISTING PAVEMENT SECTION

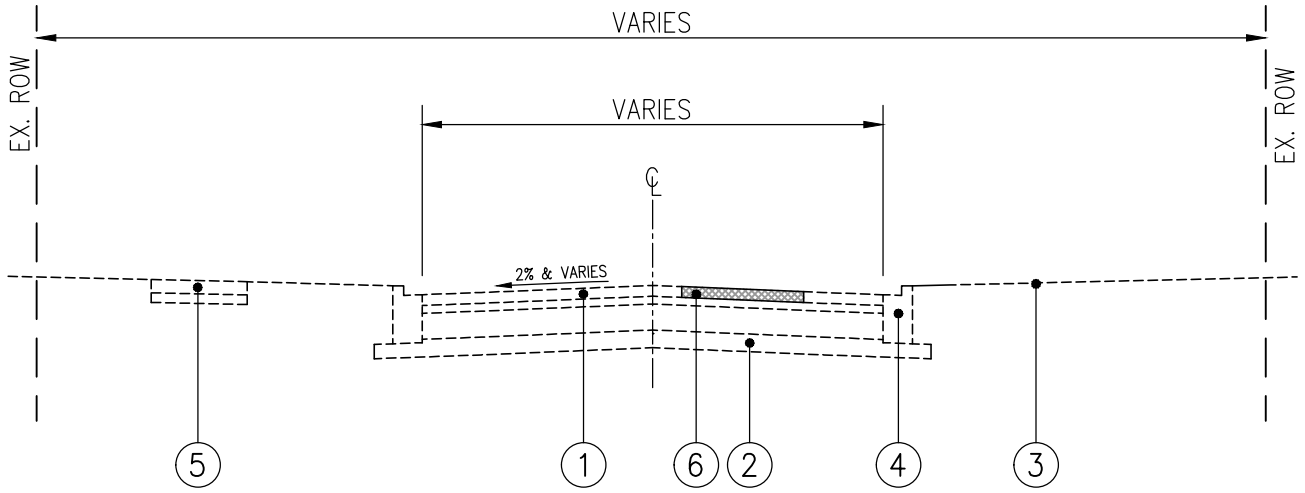

PROPOSED PAVEMENT SECTION

TYPICAL SECTION LEGEND

NO	DESCRIPTION
(1)	EXISTING BITUMINOUS PAVEMENT, VARIES
(2)	EXISTING AGGREGATE BASE COURSE, VARIES
(3)	EXISTING GROUND
(4)	EXISTING COMBINATION CONCRETE CURB AND GUTTER, TYPE VARIES
(5)	EXISTING CONCRETE SIDEWALK
(6)	*PROPOSED CLASS D PATCHES, 2 INCH (as required)*
(X)R	*ITEM TO BE REMOVED*

HMA - MIXTURE REQUIREMENTS

MIXTURE TYPE	AIR VOIDS @ Ndes	QMP
PATCHING		
HMA Surface Course, Mix D, IL-9.5, N50 2"	4% @ 50 Gyr.	
QMP Designations: Quality Control/Quality Assurance (QC/QA)		

1. The unit weight used to calculate all HMA Surface Mixture quantities is 112 lb/sy/in.
2. The 'AC Type' for Polymerized HMA mixes shall be 'SBS/SBR PG 76-22' and for non-polymerized HMA the 'AC Type' shall be 'PG 64-22' unless modified by District One Special Provisions.
3. For HMA full depth 'AC Type' see Special Provisions.
4. For use of recycled materials see Special Provisions.
5. Quality Management Program (QMP) identifies the particular quality control specification that applies to the HMA mixture.

GEWALT HAMILTON ASSOCIATES, INC.
625 Forest Edge Drive ■ Vernon Hills, IL. 60061
TEL 847.478.9700 ■ FAX 847.478.9701

TYPICAL SECTION

2026 PAVEMENT PATCHING PROJECT
SECTION #: 26-00000-02-GM
VILLAGE OF BUFFALO GROVE, ILLINOIS

FILE: 4798.082_PR1.dwg
DRAWN BY: LJD
DATE: 2/10/2025
CHECKED BY:
GHA PROJECT # 4798.083
SCALE: NTS

Description of Work
2026 Pavement Patching Project
Village of Buffalo Grove

The following is a list of streets including limits, and a brief description of work:

BASE BID:

Street	Location
Acacia Court North	
Acacia Court South	
Acacia Terrace	
Acorn Place	
Anderson Lane	
Bayberry Drive	
Bedford Court	
Birchwood Court North	
Birchwood Court South	
Birchwood Lane	
Blackthorn Drive	
Bristol Lane	
Camden Court	
Chestnut Court West	
Chestnut Terrace	
Crab Apple Terrace	
Cyprus Court	
Daybreak Terrace	
Fairfax Lane	
Farnsworth Lane	
Franklin Lane	
Fremont Court East	
Fremont Court West	
Hackberry Court East	
Hackberry Court West	
Highland Grove Road	Fire Station 26 Parking Lot
Magnolia Court East	
Magnolia Court West	
Misty Woods Road	

Pinyon Pine Court North	
Pinyon Pine Court South	
Port Clinton Court East	
Port Clinton Court West	
Port Clinton Road	Acacia Terr to Buffalo Grove Rd
Providence Lane	
Raintree Court	
Raintree Road	
Raupp Blvd	Old PW Building Lot H
River Oaks Circle East	
River Oaks Circle West	
Sandalwood Court	
Sandalwood Road	
Satinwood Court North	
Satinwood Court South	
Scottish Pine Court	
Silver Linden Lane	
Wedgewood Court	
Whispering Oaks Drive	
Whispering Oaks Court	
White Oak Court	
Miscellaneous Public Works Locations	

The above street segments will include hot-mix asphalt surface patching and other associated improvements at various locations selected by the Engineer.

Illinois Department of Transportation

Check Sheet for Recurring Special Provisions

Local Public Agency	County	Section Number
Village of Buffalo Grove	Cook	26-00000-02-GM

☐ **Check this box for lettings prior to 01/01/2026**

The Following Recurring Special Provisions Indicated By An "X" Are Applicable To This Contract And Are Included By Reference:

Recurring Special Provisions

Check Sheet #			Page No.
1	☐	Additional State Requirements for Federal-Aid Construction Contracts	87
2	☐	Subletting of Contracts (Federal-Aid Contracts)	90
3	☐	EEO	91
4	☐	Specific EEO Responsibilities Non Federal-Aid Contracts	101
5	☐	Required Provisions - State Contracts	106
6	☐	Asbestos Bearing Pad Removal	112
7	☐	Asbestos Waterproofing Membrane and Asbestos HMA Surface Removal	113
8	☐	Temporary Stream Crossings and In-Stream Work Pads	114
9	☐	Construction Layout Stakes	115
10	☐	Use of Geotextile Fabric for Railroad Crossing	118
11	☐	Subsealing of Concrete Pavements	120
12	☐	Hot-Mix Asphalt Surface Correction	124
13	☐	Pavement and Shoulder Resurfacing	126
14	☐	Patching with Hot-Mix Asphalt Overlay Removal	127
15	☐	Polymer Concrete	129
16	☐	Reserved	131
17	☐	Bicycle Racks	132
18	☐	Temporary Portable Bridge Traffic Signals	134
19	☐	Nighttime Inspection of Roadway Lighting	136
20	☐	English Substitution of Metric Bolts	137
21	☐	Calcium Chloride Accelerator for Portland Cement Concrete	138
22	☐	Quality Control of Concrete Mixtures at the Plant	139
23	☐	Quality Control/Quality Assurance of Concrete Mixtures	147
24	☐	Reserved	163
25	☐	Reserved	164
26	☐	Temporary Raised Pavement Markers	165
27	☐	Restoring Bridge Approach Pavements Using High-Density Foam	166
28	☐	Portland Cement Concrete Inlay or Overlay	169
29	☐	Portland Cement Concrete Partial Depth Hot-Mix Asphalt Patching	173
30	☐	Longitudinal Joint and Crack Patching	176
31	☐	Concrete Mix Design - Department Provided	178
32	☐	Station Numbers in Pavements or Overlays	179

Local Public Agency	County	Section Number
Village of Buffalo Grove	Cook	26-00000-02-GM

The Following Local Roads And Streets Recurring Special Provisions Indicated By An "X" Are Applicable To This Contract And Are Included By Reference:

Local Roads And Streets Recurring Special Provisions

Check Sheet #			Page No.
LRS 1		**Reserved**	181
LRS 2	☐	Furnished Excavation	182
LRS 3	☒	Work Zone Traffic Control Surveillance	183
LRS 4	☒	Flaggers in Work Zones	184
LRS 5	☒	Contract Claims	185
LRS 6	☒	Bidding Requirements and Conditions for Contract Proposals	186
LRS 7	☐	Bidding Requirements and Conditions for Material Proposals	192
LRS 8		**Reserved**	198
LRS 9	☐	Bituminous Surface Treatments	199
LRS 10		**Reserved**	203
LRS 11	☒	Employment Practices	204
LRS 12	☒	Wages of Employees on Public Works	206
LRS 13	☒	Selection of Labor	208
LRS 14	☐	Paving Brick and Concrete Paver Pavements and Sidewalks	209
LRS 15	☒	Partial Payments	212
LRS 16	☐	Protests on Local Lettings	213
LRS 17	☐	Substance Abuse Prevention Program	214
LRS 18	☐	Multigrade Cold Mix Asphalt	215
LRS 19	☐	Reflective Crack Control Treatment	216

Illinois Department of Transportation

Special Provisions

Local Public Agency	County	Section Number
Village of Buffalo Grove	Cook	26-00000-02-GM

The following Special Provision supplement the "Standard Specifications for Road and Bridge Construction", adopted January 1, 2022, the latest edition of the "Manual on Uniform Traffic Control Devices for Streets and Highways", and the "Manual of Test Procedures of Materials" in effect on the date of invitation of bids, and the Supplemental Specification and Recurring Special Provisions indicated on the Check Sheet included here in which apply to and govern the construction of the above named section, and in case of conflict with any parts, or parts of said Specifications, the said Special Provisions shall take precedence and shall govern.

2026 Pavement Patching Project

TABLE OF CONTENTS
FOR CONTRACT SPECIAL PROVISIONS

General Conditions

1. General Conditions
2. Scope of Work
3. Definition of Village of Buffalo Grove
4. Clean Construction and Demolition Debris (CCDD) Material Disposal
5. JULIE Notification
6. Notice to Bidders
7. Prequalification of Bidders
8. Completion Date
9. Contract Sequencing
10. Construction Work Periods
11. Pre-Construction Meeting
12. Authority of the Engineer
13. Status of Utilities
14. Existing Hardscape
15. Protection of Mailboxes
16. Saw Cutting
17. Use of Fire Hydrants
18. Dust Control
19. Refuse Pick Up Schedule
20. Traffic Control Plan
21. Maintenance of Roadways
22. Use of the Work Site
23. Indemnification
24. Insurance Requirements
25. Accidents
26. No Assignment
27. Default
28. Delays
29. Compliance With Laws
30. No Waiver of Rights
31. Termination of the Contract
32. Controlling Law and Venue
33. Miscellaneous
34. Application For Payment

35. Retainage and Waivers
36. Certified Payroll Reports
37. Monetary Penalties
38. Public Notification
39. Maintenance Bond

Special Provisions

1. Class D Patches

IDOT District One - Special Provisions

1. Friction Aggregate (D-1)
2. Ground Tire Rubber (GTR) Modified Asphalt Binder (D-1)
3. Hot-Mix Asphalt (D-1)
4. Hot-Mix Asphalt Binder and Surface Course(D-1)
5. Hot-Mix Asphalt – Mixture Design Verification and Production (D-1)

General Conditions

1. General Conditions

It is the policy of the Municipality and other governing agencies to set standards for the performance of road and bridge construction. This contract shall expressly adhere to the 'Standard Specifications for Road and Bridge Construction', latest edition, and the 'Standard Specifications for Water and Sewer Main Construction in Illinois', latest edition, unless otherwise specified herein.

2. Scope of Work

The provisions of Article 104.02 of the Standard Specifications are hereby amended as follows: "The Village of Buffalo Grove (Village) expressly reserves the right to remove from or add to the project any portions thereof included in the 2026 Pavement Patching Project. Such additions or reductions, if any, shall be made in writing by the Village prior to execution of the Contract Documents. Any addition or reduction in the scope of work required by the Village prior to the execution of the Contract Documents shall not result in an adjustment to the contract or to the price originally bid."

3. Definition of Village of Buffalo Grove

All references in the contract relating to the Department, Awarding Authority, Village of Buffalo Grove, Village etc. shall mean the Village of Buffalo Grove.

4. Clean Construction and Demolition Debris (CCDD) Material Disposal

Work under this item shall be performed in compliance with the Illinois Environmental Protection Agency (IEPA) guidelines in effect at the time of construction.

The Contractor will be required to make all arrangements for coordination and submission of the necessary documents with their chosen CCDD or other suitable disposal facility. Written confirmation of preliminary approval must be provided from the disposal facility and confirmed by the Owner as acceptable.

All surplus, clean material generated from the Contractor's activities must be disposed of at an IEPA permitted CCDD or otherwise acceptable facility. The Contractor is responsible for providing documentation to the Owner for each load hauled off-site showing the quantity of material and the location the material was disposed of.

Disposal of clean material not in compliance with these requirements will constitute breach of contract. If the Contractor fails to provide adequate documentation supporting the legal disposal of clean material according to this special provision, the Contractor shall be fined $1,000 per load of material and will assume all liability associated with material disposed of not in compliance with this special provision.

No extra compensation will be allowed to the Contractor for any expenses incurred complying with these requirements including but not limited to: delays, inconvenience, or interruptions in the work resulting from compliance with these requirements. All costs associated with material disposal shall be included into the appropriate unit bid prices for the work.

5. JULIE Notification

The Contractor shall call the Joint Utility Locating Information for Excavators (JULIE) (1-800-892-0123 or 811), a minimum of forty-eight (48) hours in advance of work being done in the area in accordance with Article 107.39 of the Standard Specifications.

For utilities which are not members, excluding homeowners, the Contractor shall contact the owners directly. The Contractor will be required to cooperate with all utility companies and municipal agencies involved in connection with the removal, temporary relocation, reconstruction or abandonment by these agencies of any and all services.

No additional compensation will be allowed the Contractor for any expense incurred by complying with these requirements, or because of delays, inconvenience or interruptions in his work resulting from the failure of the municipal agencies or utility company to remove, relocate, reconstruct or abandon their services.

6. Notice to Bidders

All bid proposals must be submitted electronically through the Village's BidNet online procurement system. Hard copy bids will not be accepted. As read results of the bids will be posted to the Village's webpage, www.vbg.org/bids as soon as possible following the bid opening. In order to submit a bid proposal, bidders shall:

a. Go to www.vbg.org/bids or www.bidnetdirect.com//villageofbuffalogrove
b. Click on the tab, Open Solicitations and select the project description, '2026 Pavement Patching Project'.
c. Log in to your account and enter your total bid.
d. Include an attachment (up to 200 MB), the following bid documents only:
    i. Local Public Agency Formal Contract Proposal
    ii. Schedule of Prices
    iii. Local Agency Proposal Bid Bond
e. The following documents will be requested by the two (2) as read low bidders immediately following the bid opening:
    i. Apprenticeship or Training Program Certification
    ii. Affidavit of Illinois Business Office
    iii. Affidavit of Availability
    iv. Village of Buffalo Grove Public Contract Statements

All bid questions shall be in writing, and will be accepted up to Friday, February 20 at 9 AM.

All bids will be opened and read publicly via the Microsoft Teams video conferencing platform.
Please join on your computer, mobile app or room device
https://shorturl.at/i4yUD

7. Village Contractor Registration

Bidders shall be prequalified with the Illinois Department of Transportation in accordance with Article 102.01 of the Standard Specifications and is required by all bidders.

All bidders are required to fully register with the Village of Buffalo Grove, including IRS Form W-9, at:

www.vbg.org/bids

Select the link 'Register Now'

Please contact BidNet Direct's Vendor Support department at 800-835-4603 (Option 2) for assistance in the registration process.

The Village of Buffalo Grove reserves the right to reject any or all proposals if the bidder does not comply with the requirements as stated herein.

8. Completion Date

The Contractor shall commence the work to be performed under this contract, on or near Monday, April 20, 2026. The work shall be prosecuted in such a manner and with such a supply of materials, equipment and labor as considered necessary to ensure its completion according to the time specified in the contract. The Contractor shall have fifteen (15) working days from the actual date the Contractor begins work to complete this project. All work shall be completed, regardless of the actual start date by Friday, June 5, 2026, including punch list items, as defined in Article 108.04 of the Standard Specifications.

In case of failure to complete the work on time, the provisions of Article 108.09 of the Standard Specifications shall apply following the calendar day schedule of deductions.

The estimated Village Board award date for this project is Monday, March 16, 2026.

9. Contract Sequencing

The Contractor shall notify the Engineer at least 72 hours in advance of beginning work and 48 hours prior to construction commencement on each subsequent street. Construction operations shall be conducted in a manner such that streets will remain open to all traffic. At no time shall residents or business owners be kept out of their driveway over a weekend or holiday as defined in article 107.09 of the Standard Specifications.

All work at the Municipal Campus and Fire Station 26 shall be completed before the month of June, and won't count towards the actual start date or the fifteen (15) continuous working days specified above. These lots will be seal coated and striped following pavement patching under a separate Village contract.

Work shall be scheduled so that it is continuous on the various roadways. The Contractor and approved Subcontractor(s) shall, at all times, employ and provide sufficient labor, tools, equipment, multiple mobilizations, and other incidental items for prosecuting the work to full completion in the manner and time required by the contract.

10. Construction Work Periods

Construction operations shall be completed in accordance with Article 107.09 of the Standard Specifications. All work shall be confined to the period beginning at 7:00 AM and ending at 6:00 PM on weekdays. No work shall be done on weekends or legal holiday periods as defined in Article 107.09 of the Standard Specifications.

Any work outside the allowed time periods specified including but not limited to, material deliveries, mobilization of equipment, warming up machinery, and mobilization of equipment, a penalty of $1,000 per occurrence may be imposed.

11. Pre-Construction Meeting

Prior to commencing any construction operations, there shall be a pre-construction meeting. The Owner or Engineer will set the time and date of the meeting following Contract award.

The following shall be submitted by the Contractor for review at the pre-construction meeting:

A Progress Schedule in accordance with Article 108.02.

The 24-hour emergency phone number and contact information of the assigned Contractor's superintendent, or otherwise.

The name and 24-hour emergency phone number of the person in the direct employ of the Contractor who is responsible for administrating the Traffic Control and Protection on the Contract

A list of subcontractors with contact information, including but not limited to name, phone number, and email address, and include quantity and type of work to be sublet for each respective subcontractor in accordance with Article 108.01 of the Standard Specifications.

A list of proposed sources of material.

Hot-mix asphalt and concrete mix designs, and respective quality control plans.

Any applicable shop drawing submittals.

12. Authority of the Engineer

Revise Article 105.01 Authority of Engineer to read:

"All work shall be done in accordance with the requirements of the Contract, the Engineer shall have the right, but not the obligation, to observe all work. The Engineer shall decide all questions that arise as to the interpretation of the Plans and Specifications and as to disputes and mutual rights between Contractors under the Specifications. The Engineer shall advise the Village of Buffalo Grove as to the quality and acceptability of materials furnished and work performed, rate of progress of the work, and acceptable fulfillment of the Contract. The Engineer will determine the amount of materials furnished and work performed. The Engineer's advice and determinations shall be conditions precedent to the right of the Contractor to receive money due the Contractor under the Contract."

"The Engineer will notify the Contractor in writing if the work is to be suspended by the Village of Buffalo Grove wholly or in part due to the failure of the Contractor to carry out provisions of the contract; for failure to carry out orders; for such periods due to unsuitable weather; for conditions considered unsuitable for the prosecution of the work or for any other condition or reason deemed to be in the public interest."

"In case of failure on the part of the Contractor to execute work as directed by the Engineer, the Village of Buffalo Grove may, at the expiration of a period of 48 hours after giving notice in writing to the Contractor, proceed to execute such work as may be deemed necessary, and the cost thereof shall be deducted from compensation due or which may become due to the Contractor under the contract."

The Engineer shall not assume any of the responsibilities of the Contractor's superintendent or of subcontractors; shall not expedite the work for the Contractor; and shall not advise on, or issue directions concerning aspects of construction means, methods, techniques, sequences or procedures, or safety precautions in connection with the work.

13. Status of Utilities (D-1)

Effective: June 1, 2016
Revised: January 1, 2020

Utility companies and/or municipal owners located within the construction limits of this project have provided the following information regarding their facilities and the proposed improvements. The tables below contain a description of specific conflicts to be resolved and/or facilities which will require some action on the part of the Department's contractor to proceed with work. Each table entry includes an identification of the action necessary and, if applicable, the estimated duration required for the resolution.

UTILITIES TO BE ADJUSTED

Conflicts noted below have been identified by following the suggested staging plan included in the contract. The company has been notified of all conflicts and will be required to obtain the necessary permits to complete their work; in some instances, resolution will be a function of the construction staging. The responsible agency must relocate, or complete new installations as noted below; this work has been deemed necessary to be complete for the Department's contractor to then work in the stage under which the item has been listed.

No conflicts to be resolved.

UTILITIES TO BE WATCHED AND PROTECTED

The areas of concern noted below have been identified by following the suggested staging plan included for the contract. The information provided is not a comprehensive list of all remaining utilities, but those which during coordination were identified as ones which might require the Department's contractor to take into consideration when making the determination of the means and methods that would be required to construct the proposed improvement. In some instances, the contractor will be responsible to notify the owner in advance of the work to take place so necessary staffing on the owner's part can be secured.

No facilities requiring extra consideration.

The following contact information is what was used during the preparation of the plans as provided by the owner of the facility.

Agency/Company Responsible to Resolve Conflict	Name of Contact	Phone	E-mail address
AT&T Distribution	Janet Ahern Hector Garcia	(630) 573-6414 (630) 573-5465	Ja1763@att.com Hg2929@att.com
Comcast	Reena Thomas	(224) 229-5862	Reena_Thomas@comcast.com

ComEd	Terri Bleck		Terri.bleck@comed.com
Nicor Gas	Charles Parrott	(630) 388-3319	gasmaps@aglresources.com

The above represents the best information available to the Department and is included for the convenience of the bidder. The days required for conflict resolution should be considered in the bid as this information has also been factored into the timeline identified for the project when setting the completion date. The applicable portions of the Standard Specifications for Road and Bridge Construction shall apply.

Estimated duration of time provided above for the first conflicts identified will begin on the date of the executed contract regardless of the status of the utility relocations. The responsible agencies will be working toward resolving subsequent conflicts in conjunction with contractor activities in the number of days noted.

The estimated relocation duration must be part of the progress schedule submitted by the contractor. A utility kickoff meeting will be scheduled between the Department, the Department's contractor and the utility companies when necessary. The Department's contractor is responsible for contacting J.U.L.I.E. prior to all excavation work.

14. Existing Hardscape

Any damage to existing hardscape from tracked equipment or due to the Contractor's negligence, workmanship, or neglect shall be replaced at the Contractor's expense. It is recommended rubber tired or rubber tracked equipment is used. Any unwarranted disturbance to the existing hardscape to remain will warrant repairs made joint to joint and in conformance with the contract documents. The Engineer and Village shall determine the limits of removal and replacement, and all work shall be completed to their satisfaction.

15. Protection of Mailboxes

The Contractor shall take all necessary precautions when working near mailboxes within or adjacent to the project limits. If at the Contractors discretion, a mailbox will interfere with construction operations, a temporary mailbox shall be located per the United States Postal Service requirements and the permanent mailbox reinstalled following said operation. At no time shall a resident be without a mailbox or not receive mail due to a mailbox being removed, replaced or damaged. The Contractor shall replace, at no additional cost to the Owner, any mailbox or post which has been damaged by the Contractor's operations due to neglect, misconduct or poor workmanship. The cost of all materials required and all labor necessary to comply with this specification herein will not be paid for separately, but shall be considered as included in the unit prices bid and no additional compensation shall be allowed.

The Contractor must maintain access for both residents and mail carriers to all mailboxes throughout the duration of the project.

16. Saw Cutting

The Contractor shall be required to perform a perpendicularly straight joint by full-depth machine sawing of all proposed items to be removed prior to removal operations to prevent damage or spalling to existing hardscape to remain. Simple or partial depth scoring shall not be permitted. Saw cut locations may or may not be shown on the plans, however, shall be required in the field. All sawcut slurry, regardless of the amount, shall be promptly removed to prevent tracking. Any slurry tracked or left on surfaces to remain shall be thoroughly cleaned or replaced, at the direction of the Village or Engineer, by the Contractor at no additional cost to the Village.

The Contractor shall replace, at no additional cost to the Village, any hardscape, outside of the limit of improvements, damaged by the Contractor's operations due to neglect, misconduct, or poor workmanship.

17. Use of Fire Hydrants

The indiscriminate use of fire hydrants is strictly prohibited The Contractor can obtain non-potable water in bulk for a charge at Buffalo Grove's self-serve Water Station located at 851 Krause Drive. There is a credit card reader attached to the station for payment. The Contractor shall provide a water truck or containment and driver to obtain and transport the water. If it is determined that the Contractor or its subcontractors operate or use a Village fire hydrant, a monetary penalty of $1,000 per occurrence that will be imposed.

18. Dust Control

The Contractor shall be required to control dust or air-borne dirt resulting from construction operations by utilizing a mechanical street sweeper on all pavement within or adjacent to the project work zone throughout the duration of the project. The resulting debris shall be

disposed of off-site in accordance with Article 202.03 of the Standard Specifications. Individual fire hydrant use shall not be permitted to control dust at specific locations. The Contractor shall provide dust control operations daily or as directed by the Engineer.

The cost of this work shall be included in the unit prices bid and no additional compensation shall be allowed to control dust as specified herein.

19. Refuse Pick Up Schedule

There will be no placement of hot-mix asphalt allowed on scheduled days of refuse pick up. The Contractor shall be responsible for determining the current refuse pickup schedule and incorporating it into their proposed project schedule.

20. Traffic Control Plan

Effective: September 30, 1985
Revised: January 1, 2007

Traffic Control shall be according to the applicable sections of the Standard Specifications, the Supplemental Specifications, the "Illinois Manual on Uniform Traffic Control Devices for Streets and Highways", any special details and Highway Standards contained in the plans, and the Special Provisions contained herein.

Special attention is called to Article 107.09 of the Standard Specifications and the following Highway Standards, Details, Quality Standard for Work Zone Traffic Control Devices, Recurring Special Provisions and Special Provisions contained herein, relating to traffic control.

Delays to the Contractor caused by complying with these requirements will be considered included in the cost of the contract, and no additional compensation will be allowed.

Standards
701301, 701501, and 701901

Details
TC-10 Traffic Control and Protection for Side Roads, Intersections and Driveways

Special Provisions
Protection of Mailboxes
Dist 1 - Maintenance of Roadways
LRS 3 – Work Zone Traffic Control Surveillance
LRS 4 – Flaggers in Work Zones
BDE – Vehicle and Equipment Warning Lights
BDE – Work Zone Traffic Control Devices

21. Maintenance of Roadways

Effective: September 30, 1985
Revised: November 1, 1996

Beginning on the date that the Contractor begins work on this project, he shall assume responsibility for normal maintenance of all existing roadways within the limits of the improvement. This normal maintenance shall include all repair work deemed necessary by the Engineer, but shall not include snow removal operations. Traffic control and protection for maintenance of roadways will be provided by the Contractor as required by the Engineer.

If items of work have not been provided for in the contract, or otherwise specified for payment, such items, including the accompanying traffic control and protection required by the Engineer, will be paid for in accordance with Article 109.04 of the Standard Specifications.

22. Use of the Work Site

Contractor shall use the Work Site solely to complete the Work and such related activities as may be authorized or directed by the Village. Except as provided herein, Contractor shall not (nor shall Contractor cause or permit any employee or person under Contractor's control) to

display or broadcast commercial, political, or religious messages or advertisements of any nature at the Work Site or in connection with the Work. The foregoing shall not be construed to prohibit the following at the Work Site or in connection with the Work: (a) the use of equipment, materials, or other items (*e.g.* personnel uniforms and clothing) that identify the Contractor (such as by displaying the Contractor's name, logo, slogan, contact information, or similar messages) or that identify the maker or supplier of such equipment, material, or item; or (b) the use or display of signs, flags, cones, traffic control devices, markers, or other similar devices that reasonably relate to the Work, Work Site safety, public safety, or regulatory compliance; or (c) personal speech, religious practice, or expression by any individual performing Work or at the Work Site; or (d) upon written approval or direction of the Village, the display of information regarding the sponsor of the Work or funding sources for the Work.

In addition, Contractor shall not (nor shall Contractor require or permit its personnel, subcontractors, or subcontractors' personnel to) conduct any prohibited political activity at the Work Site or while performing the Work. Contractor and its personnel or subcontractors (including any subcontractor's personnel) shall not intentionally or knowingly use the Work Site or any other property or resources of the Village in connection with any prohibited political activity. For purposes of this section, the term "prohibited political activity" shall have the meaning set forth in Section 5 of the State Officials and Employees Ethics Act, 5 ILCS 430/1-5.

23. Indemnification

To the fullest extent permitted by law, the Contractor agrees to defend, pay on behalf of, indemnify, and hold harmless the Village, its elected and appointed officials, agents, employees and volunteers and others working on behalf of the Village against any and all claims, demands, suits or loss, including all costs connected therewith, and for any damages which may be asserted, claimed or recovered against or from the Village, its elected and appointed officials, agents, employees and volunteers and others working on behalf of the Village, by reason of personal injury, including bodily injury and death, and/or property damage, whether damage to property of the Village or of a third party, including loss of use thereof, which arises out of or is in any way connected or associated with the Contract and the Work.

24. Insurance Requirements

12.04.080 - Insurance.

A. Required Coverages and Limits. Unless otherwise provided by franchise, license, or similar agreement, each Contractor occupying right-of-way or constructing any facility in the right-of-way shall secure and maintain the following liability insurance policies insuring the Contractor as named insured and naming the Village, and its elected and appointed officers, officials, agents, and employees as additional insureds on the policies listed in subsection (A)(1) and (A)(2) of this section:

    1. Commercial general liability insurance, including premises-operations, explosion, collapse, and underground hazard (commonly referred to as "X," "C," and "U" coverages) and products-completed operations coverage with limits not less than:

    a. Five million dollars for bodily injury or death to each person,

    b. Five million dollars for property damage resulting from any one accident, and

    c. Five million dollars for all other types of liability;

    2. Automobile liability for owned, non-owned and hired vehicles with a combined single limit of one million dollars for personal injury and property damage for each accident;

    3. Worker's compensation with statutory limits; and

    4. Employer's liability insurance with limits of not less than one million dollars per employee and per accident.

    If the Contractor is not providing such insurance to protect the contractors and subcontractors performing the work, then such contractors and subcontractors shall comply with this section.

B. Excess or Umbrella Policies. The coverages required by this section may be in any combination of primary, excess, and umbrella policies. Any excess or umbrella policy must provide excess coverage over underlying insurance on a following-form basis such that when any loss covered by the primary policy exceeds the limits under the primary policy, the excess or umbrella policy becomes effective to cover such loss.

C. Copies Required. The Contractor shall provide copies of any of the policies including all endorsements or certificates required by this section to the Village within ten calendar days following receipt of a written request therefor from the Village.

D. Maintenance and Renewal of Required Coverages. The insurance policies required by this section shall contain the following endorsement:

"It is hereby understood and agreed that this policy may not be canceled nor the intention not to renew be stated until thirty (30) calendar days after receipt by the Village, by registered mail or certified mail, return receipt requested, of a written notice addressed to the Village Manager of such intent to cancel or not to renew."

Within ten (10) calendar days after receipt by the Village of said notice, and in no event later than ten (10) calendar days prior to said cancellation, the Contractor shall obtain and furnish to the Village evidence of replacement insurance policies meeting the requirements of this section.

E. Self-Insurance. A Contractor may self-insure all or a portion of the insurance coverage and limit requirements required by subsection A of this section. A Contractor that self-insures is not required, to the extent of such self-insurance, to comply with the requirement for the naming of additional insureds under subsection A of this section, or the requirements of subsections B through D of this section. A Contractor that elects to self-insure shall provide to the Village evidence sufficient to demonstrate its financial ability to self-insure the insurance coverage and limit requirements required under subsection A of this section, such as evidence that the Contractor is a "private self-insurer" under the Workers Compensation Act.

F. Effect of Insurance and Self-Insurance on Contractor's Liability. The legal liability of the Contractor to the Village and any person for any of the matters that are the subject of the insurance policies or self-insurance required by this section shall not be limited by such insurance policies or self-insurance or by the recovery of any amounts thereunder.

G. Insurance Companies. All insurance provided pursuant to this section shall be effected under valid and enforceable policies, issued by insurers legally able to conduct business with the licensee in the State of Illinois. All insurance carriers and surplus line carriers shall be rated "A-" or better and of a class size "X" or higher by A.M. Best Company.

H. Verification of Coverage. Contractor shall furnish the Village with certificates of insurance naming the Village, its officials, agents, employees, and volunteers as additional insured's and with original endorsements, affecting coverage required herein. The certificates and endorsements for each insurance policy are to be signed by a person authorized by that insurer to bind coverage on its behalf. The certificates and endorsements are to be received and approved by the Village before any work commences. The Village reserves the right to request full certified copies of the insurance policies and endorsements.

I. Subcontractors. Contractor shall include all subcontractors as insured's under its policies or shall furnish separate certificates and endorsements for each subcontractor. All coverage's for subcontractors shall be subject to all of the requirements stated herein.

J. Assumption of Liability. The contractor assumes liability for all injury to or death of any person or persons including employees of the contractor, any subcontractor, any supplier or any other person and assumes liability for all damage to property sustained by any person or persons occasioned by or in any way arising out of any work performed pursuant to the Contract.

K. Workers' Compensation and Employers' Liability Coverage. The insurer shall agree to waive all rights of subrogation against the Village of Buffalo Grove, its officials, employees, agents and volunteers for losses arising from work performed by Contractor for the municipality.

L. Failure to Comply. In the event the Contractor fails to obtain or maintain any insurance coverage's required under this contract, The Village may purchase such insurance coverage's and charge the expense thereof to the Contractor.

Nothing contained herein is intended to constitute, nor shall it constitute a waiver of the rights, defenses and/or other immunities provided or available to the Village under law including, but not limited to, the Local Governmental and Governmental Employees Tort Immunity Act.

25. Accidents

In the event of any accident of any kind that involves the general public or property of the Village or a third party, the Contractor shall immediately notify the Village by phone as well as provide Notice of the same. The Notice shall include a full accounting of all details of the accident. The Contractor shall furnish the Village with copies of all reports of such accidents at the same time that the reports are forwarded to any other interested parties.

26. No Assignment

If the Contractor sublets or assigns any part of the Work then the Contractor shall not under any circumstances be relieved of its liabilities hereunder. All transactions of the Village shall be with the Contractor. Subcontractors shall be recognized only in the capacity of employees or workmen and shall be subject to the same requirements as to character and competence. The Contractor shall not assign, transfer, convey, sell or otherwise dispose of the whole or any part of this Contract to any person, firm or corporation without written consent of the Village or authorized representative.

27. Default

The following shall constitute a default an "Event of Default" by the Contractor under this Contract:

A. If the Contractor shall fail to strictly observe or perform one or more of the terms, conditions, covenants and agreements of this Contract;

B. If there shall be placed on any property owned by the Village any mechanics', materialmens' or suppliers' lien;

C. If there shall be instituted any proceeding against the Contractor seeking liquidation, dissolution or similar relief and the same shall not be dismissed within forty-five (45) calendar days;

D. If there shall be appointed any trustee, receiver or liquidator of the Contractor and such appointment shall not have been vacated within forty-five (45) calendar days; and

E. If the Contractor fails to maintain or obtain any and all permits, licenses and the like, if any, required by the Village, State or Federal governments for the Work.

Upon any Event of Default the Village shall have the option of (**i**) terminating the Contract; (**ii**) pursuing any remedy available to it at law or in equity; or (**iii**) pursuing both simultaneously. In addition, upon an Event of Default, the Village may withhold payments due to the Contractor until it has hired a replacement of the Contractor and deducted all costs of hiring a replacement.

28. Delays

The Contractor shall not be liable in damages for delays in performance when such delay is the result of fire, flood, strike, acts of God, or by any other circumstances which are beyond the control of the Contractor; provided, however, under such circumstances the Village may, at its option, cancel the Contract.

29. Compliance With Laws

The Contractor shall comply with all applicable laws, regulations and rules promulgated by any federal, state, local, or other governmental authority or regulatory body pertaining to all aspects of the Work, now in effect, or which may become in effect during the performance of the Work. The scope of the laws, regulations, and rules referred to in this paragraph includes, but is in no way limited to, the Illinois Human Rights Act, Illinois Equal Pay Act of 2003, Occupational Safety & Health Act along with the standards and regulations promulgated pursuant thereto (including but not limited to those safety requirements involving work on elevated platforms), all forms of traffic regulations, public utility, Interstate and Intrastate Commerce Commission regulations, Workers' Compensation Laws, Public Construction Bond Act, Public Works Preference Act, Employment of Illinois Workers on Public Works Act, USA Security Act, federal Social Security Act (and any of its titles), and any other law, rule or regulation of the Illinois Department of Labor, Department of Transportation, Illinois Environmental Protection Act, Illinois Department of Natural Resources, Illinois Department of Human Rights, Human Rights Commission, EEOC, and the Village of Buffalo Grove. Notwithstanding the following, the Contractor shall particularly note that:

A. NO DISCRIMINATION – The Contractor shall comply with the provisions of the Illinois Public Works Employment Discrimination Act and the Illinois Human Rights Act/Equal Opportunity Clause which, pursuant to Illinois law, are deemed to be part of this Contract.

B. FREEDOM OF INFORMATION - The Contractor agrees to furnish all documentation related to the Contract, the Work and any documentation related to the Village required under an Illinois Freedom of Information Act (ILCS 140/1 et. seq.) ("FOIA") request within five (5) calendar days after the Village issues Notice of such request to the Contractor. The Contractor agrees to defend, indemnify and hold harmless the Village, and agrees to pay all reasonable costs connected therewith (including, but not limited to attorney's and witness

fees, filing fees and any other expenses) for the Village to defend any and all causes, actions, causes of action, disputes, prosecutions, or conflicts arising from Contractor's actual or alleged violation of FOIA or the Contractor's failure to furnish all documentation related to a FOIA request within five (5) calendar days after Notice from the Village for the same. Furthermore, should the Contractor request that the Village utilize a lawful exemption under FOIA in relation to any FOIA request thereby denying that request, Contractor agrees to pay all costs connected therewith (such as attorneys' and witness fees, filing fees and any other expenses) to defend the denial of the request. This defense shall include, but not be limited to, any challenged or appealed denials of FOIA requests to either the Illinois Attorney General or a court of competent jurisdiction.

C. ILLINOIS WORKERS ON PUBLIC WORKS ACT - To the extent applicable, the Contractor shall comply with the Illinois Workers on Public Works Act, 30 ILCS 570/1 et seq., and shall provide to the Village any supporting documentation necessary to show such compliance.

D. NOT A BLOCKED PERSON - The Contractor affirms and covenants that neither the Contractor nor any individual employed by the Contractor for this Work or under this Contract is a person forbidden from doing business with a unit of local government under Executive Order No. 13224 (Sept 23, 2001), 66 Fed.Reg. 49,079 (Sept 23, 2001) or is a person registered on the Specially Designated Nationals and Blocked Persons List. The Contractor shall indemnify the Village from all costs associated with failure to comply with this paragraph.

E. SUBSTANCE ABUSE PREVENTION ON PUBLIC WORKS ACT - The Contractor knows, understands and acknowledges its obligations under the Substance Abuse Prevention on Public Works Act (820 ILCS 265/1 et seq.), and shall comply and require all subcontractors and lower tiered contractors to comply with the requirements and provisions thereof.

30. No Waiver of Rights

A waiver by the Village of any Event of Default or any term of provision of this Contract shall not be a waiver of the same Event of Default, another Event of Default or any other term or provision of this Contract.

31. Termination of the Contract

Voluntary Termination. Notwithstanding any other provision hereof, the Village may terminate this Contract during the Initial Term with or without cause, at any time upon thirty (30) calendar days prior written notice to the Contractor.

Termination for Breach. Either party may terminate this Contract upon written notice to the other party following material breach of a material provision of this Contract by the other party if the breaching party does not cure such breach within fifteen (15) calendar days of receipt of written notice of such breach from the non-breaching party.

32. Controlling Law and Venue

This Contract is entered into in the State of Illinois, for work to be performed in the State of Illinois and shall be governed by and construed in accordance with the laws of the State of Illinois. Any legal matters or dispute shall be resolved in the Circuit Court of Cook County and the Parties hereby submit to the jurisdiction of such Circuit Court. This Contract shall be construed without regard to any presumption or other rule requiring construction against the Party causing the Contract to be drafted.

33. Miscellaneous

A. AMENDMENT – This Contract may be amended only in writing executed by both Parties.

B. NO RECORDING – This Contract, or a memorandum thereof, may not be recorded in any form by either Party. If either Party records this Contract, or a memorandum thereof, they shall immediately file a release of the same.

C. SECTION HEADINGS – The headings in the Contract are intended for convenience only and shall not be taken into consideration in any construction or interpretation of the Contract.

D. NO THIRD PARTY BENEFICIARIES – This Contract does not confer any rights or benefits on any third party.

E. BINDING EFFECT – This Contract shall be binding and inure to the benefit of the Parties hereto, their respective legal representatives, heirs and successors-in-interest.

F. ENTIRE AGREEMENT – This Contract supersedes all prior agreements and understandings and constitutes the entire understanding between the Parties relating to the subject matter hereof.

G. SEVERABILITY - If any term, condition or provision of the Contract is adjudicated invalid or unenforceable, the remainder of the Contract shall not be affected and shall remain in full force and effect, to the fullest extent permitted by law.

H. TORT IMMUNITY DEFENSES - Nothing contained in this Contract is intended to constitute nor shall constitute a waiver of the rights, defenses, and immunities provided or available to the Village under the Local Governmental and Governmental Employees Tort Immunity Act, 745 ILCS 10 *et seq*.

34. Application For Payment

At least once each month, the Engineer will make a written estimate of the quantity of work performed in accordance with the Contract, and the value thereof at the contract unit prices according to Article 109.02 of the Standard Specifications. For each pay period, the quantity cut off will be the first Saturday of each month. During the second week, the Engineer and Contractor will agree to the quantities completed to-date. The Contractor shall submit an agreed upon invoice electronically to the Engineer by the end of the working day of the third Monday of the month. The Village will begin their payment process and will result in the review of the payment at the next regularly scheduled Village Board meeting. Prior to the release of payment, the Contractor shall submit electronically, all certified payroll reports, applicable waivers, and a notarized and signed clarifying statement for Village Attorney review and subsequent approval. Prior to the release of the check, hard-copies of all applicable waivers and the clarifying statement shall be received by the Village.

All payments under this Contract must be approved by the Village Board at a regularly scheduled meeting. The Village reserves the right to request any receipts, invoices, proof of payments as the Village, in its sole discretion, may deem necessary to justify the payment requested prior to paying the requested payment. A Final Lien Waiver from the Contractor, its subcontractors, and all material suppliers shall be furnished with the final application for payment.

The Contractor acknowledges that the Village is a unit of local government and that all payments under the Contract are subject to the Local Government Prompt Payment Act, 50 ILCS 505 et seq. To that extent, the Village shall have forty-five calendar (45) days from receipt of a bill or invoice to pay the same before it is considered late under the Contract. Interest, if any, charged for any late payments will be subject to the interest rate caps specified in the Prompt Payment Act.

35. Retainage and Waivers

The Village of Buffalo Grove has the option to retain from the amount due to the Contractor a maximum of ten percent (10%) from each pay request. The Contractor may request the retainage be reduced and provide reasoning for such reduction in writing to the Village. The Village has the option to accept or deny the request and shall be considered final. The retainage may be held until the Village determines the project to be final and accepted, at which time any warranty or maintenance period shall commence.

The Contractor shall submit, for each pay request submittal, original partial or final waivers from all subcontractors and material suppliers for the work payment is requested from the Village; trailing waivers will not be permitted. The Village will not remit payment to the Contractor until all original hard-copies of waivers for the work the Contractor is requesting payment for are received and reviewed. To help expedite the process, the Village is willing to review draft waivers after the invoice has been submitted for the pay request. When the draft waivers are reviewed and found acceptable, and the check is cut according to the Village's Warrant schedule, then the check and final waivers can be exchanged accordingly.

36. Certified Payroll Reports

Pursuant to PA 100-1177 the Illinois Department of Labor (IDOL) has activated an electronic database (Payroll Portal) capable of accepting and retaining certified payrolls submitted under the State of Illinois Prevailing Wage Act (820 ILCS/130/1). All contractors and subcontractors completing work for the Village of Buffalo Grove pursuant to the Act must submit all certified payroll through the IDOL Payroll Portal.

The Village is an Illinois unit of local government and the Work hereunder is subject to the Illinois Prevailing Wage Act, 820 ILCS 130/0.01, et seq. Consequently, the Contractor and each subcontractor shall submit with their application for payment(s) the email certification received from their IDOL Payroll Portal submittal with each of their pay requests. Any delay in processing the payments due to a lack of aforementioned email certification shall not be an event of default by the Village and shall not excuse any delay by the Contractor who shall proceed with the Work as if no delay in payment has occurred. The Contractor and Village shall agree to take any further steps not outlined above to ensure

compliance with the Prevailing Wage Act. Upon two business days' Notice, the Contractor and each subcontractor shall make available to the Village their records to confirm compliance with the Prevailing Wage Act. Finally, to ensure compliance with Prevailing Wage Act, the Contractor and each subcontractor shall keep for a period of not less than 5 years after the Work has been completed records of all laborers, mechanics, and other workers employed by them for the Work; the records shall include each worker's name, address, telephone number, classification or classifications, the hourly wages paid in each period, the number of hours worked each day, the starting and ending times of work each day and, when available, last four digits of the social security number. The Contractor shall provide a list of every name, address, phone number and email of every sub-contractor for the Work.

If the contractor must submit the payroll to the Village of Buffalo Grove for reasons outside of their control, the Village requests that the Contractor submit all certified payroll reports, including subcontractors, and EEO reporting be sent electronically in separate files for each respective Contractor/subcontractor with the weeks ending date in the file name to amdow@vbg.org (i.e. Contractor Name Week Ending.pdf) as shown in the sample letter in Exhibit D.

The Contractor is responsible for providing all records in accordance with the Illinois Department of Labor's (IDOL) requirements pertaining to the Prevailing Wage Act on the standard IDOL form. Only the last four (4) digits of the employee's social security number will be required; the remaining digits shall be "X" or redacted. To complete the certified payroll request for release of payment, the Contractor must supply a signed and notarized written statement that all necessary documentation has been turned over for the pay period pertaining to that payment requested.

Under P.A. 98-0328, the public body must retain copies of the certified payroll for 5 years rather than 3 years as was the case previously. The Illinois Department of Labor (IDOL) has created model certified payroll forms which can be found at the IDOL website www.illinois.gov/idol. the new form consists of three pages identified as the "certified transcript of payroll affidavit" and "certified transcript of payroll instructions". The new forms on the IDOL website can be filled in online and then printed out. under P.A. 98-0482, contractors and subcontractors will have to provide additional information with respect to working hours, wage rates, overtime rates and fringe benefits. The IDOL's model certified payroll forms are the most current forms for compliance with P.A. 98-0482 and should be used in public works contracts.

37. Monetary Penalties

All work shall be completed in accordance with the Contract Documents in a reasonable and timely manner. For each occurrence that work is not completed in a reasonable and timely manner, a monetary penalty will be deducted from the final pay application. The Contractor shall make themselves and all subcontractors aware of the following deficiency and deductions:

Description	Penalty	Per Occurrence
Failure to Sweep Roadway	$2,000	Calendar Day
Failure to Maintain Trench	$250	Calendar Day
Failure to Adhere to Period of Establishment Requirements	$250	Calendar Day
Distributing Unapproved Resident Notices	$100	Household
Failure to Distribute Notices in a Timely Manner	$100	Household
Failure to Distribute Notice to Resident	$100	Household
Failure to Provide Access in a Timely Manner	$250	Household Per Day
Failure to Provide Weekly Update to Engineer	$1,000	Per Occurrence
Failure to Attend a Scheduled Weekly Meeting	$1,000	Per Occurrence
Failure to Respond in a Timely Manner to a Resident	$250	Calendar Day
Failure to Ramp Roadway or Driveway	$250	Household/Roadway Per Day
Use of Fire Hydrant or Valve	$1,000	Each
Failure to Provide Maintenance of Roadway in a Timely Manner as Determined by the Engineer	$1,000	Calendar Day
Entering Private Property	$500	Per Occurrence
Failure to Provide Portable Facilities	$100	Calendar Day
Illicit Discharge of Silt or Construction Debris	$1,000	Per Occurrence

Failure to Submit Shop Drawings on Time	$500	Per Occurrence
Failure to Maintain Erosion and/or Sediment Control Devices	$1,000	Per Occurrence
Working Outside Allowable Work Hours	$1,000	Per Occurrence

At the discretion of the Engineer and without notice, the Contractor shall have deducted the monetary penalty amount as listed above for each occurrence on the final pay application.

38. Public Notification

The Contractor shall be required to provide and distribute letters to residents or business owners anytime access will be affected to a home or utility service is interrupted. This general condition shall only apply when access will be directly affected for greater than four (4) hours, or as directed by the Engineer. Public notification shall not be required for every residence within the project limits.

Letters shall be typed on standard 8.5" x 11" paper and an envelope may or may not be used. All letters, including those written and distributed by a subcontractor, shall be printed on the General Contractor's letterhead and shall include the name, address, and telephone number of the General Contractor's person in charge.

Letters shall be taped to a non-painted surface using painters tape or approved equal, and will be placed in as many locations as needed to ensure they will be visible to residents. Distributing letters via mailbox is discouraged, however, must be compliant with all United States Postal Service federal regulations. Notification letters shall include but is not limited to the following:

- Exact day and time work is to begin that will affect access (weather permitting).
- How the resident will know they may resume normal access to their property.
- The anticipated length of the closure (no more than one week will be permitted).
- Specific location where parking is permitted, both overnight and during the working day (as signed and normally permitted during daytime).
- The Village of Buffalo Grove Police Department has been notified that overnight parking will be permitted. (It shall be the responsibility of the Contractor to confirm this with the Village.)
- The Contractor will go door-to-door the moment prior to work is to begin to ensure all accommodations are made.
- General Contractor's person in charge name and contact information for additional information or specific requests.
- If applicable, provide Resident flushing procedures (following reconnection of the water service, resident to flush inside of the house via the bath or utility sink for ten minutes prior to consumption).

Notification letters shall be distributed a minimum of 24 hours prior to access being affected or otherwise. If this requirements is not met, work shall not commence. All letters must be approved by the Village or Engineer prior to and for each individual distribution. Additional letters may be required when weather or other unforeseen circumstances change the schedule. When requested, the Contractor is required to return or provide correspondence from a resident within 24 hours.

Under special circumstances, the Village, may choose to write a notification letter and the Contractor shall still be responsible for delivering the letter as specified herein. An example of a resident notification letter can be found in Appendix A.

The Contractor must comply with all of the above-mentioned statements otherwise a monetary penalty of $100 per household, per calendar day shall be imposed.

39. Maintenance Bond

The Contractor will be required to post a Maintenance Bond for a period of One Year (1-yr) from date of final acceptance by the Village. Final acceptance will be the date the Final Payment is made to the Contractor. The bond shall be in a form acceptable to the Village in the amount of 10% (ten percent) of the awarded contract value. Unless under emergency situations, the Village will offer the Contractor the ability to fix or repair any item prior to the bond being called. If the Contractor elects to perform the repairs themselves, all work must be complete within 14 calendar days of notice from the Village or the Village reserves the right to perform the repairs themselves.

The Maintenance Bond shall cover all necessary repairs or replacements as deemed necessary by the Village due to poor workmanship, failed materials, settlement of trenches, excessively spalled, chert popped or cracked concrete, storm and water main failures, restoration establishment, and other items as completed by the Contractor.

All required pavement repairs shall be from curb line to the nearest cold joint. Pavement repairs shall have all joints routed and filled with crack seal material including along the edge of pavement 1 month after installation.

If the Contractor elects to not perform the repairs or does not perform them in the time allotted the Village will perform the work and collect from the bond any damages incurred by the Village to perform the repairs.

Special Provisions

1. Class D Patches

This work shall include all labor, material, and equipment necessary to complete the removal and replacement of hot-mix asphalt pavement, of the type and depth specified, where marked by the Engineer in accordance with Section 442 of the Standard Specifications and as specified herein.

The exact location and dimension of the patches will be determined by the Engineer in the field. The patches will be a minimum of four (4) feet in width, however, should the Contractor elect to remove more pavement than what is marked, the additional pavement patching outside the marked patch shall be replaced at no additional cost to the Village.

If petromat or any other pavement fabric is encountered during the asphalt pavement removal process, no additional compensation will be considered to dispose of this material off-site or any other additional labor that is required to complete the work specified herein.

These pavement patches shall be considered 'finish' or 'surface' patches and the final replacement material and depth shall be in accordance with the Hot-Mix Asphalt Mixture Requirements table as described herein and Section 1030 of the Standard Specifications.

Finish patches shall either be flush or a maximum of ¼" above the existing adjacent pavement. If the final patch is greater than ¼" above or below the existing adjacent pavement, the Contractor will be required to remove and replace the patch at no additional cost to the contract.

Hot Mix Asphalt Construction

1. Tack coat all longitudinal joints (hot and cold) and curb faces.
2. Pneumatic tired roller is required on all lifts, all mixes, except surface courses.
3. Auger extensions are required on all lifts, all mixes.
4. Reverse augers must be installed properly.
5. Roll (compact) the confined and curb line longitudinal joint by overlapping by 6" from the hot to cold side of mat and / or curbing.
6. Paving of the full roadway width shall be completed at the end of each day. Longitudinal joints shall be closed daily and within one truck load of HMA to prevent cold joints. Any violation shall require saw cutting edge back 3" to expose straight edge, shall be tack coated twice, and will be straight and uniform.
7. Asphalt along the curb line shall be compacted such that the asphalt is ¼" above the flag of gutter.
8. Temporary ramps, regardless of material, shall be removed prior to placement of the next pavement course.

This work will be measured in place and paid for at the contract unit price per (SY) for CLASS D PATCHES, of the type and depth specified, (SPECIAL), which price shall include all labor, material, and equipment required to complete the work as specified herein.

IDOT District One - Special Provisions

1. Friction Aggregate (D-1)

Effective: January 1, 2011
Revised: December 1, 2021

Revise Article 1004.03(a) of the Standard Specifications to read:

"1004.03 Coarse Aggregate for Hot-Mix Asphalt (HMA). The aggregate shall be according to Article 1004.01 and the following.

(a) Description. The coarse aggregate for HMA shall be according to the following table.

Use	Mixture	Aggregates Allowed
Class A	Seal or Cover	Allowed Alone or in Combination [5/]: Gravel Crushed Gravel Carbonate Crushed Stone Crystalline Crushed Stone Crushed Sandstone Crushed Slag (ACBF) Crushed Steel Slag Crushed Concrete
HMA Low ESAL	Stabilized Subbase or Shoulders	Allowed Alone or in Combination [5/]: Gravel Crushed Gravel Carbonate Crushed Stone Crystalline Crushed Stone Crushed Sandstone Crushed Slag (ACBF) Crushed Steel Slag[1/] Crushed Concrete
HMA High ESAL Low ESAL	Binder IL-19.0 or IL-19.0L SMA Binder	Allowed Alone or in Combination [5/ 6/]: Crushed Gravel Carbonate Crushed Stone[2/] Crystalline Crushed Stone Crushed Sandstone Crushed Slag (ACBF) Crushed Concrete[3/]
HMA High ESAL Low ESAL	C Surface and Binder IL-9.5 IL-9.5FG or IL-9.5L	Allowed Alone or in Combination [5/]: Crushed Gravel Carbonate Crushed Stone[2/] Crystalline Crushed Stone Crushed Sandstone Crushed Slag (ACBF) Crushed Steel Slag[4/] Crushed Concrete[3/]
HMA High ESAL	D Surface and Binder IL-9.5 or IL-9.5FG	Allowed Alone or in Combination [5/]: Crushed Gravel Carbonate Crushed Stone (other than Limestone)[2/] Crystalline Crushed Stone Crushed Sandstone Crushed Slag (ACBF) Crushed Steel Slag[4/]

Use	Mixture	Aggregates Allowed	
		Other Combinations Allowed:	
		Up to...	*With...*
		25% Limestone	Dolomite
		50% Limestone	Any Mixture D aggregate other than Dolomite
		75% Limestone	Crushed Slag (ACBF) or Crushed Sandstone
HMA High ESAL	E Surface IL-9.5 SMA Ndesign 80 Surface	Allowed Alone or in Combination [5/ 6/]: Crushed Gravel Crystalline Crushed Stone Crushed Sandstone Crushed Slag (ACBF) Crushed Steel Slag No Limestone.	
		Other Combinations Allowed:	
		Up to...	*With...*
		50% Dolomite[2/]	Any Mixture E aggregate
		75% Dolomite[2/]	Crushed Sandstone, Crushed Slag (ACBF), Crushed Steel Slag, or Crystalline Crushed Stone
		75% Crushed Gravel[2/]	Crushed Sandstone, Crystalline Crushed Stone, Crushed Slag (ACBF), or Crushed Steel Slag
HMA High ESAL	F Surface IL-9.5 SMA Ndesign 80 Surface	Allowed Alone or in Combination [5/ 6/]: Crystalline Crushed Stone Crushed Sandstone Crushed Slag (ACBF) Crushed Steel Slag No Limestone.	
		Other Combinations Allowed:	
		Up to...	*With...*
		50% Crushed Gravel[2/] or Dolomite[2/]	Crushed Sandstone, Crushed Slag (ACBF), Crushed Steel Slag, or Crystalline Crushed Stone

1/ Crushed steel slag allowed in shoulder surface only.
2/ Carbonate crushed stone (limestone) and/or crushed gravel shall not be used in SMA Ndesign 80.
3/ Crushed concrete will not be permitted in SMA mixes.
4/ Crushed steel slag shall not be used as binder.
5/ When combinations of aggregates are used, the blend percent measurements shall be by volume."
6/ Combining different types of aggregate will not be permitted in SMA Ndesign 80."

2. Ground Tire Rubber (GTR) Modified Asphalt Binder (D-1)

Effective: June 26, 2006
Revised: December 1, 2021

Add the following to the end of article 1032.05 of the Standard Specifications:

"(c) Ground Tire Rubber (GTR) Modified Asphalt Binder. A quantity of 10.0 to 14.0 percent GTR (Note 1) shall be blended by dry unit weight with a PG 64-28 to make a GTR 70-28 or a PG 58-28 to make a GTR 64-28. The base PG 64-28 and PG 58-28 asphalt binders shall meet the requirements of Article 1032.05(a). Compatible polymers may be added during production. The GTR modified asphalt binder shall meet the requirements of the following table.

Test	Asphalt Grade GTR 70-28	Asphalt Grade GTR 64-28
Flash Point (C.O.C.), AASHTO T 48, °F (°C), min.	450 (232)	450 (232)
Rotational Viscosity, AASHTO T 316 @ 275 °F (135 °C), Poises, Pa·s, max.	30 (3)	30 (3)
Softening Point, AASHTO T 53, °F (°C), min.	135 (57)	130 (54)
Elastic Recovery, ASTM D 6084, Procedure A (sieve waived) @ 77 °F, (25 °C), aged, ss, 100 mm elongation, 5 cm/min., cut immediately, %, min.	65	65

Note 1. GTR shall be produced from processing automobile and/or light truck tires by the ambient grinding method. GTR shall not exceed 1/16 in. (2 mm) in any dimension and shall contain no free metal particles or other materials. A mineral powder (such as talc) meeting the requirements of AASHTO M 17 may be added, up to a maximum of four percent by weight of GTR to reduce sticking and caking of the GTR particles. When tested in accordance with Illinois modified AASHTO T 27, *a* 50 g sample of the GTR shall conform to the following gradation requirements:

Sieve Size	Percent Passing
No. 16 (1.18 mm)	100
No. 30 (600 μm)	95 ± 5
No. 50 (300 μm)	> 20

Add the following to the end of Note 1. of article 1030.03 of the Standard Specifications:

"A dedicated storage tank for the Ground Tire Rubber (GTR) modified asphalt binder shall be provided. This tank must be capable of providing continuous mechanical mixing throughout by continuous agitation and recirculation of the asphalt binder to provide a uniform mixture. The tank shall be heated and capable of maintaining the temperature of the asphalt binder at 300 °F to 350 °F (149 °C to 177 °C). The asphalt binder metering systems of dryer drum plants shall be calibrated with the actual GTR modified asphalt binder material with an accuracy of ± 0.40 percent."

3. Hot-Mix Asphalt (D-1)

Effective: January 1, 2022
Revised: August 1, 2022

Replace Article 1030.09(g)(1) of the Standard Specifications with the following:

" (1) The Contractor shall sample approximately 150 lb (70 kg) of mix as required for the Department's random mixture verification tests according to Article 1030.09(h)(1)."

Replace the second sentence of Article 1030.09(h)(1) of the Standard Specifications with the following:

" The Engineer will randomly identify one sample for each 3,000 tons (2,720 metric tons) of mix, with a minimum of one sample per mix. If the remaining mix quantity is 600 tons (544 metric tons) or less, the quantity will be combined with the previous 3,000 tons (2,720 metric tons) in the Engineer's random sample identification. If the required tonnage of a mixture for a single pay item is less than 250 tons (225 metric tons) in total, the Engineer will waive mixture verification tests."

Add the following to the end of the third paragraph of Article 1030.09(h)(2) of the Standard Specifications:

" The HMA maximum theoretical specific gravity (G_{mm}) will be based on the Department mixture verification test. If there is more than one Department mixture verification G_{mm} test, the G_{mm} will be based on the average of the Department test results."

4. Hot-Mix Asphalt Binder and Surface Course (D-1)

Effective: November 1, 2019
Revised: December 1, 2021

Revise Article 1004.03(c) to read:

"(c) Gradation. The coarse aggregate gradations shall be as listed in the following table.

Use	Size/Application	Gradation No.
Class A-1, A-2, & A-3	3/8 in. (10 mm) Seal	CA 16 or CA 20
Class A-1	1/2 in. (13 mm) Seal	CA 15
Class A-2 & A-3	Cover Coat	CA 14
HMA High ESAL	IL-19.0; Stabilized Subbase IL-19.0	CA 11 1/
	SMA 12.5 2/	CA 13 4/, CA 14, or CA 16
	SMA 9.5 2/	CA 13 3/4/ or CA 16 3/
	IL-9.5	CA 16, CM 13 4/
	IL-9.5FG	CA 16
HMA Low ESAL	IL-19.0L	CA 11 1/
	IL-9.5L	CA 16

1/ CA 16 or CA 13 may be blended with the CA 11.

2/ The coarse aggregates used shall be capable of being combined with the fine aggregates and mineral filler to meet the approved mix design and the mix requirements noted herein.

3/ The specified coarse aggregate gradations may be blended.

4/ CA 13 shall be 100 percent passing the 1/2 in. (12.5mm) sieve."

Revise Article 1004.03(e) of the Supplemental Specifications to read:

"(e) Absorption. For SMA the coarse aggregate shall also have water absorption ≤ 2.0 percent."

Revise the "High ESAL" portion of the table in Article 1030.01 to read:

"High ESAL	Binder Courses	IL-19.0, IL-9.5, IL-9.5FG, IL-4.75, SMA 12.5, Stabilized Subbase IL-19.0

	Surface Courses	IL-9.5, IL-9.5FG, SMA 12.5, SMA 9.5"

Revise Note 2. and add Note 6 to Article 1030.02 of the Standard Specifications to read:

"Item Article/Section

(g) Performance Graded Asphalt Binder (Note 6) 1032
(h) Fibers (Note 2)

Note 2. A stabilizing additive such as cellulose or mineral fiber shall be added to the SMA mixture according to Illinois Modified AASHTO M 325. The stabilizing additive shall meet the Fiber Quality Requirements listed in Illinois Modified AASHTO M 325. Prior to approval and use of fibers, the Contractor shall submit a notarized certification by the producer of these materials stating they meet these requirements. Reclaimed Asphalt Shingles (RAS) may be used in Stone Matrix Asphalt (SMA) mixtures designed with an SBA polymer modifier as a fiber additive if the mix design with RAS included meets AASHTO T305 requirements. The RAS shall be from a certified source that produces either Type I or Type 2. Material shall meet requirements noted herein and the actual dosage rate will be determined by the Engineer.

Note 6. The asphalt binder shall be an SBS PG 76-28 when the SMA is used on a full-depth asphalt pavement and SBS PG 76-22 when used as an overlay, except where modified herein. The asphalt binder shall be a SBS PG 76-22 for IL-4.75, except where modified herein.."

Revise table in Article 1030.05(a) of the Standard Specifications to read:

"MIXTURE COMPOSITION (% PASSING) [1]												
Sieve Size	IL-19.0 mm		SMA 12.5		SMA 9.5		IL-9.5mm		IL-9.5FG		IL-4.75 mm	
	min	max	min	max	min	max	min	max	min	max	min	max
1 1/2 in (37.5 mm)												
1 in. (25 mm)		100										
3/4 in. (19 mm)	90	100		100								
1/2 in. (12.5 mm)	75	89	80	100		100		100		100		100
3/8 in. (9.5 mm)				65	90	100	90	100	90	100		100
#4 (4.75 mm)	40	60	20	30	36	50	34	69	60	75[6]	90	100
#8 (2.36 mm)	20	42	16	24 [4]	16	32[4]	34 [5]	52 [2]	45	60[6]	70	90
#16 (1.18 mm)	15	30					10	32	25	40	50	65
#30 (600 μm)			12	16	12	18			15	30		
#50 (300 μm)	6	15					4	15	8	15	15	30
#100 (150 μm)	4	9					3	10	6	10	10	18
#200 (75 μm)	3.0	6.0	7.0	9.0 [3]	7.5	9.5 [3]	4.0	6.0	4.0	6.5	7.0	9.0 [3]
#635 (20 μm)			≤ 3.0		≤ 3.0							

Ratio Dust/Asphalt Binder		1.0		1.5		1.5		1.0		1.0		1.0

1/ Based on percent of total aggregate weight.

2/ The mixture composition shall not exceed 44 percent passing the #8 (2.36 mm) sieve for surface courses with Ndesign = 90.

3/ Additional minus No. 200 (0.075 mm) material required by the mix design shall be mineral filler, unless otherwise approved by the Engineer.

4/ When establishing the Adjusted Job Mix Formula (AJMF) the percent passing the #8 (2.36 mm) sieve shall not be adjusted above the percentage stated on the table.

5/ When establishing the Adjusted Job Mix Formula (AJMF) the percent passing the #8 (2.36 mm) sieve shall not be adjusted below 34 percent.

6/ When the mixture is used as a binder, the maximum shall be increased by 0.5 percent passing."

Revise Article 1030.05(b) of the Standard Specifications to read:

(b) Volumetric Requirements. The target value for the air voids of the HMA shall be 4.0 percent, for IL-4.75 and SMA mixtures it shall be 3.5 percent and for Stabilized Subbase it shall be 3.0 percent at the design number of gyrations. The voids in the mineral aggregate (VMA) and voids filled with asphalt binder (VFA) of the HMA design shall be based on the nominal maximum size of the aggregate in the mix and shall conform to the following requirements.

	Voids in the Mineral Aggregate (VMA), % Minimum for Ndesign				
Mix Design	30	50	70	80	90
IL-19.0		13.5	13.5		13.5
IL-9.5		15.0	15.0		
IL-9.5FG		15.0	15.0		
IL-4.75[1/]		18.5			
SMA-12.5[1/2/5/]				17.0[3/]/16.0[4/]	
SMA-9.5[1/2/5/]				17.0[3/]/16.0[4/]	
IL-19.0L	13.5				
IL-9.5L	15.0				

1/ Maximum draindown shall be 0.3 percent according to Illinois Modified AASHTO T 305.

2/ The draindown shall be determined at the JMF asphalt binder content at the mixing temperature plus 30°F.

3/ Applies when specific gravity of coarse aggregate is ≥ 2.760.

4/ Applies when specific gravity of coarse aggregate is < 2.760.

5/ For surface course, the coarse aggregate can be crushed steel slag, crystalline crushed stone or crushed sandstone. For binder course, coarse aggregate shall be crushed stone (dolomite), crushed gravel, crystalline crushed stone, or crushed sandstone"

Revise the last paragraph of Article 1102.01 (a) (5) of the Standard Specifications to read:

"IL-4.75 and Stone Matrix Asphalt (SMA) mixtures which contain aggregate having absorptions greater than or equal to 2.0 percent, or which contain steal slag sand, shall have minimum surge bin storage plus haul time of 1.5 hours."

Add after third sentence of Article 1030.09(b) to read:

" If the Contractor and Engineer agree the nuclear density test method is not appropriate for the mixture, cores shall be taken at random locations determined according to the QC/QA document "Determination of Random Density Test Site Locations". Core densities shall be determined using the Illinois Modified AASHTO T 166 or T 275 procedure."

Revise Table 1 and Note 4/ of Table 1 in Article 406.07(a) of the Standard Specifications to read:

	Breakdown/Intermediate Roller (one of the following)	Final Roller (one or more of the following)	Density Requirement
IL-9.5, IL-9.5FG, IL-19.0[1/]	V_D, P , T_B, 3W, O_T, O_B	V_S, T_B, T_F, O_T	As specified in Section 1030
IL-4.75 and SMA [3/ 4/]	T_B, 3W, O_T	T_F, 3W	As specified in Section 1030
Mixtures on Bridge Decks [2/]	T_B	T_F	As specified in Articles 582.05 and 582.06.

"4/ The Contractor shall provide a minimum of two steel-wheeled tandem rollers (T_B), and/or three-wheel (3W) rollers for breakdown, except one of the (T_B) or (3W) rollers shall be 84 inches (2.14 m) wide and a weight of 315 pound per linear inch (PLI) (5.63 kg/mm) and one of the (T_B) or (3W) rollers can be substituted for an oscillatory roller (O_T). T_F rollers shall be a minimum of 280 lb/in. (50 N/mm). The 3W and T_B rollers shall be operated at a uniform speed not to exceed 3 mph (5 km/h), with the drive roll for T_B rollers nearest the paver and maintain an effective rolling distance of not more than 150 ft (45 m) behind the paver."

Add the following after the fourth paragraph of Article 406.13 (b):

"The plan quantities of SMA mixtures shall be adjusted using the actual approved binder and surface Mix Design's G_{mb}."

Revise first paragraph of Article 1030.10 of the Standard Specifications to read:

"A test strip of 300 ton (275 metric tons), except for SMA mixtures it will be 400 ton (363 metric ton), will be required for each mixture on each contract at the beginning of HMA production for each construction year according to the Manual of Test Procedures for Materials "Hot Mix Asphalt Test Strip Procedures". At the request of the Producer, the Engineer may waive the test strip if previous construction during the current construction year has demonstrated the constructability of the mix using Department test results."

Revise third paragraph of Article 1030.10 of the Standard Specifications to read:

"When a test strip is constructed, the Contractor shall collect and split the mixture according to the document "Hot-Mix Asphalt Test Strip Procedures". The Engineer, or a representative, shall deliver split sample to the District Laboratory for verification testing. The Contractor shall complete mixture tests stated in Article 1030.09(a). Mixture sampled shall include enough material for the Department to conduct mixture tests detailed in Article 1030.09(a) and in the document "Hot-Mix Asphalt Mixture Design Verification Procedure" Section 3.3. The mixture test results shall meet the requirements of Articles 1030.05(b) and 1030.05(d), except Hamburg wheel tests will only be conducted on High ESAL mixtures during production."

5. Hot-Mix Asphalt – Mixture Design Verification and Production (D-1)

Effective: January 1, 2019
Revised: December 1, 2021

Add to Article 1030.05 (d)(3) of the Standard Specifications to read:

" During mixture design, prepared samples shall be submitted to the District laboratory by the Contractor for verification testing. The required testing, and number and size of prepared samples submitted, shall be according to the following tables.

High ESAL – Required Samples for Verification Testing

Mixture	Hamburg Wheel and I-FIT Testing 1/ 2/
Binder	total of 3 - 160 mm tall bricks
Surface	total of 4 - 160 mm tall bricks

Low ESAL – Required Samples for Verification Testing	
Mixture	I-FIT Testing 1/ 2/
Binder	1 - 160 mm tall brick
Surface	2 - 160 mm tall bricks

1/ The compacted gyratory bricks for Hamburg wheel and I-FIT testing shall be 7.5 ± 0.5 percent air voids.

2/ If the Contractor does not possess the equipment to prepare the 160 mm tall brick(s), twice as many 115 mm tall compacted gyratory bricks will be acceptable.

Revise the fourth paragraph of Article 1030.10 of the Standard Specifications to read:

"When a test strip is not required, each HMA mixture shall still be sampled on the first day of production: I-FIT and Hamburg wheel testing for High ESAL; I-FIT testing for Low ESAL. Within two working days after sampling the mixture, the Contractor shall deliver gyratory cylinders to the District laboratory for Department verification testing. The High ESAL mixture test results shall meet the requirements of Articles 1030.05(d)(3) and 1030.05(d)(4). The Low ESAL mixture test results shall meet the requirements of Article 1030.05(d)(4). The required number and size of prepared samples submitted for the Hamburg wheel and I-FIT testing shall be according to the "High ESAL - Required Samples for Verification Testing" table in Article 1030.05(d)(3) above."

Add the following to the end of Article 1030.10 of the Standard Specifications to read:

"Mixture sampled during first day of production shall include approximately 60 lb (27 kg) of additional material for the Department to conduct Hamburg wheel testing and approximately 80 lb (36 kg) of additional material for the Department to conduct I-FIT testing. Within two working days after sampling, the Contractor shall deliver prepared samples to the District laboratory for verification testing. The required number and size of prepared samples submitted for the Hamburg wheel and I-FIT testing shall be according to the "High ESAL - Required Samples for Verification Testing" table in Article 1030.05(d)(3) above."

BDE SPECIAL PROVISIONS
For the January 16 and February 27, 2026 Lettings

The following special provisions indicated by a “check mark” are applicable to this contract and will be included by the Project Coordination and Implementation Section of the Bureau of Design & Environment (BDE).

	File Name	#		Special Provision Title	Effective	Revised
	80099	1	☐	Accessible Pedestrian Signals (APS)	April 1, 2003	Jan. 1, 2022
	80274	2	☐	Aggregate Subgrade Improvement	April 1, 2012	April 1, 2022
	80192	3	☐	Automated Flagger Assistance Devices	Jan. 1, 2008	April 1, 2023
	80173	4	☐	Bituminous Materials Cost Adjustments	Nov. 2, 2006	Aug. 1, 2017
	80426	5	☐	Bituminous Surface Treatment with Fog Seal	Jan. 1, 2020	Jan. 1, 2022
	80475	6	☐	Bridge Deck Concrete Overlays	Jan. 1, 2026	
*	80241	7	☐	Bridge Demolition Debris	July 1, 2009	
*	5053I	8	☐	Building Removal	Sept. 1, 1990	Aug. 1, 2022
*	5026I	9	☐	Building Removal with Asbestos Abatement	Sept. 1, 1990	Aug. 1, 2022
	80460	10	☐	Cement, Finely Divided Minerals, Admixtures, Concrete, and Mortar	Jan. 1, 2025	Jan. 1, 2026
	80384	11	☑	Compensable Delay Costs	June 2, 2017	April 1, 2019
*	80198	12	☐	Completion Date (via calendar days)	April 1, 2008	
*	80199	13	☐	Completion Date (via calendar days) Plus Working Days	April 1, 2008	
	80461	14	☐	Concrete Barrier	Jan. 1, 2025	
	80453	15	☐	Concrete Sealer	Nov. 1, 2023	
	80261	16	☑	Construction Air Quality – Diesel Retrofit	June 1, 2010	Jan. 1, 2025
	80476	17	☐	Deck Slab Repair	Jan. 1, 2026	
*	80029	18	☐	Disadvantaged Business Enterprise Participation	Sept. 1, 2000	Jan. 2, 2025
	80467	19	☐	Erosion Control Blanket	Aug. 1, 2025	
	80229	20	☐	Fuel Cost Adjustment	April 1, 2009	Aug. 1, 2017
	80452	21	☐	Full Lane Sealant Waterproofing System	Nov. 1, 2023	
	80433	22	☐	Green Preformed Thermoplastic Pavement Markings	Jan. 1, 2021	Jan. 1, 2022
	80471	23	☐	Guardrail	Nov. 1, 2025	
	80472	24	☐	High Friction Surface Treatment	Nov. 1, 2025	
	80456	25	☐	Hot-Mix Asphalt	Jan. 1, 2024	Jan. 1, 2026
	80446	26	☐	Hot-Mix Asphalt - Longitudinal Joint Sealant	Nov. 1, 2022	Aug. 1, 2023
	80438	27	☐	Illinois Works Apprenticeship Initiative – State Funded Contracts	June 2, 2021	April 2, 2024
	80477	28	☐	Longitudinal Tining	Jan. 1, 2026	
	80450	29	☐	Mechanically Stabilized Earth Retaining Walls	Aug. 1, 2023	Aug. 1, 2025
	80478	30	☐	Modified Longitudinal Construction Joint	Jan. 1, 2026	
	80464	31	☐	Pavement Marking	April. 1, 2025	Nov. 1, 2025
	80468	32	☐	Pavement Patching	Aug. 1, 2025	
	80441	33	☐	Performance Graded Asphalt Binder	Jan. 1, 2023	
	80459	34	☐	Preformed Plastic Pavement Marking	June 2, 2024	
*	3426I	35	☐	Railroad Protective Liability Insurance	Dec. 1, 1986	Jan. 1, 2022
	80473	36	☐	Raised Reflective Pavement Markers	Nov. 1, 2025	
	80455	37	☐	Removal and Disposal of Regulated Substances	Jan. 1, 2024	April 1, 2024
	80474	38	☐	Residential Driveway Temporary Signal	Nov. 1, 2025	
	80445	39	☐	Seeding	Nov. 1, 2022	
	80457	40	☐	Short Term and Temporary Pavement Markings	April 1, 2024	April 2, 2024
	80462	41	☐	Sign Panels and Appurtenances	Jan. 1, 2025	Jan. 1, 2026
	80479	42	☐	Sinusoidal Rumble Strips	Jan. 1, 2026	
	80469	43	☐	Slope Wall	Aug. 1, 2025	
	80448	44	☐	Source of Supply and Quality Requirements	Jan. 2, 2023	Jan. 1, 2026
	80340	45	☐	Speed Display Trailer	April 2, 2014	Jan. 1, 2022
	80127	46	☐	Steel Cost Adjustment	April 2, 2004	Nov. 1, 2025
	80480	47	☐	Structural Repair of Concrete	Jan. 1, 2026	
	80397	48	☐	Subcontractor and DBE Payment Reporting	April 2, 2018	
	80391	49	☑	Subcontractor Mobilization Payments	Nov. 2, 2017	April 1, 2019
	80463	50	☐	Submission of Bidders List Information	Jan. 2, 2025	Mar. 2, 2025
	80437	51	☐	Submission of Payroll Records	April 1, 2021	Nov. 2, 2023

	80435	52	☐	Surface Testing of Pavements – IRI	Jan. 1, 2021	Jan. 1, 2023
	80465	53	☐	Surveying Services	April 1, 2025	
	80481	54	☐	Temporary Concrete Barrier	Jan. 1, 2026	
	80466	55	☐	Temporary Rumble Strips	April 1, 2025	
	80470	56	☐	Traffic Signal Backplate	Aug. 1, 2025	
*	20338	57	☐	Training Special Provisions	Oct. 15, 1975	Sept. 2, 2021
	80429	58	☐	Ultra-Thin Bonded Wearing Course	April 1, 2020	Jan. 1, 2022
	80439	59	☑	Vehicle and Equipment Warning Lights	Nov. 1, 2021	Nov. 1, 2022
	80458	60	☐	Waterproofing Membrane System	Aug. 1, 2024	
	80302	61	☐	Weekly DBE Trucking Reports	June 2, 2012	Jan. 2, 2025
	80454	62	☐	Wood Sign Support	Nov. 1, 2023	
	80427	63	☑	Work Zone Traffic Control Devices	Mar. 2, 2020	Jan. 1, 2026
*	80071	64	☐	Working Days	Jan. 1, 2002	

Highlighted items indicate a new or revised special provision for the letting.

An * indicates the special provision requires additional information from the designer, which needs to be submitted separately. The Project Coordination and Implementation Section will then include the information in the applicable special provision.

The following special provisions are in the 2026 Supplemental Specifications and Recurring Special Provisions.

File Name	Special Provision Title	New Location(s)	Effective	Revised
80447	Grading and Shaping Ditches	Articles 214.03 & 214.04	Jan. 1, 2023	

COMPENSABLE DELAY COSTS (BDE)

Effective: June 2, 2017
Revised: April 1, 2019

Revise Article 107.40(b) of the Standard Specifications to read:

"(b) Compensation. Compensation will not be allowed for delays, inconveniences, or damages sustained by the Contractor from conflicts with facilities not meeting the above definition; or if a conflict with a utility in an unanticipated location does not cause a shutdown of the work or a documentable reduction in the rate of progress exceeding the limits set herein. The provisions of Article 104.03 notwithstanding, compensation for delays caused by a utility in an unanticipated location will be paid according to the provisions of this Article governing minor and major delays or reduced rate of production which are defined as follows.

(1) Minor Delay. A minor delay occurs when the work in conflict with the utility in an unanticipated location is completely stopped for more than two hours, but not to exceed two weeks.

(2) Major Delay. A major delay occurs when the work in conflict with the utility in an unanticipated location is completely stopped for more than two weeks.

(3) Reduced Rate of Production Delay. A reduced rate of production delay occurs when the rate of production on the work in conflict with the utility in an unanticipated location decreases by more than 25 percent and lasts longer than seven calendar days."

Revise Article 107.40(c) of the Standard Specifications to read:

"(c) Payment. Payment for Minor, Major, and Reduced Rate of Production Delays will be made as follows.

(1) Minor Delay. Labor idled which cannot be used on other work will be paid for according to Article 109.04(b)(1) and (2) for the time between start of the delay and the minimum remaining hours in the work shift required by the prevailing practice in the area.

Equipment idled which cannot be used on other work, and which is authorized to standby on the project site by the Engineer, will be paid for according to Article 109.04(b)(4).

(2) Major Delay. Labor will be the same as for a minor delay.

Equipment will be the same as for a minor delay, except Contractor-owned equipment will be limited to two weeks plus the cost of move-out to either the

Contractor's yard or another job and the cost to re-mobilize, whichever is less. Rental equipment may be paid for longer than two weeks provided the Contractor presents adequate support to the Department (including lease agreement) to show retaining equipment on the job is the most economical course to follow and in the public interest.

(3) Reduced Rate of Production Delay. The Contractor will be compensated for the reduced productivity for labor and equipment time in excess of the 25 percent threshold for that portion of the delay in excess of seven calendar days. Determination of compensation will be in accordance with Article 104.02, except labor and material additives will not be permitted.

Payment for escalated material costs, escalated labor costs, extended project overhead, and extended traffic control will be determined according to Article 109.13."

Revise Article 108.04(b) of the Standard Specifications to read:

"(b) No working day will be charged under the following conditions.

(1) When adverse weather prevents work on the controlling item.

(2) When job conditions due to recent weather prevent work on the controlling item.

(3) When conduct or lack of conduct by the Department or its consultants, representatives, officers, agents, or employees; delay by the Department in making the site available; or delay in furnishing any items required to be furnished to the Contractor by the Department prevents work on the controlling item.

(4) When delays caused by utility or railroad adjustments prevent work on the controlling item.

(5) When strikes, lock-outs, extraordinary delays in transportation, or inability to procure critical materials prevent work on the controlling item, as long as these delays are not due to any fault of the Contractor.

(6) When any condition over which the Contractor has no control prevents work on the controlling item."

Revise Article 109.09(f) of the Standard Specifications to read:

"(f) Basis of Payment. After resolution of a claim in favor of the Contractor, any adjustment in time required for the work will be made according to Section 108. Any adjustment in the costs to be paid will be made for direct labor, direct materials, direct equipment, direct jobsite overhead, direct offsite overhead, and other direct costs allowed by the resolution. Adjustments in costs will not be made for interest charges, loss of anticipated profit, undocumented loss of efficiency, home office overhead and unabsorbed overhead

other than as allowed by Article 109.13, lost opportunity, preparation of claim expenses and other consequential indirect costs regardless of method of calculation.

The above Basis of Payment is an essential element of the contract and the claim cost recovery of the Contractor shall be so limited."

Add the following to Section 109 of the Standard Specifications.

"**109.13 Payment for Contract Delay.** Compensation for escalated material costs, escalated labor costs, extended project overhead, and extended traffic control will be allowed when such costs result from a delay meeting the criteria in the following table.

Contract Type	Cause of Delay	Length of Delay
Working Days	Article 108.04(b)(3) or Article 108.04(b)(4)	No working days have been charged for two consecutive weeks.
Completion Date	Article 108.08(b)(1) or Article 108.08(b)(7)	The Contractor has been granted a minimum two week extension of contract time, according to Article 108.08.

Payment for each of the various costs will be according to the following.

(a) Escalated Material and/or Labor Costs. When the delay causes work, which would have otherwise been completed, to be done after material and/or labor costs have increased, such increases will be paid. Payment for escalated material costs will be limited to the increased costs substantiated by documentation furnished by the Contractor. Payment for escalated labor costs will be limited to those items in Article 109.04(b)(1) and (2), except the 35 percent and 10 percent additives will not be permitted.

(b) Extended Project Overhead. For the duration of the delay, payment for extended project overhead will be paid as follows.

(1) Direct Jobsite and Offsite Overhead. Payment for documented direct jobsite overhead and documented direct offsite overhead, including onsite supervisory and administrative personnel, will be allowed according to the following table.

Original Contract Amount	Supervisory and Administrative Personnel
Up to $5,000,000	One Project Superintendent
Over $ 5,000,000 - up to $25,000,000	One Project Manager, One Project Superintendent or Engineer, and One Clerk
Over $25,000,000 - up to $50,000,000	One Project Manager, One Project Superintendent, One Engineer, and

	One Clerk
Over $50,000,000	One Project Manager, Two Project Superintendents, One Engineer, and One Clerk

(2) Home Office and Unabsorbed Overhead. Payment for home office and unabsorbed overhead will be calculated as 8 percent of the total delay cost.

(c) Extended Traffic Control. Traffic control required for an extended period of time due to the delay will be paid for according to Article 109.04.

When an extended traffic control adjustment is paid under this provision, an adjusted unit price as provided for in Article 701.20(a) for increase or decrease in the value of work by more than ten percent will not be paid.

Upon payment for a contract delay under this provision, the Contractor shall assign subrogation rights to the Department for the Department's efforts of recovery from any other party for monies paid by the Department as a result of any claim under this provision. The Contractor shall fully cooperate with the Department in its efforts to recover from another party any money paid to the Contractor for delay damages under this provision."

80384

CONSTRUCTION AIR QUALITY – DIESEL RETROFIT (BDE)

Effective: June 1, 2010
Revised: January 1, 2025

The reduction of emissions of particulate matter (PM) for off-road equipment shall be accomplished by installing retrofit emission control devices. The term "equipment" refers to diesel fuel powered devices rated at 50 hp and above, to be used on the jobsite in excess of seven calendar days over the course of the construction period on the jobsite (including rental equipment).

Contractor and subcontractor diesel powered off-road equipment assigned to the contract shall be retrofitted according to the table below.

Horsepower Range	Model Year and Older
50-99	2003
100-299	2002
300-599	2000
600-749	2001
750 and up	2005

The retrofit emission control devices shall achieve a minimum PM emission reduction of 50 percent and shall be:

a) Included on the U.S. Environmental Protection Agency (USEPA) *Verified Retrofit Technology List* (https://www.epa.gov/verified-diesel-tech/verified-technologies-list-clean-diesel), or verified by the California Air Resources Board (CARB) (http://www.arb.ca.gov/diesel/verdev/vt/cvt.htm); or

b) Retrofitted with a non-verified diesel retrofit emission control device if verified retrofit emission control devices are not available for equipment proposed to be used on the project, and if the Contractor has obtained a performance certification from the retrofit device manufacturer that the emission control device provides a minimum PM emission reduction of 50 percent.

Note: Large cranes (Crawler mounted cranes) which are responsible for critical lift operations are exempt from installing retrofit emission control devices if such devices adversely affect equipment operation.

Diesel powered off-road equipment with engine ratings of 50 hp and above, which are unable to be retrofitted with verified emission control devices or if performance certifications are not available which will achieve a minimum 50 percent PM reduction, may be granted a waiver by the Department if documentation is provided showing good faith efforts were made by the Contractor to retrofit the equipment.

Construction shall not proceed until the Contractor submits a certified list of the diesel powered off-road equipment that will be used, and as necessary, retrofitted with emission control devices. The list(s) shall include (1) the equipment number, type, make, Contractor/rental company name; and (2) the emission control devices make, model, USEPA or CARB verification number, or performance certification from the retrofit device manufacturer. Equipment reported as fitted with emissions control devices shall be made available to the Engineer for visual inspection of the device installation, prior to being used on the jobsite.

The Contractor shall submit an updated list of retrofitted off-road construction equipment as retrofitted equipment changes or comes on to the jobsite. The addition or deletion of any diesel powered equipment shall be included on the updated list.

If any diesel powered off-road equipment is found to be in non-compliance with any portion of this special provision, the Engineer will issue the Contractor a diesel retrofit deficiency deduction.

Any costs associated with retrofitting any diesel powered off-road equipment with emission control devices shall be considered as included in the contract unit prices bid for the various items of work involved and no additional compensation will be allowed. The Contractor's compliance with this notice and any associated regulations shall not be grounds for a claim.

Diesel Retrofit Deficiency Deduction

When the Engineer determines that a diesel retrofit deficiency exists, a daily monetary deduction will be imposed for each calendar day or fraction thereof the deficiency continues to exist. The calendar day(s) will begin when the time period for correction is exceeded and end with the Engineer's written acceptance of the correction. The daily monetary deduction will be $1,000.00 for each deficiency identified.

The deficiency will be based on lack of diesel retrofit emissions control.

If a Contractor accumulates three diesel retrofit deficiency deductions for the same piece of equipment in a contract period, the Contractor will be shutdown until the deficiency is corrected. Such a shutdown will not be grounds for any extension of the contract time, waiver of penalties, or be grounds for any claim.

80261

SUBCONTRACTOR MOBILIZATION PAYMENTS (BDE)

Effective: November 2, 2017
Revised: April 1, 2019

Replace the second paragraph of Article 109.12 of the Standard Specifications with the following:

"This mobilization payment shall be made at least seven days prior to the subcontractor starting work. The amount paid shall be at the following percentage of the amount of the subcontract reported on form BC 260A submitted for the approval of the subcontractor's work.

Value of Subcontract Reported on Form BC 260A	Mobilization Percentage
Less than $10,000	25%
$10,000 to less than $20,000	20%
$20,000 to less than $40,000	18%
$40,000 to less than $60,000	16%
$60,000 to less than $80,000	14%
$80,000 to less than $100,000	12%
$100,000 to less than $250,000	10%
$250,000 to less than $500,000	9%
$500,000 to $750,000	8%
Over $750,000	7%"

80391

VEHICLE AND EQUIPMENT WARNING LIGHTS (BDE)

Effective: November 1, 2021
Revised: November 1, 2022

Add the following paragraph after the first paragraph of Article 701.08 of the Standard Specifications:

"The Contractor shall equip all vehicles and equipment with high-intensity oscillating, rotating, or flashing, amber or amber-and-white, warning lights which are visible from all directions. In accordance with 625 ILCS 5/12-215, the lights may only be in operation while the vehicle or equipment is engaged in construction operations."

80439

WORK ZONE TRAFFIC CONTROL DEVICES (BDE)

Effective: March 2, 2020
Revised: January 1, 2026

Add the following to Article 701.03 of the Standard Specifications:

"(q) Temporary Sign Supports ..... 1106.02"

Revise Article 701.03(p) of the Standard Specifications to read:

"(p) Detectable Pedestrian Channelizing Barricades ..... 1106.02(m)"

Revise the third paragraph of Article 701.14 of the Standard Specifications to read:

"For temporary sign supports, the Contractor shall provide a FHWA eligibility letter for each device used on the contract. The letter shall provide information for the set-up and use of the device as well as a detailed drawing of the device. The signs shall be supported within 20 degrees of vertical. Weights used to stabilize signs shall be attached to the sign support per the manufacturer's specifications."

Revise the first paragraph of Article 701.15 of the Standard Specifications to read:

"**701.15 Traffic Control Devices.** For devices that must meet crashworthiness standards, the Contractor shall provide a manufacturer's self-certification or a FHWA eligibility letter for each Category 1 device and a FHWA eligibility letter for each Category 2 and Category 3 device used on the contract. The self-certification or letter shall provide information for the set-up and use of the device as well as a detailed drawing of the device."

Revise the first six paragraphs of Article 1106.02 of the Standard Specifications to read:

"**1106.02 Devices.** Work zone traffic control devices and combinations of devices shall meet crashworthiness standards for their respective categories. The categories are as follows.

Category 1 includes small, lightweight, channelizing and delineating devices that have been in common use for many years and are known to be crashworthy by crash testing of similar devices or years of demonstrable safe performance. These include cones, tubular markers, plastic drums, and delineators, with no attachments (e.g. lights). Category 1 devices shall be MASH compliant.

Category 2 includes devices that are not expected to produce significant vehicular velocity change but may otherwise be hazardous. These include vertical panels with lights, barricades, temporary sign supports, and Category 1 devices with attachments (e.g. drums with lights). Category 2 devices shall be MASH compliant.

Category 3 includes devices that are expected to cause significant velocity changes or other potentially harmful reactions to impacting vehicles. These include crash cushions (impact attenuators), truck mounted attenuators, and other devices not meeting the definitions of Category 1 or 2. Category 3 devices manufactured after December 31, 2019 shall be MASH compliant. Category 3 devices manufactured on or before December 31, 2019, and compliant with NCHRP 350, may be used on contracts let before December 31, 2029. Category 3 devices shall be crash tested for Test Level 3 or the test level specified.

Category 4 includes portable or trailer-mounted devices such as sign supports, speed feedback displays, arrow boards, changeable message signs, temporary traffic signals, and area lighting supports. It is preferable for Category 4 devices manufactured after December 31, 2019 to be MASH-16 compliant; however, there are currently no crash tested devices in this category, so it remains exempt from the NCHRP 350 or MASH compliance requirement.

For each type of device, when no more than one MASH compliant is available, an NCHRP 350 compliant device may be used, even if manufactured after December 31, 2019."

Revise the first paragraph of Section 1106.02(a) of the Standard Specifications to read:

"(a) Lights. Lights shall meet the requirements of Chapter 13 of the "Equipment and Materials Standards of the Institute of Transportation Engineers," 1998, Institute of Transportation Engineers, and shall be visible on a clear night from a distance of 3000 ft (900 m). Lights are classified as follows."

Revise Articles 1106.02(g), 1106.02(k), 1106.02(l), and 1106.02(m) of the Standard Specifications to read:

"(g) Truck Mounted/Trailer Mounted Attenuators. The attenuator shall be approved for use at Test Level 3. Test Level 2 may be used for normal posted speeds less than or equal to 45 mph.

(k) Temporary Water Filled Barrier. The water filled barrier shall be a lightweight plastic shell designed to accept water ballast and be on the Department's qualified product list.

Shop drawings shall be furnished by the manufacturer and shall indicate the deflection of the barrier as determined by acceptance testing; the configuration of the barrier in that test; and the vehicle weight, velocity, and angle of impact of the deflection test. The Engineer shall be provided one copy of the shop drawings.

(l) Movable Traffic Barrier. The movable traffic barrier shall be on the Department's qualified product list.

Shop drawings shall be furnished by the manufacturer and shall indicate the deflection of the barrier as determined by acceptance testing; the configuration of the barrier in that test; and the vehicle weight, velocity, and angle of impact of the deflection test. The

Engineer shall be provided one copy of the shop drawings. The barrier shall be capable of being moved on and off the roadway on a daily basis.

(m) Detectable Pedestrian Channelizing Barricades. The top panel or handrail shall be continuous and there should be at least a 2 in. (50 mm) gap between the hand trailing edge and its support. When visible to vehicular traffic, the top rail shall have alternating white and orange retroreflective stripes sloping at 45 degrees. The bottom panel shall be continuous and have alternating white and orange retroreflective stripes sloping at 45 degrees. Barricade stripes shall be 6 in. (150 mm) in width. The predominant color for other barricade components shall be white, orange, or silver."

80427

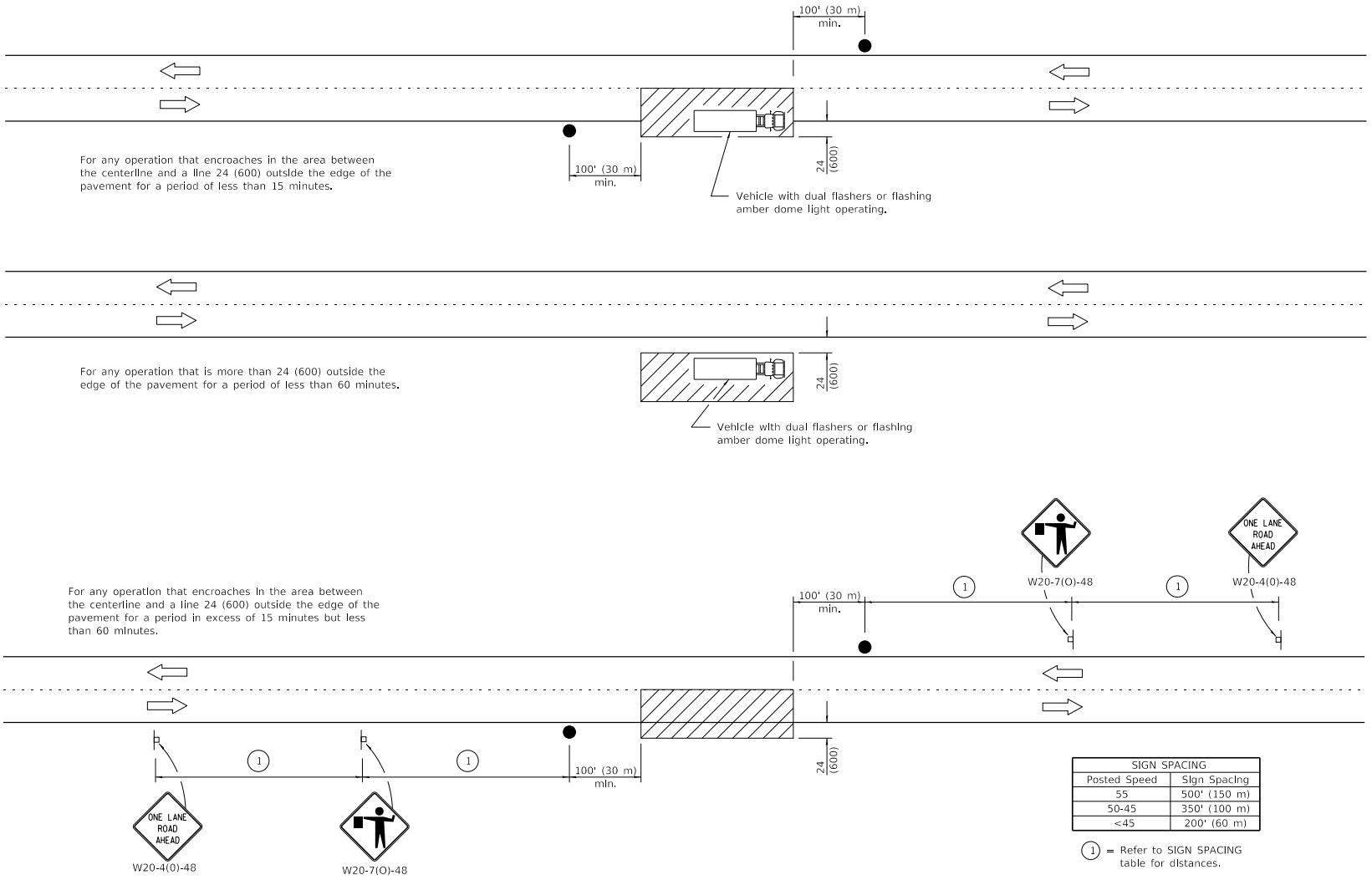

SIGN SPACING	
Posted Speed	Sign Spacing
55	500' (150 m)
50-45	350' (100 m)
<45	200' (60 m)

(1) = Refer to SIGN SPACING table for distances.

TYPICAL APPLICATIONS

Marking patches
Field survey
String line
Utility operations
Cleaning up debris on pavement

SYMBOLS

Work area
Sign on portable or permanent support
Flagger with traffic control sign

All dimensions are in inches (millimeters) unless otherwise shown.

Illinois Department of Transportation

PASSED January 1, 2011
ENGINEER OF SAFETY ENGINEERING

APPROVED January 1, 2011
ENGINEER OF DESIGN AND ENVIRONMENT

ISSUED 1-1-07

DATE	REVISIONS
1-1-11	Revised flagger sign.
1-1-09	Switched units to
	English (metric).

LANE CLOSURE, 2L, 2W, SHORT TIME OPERATIONS

STANDARD 701301-04

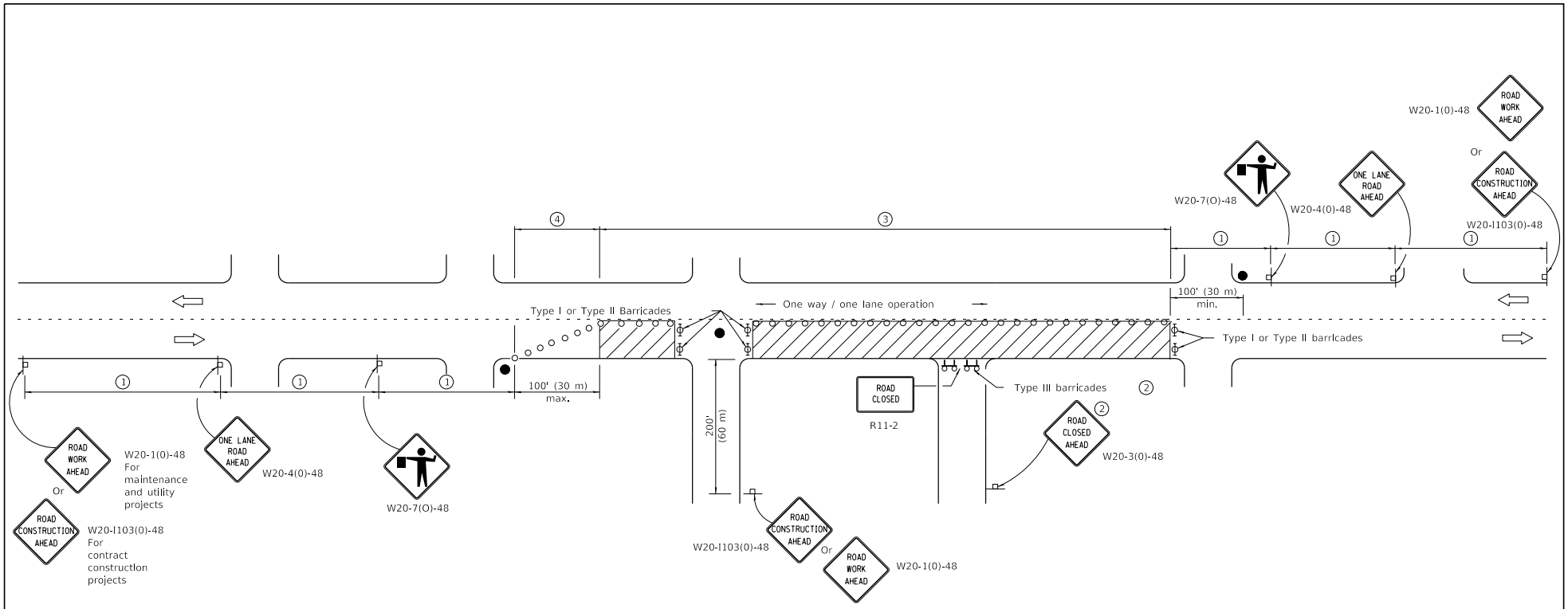

SIGN SPACING	
Posted Speed	Sign Spacing
55	500' (150 m)
50-45	350' (100 m)
<45	200' (60 m)

SYMBOLS

- Work area
- Cone, drum or barricade (not required for moving operations)
- Sign on portable or permanent support
- Flagger with traffic control sign
- Barricade or drum with flashing light
- Type III barricade with flashing lights

(1) Refer to SIGN SPACING TABLE for distances.

(2) For approved sideroad closures.

(3) Cones at 25' (8 m) centers for 250' (75 m). Additional cones may be placed at 50' (15 m) centers. When drums or Type I or Type II barricades are used, the interval between devices may be doubled.

(4) Cones, drums or barricades at 20' (6 m) centers.

GENERAL NOTES

This Standard is used where at any time, day or night, any vehicle, equipment, workers or their activities encroach on the pavement requiring the closure of one traffic lane in an urban area.

All dimensions are in inches (millimeters) unless otherwise shown.

Illinois Department of Transportation

PASSED January 1, 2011
ENGINEER OF SAFETY ENGINEERING

APPROVED January 1, 2011
ENGINEER OF DESIGN AND ENVIRONMENT

ISSUED 1-1-07

DATE	REVISIONS
1-1-11	Revised flagger sign.
1-1-09	Switched units to
	English (metric).
	Corrected sign No.'s.

URBAN LANE CLOSURE, 2L, 2W, UNDIVIDED

STANDARD 701501-06

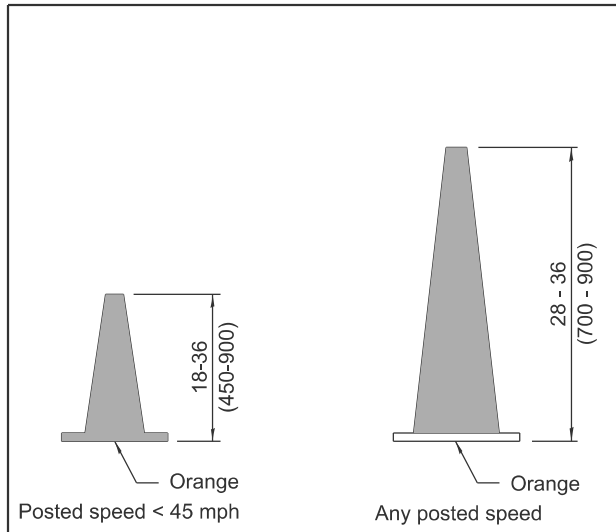

DAYTIME USE

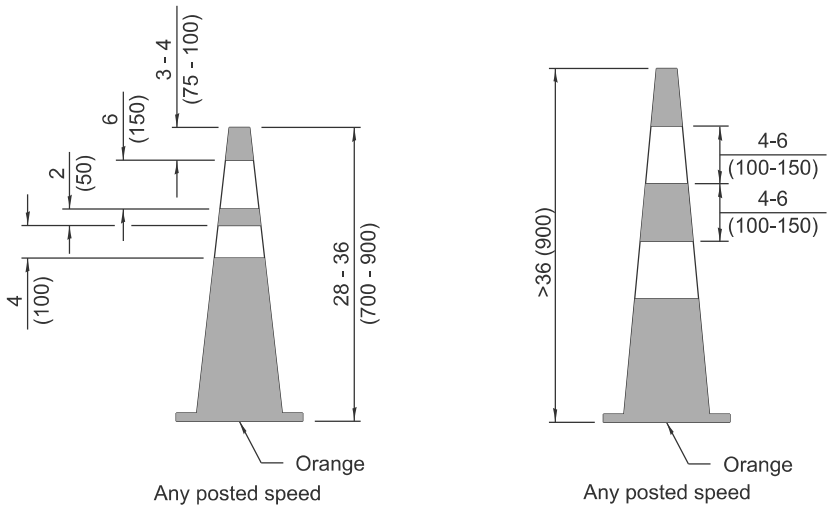

DAY OR NIGHTTIME USE

CONES

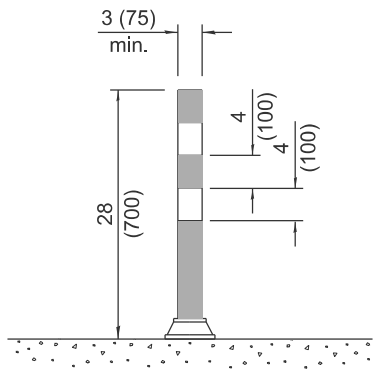

TUBULAR MARKER

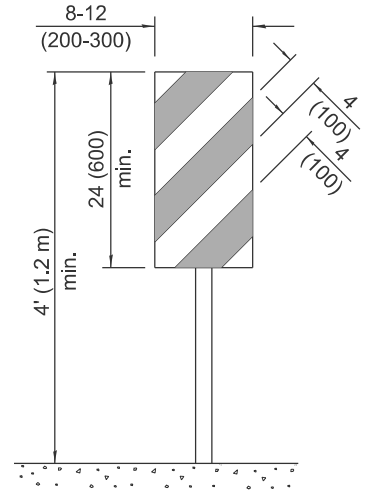

VERTICAL PANEL
POST MOUNTED

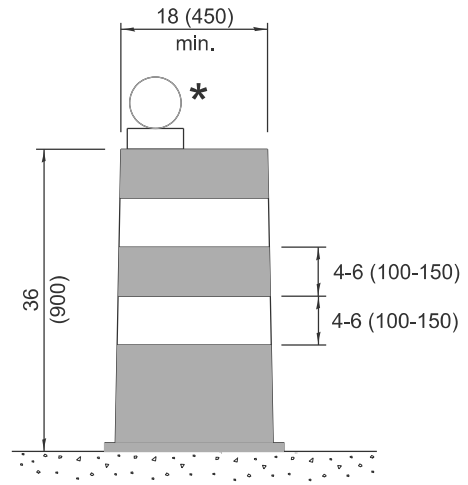

DRUM

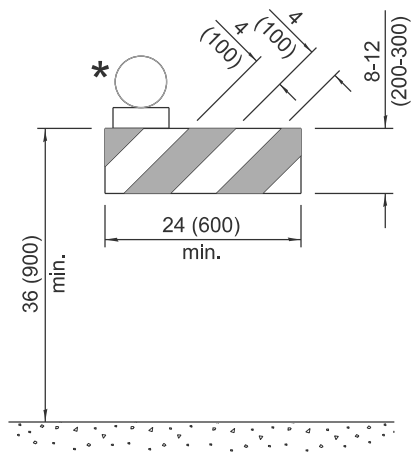

TYPE I BARRICADE

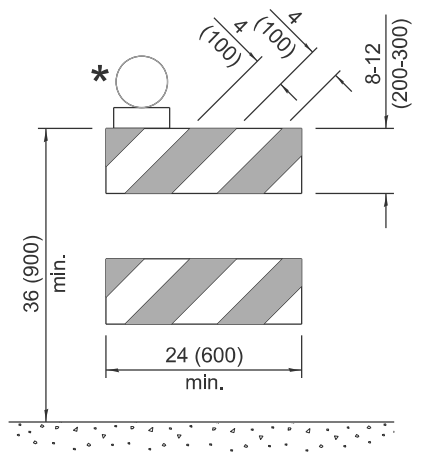

TYPE II BARRICADE

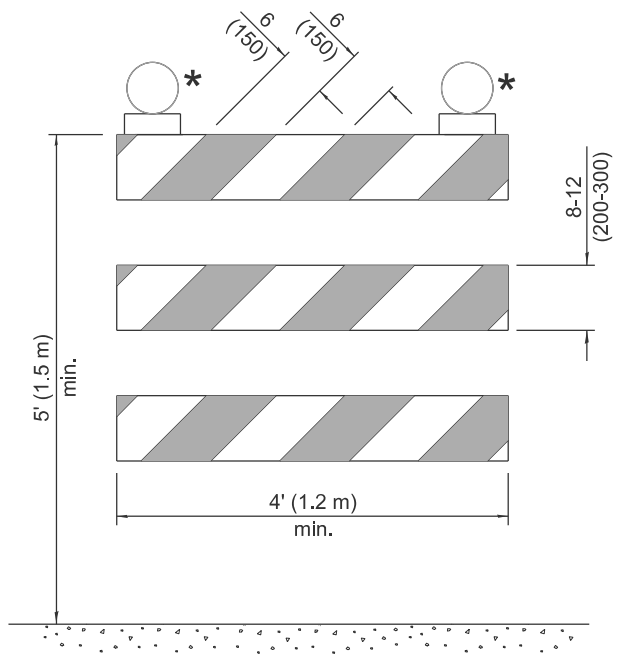

TYPE III BARRICADE

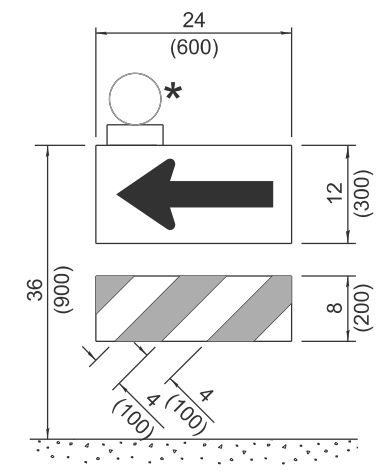

DIRECTION INDICATOR BARRICADE

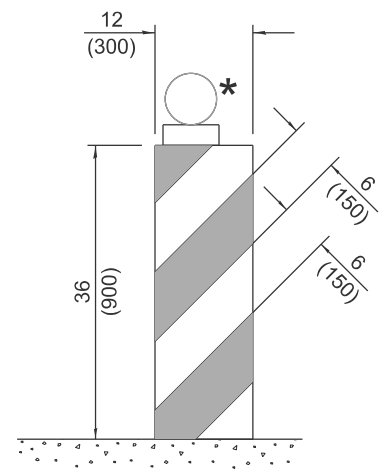

VERTICAL BARRICADE

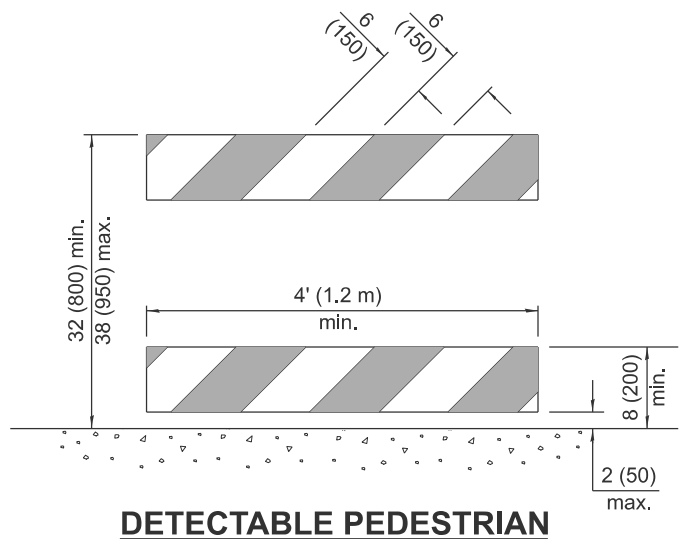

DETECTABLE PEDESTRIAN CHANNELIZING BARRICADE

* Warning lights (if required)

GENERAL NOTES

All heights shown shall be measured above the pavement surface.

All dimensions are in inches (millimeters) unless otherwise shown.

DATE	REVISIONS
1-1-26	Updated Detectable Pedestrian
	Channelizing Barricade (sht. 1) &
	Temporary Rumble Strips
	details (sht. 3)
1-1-25	Updated Temporary Rumble
	Strip Detail (sht. 3).

TRAFFIC CONTROL DEVICES

(Sheet 1 of 3)

STANDARD 701901-11

Illinois Department of Transportation

APPROVED January 1, 2026
ENGINEER OF SAFETY PROG. AND ENGINEERING

APPROVED January 1, 2026
ENGINEER OF DESIGN AND ENVIRONMENT

ISSUED 1-1-13

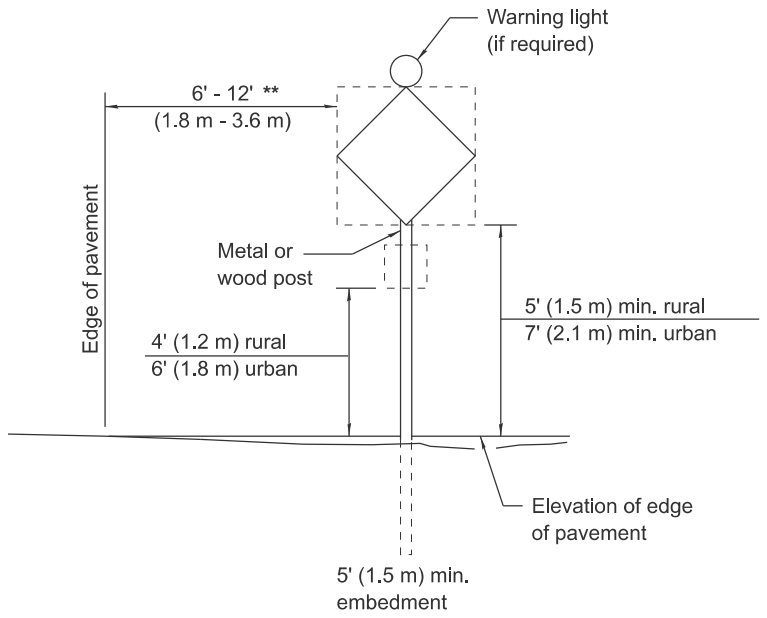

POST MOUNTED SIGNS

** When curb or paved shoulder are present this dimension shall be 24 (600) to the face of curb or 6' (1.8 m) to the outside edge of the paved shoulder.

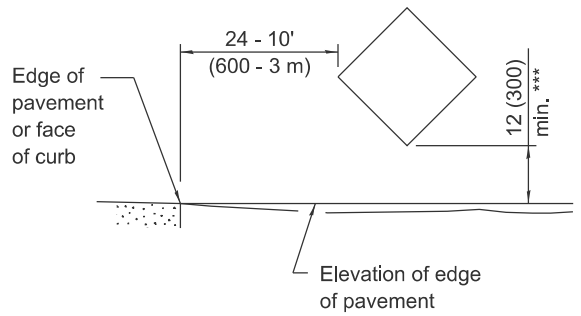

SIGNS ON TEMPORARY SUPPORTS

*** When work operations exceed four days, this dimension shall be 5' (1.5 m) min. If located behind other devices, the height shall be sufficient to be seen completely above the devices.

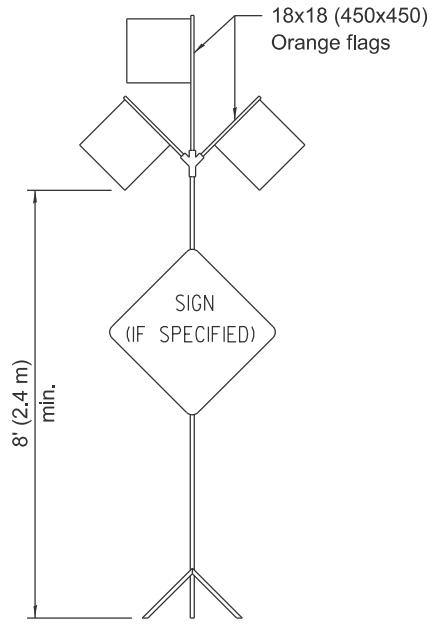

HIGH LEVEL WARNING DEVICE



G20-I104(0)-6036



G20-I105(0)-6024

This signing is required for all projects 2 miles (3200 m) or more in length.

ROAD CONSTRUCTION NEXT X MILES sign shall be placed 500' (150 m) in advance of project limits.

END CONSTRUCTION sign shall be erected at the end of the job unless another job is within 2 miles (3200 m).

Dual sign displays shall be utilized on multi-lane highways.

WORK LIMIT SIGNING



W21-III5(0)-3618

R2-1-3648

R10-I108p-3618 ****



R2-I106p-3618

Sign assembly as shown on Standards or as allowed by District Operations.

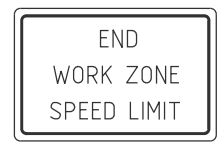

G20-I103-6036

This sign shall be used when the above sign assembly is used.

HIGHWAY CONSTRUCTION SPEED ZONE SIGNS

**** R10-I108p shall only be used along roadways under the juristiction of the State.

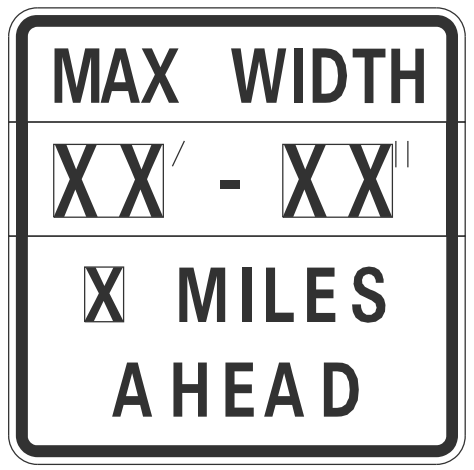

W12-I103-4848

WIDTH RESTRICTION SIGN

XX'-XX" width and X miles are variable.

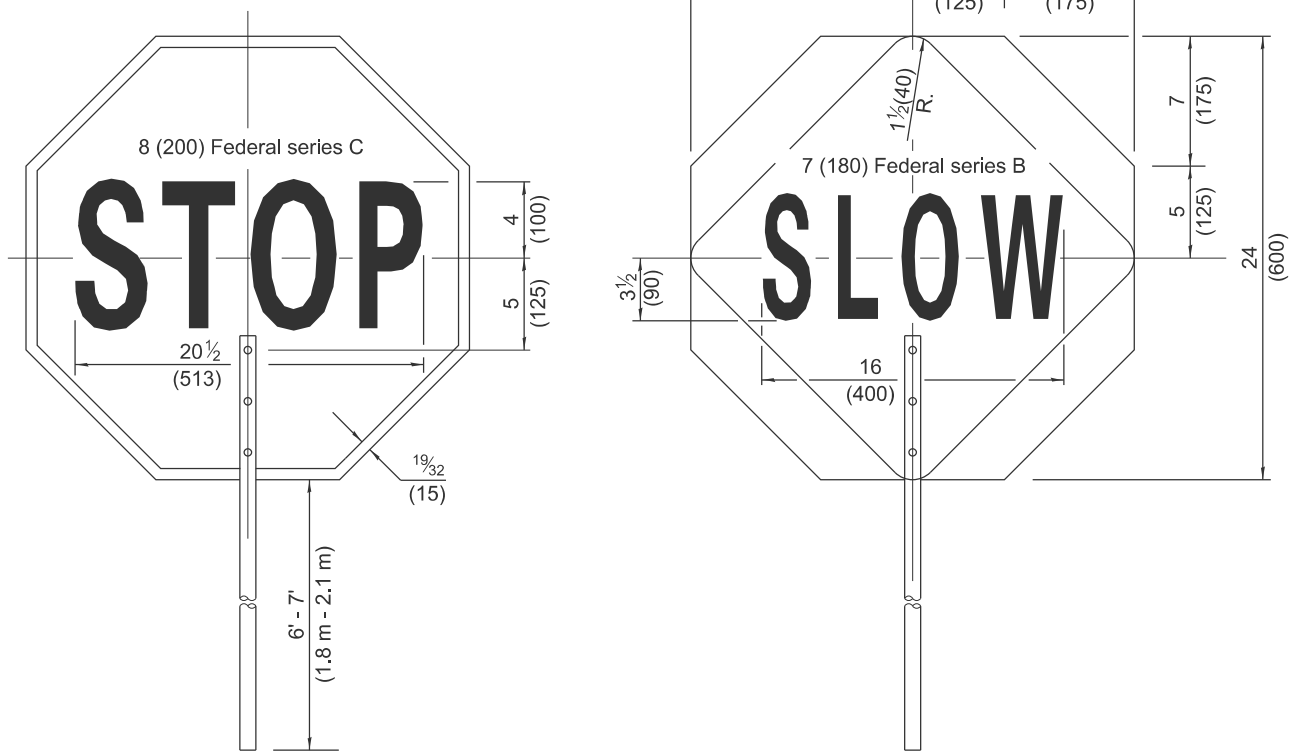

FLAGGER TRAFFIC CONTROL SIGN

Illinois Department of Transportation

APPROVED January 1, 2026
ENGINEER OF SAFETY PROG. AND ENGINEERING

APPROVED January 1, 2026
ENGINEER OF DESIGN AND ENVIRONMENT

ISSUED 1-1-13

TRAFFIC CONTROL DEVICES

(Sheet 2 of 3)

STANDARD 701901-11

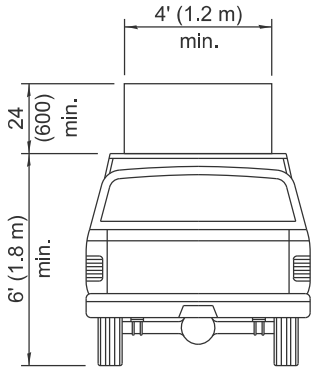

TYPE A ROOF MOUNTED

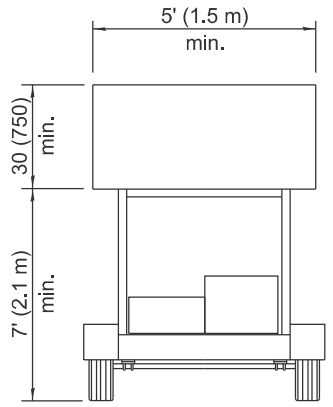

TYPE B ROOF OR TRAILER MOUNTED

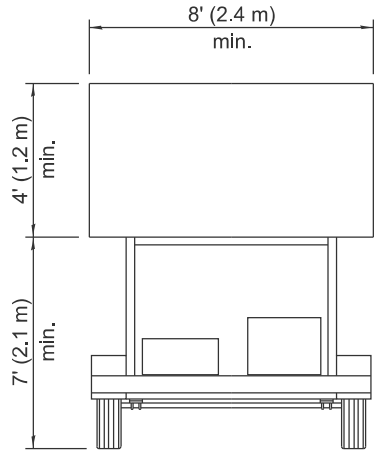

TYPE C TRAILER MOUNTED

ARROW BOARDS

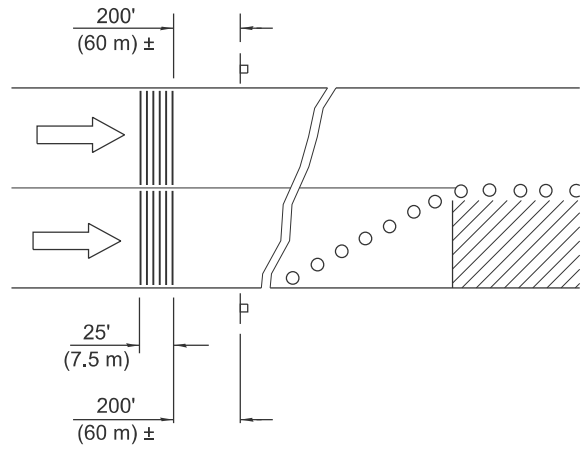

MULTI-LANE HIGHWAYS

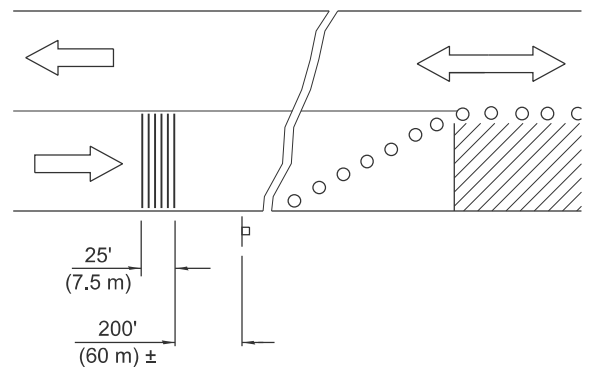

TWO-LANE HIGHWAYS

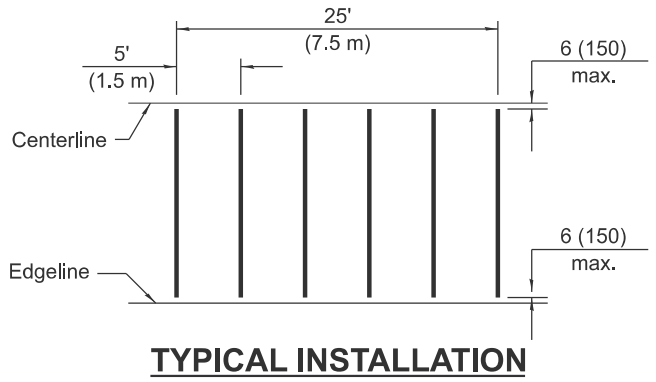

TYPICAL INSTALLATION

TEMPORARY RUMBLE STRIPS

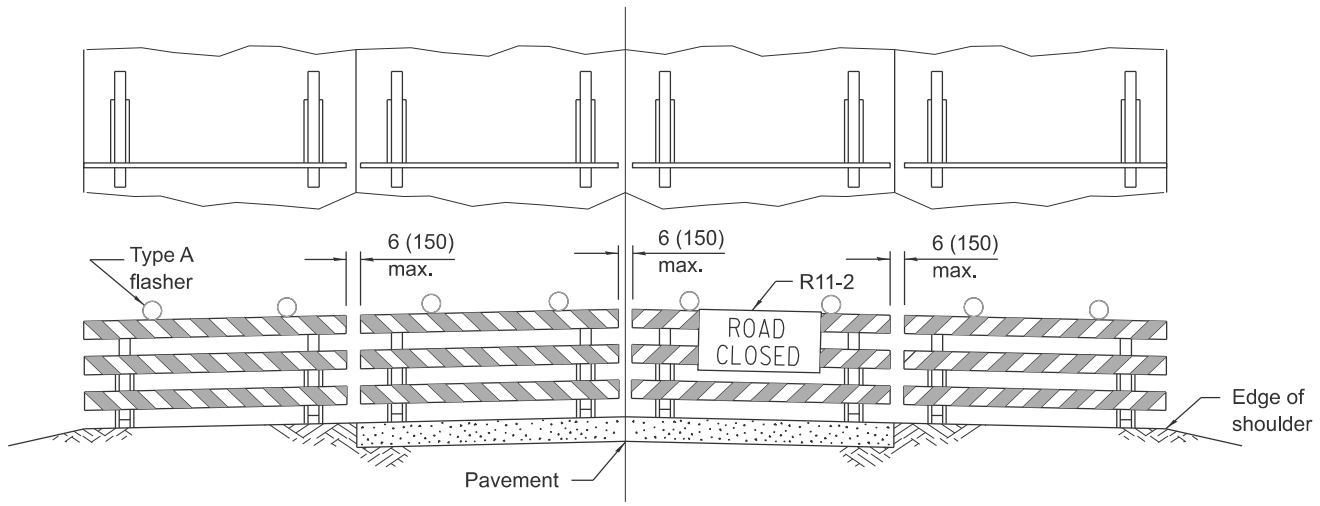

ROAD CLOSED TO ALL TRAFFIC

Reflectorized striping may be omitted on the back side of the barricades.

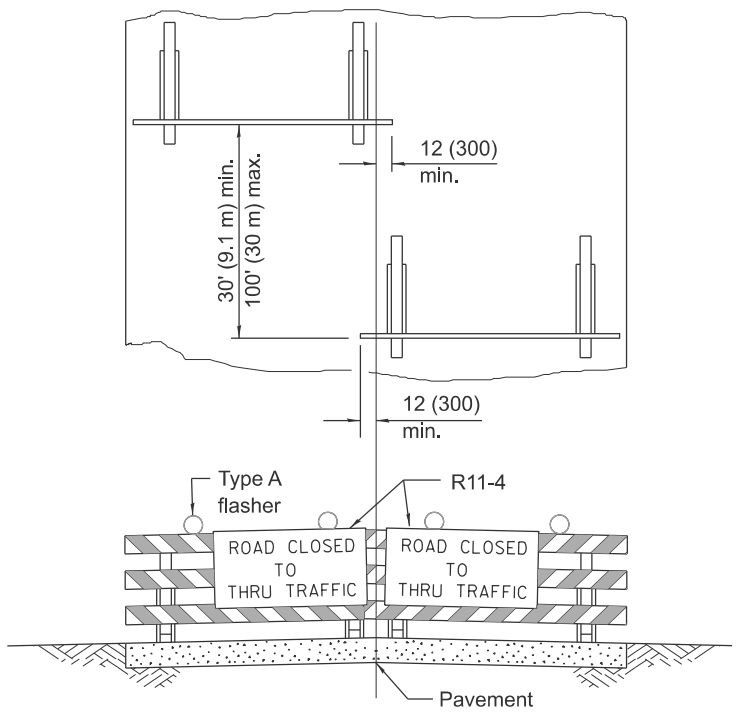

ROAD CLOSED TO THRU TRAFFIC

Reflectorized striping shall appear on both sides of the barricades.

TYPICAL APPLICATIONS OF TYPE III BARRICADES CLOSING A ROAD

If a Type III barricade with an attached sign panel which meets NCHRP 350 or MASH is not available, the sign may be mounted on an NCHRP 350 or MASH temporary sign support directly in front of the barricade.

Illinois Department of Transportation

APPROVED January 1, 2026
ENGINEER OF SAFETY PROG. AND ENGINEERING

APPROVED January 1, 2026
ENGINEER OF DESIGN AND ENVIRONMENT

ISSUED 1-1-13

TRAFFIC CONTROL DEVICES

(Sheet 3 of 3)

STANDARD 701901-11

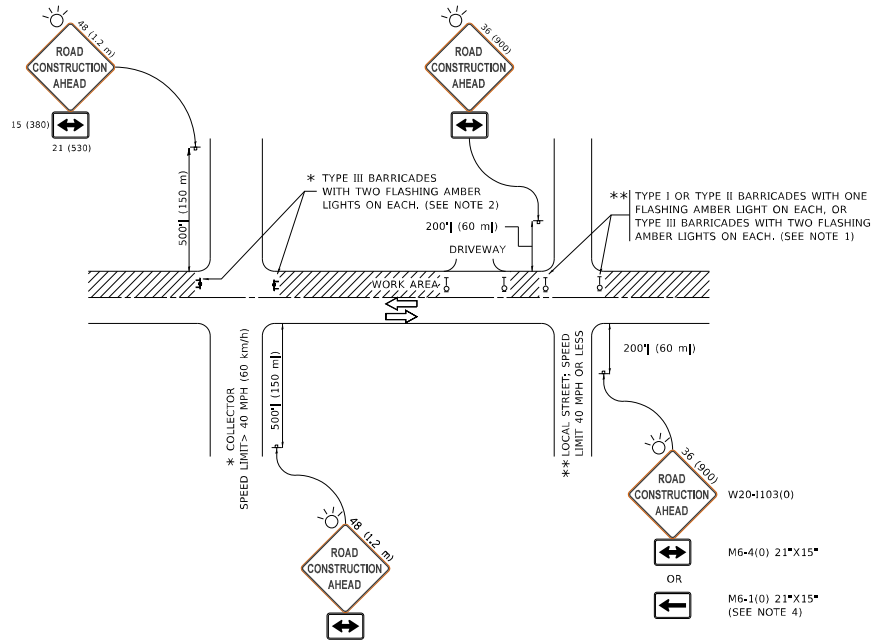

NOTES:

1. SIDE ROAD WITH A SPEED LIMIT OF 40 MPH (60 km/h) OR LESS AS SHOWN ON THE DRAWING AND AS DIRECTED BY THE ENGINEER:
   a) ONE "ROAD CONSTRUCTION AHEAD" SIGN 36 x 36 (900x900) WITH A FLASHER MOUNTED ON IT APPROXIMATELY 200' (60 m) IN ADVANCE OF THE MAIN ROUTE.
   b) THE CLOSED PORTION OF THE MAIN ROUTE SHALL BE PROTECTED BY BLOCKING WITH TYPE I, TYPE II OR TYPE III BARRICADES, 1/3 OF THE CROSS SECTION OF THE CLOSED PORTION.
2. SIDE ROAD WITH A SPEED LIMIT GREATER THAN 40 MPH (60 km/h) AS SHOWN ON THE DRAWING AND AS DIRECTED BY THE ENGINEER:
   a) ONE "ROAD CONSTRUCTION AHEAD" SIGN 48 x 48 (1.2 m x 1.2 m) WITH A FLASHER MOUNTED ON IT APPROXIMATELY 500' (150 m) IN ADVANCE OF THE MAIN ROUTE.
   b) THE CLOSED PORTION OF THE MAIN ROUTE SHALL BE PROTECTED BY BLOCKING WITH TYPE III BARRICADES, 1/2 OF THE CROSS SECTION OF THE CLOSED PORTION.
3. CONES MAY BE SUBSTITUTED FOR BARRICADES OR DRUMS AT HALF THE SPACING DURING DAY OPERATIONS. CONES SHALL BE A MINIMUM OF 28 (710) IN HEIGHT.
4. WHEN THE SIDE ROAD LIES BETWEEN THE BEGINNING OF THE MAINLINE SIGNING AND THE WORK ZONE, A SINGLE HEADED ARROW (M6-1) SHALL BE USED IN LIEU OF THE DOUBLE HEADED ARROW (M6-4).
5. WHEN WORK IS BEING PERFORMED ON A SIDE ROAD OR DRIVEWAY, FOLLOW THE APPLICABLE STANDARD(S). THE DIRECTIONAL ARROW (M6-1 OR M6-4) SHALL BE COVERED OR REMOVED WHEN NO LONGER CONSISTENT WITH THE TRAFFIC CONTROL SET-UP.
6. ADVANCE WARNING SIGNS ARE TO BE OMITTED ON DRIVEWAYS UNLESS OTHERWISE SPECIFIED IN THE PLANS OR BY THE ENGINEER.
7. THE TRAFFIC CONTROL AND PROTECTION FOR SIDE ROADS, INTERSECTIONS, AND DRIVEWAYS SHALL BE INCLUDED IN THE COST OF SPECIFIED TRAFFIC CONTROL STANDARDS OR ITEMS.

All dimensions are in inches (millimeters) unless otherwise shown.

USER NAME = footen1	DESIGNED - L.H.A.	REVISED - A. HOUSEH 10-15-96
	DRAWN -	REVISED - T. RAMMACHER 01-06-00
PLOT SCALE = 50.0000 ' / in.	CHECKED -	REVISED - A. SCHUETZE 07-01-13
PLOT DATE = 3/4/2019	DATE - 06-89	REVISED - A. SCHUETZE 09-15-16

STATE OF ILLINOIS
DEPARTMENT OF TRANSPORTATION

TRAFFIC CONTROL AND PROTECTION FOR SIDE ROADS, INTERSECTIONS, AND DRIVEWAYS

SCALE: NONE | SHEET 1 OF 1 SHEETS | STA. | TO STA.

F.A. RTE.	SECTION	COUNTY	TOTAL SHEETS	SHEET NO.
	TC-10	CONTRACT NO.		
	ILLINOIS FED. AID PROJECT			

AGENDA ITEM SUMMARY

BUFFALO GROVE VILLAGE BOARD

Regular Meeting: March 16, 2026

AGENDA ITEM 9.c. O-2026-38
Ordinance Authorizing a Contract with Globe Construction Inc. for the 2026 Sidewalk Improvements Project

Contacts

Liaison: Trustee Weidenfeld
Staff: Briget Schwab

Staff Recommendation

Staff recommends approval.

Recommended Motion

I move to approve an Ordinance authorizing the execution of a Contract with Globe Construction Inc for the 2026 Sidewalk Improvements Project, pending review by the Village Attorney

Summary

Recommendation

Staff recommends that the Village Board award the contract to Globe Construction, Inc. at a price not to exceed $310,367.04 because the firm is the lowest qualified bidder for the work proposed. Due to the size and scope of the project, staff recommends a contingency fund be created and controlled by the Village in the amount of $28,215.19 (10.0% of the project cost). As bids came in below the engineers estimate Public Works staff will consult with the Village Manager prior to exceeding the low bid price of $282,151.85. This project is funded by Illinois Motor Fuel Tax Funds (MFT).

Background

The 2026 Sidewalk Improvements Project advertised for bids and opened on February 26, 2026, where five (4) qualifying bids were received. The lowest qualified base bid was in the amount of $187,514.40 from Globe Construction, Inc. Globe Construction, Inc. also supplied qualified alternate bids one and two in the amount of $36,386.95 and $58,250.50, respectively. The overall bid value was $282,151.85 and is inclusive of the base bid and bid alternates one and two. The project includes sidewalk replacement on various streets within the Village to correct deficient sidewalks. Some of these deficiencies include cracked or broken pieces, vertical displacements and depressional areas that collect and pond water.

Attached is a copy of the Tabulation of Bids for the project indicating the lowest total qualified

bid of $282,151.85 from Globe Construction, Inc. This project is expected to start mid-June and be completed by mid-August.

Strategic Alignment

Guiding Principle

Principle 3: Plan and Invest in the Future

Goal

Goal 1: Maintained effective village government: fiscally responsible and providing outstanding, responsive services

File Attachments

1. DRAFT Ordinance - 2026 Sidewalk Replacement Award
2. Bid Tabulation- Sidewalk Improvements
3. Sidewalk Improvements Contract

ORDINANCE 2026-xxx

AN ORDINANCE AUTHORIZING A CONTRACT WITH GLOBE CONSTRUCTION, INC. FOR THE 2026 SIDEWALK IMPROVEMENTS PROJECT

WHEREAS the Village of Buffalo Grove is a home rule unit pursuant to the Illinois Constitution of 1970; and

WHEREAS the Village seeks to enter into a contract with Globe Construction, Inc. for the 2026 Sidewalk Improvements Project.

NOW THEREFORE BE IT ORDAINED by the President and Board of Trustees of the Village of Buffalo Grove, Cook and Lake Counties, Illinois, as follows:

SECTION 1. The foregoing recitals are hereby adopted and incorporated and made a part of this Ordinance as if fully set forth herein.

SECTION 2. The Village President is authorized to execute a contract attached herein with Globe for the 2026 Sidewalk Improvements Project at a price not to exceed $310,367.04, pending attorney review.

SECTION 3. If any section, paragraph, clause or provision of this Ordinance shall be held invalid, the invalidity thereof shall not affect any other provision of this Ordinance.

SECTION 4. This Ordinance shall be in full force and effect from and after its passage and approval and shall not be codified.

AYES: _____
NAYES: _____
ABSENT: _____
PASSED: _____, 2026
APPROVED: _____, 2026
PUBLISHED: _____, 2026

ATTEST:

_____
Janet M. Sirabian, Village Clerk

APPROVED:

_____
Eric N. Smith, Village President

DRAFT

BUFFALO GROVE
smart. with heart.

Project: Village of Buffalo Grove
2026 Sidewalk Improvements Project (VoBG-2026-06)

Project Manager: Adam Dow
Bid Opening Date: 2/26/2026
Bid Opening Location: Virtual

				Engineer's Opinion of Probable Cost		***BID TABULATION***							
						Globe Construction Inc.		McGill Construction Inc.		Alliance Contractors, Inc.		Martam Construction Inc.	
Item No.	**Description**	**Quantity**	**Unit**	**Unit**	**Total**	**Unit Price**	**Total**	**Unit**	**Total**	**Unit**	**Total**	**Unit**	**Total**
20101200	Tree Root Pruning	133.0	EA	115.0	$15,295.00	$80.00	$10,640.00	$100.00	$13,300.00	$100.00	$13,300.00	$133.00	$17,689.00
35101400	Aggregate Base Course, Type B	475.0	TN	30.0	$14,250.00	$15.00	$7,125.00	$26.50	$12,587.50	$20.00	$9,500.00	$58.00	$27,550.00
42300200	Portland Cement Concrete Driveway Pavement, 6 Inch	50.0	SY	95.0	$4,750.00	$90.00	$4,500.00	$80.00	$4,000.00	$165.00	$8,250.00	$181.00	$9,050.00
42400200	Portland Cement Concrete Sidewalk 5 Inch	12,904.0	SF	12.0	$154,848.00	$8.35	$107,748.40	$9.00	$116,136.00	$17.65	$227,755.60	$19.00	$245,176.00
42400300	Portland Cement Concrete Sidewalk 6 Inch	611.0	SF	12.0	$7,332.00	$10.00	$6,110.00	$10.15	$6,201.65	$18.50	$11,303.50	$17.00	$10,387.00
44000200	Driveway Pavement Removal	122.0	SY	20.0	$2,440.00	$8.00	$976.00	$15.00	$1,830.00	$10.00	$1,220.00	$22.00	$2,684.00
44000500	Combination Curb and Gutter Removal	150.0	FT	12.5	$1,875.00	$10.00	$1,500.00	$15.00	$2,250.00	$10.00	$1,500.00	$28.00	$4,200.00
44000600	Sidewalk Removal	13,515.0	SF	2.0	$27,030.00	$1.00	$13,515.00	$2.10	$28,381.50	$1.00	$13,515.00	$3.00	$40,545.00
67100100	Mobilization	1.0	LS	20000.0	$20,000.00	$3,500.00	$3,500.00	$6,250.00	$6,250.00	$40,400.00	$40,400.00	$27,000.00	$27,000.00
70102620	Traffic Control and Protection, Standard 701501	1.0	LS	2000.0	$2,000.00	$2,300.00	$2,300.00	$9,100.00	$9,100.00	$3,462.00	$3,462.00	$65,000.00	$65,000.00
70102640	Traffic Control and Protection, Standard 701801	1.0	LS	2000.0	$2,000.00	$2,300.00	$2,300.00	$3,900.00	$3,900.00	$7,924.00	$7,924.00	$15,000.00	$15,000.00
Z0004510	Hot-Mix Asphalt Driveway Pavement, 3"	72.0	SY	100.0	$7,200.00	$50.00	$3,600.00	$65.00	$4,680.00	$170.00	$12,240.00	$144.00	$10,368.00
-	General Landscape Restoration (Special)	1400.0	SY	15.0	$21,000.00	$15.00	$21,000.00	$18.50	$25,900.00	$27.00	$37,800.00	$36.00	$50,400.00
-	Combination Concrete Curb and Gutter, Type Varies (Abutting Existing Pavement)	150.0	FT	85.0	$12,750.00	$18.00	$2,700.00	$65.00	$9,750.00	$110.00	$16,500.00	$135.00	$20,250.00
			Total Base Bid:		**$292,770.00**		**$187,514.40**		**$244,266.65**		**$404,670.10**		**$545,299.00**
													As Read - $544,900
20101200	Tree Root Pruning	33.0	EA	115.0	$3,795.00	$80.00	$2,640.00	$100.00	$3,300.00	$100.00	$3,300.00	$130.00	$4,290.00
35101400	Aggregate Base Course, Type B	85.0	TN	30.0	$2,550.00	$15.00	$1,275.00	$26.50	$2,252.50	$20.00	$1,700.00	$58.00	$4,930.00
42300200	Portland Cement Concrete Driveway Pavement, 6 Inch	10.0	SY	95.0	$950.00	$90.00	$900.00	$80.00	$800.00	$165.00	$1,650.00	$244.00	$2,440.00
42400200	Portland Cement Concrete Sidewalk 5 Inch	2,397.0	SF	12.0	$28,764.00	$8.35	$20,014.95	$9.00	$21,573.00	$17.65	$42,307.05	$19.00	$45,543.00
44000200	Driveway Pavement Removal	20.0	SY	20.0	$400.00	$8.00	$160.00	$15.00	$300.00	$10.00	$200.00	$28.00	$560.00
44000600	Sidewalk Removal	2,397.0	SF	2.0	$4,794.00	$1.00	$2,397.00	$2.10	$5,033.70	$1.00	$2,397.00	$3.00	$7,191.00
70102620	Traffic Control and Protection, Standard 701501	1.0	LS	2000.0	$2,000.00	$2,000.00	$2,000.00	$2,500.00	$2,500.00	$137.00	$137.00	$15,000.00	$15,000.00
70102640	Traffic Control and Protection, Standard 701801	1.0	LS	2000.0	$2,000.00	$2,000.00	$2,000.00	$2,500.00	$2,500.00	$2,609.00	$2,609.00	$7,500.00	$7,500.00
Z0004510	Hot-Mix Asphalt Driveway Pavement, 3"	10.0	SY	100.0	$1,000.00	$50.00	$500.00	$65.00	$650.00	$170.00	$1,700.00	$244.00	$2,440.00
-	General Landscape Restoration (Special)	300.0	SY	15.0	$4,500.00	$15.00	$4,500.00	$18.50	$5,550.00	$27.00	$8,100.00	$36.00	$10,800.00
			Total Alternate 1 Bid:		**$50,753.00**		**$36,386.95**		**$44,459.20**		**$64,100.05**		**$100,694.00**
20101200	Tree Root Pruning	53.0	EA	115.0	$6,095.00	$80.00	$4,240.00	$100.00	$5,300.00	$100.00	$5,300.00	$130.00	$6,890.00
35101400	Aggregate Base Course, Type B	150.0	TN	30.0	$4,500.00	$15.00	$2,250.00	$26.50	$3,975.00	$20.00	$3,000.00	$58.00	$8,700.00
42300200	Portland Cement Concrete Driveway Pavement, 6 Inch	20.0	SY	95.0	$1,900.00	$90.00	$1,800.00	$80.00	$1,600.00	$165.00	$3,300.00	$244.00	$4,880.00
42400200	Portland Cement Concrete Sidewalk 5 Inch	4,230.0	SF	12.0	$50,760.00	$8.35	$35,320.50	$9.00	$38,070.00	$17.65	$74,659.50	$19.00	$80,370.00
44000200	Driveway Pavement Removal	40.0	SY	20.0	$800.00	$9.00	$360.00	$15.00	$600.00	$10.00	$400.00	$28.00	$1,120.00
44000600	Sidewalk Removal	4,230.0	SF	2.0	$8,460.00	$1.00	$4,230.00	$2.10	$8,883.00	$1.00	$4,230.00	$3.00	$12,690.00
70102620	Traffic Control and Protection, Standard 701501	1.0	LS	2000.0	$2,000.00	$1,000.00	$1,000.00	$3,150.00	$3,150.00	$146.00	$146.00	$20,000.00	$20,000.00
70102640	Traffic Control and Protection, Standard 701801	1.0	LS	2000.0	$2,000.00	$1,000.00	$1,000.00	$3,150.00	$3,150.00	$2,769.00	$2,769.00	$7,500.00	$7,500.00
Z0004510	Hot-Mix Asphalt Driveway Pavement, 3"	20.0	SY	100.0	$2,000.00	$50.00	$1,000.00	$65.00	$1,300.00	$170.00	$3,400.00	$244.00	$4,880.00
-	General Landscape Restoration (Special)	470.0	SY	15.0	$7,050.00	$15.00	$7,050.00	$13.50	$6,345.00	$27.00	$12,690.00	$36.00	$16,920.00
			Total Alternate 2 Bid:		**$85,565.00**		**$58,250.50**		**$72,373.00**		**$109,894.50**		**$163,950.00**
			Total Bid:		**$429,088.00**		**$282,151.85**		**$361,098.85**		**$578,664.65**		**$809,943.00**

Illinois Department of Transportation

Local Public Agency
Formal Contract Proposal

VoBG-2026-06

COVER SHEET

Proposal Submitted By:

Contractor's Name

Contractor's Address | City | State | Zip Code

STATE OF ILLINOIS

Local Public Agency	County	Section Number
Village of Buffalo Grove	Cook	26-00000-04-GM

Route(s) (Street/Road Name)	Type of Funds
Various Street Segments	MFT

☒ Proposal Only ☐ Proposal and Plans ☐ Proposal only, plans are separate

Submitted/Approved
For Local Public Agency:

For a County and Road District Project

Submitted/Approved

Highway Commissioner Signature & Date

Submitted/Approved

County Engineer/Superintendent of Highways Signature & Date

For a Municipal Project

Submitted/Approved/Passed

Signature & Date

Official Title

Department of Transportation

Released for bid based on limited review

Regional Engineer Signature & Date

Note: All proposal documents, including Proposal Guaranty Checks or Proposal Bid Bonds, should be stapled together to prevent loss when bids are processed.

Local Public Agency	County	Section Number	Route(s) (Street/Road Name)
Village of Buffalo Grove	Cook	26-00000-04-GM	Various Street Segments

NOTICE TO BIDDERS

Sealed proposals for the project described below will be received at the office of www.vbg.org/bids
Name of Office

Address until 11:00 AM Time on 02/26/26 Date.

Sealed proposals will be opened and read publicly at the office of a live, online meeting hosted by the Village
Name of Office

https://shorturl.at/whwQo Address at 11:00 AM Time on 02/26/26 Date.

DESCRIPTION OF WORK

Location: Various Locations Within the Village Limits

Project Length:

Proposed Improvement:
This project includes, but is not limited, the following major work items: concrete sidewalk removal & replacement; driveway pavement removal and replacement; and other associated improvements.

1. Plans and proposal forms will be available in the office of
www.vbg.org/bids
Office of the Purchasing Manager - (847) 459-2500

2. ☒ Prequalification
   If checked, the 2 apparent as read low bidders must file within 24 hours after the letting an "Affidavit of Availability" (Form BC 57) in triplicate, showing all uncompleted contracts awarded to them and all low bids pending award for Federal, State, County, Municipal and private work. One original shall be filed with the Awarding Authority and two originals with the IDOT District Office.
3. The Awarding Authority reserves the right to waive technicalities and to reject any or all proposals as provided in BLRS Special Provision for Bidding Requirements and Conditions for Contract Proposals.
4. The following BLR Forms shall be returned by the bidder to the Awarding Authority:
   a. Local Public Agency Formal Contract Proposal (BLR 12200)
   b. Schedule of Prices (BLR 12201)
   c. Proposal Bid Bond (BLR 12230) (if applicable)
   d. Apprenticeship or Training Program Certification (BLR 12325) (do not use for project with Federal funds.)
   e. Affidavit of Illinois Business Office (BLR 12326) (do not use for project with Federal funds)
5. The quantities appearing in the bid schedule are approximate and are prepared for the comparison of bids. Payment to the Contractor will be made only for the actual quantities of work performed and accepted or materials furnished according to the contract. The scheduled quantities of work to be done and materials to be furnished may be increased, decreased or omitted as hereinafter provided.
6. Submission of a bid shall be conclusive assurance and warranty the bidder has examined the plans and understands all requirements for the performance of work. The bidder will be responsible for all errors in the proposal resulting from failure or neglect to conduct an in depth examination. The Awarding Authority will, in no case, be responsible for any costs, expenses, losses or changes in anticipated profits resulting from such failure or neglect of the bidder.
7. The bidder shall take no advantage of any error or omission in the proposal and advertised contract.
8. If a special envelope is supplied by the Awarding Authority, each proposal should be submitted in that envelope furnished by the Awarding Agency and the blank spaces on the envelope shall be filled in correctly to clearly indicate its contents. When an envelope other than the special one furnished by the Awarding Authority is used, it shall be marked to clearly indicate its contents. When sent by mail, the sealed proposal shall be addressed to the Awarding Authority at the address and in care of the official in whose office the bids are to be received. All proposals shall be filed prior to the time and at the place specified in the Notice to Bidders. Proposals received after the time specified will be returned to the bidder unopened.
9. Permission will be given to a bidder to withdraw a proposal if the bidder makes the request in writing or in person before the time for opening proposals.

Local Public Agency	County	Section Number	Route(s) (Street/Road Name)
Village of Buffalo Grove	Cook	26-00000-04-GM	Various Street Segments

PROPOSAL

1. Proposal of _____
Contractor's Name

_____.
Contractor's Address

2. The plans for the proposed work are those prepared by The Village of Buffalo Grove and approved by the Department of Transportation on _____.

3. The specifications referred to herein are those prepared by the Department of Transportation and designated as "Standard Specifications for Road and Bridge Construction" and the " Supplemental Specifications and Recurring Special Provisions" thereto, adopted and in effect on the date of invitation for bids.

4. The undersigned agrees to accept, as part of the contract, the applicable Special Provisions indicated on the "Check Sheet for Recurring Special Provisions" contained in this proposal.

5. The undersigned agrees to complete the work within _____ working days or by 08/14/26 unless additional time is granted in accordance with the specifications.

6. The successful bidder at the time of execution of the contract will be required to deposit a contract bond for the full amount of the award. When a contract bond is not required, the proposal guaranty check will be held in lieu thereof. If this proposal is accepted and the undersigned fails to execute a contract and contract bond as required, it is hereby agreed that the Bid Bond of check shall be forfeited to the Awarding Authority.

7. Each pay item should have a unit price and a total price. If no total price is shown or if there is a discrepancy between the products of the unit price multiplied by the quantity, the unit price shall govern. If a unit price is omitted, the total price will be divided by the quantity in order to establish a unit price. A bid may be declared unacceptable if neither a unit price nor a total price is shown.

8. The undersigned submits herewith the schedule of prices on BLR 12201 covering the work to be performed under this contract.

9. The undersigned further agrees that if awarded the contract for the sections contained in the combinations on BLR 12201, the work shall be in accordance with the requirements of each individual proposal for the multiple bid specified in the Schedule for Multiple Bids below.

10. A proposal guaranty in the proper amount, as specified in BLRS Special Provision for Bidding Requirements and Conditions for Contract Proposals, will be required. Bid Bonds will be allowed as a proposal guaranty. Accompanying this proposal is either a bid bond, if allowed, on Department form BLR 12230 or a proposal guaranty check, complying with the specifications, made payable to: Village Treasurer of Buffalo Grove .
The amount of the check is _____ (_____).

Attach Cashier's Check or Certified Check Here

In the event that one proposal guaranty check is intended to cover two or more bid proposals, the amount must be equal to the sum of the proposal guaranties which would be required for each individual bid proposal. If the proposal guaranty check is placed in another bid proposal, state below where it may be found.

The proposal guaranty check will be found in the bid proposal for: Section Number _____ .

Local Public Agency	County	Section Number	Route(s) (Street/Road Name)
Village of Buffalo Grove	Cook	26-00000-04-GM	Various Street Segments

CONTRACTOR CERTIFICATIONS

The certifications hereinafter made by the bidder are each a material representation of fact upon which reliance is placed should the Department enter into the contract with the bidder.

1. **Debt Delinquency.** The bidder or contractor or subcontractor, respectively, certifies that it is not delinquent in the payment of any tax administered by the Department of Revenue unless the individual or other entity is contesting, in accordance with the procedure established by the appropriate Revenue Act, its liability for the tax or the amount of the tax. Making a false statement voids the contract and allows the Department to recover all amounts paid to the individual or entity under the contract in a civil action.

2. **Bid-Rigging or Bid Rotating**. The bidder or contractor or subcontractor, respectively, certifies that it is not barred from contracting with the Department by reason of a violation of either 720 ILCS 5/33E-3 or 720 ILCS 5/33E-4.

   A violation of section 33E-3 would be represented by a conviction of the crime of bid-rigging which, in addition to Class 3 felony sentencing, provides that any person convicted of this offense, or any similar offense of any state or the United States which contains the same elements as this offense shall be barred for 5 years from the date of conviction from contracting with any unit of State or local government. No corporation shall be barred from contracting with any unit of State or local government as a result of a conviction under this Section of any employee or agent of such corporation if the employee so convicted is no longer employed by the corporation: (1) it has been finally adjudicated not guilty or (2) if it demonstrates to the governmental entity with which it seeks to contract that entity finds that the commission of the offense was neither authorized, requested, commanded, nor performed by a director, officer or a high managerial agent on behalf of the corporation.

   A violation of Section 33E-4 would be represented by a conviction of the crime of bid-rotating which, in addition to Class 2 felony sentencing, provides that any person convicted of this offense or any similar offense of any state or the United States which contains the same elements as this offense shall be permanently barred from contracting with any unit of State of Local government. No corporation shall be barred from contracting with any unit of State or Local government as a result of a conviction under this Section of any employee or agent of such corporation if the employee so convicted is no longer employed by the corporation and: (1) it has been finally adjudicated not guilty or (2) if it demonstrates to the governmental entity with which it seeks to contract and that entity finds that the commission of the offense was neither authorized, requested, commanded, nor performed by a director, officer or a high managerial agent on behalf of the corporation.

3. **Bribery.** The bidder or contractor or subcontractor, respectively, certifies that, it has not been convicted of bribery or attempting to bribe an officer or employee of the State of Illinois or any unit of local government, nor has the firm made an admission of guilt of such conduct which is a matter or record, nor has an official, agent, or employee of the firm committed bribery or attempted bribery on behalf of the firm and pursuant to the direction or authorization of a responsible official of the firm.

4. **Interim Suspension or Suspension.** The bidder or contractor or subcontractor, respectively, certifies that it is not currently under a suspension as defined in Subpart I of Title 44 Subtitle A Chapter III Part 6 of the Illinois Administrative code. Furthermore, if suspended prior to completion of this work, the contract or contracts executed for the completion of this work may be canceled.

Local Public Agency	County	Section Number	Route(s) (Street/Road Name)
Village of Buffalo Grove	Cook	26-00000-04-GM	Various Street Segments

SIGNATURES

(If an individual)

Bidder Signature & Date

Business Address

City | State | Zip Code

(If a partnership)

Firm Name

Signature & Date

Title

Business Address

City | State | Zip Code

Insert the Names and Addresses of all Partners

(If a corporation)

Corporate Name

Signature & Date

Title

Business Address

City | State | Zip Code

Insert Names of Officers

President

Secretary

Attest:

Secretary

Treasurer

Illinois Department of Transportation

Schedule of Prices

VoBG-2026-06

Contractor's Name

Contractor's Address | City | State | Zip Code

Local Public Agency: Village of Buffalo Grove | County: Cook | Section Number: 26-00000-04-GM

Route(s) (Street/Road Name): Various Street Segments

Schedule for Multiple Bids

Combination Letter	Section Included in Combinations	Total

Schedule for Single Bid

(For complete information covering these items, see plans and specifications.)

Item Number	Items	Unit	Quantity	Unit Price	Total
	Base Bid				
20101200	Tree Root Pruning	EA	133		
35101400	Agg Base Course, Ty B	TN	475		
42300200	PCC Driveway Pav 6 Inch	SY	50		
42400200	PCC Sidewalk 5 Inch	SF	12904		
42400300	PCC Sidewalk 6 Inch	SF	611		
44000200	Driveway Pavement Removal	SY	122		
44000500	Comb Curb & Gutter Removal	FT	150		
44000600	Sidewalk Removal	SF	13515		
67100100	Mobilization	LS	1		
70102620	Traf Cont Prot Stan 701501	LS	1		
70102640	Traf Cont Prot Stan 701801	LS	1		
Z0004510	HMA Driveway Pavement 3"	SY	72		
	General Landscape Rest (SP)	SY	1400		
	Comb Conc C&G, Ty Var (Abut)	FT	150		
				Bidder's Total Proposal	

1. Each pay item should have a unit price and a total price.
2. If no total price is shown or if there is a discrepancy between the product of the unit price multiplied by the quantity, the unit price shall govern.
3. If a unit price is omitted, the total price will be divided by the quantity in order to establish a unit price.
4. A bid may be declared unacceptable if neither a unit price or total price is shown.

Illinois Department of Transportation

Schedule of Prices

VoBG-2026-06

Contractor's Name

Contractor's Address | City | State | Zip Code

Local Public Agency: Village of Buffalo Grove | County: Cook | Section Number: 26-00000-04-GM

Route(s) (Street/Road Name): Various Street Segments

Schedule for Multiple Bids

Combination Letter	Section Included in Combinations	Total

Schedule for Single Bid

(For complete information covering these items, see plans and specifications.)

Item Number	Items	Unit	Quantity	Unit Price	Total
	Alternate 1				
20101200	Tree Root Pruning	EA	33		
35101400	Agg Base Course, Ty B	TN	85		
42300200	PCC Driveway Pav 6 Inch	SY	10		
42400200	PCC Sidewalk 5 Inch	SF	2397		
44000200	Driveway Pavement Removal	SY	20		
44000600	Sidewalk Removal	SF	2397		
70102620	Traf Cont Prot Stan 701501	LS	1		
70102640	Traf Cont Prot Stan 701801	LS	1		
Z0004510	HMA Driveway Pavement 3"	SY	10		
	General Landscape Rest (SP)	SY	300		
				Bidder's Total Proposal	

1. Each pay item should have a unit price and a total price.
2. If no total price is shown or if there is a discrepancy between the product of the unit price multiplied by the quantity, the unit price shall govern.
3. If a unit price is omitted, the total price will be divided by the quantity in order to establish a unit price.
4. A bid may be declared unacceptable if neither a unit price or total price is shown.

Illinois Department of Transportation

Schedule of Prices

VoBG-2026-06

Contractor's Name

Contractor's Address | City | State | Zip Code

Local Public Agency: Village of Buffalo Grove | County: Cook | Section Number: 26-00000-04-GM

Route(s) (Street/Road Name): Various Street Segments

Schedule for Multiple Bids

Combination Letter	Section Included in Combinations	Total

Schedule for Single Bid

(For complete information covering these items, see plans and specifications.)

Item Number	Items	Unit	Quantity	Unit Price	Total
	Alternate 2				
20101200	Tree Root Pruning	EA	53		
35101400	Agg Base Course, Ty B	TN	150		
42300200	PCC Driveway Pav 6 Inch	SY	20		
42400200	PCC Sidewalk 5 Inch	SF	4230		
44000200	Driveway Pavement Removal	SY	40		
44000600	Sidewalk Removal	SF	4230		
70102620	Traf Cont Prot Stan 701501	LS	1		
70102640	Traf Cont Prot Stan 701801	LS	1		
Z0004510	HMA Driveway Pavement 3"	SY	20		
	General Landscape Rest (SP)	SY	470		
				Bidder's Total Proposal	

1. Each pay item should have a unit price and a total price.
2. If no total price is shown or if there is a discrepancy between the product of the unit price multiplied by the quantity, the unit price shall govern.
3. If a unit price is omitted, the total price will be divided by the quantity in order to establish a unit price.
4. A bid may be declared unacceptable if neither a unit price or total price is shown.

Illinois Department of Transportation

Local Public Agency Proposal Bid Bond

VoBG-2026-06

Local Public Agency	County	Section Number
Village of Buffalo Grove	Cook	26-00000-04-GM

WE, _____ as PRINCIPAL, and

_____ as SURETY, are held jointly, severally and firmly bound unto the above Local Public Agency (hereafter referred to as "LPA") in the penal sum of 5% of the total bid price, or for the amount specified in the proposal documents in effect on the date of invitation for bids, whichever is the lesser sum. We bind ourselves, our heirs, executors, administrators, successors, and assigns, jointly pay to the LPA this sum under the conditions of this instrument.

WHEREAS THE CONDITION OF THE FOREGOING OBLIGATION IS SUCH that, the said PRINCIPAL is submitting a written proposal to the LPA acting through its awarding authority for the construction of the work designated as the above section.

THEREFORE if the proposal is accepted and a contract awarded to the PRINCIPAL by the LPA for the above designated section and the PRINCIPAL shall within fifteen (15) days after award enter into a formal contract, furnish surety guaranteeing the faithful performance of the work, and furnish evidence of the required insurance coverage, all as provided in the "Standard Specifications for Road and Bridge Construction" and applicable Supplemental Specifications, then this obligation shall become void; otherwise it shall remain in full force and effect.

IN THE EVENT the LPA determines the PRINCIPAL has failed to enter into a formal contract in compliance with any requirements set forth in the preceding paragraph, then the LPA acting through its awarding authority shall immediately be entitled to recover the full penal sum set out above, together with all court costs, all attorney fees, and any other expense of recovery.

IN TESTIMONY WHEREOF, the said PRINCIPAL and the said SURETY have caused this instrument to be signed by their respective officers this _____ (Day) of _____ (Month and Year)

Principal

Company Name	Company Name
Signature & Date	Signature & Date
By:	By:
Title	Title

(If Principal is a joint venture of two or more contractors, the company names, and authorized signatures of each contractor must be affixed.)

Surety

Name of Surety	Signature of Attorney-in-Fact Signature & Date
	By:

STATE OF IL

COUNTY OF

I _____ , a Notary Public in and for said county do hereby certify that

_____

(Insert names of individuals signing on behalf of PRINCIPAL & SURETY)

who are each personally known to me to be the same persons whose names are subscribed to the foregoing instrument on behalf of PRINCIPAL and SURETY, appeared before me this day in person and acknowledged respectively, that they signed and delivered said instruments as their free and voluntary act for the uses and purposes therein set forth.

Given under my hand and notarial seal this _____ (Day) day of _____ (Month and Year) .

Notary Public Signature & Date

(SEAL, if required by the LPA)

Date commission expires _____

Local Public Agency	County	Section Number
Village of Buffalo Grove	Cook	26-00000-04-GM

ELECTRONIC BID BOND

☐ **Electronic bid bond is allowed (box must be checked by LPA if electronic bid bond is allowed)**

The Principal may submit an electronic bid bond, in lieu of completing the above section of the Proposal Bid Bond Form. By providing an electronic bid bond ID code and signing below, the Principal is ensuring the identified electronic bid bond has been executed and the Principal and Surety are firmly bound unto the LPA under the conditions of the bid bond as shown above. (If PRINCIPAL is a joint venture of two or more contractors, an electronic bid bond ID code, company/Bidder name title and date must be affixed for each contractor in the venture.)

Electronic Bid Bond ID Code

Company/Bidder Name

Signature & Date

Title

Illinois Department of Transportation

Apprenticeship and Training Program Certification

VoBG-2026-06

Local Public Agency	County	Street Name/Road Name	Section Number
Village of Buffalo Grove	Cook	Various Street Segments	26-00000-04-GM

All contractors are required to complete the following certification

☒ For this contract proposal or for all bidding groups in this deliver and install proposal.

☐ For the following deliver and install bidding groups in this material proposal.

Illinois Department of Transportation policy, adopted in accordance with the provisions of the Illinois Highway Code, requires this contract to be awarded to the lowest responsive and responsible bidder. The award decision is subject to approval by the Department. In addition to all other responsibility factors, this contract or deliver and install proposal requires all bidders and all bidder's subcontractors to disclose participation in apprenticeship or training programs that are (1) approved by and registered with the United States Department of Labor's Bureau of Apprenticeship and Training, and (2) applicable to the work of the above indicated proposals or groups. Therefore, all bidders are required to complete the following certification:

1. Except as provided in paragraph 4 below, the undersigned bidder certifies that it is a participant, either as an individual or as part of a group program, in an approved apprenticeship or training program applicable to each type of work or craft that the bidder will perform with its own employees.

2. The undersigned bidder further certifies, for work to be performed by subcontract, that each of its subcontractors either (A) is, at the time of such bid, participating in an approved, applicable apprenticeship or training program; or (B) will, prior to commencement of performance of work pursuant to this contract, establish participation in an approved apprenticeship or training program applicable to the work of the subcontract.

3. The undersigned bidder, by inclusion in the list in the space below, certifies the official name of each program sponsor holding the Certificate of Registration for all of the types of work or crafts in which the bidder is a participant and that will be performed with the bidder's employees. Types of work or craft that will be subcontracted shall be included and listed as subcontract work. The list shall also indicate any type of work or craft job category for which there is no applicable apprenticeship or training program available.

4. Except for any work identified above, if any bidder or subcontractor shall perform all or part of the work of the contract or deliver and install proposal solely by individual owners, partners or members and not by employees to whom the payment of prevailing rates of wages would be required, check the following box, and identify the owner/operator workforces and positions of ownership. ☐

The requirements of this certification and disclosure are a material part of the contract, and the contractor shall require this certification provision to be included in all approved subcontracts. The bidder is responsible for making a complete report and shall make certain that each type of work or craft job category that will be utilized on the project is accounted for and listed. The Department at any time before or afterward may require the production of a copy of each applicable Certificate of Registration issued by the United States Department of Labor evidencing such participation by the contractor and any or all of its subcontractors. In order to fulfill the participation requirement, it shall not be necessary that any applicable program sponsor be currently taking or that it will take applications for apprenticeship, training or employment during the performance of the work of this contract or deliver and install proposal.

Bidder

Signature & Date

Title

Address	City	State	Zip Code

Illinois Department of Transportation

Affidavit of Illinois Business Office

VoBG-2026-06

Local Public Agency	County	Street Name/Road Name	Section Number
Village of Buffalo Grove	Cook	Various Street Segments	26-00000-04-GM

I, _____ of _____ , _____ ,
Name of Affiant City of Affiant State of Affiant
being first duly sworn upon oath, state as follows:

1. That I am the _____ of _____ .
Officer or Position Bidder

2. That I have personal knowledge of the facts herein stated.

3. That, if selected under the proposal described above, _____ , will maintain a business office in the
Bidder
State of Illinois, which will be located in _____ County, Illinois.
County

4. That this business office will serve as the primary place of employment for any persons employed in the construction contemplated by this proposal.

5. That this Affidavit is given as a requirement of state law as provided in Section 30-22(8) of the Illinois Procurement Code.

Signature & Date

Print Name of Affiant

Notary Public

State of IL

County _____

Signed (or subscribed or attested) before me on _____ by
(date)

_____ , authorized agent(s) of
(name/s of person/s)

_____ .
Bidder

Notary Public Signature & Date

(SEAL)

My commission expires _____

Illinois Department of Transportation

Affidavit of Availability

For the Letting of

VoBG-2026-06

Bureau of Construction
2300 South Dirksen Parkway/Room 322
Springfield, IL 62764

Instructions: Complete this form by either typing or using black ink. "Authorization to Bid" will not be issued unless both sides of this form are completed in detail. Use additional forms as needed to list all work.

Part I. Work Under Contract

List below all work you have under contract as either a prime contractor or a subcontractor. It is required to include all pending low bids not yet awarded or rejected. In a joint venture, list only that portion of the work which is the responsibility of your company. The uncompleted dollar value is to be based upon the most recent engineer's or owners estimate, and must include work subcontracted to others. If no work is contracted, show NONE.

	1	2	3	4	Awards Pending	Accumulated Totals
Contract Number						
Contract With						
Estimated Completion Date						
Total Contract Price						
Uncompleted Dollar Value if Firm is the Prime Contractor						
Uncompleted Dollar Value if Firm is the Subcontractor						
					Total Value of All Work	

Part II. Awards Pending and Uncompleted Work to be done with your own forces.

List below the uncompleted dollar value of work for each contract and awards pending to be completed with your own forces. All work subcontracted to others will be listed on the reverse of this form. In a joint venture, list only that portion of the work to be done by your company. If no work is contracted, show NONE.

Earthwork						
Portland Cement Concrete Paving						
HMA Plant Mix						
HMA Paving						
Clean & Seal Cracks/Joints						
Aggregate Bases, Surfaces						
Highway, R.R., Waterway Struc.						
Drainage						
Electrical						
Cover and Seal Coats						
Concrete Construction						
Landscaping						
Fencing						
Guardrail						
Painting						
Signing						
Cold Milling, Planning, Rotomilling						
Demolition						
Pavement Markings (Paint)						
Other Construction (List)						
Totals						

Disclosure of this information is REQUIRED to accomplish the statutory purpose as outlined in the “Illinois Procurement Code." Failure to comply will result in non-issuance of an "Authorization To Bid." This form has been approved by the State Forms Management Center.

Part III. Work Subcontracted to Others.

For each contract described in Part I, list all the work you have subcontracted to others.

	1	2	3	4	Awards Pending
Subcontractor					
Type of Work					
Subcontract Price					
Amount Uncompleted					
Subcontractor					
Type of Work					
Subcontract Price					
Amount Uncompleted					
Subcontractor					
Type of Work					
Subcontract Price					
Amount Uncompleted					
Subcontractor					
Type of Work					
Subcontract Price					
Amount Uncompleted					
Subcontractor					
Type of Work					
Subcontract Price					
Amount Uncompleted					
Total Uncompleted					

Notary

I, being duly sworn, do hereby declare this affidavit is a true and correct statement relating to ALL uncompleted contracts of the undersigned for Federal, State, County, City and private work, including ALL subcontract work, ALL pending low bids not yet awarded or rejected and ALL estimated completion dates.

Officer or Director

Title

Signature

Date

Company

Address

City

State

Zip Code

Subscribed and sworn to before me

this _____ day of _____ , _____

_____

(Signature of Notary Public)

My commission expires _____

(Notary Seal)

☐ Add pages for additional contracts

Illinois Department of Transportation

Affidavit of Availability

For the Letting of

Bureau of Construction
2300 South Dirksen Parkway/Room 322
Springfield, IL 62764

Instructions: Complete this form by either typing or using black ink. "Authorization to Bid" will not be issued unless both sides of this form are completed in detail. Use additional forms as needed to list all work.

Part I. Work Under Contract

List below all work you have under contract as either a prime contractor or a subcontractor. It is required to include all pending low bids not yet awarded or rejected. In a joint venture, list only that portion of the work which is the responsibility of your company. The uncompleted dollar value is to be based upon the most recent engineer's or owners estimate, and must include work subcontracted to others. If no work is contracted, show NONE.

	1	2	3	4	Awards Pending	Accumulated Totals
Contract Number						
Contract With						
Estimated Completion Date						
Total Contract Price						
Uncompleted Dollar Value if Firm is the Prime Contractor						
Uncompleted Dollar Value if Firm is the Subcontractor						
					Total Value of All Work	

Part II. Awards Pending and Uncompleted Work to be done with your own forces.

List below the uncompleted dollar value of work for each contract and awards pending to be completed with your own forces. All work subcontracted to others will be listed on the reverse of this form. In a joint venture, list only that portion of the work to be done by your company. If no work is contracted, show NONE.

Earthwork						
Portland Cement Concrete Paving						
HMA Plant Mix						
HMA Paving						
Clean & Seal Cracks/Joints						
Aggregate Bases, Surfaces						
Highway, R.R., Waterway Struc.						
Drainage						
Electrical						
Cover and Seal Coats						
Concrete Construction						
Landscaping						
Fencing						
Guardrail						
Painting						
Signing						
Cold Milling, Planning, Rotomilling						
Demolition						
Pavement Markings (Paint)						
Other Construction (List)						
Totals						

Disclosure of this information is REQUIRED to accomplish the statutory purpose as outlined in the “Illinois Procurement Code." Failure to comply will result in non-issuance of an "Authorization To Bid." This form has been approved by the State Forms Management Center.

Part III. Work Subcontracted to Others.

For each contract described in Part I, list all the work you have subcontracted to others.

	2	3	4	Awards Pending	1
Subcontractor					
Type of Work					
Subcontract Price					
Amount Uncompleted					
Subcontractor					
Type of Work					
Subcontract Price					
Amount Uncompleted					
Subcontractor					
Type of Work					
Subcontract Price					
Amount Uncompleted					
Subcontractor					
Type of Work					
Subcontract Price					
Amount Uncompleted					
Subcontractor					
Type of Work					
Subcontract Price					
Amount Uncompleted					
Total Uncompleted					

Notary

I, being duly sworn, do hereby declare this affidavit is a true and correct statement relating to ALL uncompleted contracts of the undersigned for Federal, State, County, City and private work, including ALL subcontract work, ALL pending low bids not yet awarded or rejected and ALL estimated completion dates.

Officer or Director

Title

Signature

Date

Company

Address

City

State

Zip Code

Subscribed and sworn to before me

this _____ day of _____ , _____

_____

(Signature of Notary Public)

My commission expires _____

(Notary Seal)

☐ Add pages for additional contracts

Illinois Department of Transportation

Affidavit of Availability

For the Letting of

Bureau of Construction
2300 South Dirksen Parkway/Room 322
Springfield, IL 62764

Instructions: Complete this form by either typing or using black ink. "Authorization to Bid" will not be issued unless both sides of this form are completed in detail. Use additional forms as needed to list all work.

Part I. Work Under Contract

List below all work you have under contract as either a prime contractor or a subcontractor. It is required to include all pending low bids not yet awarded or rejected. In a joint venture, list only that portion of the work which is the responsibility of your company. The uncompleted dollar value is to be based upon the most recent engineer's or owners estimate, and must include work subcontracted to others. If no work is contracted, show NONE.

	1	2	3	4	Awards Pending	Accumulated Totals
Contract Number						
Contract With						
Estimated Completion Date						
Total Contract Price						
Uncompleted Dollar Value if Firm is the Prime Contractor						
Uncompleted Dollar Value if Firm is the Subcontractor						
					Total Value of All Work	

Part II. Awards Pending and Uncompleted Work to be done with your own forces.

List below the uncompleted dollar value of work for each contract and awards pending to be completed with your own forces. All work subcontracted to others will be listed on the reverse of this form. In a joint venture, list only that portion of the work to be done by your company. If no work is contracted, show NONE.

Earthwork						
Portland Cement Concrete Paving						
HMA Plant Mix						
HMA Paving						
Clean & Seal Cracks/Joints						
Aggregate Bases, Surfaces						
Highway, R.R., Waterway Struc.						
Drainage						
Electrical						
Cover and Seal Coats						
Concrete Construction						
Landscaping						
Fencing						
Guardrail						
Painting						
Signing						
Cold Milling, Planning, Rotomilling						
Demolition						
Pavement Markings (Paint)						
Other Construction (List)						
Totals						

Disclosure of this information is REQUIRED to accomplish the statutory purpose as outlined in the “Illinois Procurement Code." Failure to comply will result in non-issuance of an "Authorization To Bid." This form has been approved by the State Forms Management Center.

Part III. Work Subcontracted to Others.

For each contract described in Part I, list all the work you have subcontracted to others.

	1	2	3	4	Awards Pending
Subcontractor					
Type of Work					
Subcontract Price					
Amount Uncompleted					
Subcontractor					
Type of Work					
Subcontract Price					
Amount Uncompleted					
Subcontractor					
Type of Work					
Subcontract Price					
Amount Uncompleted					
Subcontractor					
Type of Work					
Subcontract Price					
Amount Uncompleted					
Subcontractor					
Type of Work					
Subcontract Price					
Amount Uncompleted					
Total Uncompleted					

Notary

I, being duly sworn, do hereby declare this affidavit is a true and correct statement relating to ALL uncompleted contracts of the undersigned for Federal, State, County, City and private work, including ALL subcontract work, ALL pending low bids not yet awarded or rejected and ALL estimated completion dates.

Officer or Director

Title

Signature

Date

Company

Address

City

State

Zip Code

Subscribed and sworn to before me

this _____ day of _____ , _____

_____

(Signature of Notary Public)

My commission expires _____

(Notary Seal)

☐ Add pages for additional contracts

Illinois Department of Transportation

Affidavit of Availability

For the Letting of

Bureau of Construction
2300 South Dirksen Parkway/Room 322
Springfield, IL 62764

Instructions: Complete this form by either typing or using black ink. "Authorization to Bid" will not be issued unless both sides of this form are completed in detail. Use additional forms as needed to list all work.

Part I. Work Under Contract

List below all work you have under contract as either a prime contractor or a subcontractor. It is required to include all pending low bids not yet awarded or rejected. In a joint venture, list only that portion of the work which is the responsibility of your company. The uncompleted dollar value is to be based upon the most recent engineer's or owners estimate, and must include work subcontracted to others. If no work is contracted, show NONE.

	1	2	3	4	Awards Pending	Accumulated Totals
Contract Number						
Contract With						
Estimated Completion Date						
Total Contract Price						
Uncompleted Dollar Value if Firm is the Prime Contractor						
Uncompleted Dollar Value if Firm is the Subcontractor						
					Total Value of All Work	

Part II. Awards Pending and Uncompleted Work to be done with your own forces.

List below the uncompleted dollar value of work for each contract and awards pending to be completed with your own forces. All work subcontracted to others will be listed on the reverse of this form. In a joint venture, list only that portion of the work to be done by your company. If no work is contracted, show NONE.

Earthwork						
Portland Cement Concrete Paving						
HMA Plant Mix						
HMA Paving						
Clean & Seal Cracks/Joints						
Aggregate Bases, Surfaces						
Highway, R.R., Waterway Struc.						
Drainage						
Electrical						
Cover and Seal Coats						
Concrete Construction						
Landscaping						
Fencing						
Guardrail						
Painting						
Signing						
Cold Milling, Planning, Rotomilling						
Demolition						
Pavement Markings (Paint)						
Other Construction (List)						
Totals						

Disclosure of this information is REQUIRED to accomplish the statutory purpose as outlined in the “Illinois Procurement Code." Failure to comply will result in non-issuance of an "Authorization To Bid." This form has been approved by the State Forms Management Center.

Part III. Work Subcontracted to Others.

For each contract described in Part I, list all the work you have subcontracted to others.

	1	2	3	4	Awards Pending
Subcontractor					
Type of Work					
Subcontract Price					
Amount Uncompleted					
Subcontractor					
Type of Work					
Subcontract Price					
Amount Uncompleted					
Subcontractor					
Type of Work					
Subcontract Price					
Amount Uncompleted					
Subcontractor					
Type of Work					
Subcontract Price					
Amount Uncompleted					
Subcontractor					
Type of Work					
Subcontract Price					
Amount Uncompleted					
Total Uncompleted					

Notary

I, being duly sworn, do hereby declare this affidavit is a true and correct statement relating to ALL uncompleted contracts of the undersigned for Federal, State, County, City and private work, including ALL subcontract work, ALL pending low bids not yet awarded or rejected and ALL estimated completion dates.

Officer or Director

Title

Signature

Date

Company

Address

City

State

Zip Code

Subscribed and sworn to before me

this _____ day of _____ , _____

_____

(Signature of Notary Public)

My commission expires _____

(Notary Seal)

☐ Add pages for additional contracts

Illinois Department of Transportation

Affidavit of Availability

For the Letting of

Bureau of Construction
2300 South Dirksen Parkway/Room 322
Springfield, IL 62764

Instructions: Complete this form by either typing or using black ink. "Authorization to Bid" will not be issued unless both sides of this form are completed in detail. Use additional forms as needed to list all work.

Part I. Work Under Contract

List below all work you have under contract as either a prime contractor or a subcontractor. It is required to include all pending low bids not yet awarded or rejected. In a joint venture, list only that portion of the work which is the responsibility of your company. The uncompleted dollar value is to be based upon the most recent engineer's or owners estimate, and must include work subcontracted to others. If no work is contracted, show NONE.

	1	2	3	4	Awards Pending	Accumulated Totals
Contract Number						
Contract With						
Estimated Completion Date						
Total Contract Price						
Uncompleted Dollar Value if Firm is the Prime Contractor						
Uncompleted Dollar Value if Firm is the Subcontractor						
					Total Value of All Work	

Part II. Awards Pending and Uncompleted Work to be done with your own forces.

List below the uncompleted dollar value of work for each contract and awards pending to be completed with your own forces. All work subcontracted to others will be listed on the reverse of this form. In a joint venture, list only that portion of the work to be done by your company. If no work is contracted, show NONE.

Earthwork						
Portland Cement Concrete Paving						
HMA Plant Mix						
HMA Paving						
Clean & Seal Cracks/Joints						
Aggregate Bases, Surfaces						
Highway, R.R., Waterway Struc.						
Drainage						
Electrical						
Cover and Seal Coats						
Concrete Construction						
Landscaping						
Fencing						
Guardrail						
Painting						
Signing						
Cold Milling, Planning, Rotomilling						
Demolition						
Pavement Markings (Paint)						
Other Construction (List)						
Totals						

Disclosure of this information is REQUIRED to accomplish the statutory purpose as outlined in the “Illinois Procurement Code." Failure to comply will result in non-issuance of an "Authorization To Bid." This form has been approved by the State Forms Management Center.

Part III. Work Subcontracted to Others.

For each contract described in Part I, list all the work you have subcontracted to others.

	1	2	3	4	Awards Pending
Subcontractor					
Type of Work					
Subcontract Price					
Amount Uncompleted					
Subcontractor					
Type of Work					
Subcontract Price					
Amount Uncompleted					
Subcontractor					
Type of Work					
Subcontract Price					
Amount Uncompleted					
Subcontractor					
Type of Work					
Subcontract Price					
Amount Uncompleted					
Subcontractor					
Type of Work					
Subcontract Price					
Amount Uncompleted					
Total Uncompleted					

Notary

I, being duly sworn, do hereby declare this affidavit is a true and correct statement relating to ALL uncompleted contracts of the undersigned for Federal, State, County, City and private work, including ALL subcontract work, ALL pending low bids not yet awarded or rejected and ALL estimated completion dates.

Officer or Director

Title

Signature

Date

Company

Address

City

State

Zip Code

Subscribed and sworn to before me

this _____ day of _____ , _____

_____

(Signature of Notary Public)

My commission expires _____

(Notary Seal)

EXHIBIT A - PUBLIC CONTRACT STATEMENT

This Public Contract Statement (the "**Contract Statement**") has been executed by the below supplier, Contractor or vendor (collectively the "**Contractor**") in order for the Village of Buffalo Grove to obtain certain information necessary prior to awarding a public contract. The Contract Statement shall be executed and notarized and submitted as part of the Bid Proposal.

CERTIFICATION OF CONTRACTOR/BIDDER

In order to comply with 720 Illinois Compiled Statutes 5/33 E-1 et seq., the Village of Buffalo Grove requires the following certification be acknowledged:

> The Contractor certifies that it is not barred from bidding or supplying any goods, services or construction let by the Village of Buffalo Grove with or without bid, due to any violation of either Section 5/33 E-3 or 5/33 E-4 of Article 33E, Public Contracts, of the Chapter 720 of the Illinois Compiled Statutes, as amended. This act relates to interference with public contracting, bid rigging and rotating, kickbacks, and bidding.

CERTIFICATION RELATIVE TO 65 ILCS 5/11-42.1.1

In order to comply with 65 Illinois Complied Statutes 5/11-42.1.1, the Village of Buffalo Grove requires the following certification:

> The Contractor does hereby swear and affirm that it is not delinquent in the payment of any tax administered by the Illinois Department of Revenue unless it is contesting such tax in accordance with the procedures established by the appropriate revenue act, its liability for the tax or the amount of the tax. The undersigned further understands that making a false statement herein: (1) is a Class A misdemeanor, and (2) voids the contract and allows the Village to recover all amounts paid to it under the contract.

CONFLICT OF INTEREST

The Village of Buffalo Grove Municipal Code requires the following verification relative to conflict of interest and compliance with general ethics requirements of the Village:

> The Contractor represents and warrants to the Village of Buffalo Grove as a term and condition of acceptance of their Bid Proposal that none of the following Village officials is either an officer or director of Contractor nor owns five percent (5%) or more of the Contractor: the Village President, the members of the Village Board of Trustees, the Village Clerk, the Village Treasurer, the members of the Zoning Board of Appeals and the Plan Commission, the Village Manager and his/her Assistant, or the heads of the various departments within the Village.

If the foregoing representation and warranty is inaccurate, state the name of the Village official who either is an officer or director of your business entity or owns five percent (5%) or more thereof: _____.

OTHER COMMITMENTS

Has your firm ever been debarred by a governmental agency in the State of Illinois within the last 7 years? If no, please check the box. ☐

I have read, understand and am able to fulfill the requirements of the contract documents. If yes, please check the box. ☐

I can provide insurance documents that meet the terms of the contract documents, which includes original endorsements that explicitly names the Village of Buffalo Grove (and others per the contract documents). If yes, please check the box. ☐

In the past 7 years has your firm been involved inlitigation, arbitration, or mediation with a governmental agency? If no, please check the box. ☐ If yes, please provide a brief description.

IN WITNESS WHEREOF, the below Contractor has signed and sealed this Contract Statement as of this ____ day of _____, 20___.

_____
Print Name of Contractor

_____
Signature

_____
Print Title

Given under my hand and official seal, this _____ day of _____, 20___.

_____
Notary Public

Description of Work
2026 Sidewalk Improvements Project
Village of Buffalo Grove

This project includes existing sidewalks on local streets, owned, maintained, and within the Village of Buffalo Grove right-of-way which requires removal and replacement due to trip hazards, settlements, and/or heaving, to extend its serviceable life and protect the traveling public. These proposed improvements are considered spot repairs at various locations throughout the Village limits; no new sidewalk is being proposed.

The following is a list of streets including limits, and a brief description of work:

BASE BID:

Location

Various Locations (See map)

The above street segments will include sidewalk removal and replacement, curb and gutter removal and replacement, tree root pruning, driveway pavement removal and replacement, landscape restoration, and other associated improvements at various locations selected by the Engineer.

ALTERNATE 01:

Location

Various Locations (See map)

The above street segments will include sidewalk removal and replacement, tree root pruning, driveway pavement removal and replacement, landscape restoration, and other associated improvements at various locations selected by the Engineer.

ALTERNATE 02:

Location

Various Locations (See map)

The above street segments will include sidewalk removal and replacement, tree root pruning, landscape restoration, and other associated improvements at various locations selected by the Engineer.

GISConsortium | 2026 Sidewalk Improvement Locations

BUFFALO GROVE
smart. with heart.

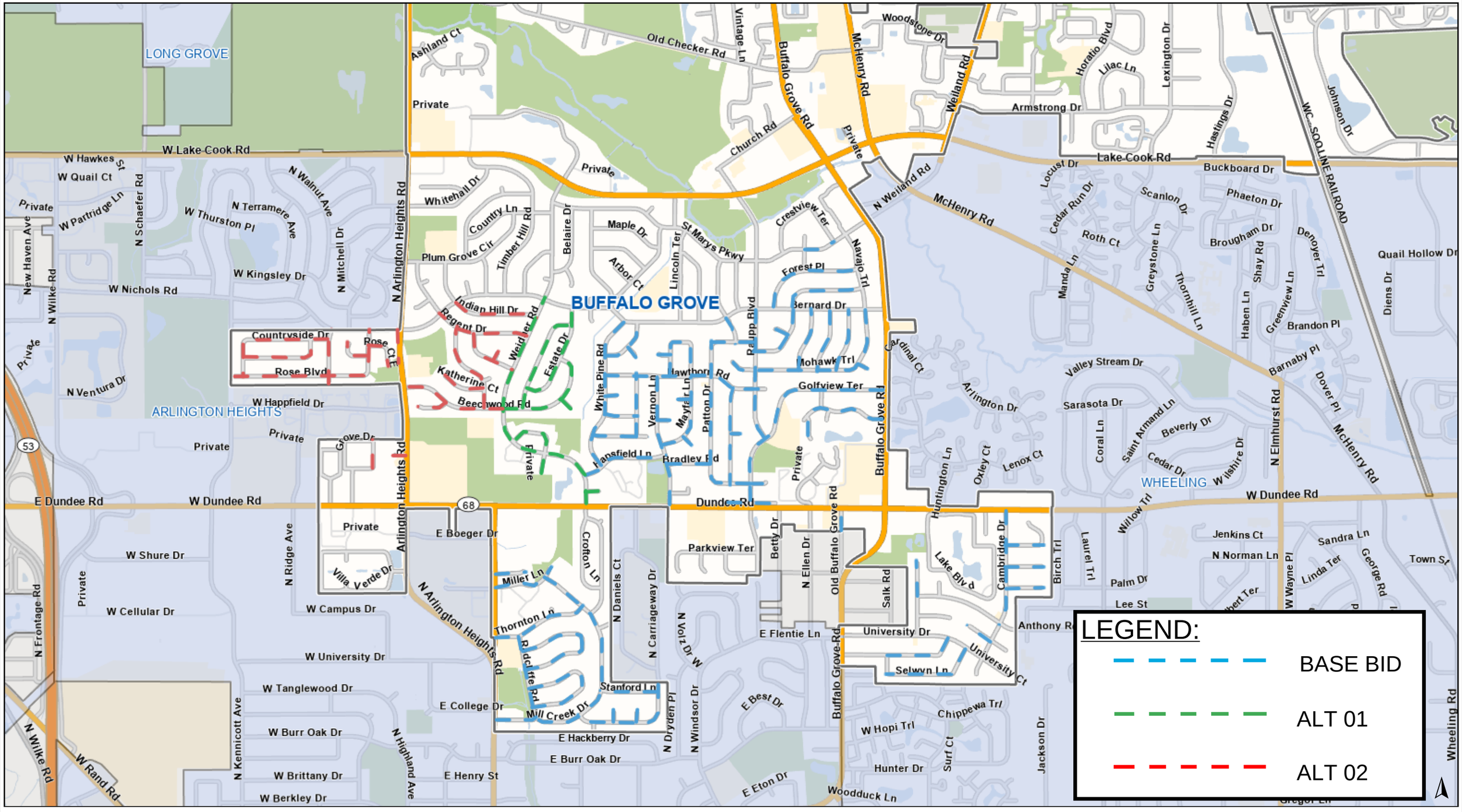

LEGEND:

- BASE BID
- ALT 01
- ALT 02

0 1 2 mi

Print Date: 1/30/2026

Notes

Disclaimer: The GIS Consortium and MGP Inc. are not liable for any use, misuse, modification or disclosure of any map provided under applicable law. This map is for general information purposes only. Although the information is believed to be generally accurate, errors may exist and the user should independently confirm for accuracy. The map does not constitute a regulatory determination and is not a base for engineering design. A Registered Land Surveyor should be consulted to determine precise location boundaries on the ground.

SUMMARY OF QUANTITIES

LOCATION #	LOCATION	LENGTH (FT)	WIDTH (FT)	5" PCC SIDEWALK REMOVAL & REPLACEMENT (SQ FT)	6" PCC SIDEWALK REMOVAL & REPLACEMENT (SQ FT)	COMBINATION CONCRETE CURB & GUTTER REMOVAL & REPLACEMENT (FOOT)	DRIVEWAY PAVEMENT REMOVAL (SQ YD)	PCC DRIVEWAY PAVEMENT, 6 INCH (SQ YD)	HOT-MIX ASPHALT DRIVEWAY PAVEMENT, 3" (SQ YD)	TREE ROOT PRUNING (EA)	GENERAL LANDSCAPE RESTORATION (SQ YD)
BASE BID											
1	781 BOXWOOD LN	20.0	5.0	100.0							
2	832 BOXWOOD LN	5.0	5.0	25.0							
3	864 BOXWOOD LN	30.0	5.0	150.0							
4	872 BOXWOOD LN	20.0	5.0	100.0							
5	885 BOXWOOD LN	10.0	5.0	50.0							
6	893 BOXWOOD LN	25.0	5.0	125.0							
7	485 BRADLEY RD	4.8	5.0	24.0						1	
8	515 BRADLEY RD	9.1	5.0	45.5						1	
9	976 CAMBRIDGE DR	10.0	5.0	50.0							
10	595 CARRIAGEWAY DR	25.0	5.0	125.0							
11	613 CARRIAGEWAY DR	10.0	5.0	50.0							
12	637 CARRIAGEWAY DR	5.0	5.0	25.0							
13	688 CARRIAGEWAY DR	5.0	5.0	25.0							
14	14 CHARLES CT	30.0	5.0	150.0						1	
15	3 CHENAULT CT	14.5	4.0	58.0							
16	500 DIANE DR	20.0	4.0	80.0							
17	233 DOWNING RD	15.0	5.0	75.0						1	
18	298 DUNDEE PKWY	10.0	4.0	40.0						1	
19	605 ELMWOOD DR	4.9	4.0	19.6							
20	626 EVERGREEN PL	5.3	4.0	21.2						1	
21	169 FOREST PL	15.0	5.0	75.0						1	
22	187 GLENDALE RD	10.0	5.0	50.0							
23	404 GLENDALE RD	10.2	4.0	40.8							
24	431 GLENDALE RD	5.9	4.0	23.6						1	
25	134 GOLFVIEW TER	5.0	4.0	20.0						1	
26	2 GOLFVIEW TER	10.1	4.0	40.4							
27	46 GOLFVIEW TER	20.0	4.0	80.0						1	
28	604 GOLFVIEW TER	20.3	4.0	81.2						1	
29	761 GOLFVIEW TER	10.8	4.0	43.2							
30	761 GOLFVIEW TER	5.8	4.0	23.2							
31	801 GOLFVIEW TER	20.5	4.0	82.0							
32	801 GOLFVIEW TERR	10.0	5.0	50.0							
33	404 GREGG LN	14.5	4.0	58.0						1	
34	485 GREGG LN	10.0	4.0	40.0							
35	485 GREGG LN	10.0	4.0	40.0							
36	604 HAPSFIELD LN	5.0	5.0	25.0							
37	604 HAPSFIELD LN	14.8	5.0	74.0						1	
38	618 HAPSFIELD LN	25.3	5.0	126.5						1	
39	725 HAPSFIELD LN	9.8	5.0	49.0						1	
40	738 HAPSFIELD LN	10.0	8.0	80.0							
41	1032 HARVARD LN	5.0	5.0	25.0						1	
42	321 HAWTHORN RD	10.0	4.0	40.0							
43	505 HAWTHORN RD	10.0	5.0	50.0						1	
44	515 HAWTHORN RD	24.8	5.0	124.0						1	
45	550 HAWTHORN RD	19.8	4.0	79.2						1	
46	407 HIAWATHA DR	10.0	4.0	40.0						1	
47	420 LAUREN LN	30.0	4.0	120.0							
48	420 LAUREN LN	15.0	5.0	75.0							
49	442 LAUREN LN	30.0	4.0	120.0						1	
50	478 LAUREN LN	24.4	4.0	97.6						1	
51	801 LEHIGH LN	30.0	5.0	150.0							
52	844 LEHIGH LN	30.0	5.0	150.0							
53	871 LEHIGH LN	15.0	5.0	75.0							
54	590 MAYFAIR CT	5.1	5.0	25.5						1	
55	630 MAYFAIR CT	24.8	5.0	124.0						1	
56	665 MAYFAIR CT	10.3	5.0	51.5						1	
57	705 MAYFAIR CT	15.3	5.0		76.5		4		4	1	
58	715 MAYFAIR CT	10.4	5.0	52.0						1	
59	410 MAYFAIR LN	24.0	5.0	120.0						1	
60	460 MAYFAIR LN	15.0	5.0	75.0						1	
61	490 MAYFAIR LN	13.7	5.0	68.5						1	
62	495 MAYFAIR LN	10.0	5.0	50.0							
63	505 MAYFAIR LN	30.5	5.0	152.5						1	
64	510 MAYFAIR LN	10.1	5.0	50.5						1	
65	515 MAYFAIR LN	16.0	5.0	80.0						1	
66	535 MAYFAIR LN	39.0	5.0	195.0						1	
67	550 MAYFAIR LN	21.7	5.0	108.5						1	
68	550 MAYFAIR LN	14.9	5.0	74.5						1	
69	550 MAYFAIR LN	9.5	5.0	47.5						1	
70	555 MAYFAIR LN	5.8	5.0	29.0						1	
71	570 MAYFAIR LN	5.3	5.0	26.5						1	
72	575 MAYFAIR LN	29.8	5.0	149.0						1	
73	585 MAYFAIR LN	20.5	5.0		102.5		4		4	1	
74	640 MAYFAIR LN	31.3	5.0		156.5		6		6	1	
75	690 MAYFAIR LN	24.8	5.0		124.0		4		4	1	
76	700 MAYFAIR LN	10.3	5.0		51.5		4		4		
77	700 MAYFAIR LN	10.0	5.0	50.0						1	
78	430 MIDDLESEX CT	10.0	5.0	50.0						1	
79	471 MIDDLESEX CT	20.0	5.0	100.0						1	
80	1075 MILL CREEK DR	10.0	5.0	50.0							
81	1215 MILL CREEK DR	15.0	5.0	75.0							
82	1247 MILL CREEK DR	10.0	5.0	50.0							
83	1418 MILL CREEK DR	35.0	5.0	175.0							
84	1421 MILL CREEK DR	10.0	5.0	50.0							
85	1430 MILL CREEK DR	45.0	5.0	225.0						1	
86	1430 MILL CREEK DR	5.0	5.0	25.0						1	
87	1431 MILL CREEK DR	10.0	5.0	50.0							
88	1 MOHAWK CT	10.0	4.0	40.0						1	
89	1 MOHAWK CT	59.0	4.0	236.0						1	

SUMMARY OF QUANTITIES

LOCATION #	LOCATION	LENGTH (FT)	WIDTH (FT)	5" PCC SIDEWALK REMOVAL & REPLACEMENT (SQ FT)	6" PCC SIDEWALK REMOVAL & REPLACEMENT (SQ FT)	COMBINATION CONCRETE CURB & GUTTER REMOVAL & REPLACEMENT (FOOT)	DRIVEWAY PAVEMENT REMOVAL (SQ YD)	PCC DRIVEWAY PAVEMENT, 6 INCH (SQ YD)	HOT-MIX ASPHALT DRIVEWAY PAVEMENT, 3" (SQ YD)	TREE ROOT PRUNING (EA)	GENERAL LANDSCAPE RESTORATION (SQ YD)
90	10 MOHAWK CT	15.3	4.0	61.2							
91	7 MOHAWK CT	18.8	4.0	75.2						1	
92	175 MOHAWK TRL	10.0	4.0	40.0							
93	223 MOHAWK TRL	15.5	4.0	62.0						1	
94	266 MOHAWK TRL	45.0	4.0	180.0						1	
95	72 MOHAWK TRL	13.0	4.0	52.0							
96	72 MOHAWK TRL	20.0	4.0	80.0							
97	99 MOHAWK TRL	14.3	4.0	57.2						1	
98	541 MULBERRY CT	15.0	5.0	75.0						1	
99	551 MULBERRY CT	15.2	5.0	76.0						1	
100	571 MULBERRY CT	19.9	5.0	99.5						1	
101	388 NAVAJO TRL	10.0	4.0	40.0							
102	428 NAVAJO TRL	10.0	4.0	40.0							
103	437 NAVAJO TRL	30.5	4.0	122.0							
104	440 NAVAJO TRL	28.6	4.0	114.4						1	
105	455 NAVAJO TRL	25.1	4.0	100.4							
106	490 NAVAJO TRL	15.0	4.0	60.0							
107	951 OLD ARLINGTON CT	15.0	5.0	75.0							
108	953 OLD ARLINGTON CT	5.0	5.0	25.0							
109	151 OLD OAK CT E	15.0	5.0	75.0							
110	201 OLD OAK CT W	4.0	5.0	20.0							
111	1 OLD OAK DR	15.0	5.0	75.0							
112	475 PATTON DR	15.1	4.0	60.4						1	
113	595 PATTON DR	19.6	4.0	78.4							
114	634 PATTON DR	10.3	4.0	41.2							
115	694 PATTON DR	10.0	4.0	40.0						1	
116	714 PATTON DR	15.0	5.0	75.0							
117	724 PATTON DR	10.0	4.0	40.0						1	
118	1 POPLAR CT	4.9	4.0	19.6						1	
119	1271 RADCLIFFE RD	15.0	5.0	75.0							
120	1297 RADCLIFFE RD	10.0	5.0	50.0							
121	1343 RADCLIFFE RD	40.0	5.0	200.0							
122	455 RAUPP BLVD	5.0	4.0	20.0							
123	455 RAUPP BLVD	5.1	4.0	20.4							
124	606 RAUPP BLVD	4.8	4.0	19.2						1	
125	672 RAUPP BLVD	20.0	4.0	80.0						1	
126	6 RED OAK CT	14.8	4.0	59.2							
127	2 ROBERTA CT	20.0	4.0	80.0							
128	6 ROBERTA CT	10.0	4.0	40.0							
129	6 ROBERTA CT	42.0	4.0	168.0						1	
130	830 SARATOGA LN	15.0	5.0	75.0							
131	874 SARATOGA LN	5.0	5.0	25.0							
132	887 SARATOGA LN	10.0	5.0	50.0							
133	1218 SELWYN LN	15.0	5.0	75.0							
134	270 SELWYN LN	25.0	5.0	125.0						1	
135	183 ST MARYS PKWY	5.0	5.0	25.0							
136	613 STANFORD LN	5.0	5.0	25.0							
137	625 STANFORD LN	10.0	5.0	50.0							
138	672 STANFORD LN	25.0	5.0	125.0							
139	699 STANFORD LN	55.0	5.0	275.0							
140	335 STILLWELL DR	20.0	4.0	80.0							
141	368 STILLWELL DR	25.0	4.0	100.0						1	
142	390 STILLWELL DR	4.8	4.0	19.2							
143	784 STONEBRIDGE LN	15.0	5.0	75.0							
144	822 STONEBRIDGE LN	15.0	5.0	75.0							
145	883 STONEBRIDGE LN	15.0	5.0	75.0							
146	891 STONEBRIDGE LN	15.0	5.0	75.0							
147	902 STONEBRIDGE LN	30.0	5.0	150.0							
148	439 SUSSEX CT	35.0	5.0	175.0						1	
149	572 SYCAMORE RD	9.6	4.0	38.4						1	
150	610 SYCAMORE RD	32.3	4.0	129.2						1	
151	936 THORNTON LN	35.0	5.0	175.0							
152	552 THORNWOOD DR	23.1	4.0	92.4						1	
153	415 TRINITY CT	20.0	5.0	100.0						1	
154	459 TRINITY CT	20.0	5.0	100.0						1	
155	460 TRINITY CT	40.0	5.0	200.0						1	
156	460 TRINITY CT	5.0	5.0	25.0						1	
157	655 VERNON CT	15.3	5.0	76.5						1	
158	785 VERNON CT	9.1	5.0	45.5						1	
159	585 VERNON LN	10.0	5.0	50.0						1	
160	600 VERNON LN	5.0	5.0	25.0						1	
161	630 VERNON LN	10.0	5.0	50.0						1	
162	660 VERNON LN	5.0	5.0	25.0						1	
163	695 VERNON LN	25.3	5.0	126.5						1	
164	715 VERNON LN	4.8	5.0	24.0						1	
165	720 VERNON LN	10.8	5.0	54.0						1	
166	725 VERNON LN	9.8	5.0	49.0						1	
167	735 VERNON LN	10.0	5.0	50.0						1	
168	775 VERNON LN	10.1	5.0	50.5						1	
169	449 WHITE PINE RD	10.8	4.0	43.2						1	
170	458 WHITE PINE RD	10.3	4.0	41.2							
171	529 WHITE PINE RD	10.1	4.0	40.4						1	
172	664 WHITE PINE RD	5.1	4.0	20.4							
173	664 WHITE PINE RD	14.8	4.0	59.2						1	
174	690 WHITE PINE RD	9.3	4.0	37.2						1	
175	695 WHITE PINE RD	10.0	4.0	40.0						1	
176	777 WHITE PINE RD	9.8	5.0	49.0						1	
177	MISCELLANEOUS PUBLIC WORKS LOCATIONS, AS DIRECTED			400.0	100.0	150	100	50	50	40	1400
	BASE BID TOTAL			**12903.6**	**611.0**	**150.0**	**122.0**	**50.0**	**72.0**	**133.0**	**1400.0**

SUMMARY OF QUANTITIES

LOCATION #	LOCATION	LENGTH (FT)	WIDTH (FT)	5" PCC SIDEWALK REMOVAL & REPLACEMENT (SQ FT)	6" PCC SIDEWALK REMOVAL & REPLACEMENT (SQ FT)	COMBINATION CONCRETE CURB & GUTTER REMOVAL & REPLACEMENT (FOOT)	DRIVEWAY PAVEMENT REMOVAL (SQ YD)	PCC DRIVEWAY PAVEMENT, 6 INCH (SQ YD)	HOT-MIX ASPHALT DRIVEWAY PAVEMENT, 3" (SQ YD)	TREE ROOT PRUNING (EA)	GENERAL LANDSCAPE RESTORATION (SQ YD)
ALTERNATE 01											
1	507 BEECHWOOD RD	9.0	4.0	36.0						1	
2	512 BEECHWOOD RD	4.8	4.0	19.2						1	
3	512 BEECHWOOD RD	4.8	4.0	19.2						1	
4	527 BEECHWOOD RD	9.6	4.0	38.4						1	
5	566 BEECHWOOD RD	9.9	4.0	39.6						1	
6	891 BEECHWOOD RD	30.0	4.0	120.0						1	
7	412 CHATHAM CIR	10.1	4.0	40.4							
8	414 CHATHAM CIR	24.0	4.0	96.0						1	
9	415 CHATHAM CIR	15.0	4.0	60.0						1	
10	416 CHATHAM CIR	15.9	4.0	63.6						1	
11	434 CHATHAM CIR	15.0	4.0	60.0							
12	454 CHATHAM CIR	15.0	4.0	60.0						1	
13	474 CHATHAM CIR	13.7	4.0	54.8						1	
14	477 CHATHAM CIR	14.9	4.0	59.6							
15	544 CHATHAM CIR	4.8	4.0	19.2						1	
16	584 CHATHAM CIR	10.0	4.0	40.0						1	
17	606 CHATHAM CIR	12.7	4.0	50.8						1	
18	445 ESTATE DR	5.0	5.0	25.0						1	
19	484 ESTATE DR	4.0	4.0	16.0							
20	487 ESTATE DR	14.9	4.0	59.6						1	
21	502 ESTATE DR	5.0	4.0	20.0						1	
22	545 ESTATE DR	10.0	4.0	40.0						1	
23	552 ESTATE DR	15.3	4.0	61.2						1	
24	570 ESTATE DR	4.8	4.0	19.2						1	
25	577 ESTATE DR	5.5	4.0	22.0						1	
26	517 LONGWOOD DR	9.8	4.0	39.2							
27	517 LONGWOOD DR	15.4	4.0	61.6						1	
28	520 LONGWOOD DR	20.1	4.0	80.4						1	
29	872 STRADFORD CIR	18.7	5.0	93.5						1	
30	882 STRADFORD CIR	5.9	5.0	29.5						1	
31	918 STRADFORD CIR	40.8	5.0	204.0						1	
32	419 WEIDNER RD	23.8	5.0	119.0						1	
33	429 WEIDNER RD	4.9	5.0	24.5						1	
34	482 WEIDNER RD	15.0	5.0	75.0						1	
35	550 WEIDNER RD	5.2	5.0	26.0						1	
36	567 WEIDNER RD	10.2	5.0	51.0						1	
37	589 WEIDNER RD	10.0	5.0	50.0						1	
38	667 WEIDNER RD	10.6	5.0	53.0						1	
39	701 WEIDNER RD	30.0	5.0	150.0							
40	717 WEIDNER RD	40.0	5.0	200.0							
41	MISCELLANEOUS PUBLIC WORKS LOCATIONS, AS DIRECTED						20	10	10		300
	ALTERNATE 01 TOTAL			**2396.5**	**0.0**	**0.0**	**20.0**	**10.0**	**10.0**	**33.0**	**300.0**

ALTERNATE 02											
1	1200 ARLINGTON HEIGHTS R	5.0	5.0	25.0							
2	561 ARLINGTON HEIGHTS RD	5.0	4.0	20.0						1	
3	1 BEECHWOOD CT	19.8	4.0	79.2							
4	11 BEECHWOOD CT	29.8	4.0	119.2						1	
5	12 BEECHWOOD CT	10.5	4.0	42.0						1	
6	13 BEECHWOOD CT	10.4	4.0	41.6							
7	2 BEECHWOOD CT	5.5	4.0	22.0							
8	2 BEECHWOOD CT	36.4	4.0	145.6						1	
9	4 BEECHWOOD CT	5.2	4.0	20.8						1	
10	7 BEECHWOOD CT	20.4	4.0	81.6							
11	1000 BEECHWOOD RD	29.1	4.0	116.4						1	
12	1024 BEECHWOOD RD	10.0	4.0	40.0							
13	1039 BEECHWOOD RD	10.1	4.0	40.4						1	
14	1044 BEECHWOOD RD	5.0	4.0	20.0							
15	1062 BEECHWOOD RD	16.0	4.0	64.0							
16	1075 BEECHWOOD RD	10.2	4.0	40.8							
17	1080 BEECHWOOD RD	15.1	4.0	60.4						1	
18	1089 BEECHWOOD RD	9.8	4.0	39.2						1	
19	1108 BEECHWOOD RD	15.0	4.0	60.0						1	
20	1123 BEECHWOOD RD	24.8	4.0	99.2							
21	1126 BEECHWOOD RD	10.0	4.0	40.0							
22	1126 BEECHWOOD RD	5.3	4.0	21.2							
23	939 BEECHWOOD RD	15.2	4.0	60.8						1	
24	950 BEECHWOOD RD	20.1	4.0	80.4						1	
25	950 BEECHWOOD RD	40.2	4.0	160.8						1	
26	969 BEECHWOOD RD	5.0	4.0	20.0							
27	989 BEECHWOOD RD	5.0	4.0	20.0							
28	999 BEECHWOOD RD	9.5	4.0	38.0							
29	1011 BERNARD DR	10.0	4.0	40.0						1	
30	1041 BERNARD DR	10.3	4.0	41.2							
31	1041 BERNARD DR	10.0	4.0	40.0						1	
32	500 CAMERON WAY	10.0	5.0	50.0							
33	502 CAMERON WAY	5.0	5.0	25.0							
34	504 CAMERON WAY	20.0	5.0	100.0							
35	1450 COUNTRYSIDE DR	15.0	5.0	75.0							
36	1471 COUNTRYSIDE DR	15.0	5.0	75.0							
37	1524 COUNTRYSIDE DR	10.0	5.0	50.0							
38	1554 COUNTRYSIDE DR	5.0	5.0	25.0							
39	1 FORESTWAY CT	9.0	4.0	36.0						1	
40	1 FORESTWAY CT	4.9	4.0	19.6						1	
41	2 FORESTWAY CT	11.8	4.0	47.2						1	
42	5 FORESTWAY CT	9.8	4.0	39.2						1	
43	422 FORESTWAY DR	15.5	4.0	62.0						1	
44	422 FORESTWAY DR	14.9	4.0	59.6							

SUMMARY OF QUANTITIES

LOCATION #	LOCATION	LENGTH (FT)	WIDTH (FT)	5" PCC SIDEWALK REMOVAL & REPLACEMENT (SQ FT)	6" PCC SIDEWALK REMOVAL & REPLACEMENT (SQ FT)	COMBINATION CONCRETE CURB & GUTTER REMOVAL & REPLACEMENT (FOOT)	DRIVEWAY PAVEMENT REMOVAL (SQ YD)	PCC DRIVEWAY PAVEMENT, 6 INCH (SQ YD)	HOT-MIX ASPHALT DRIVEWAY PAVEMENT, 3" (SQ YD)	TREE ROOT PRUNING (EA)	GENERAL LANDSCAPE RESTORATION (SQ YD)
45	462 FORESTWAY DR	4.6	4.0	18.4							
46	467 FORESTWAY DR	4.5	4.0	18.0						1	
47	554 FORESTWAY DR	19.8	4.0	79.2						1	
48	581 FORESTWAY DR	21.1	4.0	84.4						1	
49	387 INDIAN HILL DR	9.3	4.0	37.2						1	
50	398 INDIAN HILL DR	19.2	4.0	76.8						1	
51	405 INDIAN HILL DR	10.0	4.0	40.0						1	
52	409 INDIAN HILL DR	5.0	4.0	20.0						1	
53	15 KATHERINE CT	5.0	4.0	20.0							
54	15 KATHERINE CT	15.1	4.0	60.4						1	
55	21 KATHERINE CT	20.1	4.0	80.4							
56	21 KATHERINE CT	19.9	4.0	79.6						1	
57	4 KATHERINE CT	5.1	4.0	20.4							
58	6 KATHERINE CT	10.7	4.0	42.8						1	
59	7 KATHERINE CT	5.2	4.0	20.8						1	
60	502 LONGWOOD DR	14.5	4.0	58.0							
61	506 LONGWOOD DR	22.5	4.0	90.0						1	
62	1408 RACHEL LN	5.0	5.0	25.0							
63	1411 RACHEL LN	15.0	5.0	75.0							
64	1418 RACHEL LN	5.0	5.0	25.0							
65	1419 RACHEL LN	30.0	5.0	150.0							
66	1515 RACHEL LN	5.0	5.0	25.0							
67	1538 RACHEL LN	5.0	5.0	25.0							
68	1568 RACHEL LN	5.0	5.0	25.0							
69	423 REGENT DR	14.9	4.0	59.6						1	
70	427 REGENT DR	5.0	4.0	20.0							
71	1340 ROSE BLVD	40.0	5.0	200.0							
72	1342 ROSE BLVD	25.0	5.0	125.0							
73	1404 ROSE BLVD	5.0	5.0	25.0							
74	1578 ROSE BLVD	10.0	5.0	50.0							
75	NICHOLS RD / ARLINGTON HEIGHTS RD, SW CORNER	5.0	5.0	25.0							
76	NICHOLS RD / ARLINGTON HEIGHTS RD, SW CORNER	5.0	5.0	25.0							
77	1317 ROSE CT E	5.0	5.0	25.0							
78	11 STRATHMORE CT	10.0	5.0	50.0							
79	7 STRATHMORE CT	5.0	5.0	25.0							
80	MISCELLANEOUS PUBLIC WORKS LOCATIONS, AS DIRECTED						40	20	20	20	470
	ALTERNATE 02 TOTAL			**4229.4**	**0.0**	**0.0**	**40.0**	**20.0**	**20.0**	**53.0**	**470.0**
	GRAND TOTAL			**19529.5**	**611.0**	**150.0**	**182.0**	**80.0**	**102.0**	**219.0**	**2170.0**

*** All locations and measurements are approximate. Exact locations and measurements shall be determined in the field by the Engineer.**

Illinois Department of Transportation

Check Sheet for Recurring Special Provisions

VoBG-2026-06

Local Public Agency	County	Section Number
Village of Buffalo Grove	Cook	26-00000-04-GM

☐ **Check this box for lettings prior to 01/01/2026**

The Following Recurring Special Provisions Indicated By An "X" Are Applicable To This Contract And Are Included By Reference:

Recurring Special Provisions

Check Sheet #			Page No.
1	☐	Additional State Requirements for Federal-Aid Construction Contracts	87
2	☐	Subletting of Contracts (Federal-Aid Contracts)	90
3	☐	EEO	91
4	☐	Specific EEO Responsibilities Non Federal-Aid Contracts	101
5	☐	Required Provisions - State Contracts	106
6	☐	Asbestos Bearing Pad Removal	112
7	☐	Asbestos Waterproofing Membrane and Asbestos HMA Surface Removal	113
8	☐	Temporary Stream Crossings and In-Stream Work Pads	114
9	☐	Construction Layout Stakes	115
10	☐	Use of Geotextile Fabric for Railroad Crossing	118
11	☐	Subsealing of Concrete Pavements	120
12	☐	Hot-Mix Asphalt Surface Correction	124
13	☐	Pavement and Shoulder Resurfacing	126
14	☐	Patching with Hot-Mix Asphalt Overlay Removal	127
15	☐	Polymer Concrete	129
16	☐	Reserved	131
17	☐	Bicycle Racks	132
18	☐	Temporary Portable Bridge Traffic Signals	134
19	☐	Nighttime Inspection of Roadway Lighting	136
20	☐	English Substitution of Metric Bolts	137
21	☐	Calcium Chloride Accelerator for Portland Cement Concrete	138
22	☐	Quality Control of Concrete Mixtures at the Plant	139
23	☒	Quality Control/Quality Assurance of Concrete Mixtures	147
24	☐	Reserved	163
25	☐	Reserved	164
26	☐	Temporary Raised Pavement Markers	165
27	☐	Restoring Bridge Approach Pavements Using High-Density Foam	166
28	☐	Portland Cement Concrete Inlay or Overlay	169
29	☐	Portland Cement Concrete Partial Depth Hot-Mix Asphalt Patching	173
30	☐	Longitudinal Joint and Crack Patching	176
31	☐	Concrete Mix Design - Department Provided	178
32	☐	Station Numbers in Pavements or Overlays	179

Local Public Agency	County	Section Number
Village of Buffalo Grove	Cook	26-00000-04-GM

The Following Local Roads And Streets Recurring Special Provisions Indicated By An "X" Are Applicable To This Contract And Are Included By Reference:

Local Roads And Streets Recurring Special Provisions

Check Sheet #			Page No.
LRS 1		**Reserved**	181
LRS 2	☐	Furnished Excavation	182
LRS 3	☒	Work Zone Traffic Control Surveillance	183
LRS 4	☒	Flaggers in Work Zones	184
LRS 5	☒	Contract Claims	185
LRS 6	☒	Bidding Requirements and Conditions for Contract Proposals	186
LRS 7	☐	Bidding Requirements and Conditions for Material Proposals	192
LRS 8		**Reserved**	198
LRS 9	☐	Bituminous Surface Treatments	199
LRS 10		**Reserved**	203
LRS 11	☒	Employment Practices	204
LRS 12	☒	Wages of Employees on Public Works	206
LRS 13	☒	Selection of Labor	208
LRS 14	☐	Paving Brick and Concrete Paver Pavements and Sidewalks	209
LRS 15	☒	Partial Payments	212
LRS 16	☐	Protests on Local Lettings	213
LRS 17	☐	Substance Abuse Prevention Program	214
LRS 18	☐	Multigrade Cold Mix Asphalt	215
LRS 19	☐	Reflective Crack Control Treatment	216

Illinois Department of Transportation

Special Provisions

VoBG-2026-06

Local Public Agency	County	Section Number
Village of Buffalo Grove	Cook	26-00000-04-GM

The following Special Provision supplement the "Standard Specifications for Road and Bridge Construction", adopted January 1, 2022, the latest edition of the "Manual on Uniform Traffic Control Devices for Streets and Highways", and the "Manual of Test Procedures of Materials" in effect on the date of invitation of bids, and the Supplemental Specification and Recurring Special Provisions indicated on the Check Sheet included here in which apply to and govern the construction of the above named section, and in case of conflict with any parts, or parts of said Specifications, the said Special Provisions shall take precedence and shall govern.

2026 Sidewalk Improvements Project

TABLE OF CONTENTS
FOR CONTRACT SPECIAL PROVISIONS

General Conditions

1. General Conditions
2. Scope of Work
3. Definition of Village of Buffalo Grove
4. Clean Construction and Demolition Debris (CCDD) Material Disposal
5. JULIE Notification
6. Notice to Bidders
7. Prequalification of Bidders
8. Completion Date
9. Contract Sequencing
10. Construction Work Periods
11. Pre-Construction Meeting
12. Authority of the Engineer
13. Status of Utilities
14. Existing Hardscape
15. Protection of Mailboxes
16. Saw Cutting
17. Use of Fire Hydrants
18. Dust Control
19. Landscape Restoration
20. Earth Excavation
21. Traffic Control Plan
22. Maintenance of Roadways
23. Use of the Work Site
24. Indemnification
25. Insurance Requirements
26. Accidents
27. No Assignment
28. Default
29. Delays
30. Compliance With Laws
31. No Waiver of Rights
32. Termination of the Contract
33. Controlling Law and Venue
34. Miscellaneous

35. Application For Payment
36. Retainage and Waivers
37. Certified Payroll Reports
38. Monetary Penalties
39. Public Notification
40. Maintenance Bond

Special Provisions

1. Tree Root Pruning
2. Aggregate Base Course, Type B
3. Portland Cement Concrete Sidewalk
4. Hot-Mix Asphalt Driveway Pavement
5. General Landscape Restoration (Special)
6. Combination Concrete Curb and Gutter

IDOT District One - Special Provisions

1. Friction Aggregate (D-1)
2. Ground Tire Rubber (GTR) Modified Asphalt Binder (D-1)
3. Hot-Mix Asphalt (D-1)
4. Hot-Mix Asphalt Binder and Surface Course(D-1)
5. Hot-Mix Asphalt – Mixture Design Verification and Production (D-1)

General Conditions

1. General Conditions

It is the policy of the Municipality and other governing agencies to set standards for the performance of road and bridge construction. This contract shall expressly adhere to the 'Standard Specifications for Road and Bridge Construction', latest edition, and the 'Standard Specifications for Water and Sewer Main Construction in Illinois', latest edition, unless otherwise specified herein.

2. Scope of Work

The provisions of Article 104.02 of the Standard Specifications are hereby amended as follows: **"The Village of Buffalo Grove (Village) expressly reserves the right to remove from or add to the project any portions thereof included in the 2026 Sidewalk Improvements Project. Such additions or reductions, if any, shall be made in writing by the Village prior to execution of the Contract Documents. Any addition or reduction in the scope of work required by the Village prior to the execution of the Contract Documents shall not result in an adjustment to the contract or to the price originally bid."**

3. Definition of Village of Buffalo Grove

All references in the contract relating to the Department, Awarding Authority, Village of Buffalo Grove, Village etc. shall mean the Village of Buffalo Grove.

4. Clean Construction and Demolition Debris (CCDD) Material Disposal

Work under this item shall be performed in compliance with the Illinois Environmental Protection Agency (IEPA) guidelines in effect at the time of construction.

The Contractor will be required to make all arrangements for coordination and submission of the necessary documents with their chosen CCDD or other suitable disposal facility. Written confirmation of preliminary approval must be provided from the disposal facility and confirmed by the Owner as acceptable.

All surplus, clean material generated from the Contractor's activities must be disposed of at an IEPA permitted CCDD or otherwise acceptable facility. The Contractor is responsible for providing documentation to the Owner for each load hauled off-site showing the quantity of material and the location the material was disposed of.

Disposal of clean material not in compliance with these requirements will constitute breach of contract. If the Contractor fails to provide adequate documentation supporting the legal disposal of clean material according to this special provision, the Contractor shall be fined $1,000 per load of material and will assume all liability associated with material disposed of not in compliance with this special provision.

No extra compensation will be allowed to the Contractor for any expenses incurred complying with these requirements including but not limited to: delays, inconvenience, or interruptions in the work resulting from compliance with these requirements. All costs associated with material disposal shall be included into the appropriate unit bid prices for the work.

5. JULIE Notification

The Contractor shall call the Joint Utility Locating Information for Excavators (JULIE) (1-800-892-0123 or 811), a minimum of forty-eight (48) hours in advance of work being done in the area in accordance with Article 107.39 of the Standard Specifications.

For utilities which are not members, excluding homeowners, the Contractor shall contact the owners directly. The Contractor will be required to cooperate with all utility companies and municipal agencies involved in connection with the removal, temporary relocation, reconstruction or abandonment by these agencies of any and all services.

No additional compensation will be allowed the Contractor for any expense incurred by complying with these requirements, or because of delays, inconvenience or interruptions in his work resulting from the failure of the municipal agencies or utility company to remove, relocate, reconstruct or abandon their services.

6. Notice to Bidders

All bid proposals must be submitted electronically through the Village's BidNet online procurement system. **Hard copy bids will not be accepted.** As read results of the bids will be posted to the Village's webpage, www.vbg.org/bids as soon as possible following the bid opening. In order to submit a bid proposal, bidders shall:

a. Go to www.vbg.org/bids or www.bidnetdirect.com//villageofbuffalogrove
b. Click on the tab, Open Solicitations and select the project description, '2026 Sidewalk Replacement Project'.
c. Log in to your account and enter your total bid.
d. Include an attachment (up to 200 MB), the following bid documents only:
    i. Local Public Agency Formal Contract Proposal
    ii. Schedule of Prices
    iii. Local Agency Proposal Bid Bond
e. The following documents will be requested by the two (2) as read low bidders immediately following the bid opening:
    i. Apprenticeship or Training Program Certification
    ii. Affidavit of Illinois Business Office
    iii. Affidavit of Availability
    iv. Village of Buffalo Grove Public Contract Statements

All bid questions shall be in writing, and will be accepted up to Friday, February 20 at 9 AM.

All bids will be opened and read publicly via the Microsoft Teams video conferencing platform.

Please join on your computer, mobile app or room device
https://shorturl.at/whwQo

7. Prequalification of Bidders

All bidders are required to fully register with the Village of Buffalo Grove, including IRS Form W-9, at:

www.vbg.org/bids

Select the link 'Register Now'

Please contact BidNet Direct's Vendor Support department at 800-835-4603 (Option 2) for assistance in the registration process.

The Village of Buffalo Grove reserves the right to reject any or all proposals if the bidder does not comply with the requirements as stated herein.

8. Completion Date

The Contractor shall commence the work to be performed under this contract, on or near Monday, June 15, 2026. The work shall be prosecuted in such a manner and with such a supply of materials, equipment and labor as considered necessary to ensure its completion according to the time specified in the contract. The Contractor shall have twenty (20) working days from the actual date the Contractor begins work to complete this project. An additional five (5) working days will be allowed for each alternate awarded by the Village. All work shall be completed, regardless of what is awarded or the actual start date by **Friday, August 14, 2026**, including punch list items, as defined in Article 108.04 of the Standard Specifications.

In case of failure to complete the work on time, the provisions of Article 108.09 of the Standard Specifications shall apply following the calendar day schedule of deductions.

The estimated Village Board award date for this project is Monday, March 16, 2026.

9. Contract Sequencing

The Contractor shall notify the Engineer at least 72 hours in advance of beginning work and 48 hours prior to construction commencement on each subsequent street. Construction operations shall be conducted in a manner such that streets will remain open to all traffic. At no time shall residents or business owners be kept out of their driveway over a weekend or holiday as defined in article 107.09 of the Standard Specifications.

Work shall be scheduled so that it is continuous on the various roadways. The Contractor and approved Subcontractor(s) shall, at all times, employ and provide sufficient labor, tools, equipment, and other incidental items for prosecuting the work to full completion in the manner and time required by the contract.

10. Construction Work Periods

Construction operations shall be completed in accordance with Article 107.09 of the Standard Specifications. All work shall be confined to the period beginning at 7:00 AM and ending at 6:00 PM on weekdays. No work shall be done on weekends or legal holiday periods as defined in Article 107.09 of the Standard Specifications.

Any work outside the allowed time periods specified including but not limited to, material deliveries, mobilization of equipment, warming up machinery, and mobilization of equipment, a penalty of $1,000 per occurrence may be imposed.

11. Pre-Construction Meeting

Prior to commencing any construction operations, there shall be a pre-construction meeting. The Owner or Engineer will set the time and date of the meeting following Contract award.

The following shall be submitted by the Contractor for review at the pre-construction meeting:

A Progress Schedule in accordance with Article 108.02.

The 24-hour emergency phone number and contact information of the assigned Contractor's superintendent, or otherwise.

The name and 24-hour emergency phone number of the person in the direct employ of the Contractor who is responsible for administrating the Traffic Control and Protection on the Contract

A list of subcontractors with contact information, including but not limited to name, phone number, and email address, and include quantity and type of work to be sublet for each respective subcontractor in accordance with Article 108.01 of the Standard Specifications.

A list of proposed sources of material.

Hot-mix asphalt and concrete mix designs, and respective quality control plans.

Any applicable shop drawing submittals.

12. Authority of the Engineer

Revise Article 105.01 Authority of Engineer to read:

"All work shall be done in accordance with the requirements of the Contract, the Engineer shall have the right, but not the obligation, to observe all work. The Engineer shall decide all questions that arise as to the interpretation of the Plans and Specifications and as to disputes and mutual rights between Contractors under the Specifications. The Engineer shall advise the Village of Buffalo Grove as to the quality and acceptability of materials furnished and work performed, rate of progress of the work, and acceptable fulfillment of the Contract. The Engineer

will determine the amount of materials furnished and work performed. The Engineer's advice and determinations shall be conditions precedent to the right of the Contractor to receive money due the Contractor under the Contract."

"The Engineer will notify the Contractor in writing if the work is to be suspended by the Village of Buffalo Grove wholly or in part due to the failure of the Contractor to carry out provisions of the contract; for failure to carry out orders; for such periods due to unsuitable weather; for conditions considered unsuitable for the prosecution of the work or for any other condition or reason deemed to be in the public interest."

"In case of failure on the part of the Contractor to execute work as directed by the Engineer, the Village of Buffalo Grove may, at the expiration of a period of 48 hours after giving notice in writing to the Contractor, proceed to execute such work as may be deemed necessary, and the cost thereof shall be deducted from compensation due or which may become due to the Contractor under the contract."

The Engineer shall not assume any of the responsibilities of the Contractor's superintendent or of subcontractors; shall not expedite the work for the Contractor; and shall not advise on, or issue directions concerning aspects of construction means, methods, techniques, sequences or procedures, or safety precautions in connection with the work.

13. Status of Utilities (D-1)

Effective: June 1, 2016
Revised: January 1, 2020

Utility companies and/or municipal owners located within the construction limits of this project have provided the following information regarding their facilities and the proposed improvements. The tables below contain a description of specific conflicts to be resolved and/or facilities which will require some action on the part of the Department's contractor to proceed with work. Each table entry includes an identification of the action necessary and, if applicable, the estimated duration required for the resolution.

UTILITIES TO BE ADJUSTED

Conflicts noted below have been identified by following the suggested staging plan included in the contract. The company has been notified of all conflicts and will be required to obtain the necessary permits to complete their work; in some instances, resolution will be a function of the construction staging. The responsible agency must relocate, or complete new installations as noted below; this work has been deemed necessary to be complete for the Department's contractor to then work in the stage under which the item has been listed.

No conflicts to be resolved.

UTILITIES TO BE WATCHED AND PROTECTED

The areas of concern noted below have been identified by following the suggested staging plan included for the contract. The information provided is not a comprehensive list of all remaining utilities, but those which during coordination were identified as ones which might require the Department's contractor to take into consideration when making the determination of the means and methods that would be required to construct the proposed improvement. In some instances, the contractor will be responsible to notify the owner in advance of the work to take place so necessary staffing on the owner's part can be secured.

No facilities requiring extra consideration.

The following contact information is what was used during the preparation of the plans as provided by the owner of the facility.

Agency/Company Responsible to Resolve Conflict	Name of Contact	Phone	E-mail address
AT&T / T-TCG	Janet Ahem	(630) 573-6414	Ja1763@att.com
Comcast	Martha Gieras	(630) 660-6352	Martha_gieras@comcast.com
ComEd	Tina Losianowycz	(630) 396-8220	tina.losianowcyz@comed.com
Nicor Gas	Bruce Koppan	(630) 388-2362	bkoppan@southernco.com
North Shore Gas	Jimmy Ly	(847) 263-3225	Jimmy.ly@northshoregasdelivery.com

The above represents the best information available to the Department and is included for the convenience of the bidder. The days required for conflict resolution should be considered in the bid as this information has also been factored into the timeline identified for the project when setting the completion date. The applicable portions of the Standard Specifications for Road and Bridge Construction shall apply.

Estimated duration of time provided above for the first conflicts identified will begin on the date of the executed contract regardless of the status of the utility relocations. The responsible agencies will be working toward resolving subsequent conflicts in conjunction with contractor activities in the number of days noted.

The estimated relocation duration must be part of the progress schedule submitted by the contractor. A utility kickoff meeting will be scheduled between the Department, the Department's contractor and the utility companies when necessary. The Department's contractor is responsible for contacting J.U.L.I.E. prior to all excavation work.

14. Existing Hardscape

Any damage to existing hardscape from tracked equipment or due to the Contractor's negligence, workmanship, or neglect shall be replaced at the Contractor's expense. It is recommended rubber tired or rubber tracked equipment is used. Any unwarranted disturbance to the existing hardscape to remain will warrant repairs made joint to joint and in conformance with the contract documents. The Engineer and Village shall determine the limits of removal and replacement, and all work shall be completed to their satisfaction.

15. Protection of Mailboxes

The Contractor shall take all necessary precautions when working near mailboxes within or adjacent to the project limits. If at the Contractors discretion, a mailbox will interfere with construction operations, a temporary mailbox shall be located per the United States Postal Service requirements and the permanent mailbox reinstalled following said operation. At no time shall a resident be without a mailbox or not receive mail due to a mailbox being removed, replaced or damaged. The Contractor shall replace, at no additional cost to the Owner, any mailbox or post which has been damaged by the Contractor's operations due to neglect, misconduct or poor workmanship. The cost of all materials required and all labor necessary to comply with this specification herein will not be paid for separately, but shall be considered as included in the unit prices bid and no additional compensation shall be allowed.

The Contractor must maintain access for both residents and mail carriers to all mailboxes throughout the duration of the project.

16. Saw Cutting

The Contractor shall be required to perform a perpendicularly straight joint by full-depth machine sawing of all proposed items to be removed prior to removal operations to prevent damage or spalling to existing hardscape to remain. Simple or partial depth scoring shall not be permitted. Saw cut locations may or may not be shown on the plans, however, shall be required in the field. All sawcut slurry, regardless of the amount, shall be promptly removed to prevent tracking. Any slurry tracked or left on surfaces to remain shall be thoroughly cleaned or replaced, at the direction of the Village or Engineer, by the Contractor at no additional cost to the Village.

The Contractor shall replace, at no additional cost to the Village, any hardscape, outside of the limit of improvements, damaged by the Contractor's operations due to neglect, misconduct, or poor workmanship.

17. Use of Fire Hydrants

The indiscriminate use of fire hydrants is strictly prohibited. The Contractor can obtain non-potable water in bulk for a charge at Buffalo Grove's self-serve Water Station located at 851 Krause Drive. There is a credit card reader attached to the station for payment. The Contractor shall provide a water truck or containment and driver to obtain and transport the water. If it is determined that the Contractor or its subcontractors operate or use a Village fire hydrant, a monetary penalty of $1,000 per occurrence that will be imposed.

18. Dust Control

The Contractor shall be required to control dust or air-borne dirt resulting from construction operations by utilizing a mechanical street sweeper on all pavement within or adjacent to the project work zone throughout the duration of the project. The resulting debris shall be disposed of off-site in accordance with Article 202.03 of the Standard Specifications. Individual fire hydrant use shall not be permitted to control dust at specific locations. The Contractor shall provide dust control operations daily or as directed by the Engineer.

The cost of this work shall be included in the unit prices bid and no additional compensation shall be allowed to control dust as specified herein.

19. Landscape Restoration

This work shall include all labor, material, and equipment necessary to furnish, install, and maintain pulverized topsoil, seed, and granular mulch in accordance with Sections 211 and 250 of the Standard Specifications and as specified herein. This general condition shall only apply when the area of disturbance is six (6) inches or less from the edge of the proposed hardscape. When additional landscape restoration is required by the Engineer to blend the new sidewalk elevation to the existing terrain over a minimal slope, the applicable pay item shall be used and the work paid for accordingly.

Pulverized topsoil shall not be placed until all irregularities, depressions, or high points in the surface are removed and smooth to the lines and grades as directed by the Engineer. The surface of the topsoil shall be blended to match the existing terrain, and be free from clods, stones, sticks, and debris.

The Contractor shall furnish and place IDOT Class 1A salt tolerant lawn mixture, produced and tested in the current year, and be free of weeds. Within 24 hours of seed placement, granular mulch made from recycled wood and cellulose fibers shall be placed on the areas specified. Mulch shall be applied uniformly and in accordance with the manufacturer's recommendation. The granular mulch shall be produced by Profile® Seed Aide® CoverGrow™ or approved equal.

It is recommended that the Contractor water each area every other day at a rate of three (3) gallons per square yard, however, it is the sole and exclusive responsibility of the Contractor to make required adjustments to the watering rate or schedule.

The cost of this work shall be included in the unit prices bid and no additional compensation shall be allowed to establish a live, healthy turf area, following disturbance.

20. Earth Excavation

All earth excavation required to complete this project to the proposed lines, grades, and cross sections shall be in accordance with Section 202 of the Standard Specifications. Earth excavation will not be paid for separately but shall be included in the cost of the item requiring the excavation. All surplus excavated material shall be disposed of off-site in accordance with Article 202.03 of the Standard Specifications.

21. Traffic Control Plan

Effective: September 30, 1985
Revised: January 1, 2007

Traffic Control shall be according to the applicable sections of the Standard Specifications, the Supplemental Specifications, the "Illinois Manual on Uniform Traffic Control Devices for Streets and Highways", any special details and Highway Standards contained in the plans, and the Special Provisions contained herein.

Special attention is called to Article 107.09 of the Standard Specifications and the following Highway Standards, Details, Quality Standard for Work Zone Traffic Control Devices, Recurring Special Provisions and Special Provisions contained herein, relating to traffic control.

Delays to the Contractor caused by complying with these requirements will be considered included in the cost of the contract, and no additional compensation will be allowed.

Standards
701006, 701301, 701501, 701801 and 701901

Details
TC-10 Traffic Control and Protection for Side Roads, Intersections and Driveways

Special Provisions
Protection of Mailboxes
Dist 1 - Maintenance of Roadways
LRS 3 – Work Zone Traffic Control Surveillance

LRS 4 – Flaggers in Work Zones
BDE – Vehicle and Equipment Warning Lights
BDE – Work Zone Traffic Control Devices

22. Maintenance of Roadways

Effective: September 30, 1985
Revised: November 1, 1996

Beginning on the date that the Contractor begins work on this project, he shall assume responsibility for normal maintenance of all existing roadways within the limits of the improvement. This normal maintenance shall include all repair work deemed necessary by the Engineer, but shall not include snow removal operations. Traffic control and protection for maintenance of roadways will be provided by the Contractor as required by the Engineer.

If items of work have not been provided for in the contract, or otherwise specified for payment, such items, including the accompanying traffic control and protection required by the Engineer, will be paid for in accordance with Article 109.04 of the Standard Specifications.

23. Use of the Work Site

Contractor shall use the Work Site solely to complete the Work and such related activities as may be authorized or directed by the Village. Except as provided herein, Contractor shall not (nor shall Contractor cause or permit any employee or person under Contractor's control) to display or broadcast commercial, political, or religious messages or advertisements of any nature at the Work Site or in connection with the Work. The foregoing shall not be construed to prohibit the following at the Work Site or in connection with the Work: (a) the use of equipment, materials, or other items (*e.g.* personnel uniforms and clothing) that identify the Contractor (such as by displaying the Contractor's name, logo, slogan, contact information, or similar messages) or that identify the maker or supplier of such equipment, material, or item; or (b) the use or display of signs, flags, cones, traffic control devices, markers, or other similar devices that reasonably relate to the Work, Work Site safety, public safety, or regulatory compliance; or (c) personal speech, religious practice, or expression by any individual performing Work or at the Work Site; or (d) upon written approval or direction of the Village, the display of information regarding the sponsor of the Work or funding sources for the Work.

In addition, Contractor shall not (nor shall Contractor require or permit its personnel, subcontractors, or subcontractors' personnel to) conduct any prohibited political activity at the Work Site or while performing the Work. Contractor and its personnel or subcontractors (including any subcontractor's personnel) shall not intentionally or knowingly use the Work Site or any other property or resources of the Village in connection with any prohibited political activity. For purposes of this section, the term "prohibited political activity" shall have the meaning set forth in Section 5 of the State Officials and Employees Ethics Act, 5 ILCS 430/1-5.

24. Indemnification

To the fullest extent permitted by law, the Contractor agrees to defend, pay on behalf of, indemnify, and hold harmless the Village, its elected and appointed officials, agents, employees and volunteers and others working on behalf of the Village against any and all claims, demands, suits or loss, including all costs connected therewith, and for any damages which may be asserted, claimed or recovered against or from the Village, its elected and appointed officials, agents, employees and volunteers and others working on behalf of the Village, by reason of personal injury, including bodily injury and death, and/or property damage, whether damage to property of the Village or of a third party, including loss of use thereof, which arises out of or is in any way connected or associated with the Contract and the Work.

25. Insurance Requirements

12.04.080 - Insurance.

A. Required Coverages and Limits. Unless otherwise provided by franchise, license, or similar agreement, each Contractor occupying right-of-way or constructing any facility in the right-of-way shall secure and maintain the following liability insurance policies insuring the Contractor as named insured and naming the Village, and its elected and appointed officers, officials, agents, and employees as additional insureds on the policies listed in subsection (A)(1) and (A)(2) of this section:

1. Commercial general liability insurance, including premises-operations, explosion, collapse, and underground hazard (commonly referred to as "X," "C," and "U" coverages) and products-completed operations coverage with limits not less than:

a. Five million dollars for bodily injury or death to each person,

b. Five million dollars for property damage resulting from any one accident, and

c. Five million dollars for all other types of liability;

2. Automobile liability for owned, non-owned and hired vehicles with a combined single limit of one million dollars for personal injury and property damage for each accident;

3. Worker's compensation with statutory limits; and

4. Employer's liability insurance with limits of not less than one million dollars per employee and per accident.

If the Contractor is not providing such insurance to protect the contractors and subcontractors performing the work, then such contractors and subcontractors shall comply with this section.

B. Excess or Umbrella Policies. The coverages required by this section may be in any combination of primary, excess, and umbrella policies. Any excess or umbrella policy must provide excess coverage over underlying insurance on a following-form basis such that when any loss covered by the primary policy exceeds the limits under the primary policy, the excess or umbrella policy becomes effective to cover such loss.

C. **Copies Required. The Contractor shall provide copies of any of the policies including all endorsements or certificates required by this section to the Village within ten calendar days following receipt of a written request therefor from the Village.**

D. Maintenance and Renewal of Required Coverages. The insurance policies required by this section shall contain the following endorsement:

"It is hereby understood and agreed that this policy may not be canceled nor the intention not to renew be stated until thirty (30) calendar days after receipt by the Village, by registered mail or certified mail, return receipt requested, of a written notice addressed to the Village Manager of such intent to cancel or not to renew."

Within ten (10) calendar days after receipt by the Village of said notice, and in no event later than ten (10) calendar days prior to said cancellation, the Contractor shall obtain and furnish to the Village evidence of replacement insurance policies meeting the requirements of this section.

E. Self-Insurance. A Contractor may self-insure all or a portion of the insurance coverage and limit requirements required by subsection A of this section. A Contractor that self-insures is not required, to the extent of such self-insurance, to comply with the requirement for the naming of additional insureds under subsection A of this section, or the requirements of subsections B through D of this section. A Contractor that elects to self-insure shall provide to the Village evidence sufficient to demonstrate its financial ability to self-insure the insurance coverage and limit requirements required under subsection A of this section, such as evidence that the Contractor is a "private self-insurer" under the Workers Compensation Act.

F. Effect of Insurance and Self-Insurance on Contractor's Liability. The legal liability of the Contractor to the Village and any person for any of the matters that are the subject of the insurance policies or self-insurance required by this section shall not be limited by such insurance policies or self-insurance or by the recovery of any amounts thereunder.

G. Insurance Companies. All insurance provided pursuant to this section shall be effected under valid and enforceable policies, issued by insurers legally able to conduct business with the licensee in the State of Illinois. All insurance carriers and surplus line carriers shall be rated "A-" or better and of a class size "X" or higher by A.M. Best Company.

H. Verification of Coverage. **Contractor shall furnish the Village with certificates of insurance naming the Village, its officials, agents, employees, and volunteers as additional insured's and with original endorsements, affecting coverage required herein.** The certificates and endorsements for each insurance policy are to be signed by a person authorized by that insurer to bind coverage on its behalf. The certificates and endorsements are to be received and approved by the Village before any work commences. The Village reserves the right to request full certified copies of the insurance policies and endorsements.

I. Subcontractors. Contractor shall include all subcontractors as insured's under its policies or shall furnish separate certificates and endorsements for each subcontractor. All coverage's for subcontractors shall be subject to all of the requirements stated herein.

J. Assumption of Liability. The contractor assumes liability for all injury to or death of any person or persons including employees of the contractor, any subcontractor, any supplier or any other person and assumes liability for all damage to property sustained by any person or persons occasioned by or in any way arising out of any work performed pursuant to the Contract.

K. Workers' Compensation and Employers' Liability Coverage. The insurer shall agree to waive all rights of subrogation against the Village of Buffalo Grove, its officials, employees, agents and volunteers for losses arising from work performed by Contractor for the municipality.

L. Failure to Comply. In the event the Contractor fails to obtain or maintain any insurance coverage's required under this contract, The Village may purchase such insurance coverage's and charge the expense thereof to the Contractor.

Nothing contained herein is intended to constitute, nor shall it constitute a waiver of the rights, defenses and/or other immunities provided or available to the Village under law including, but not limited to, the Local Governmental and Governmental Employees Tort Immunity Act.

26. Accidents

In the event of any accident of any kind that involves the general public or property of the Village or a third party, the Contractor shall immediately notify the Village by phone as well as provide Notice of the same. The Notice shall include a full accounting of all details of the accident. The Contractor shall furnish the Village with copies of all reports of such accidents at the same time that the reports are forwarded to any other interested parties.

27. No Assignment

If the Contractor sublets or assigns any part of the Work then the Contractor shall not under any circumstances be relieved of its liabilities hereunder. All transactions of the Village shall be with the Contractor. Subcontractors shall be recognized only in the capacity of employees or workmen and shall be subject to the same requirements as to character and competence. The Contractor shall not assign, transfer, convey, sell or otherwise dispose of the whole or any part of this Contract to any person, firm or corporation without written consent of the Village or authorized representative.

28. Default

The following shall constitute a default an "**Event of Default**" by the Contractor under this Contract:

A. If the Contractor shall fail to strictly observe or perform one or more of the terms, conditions, covenants and agreements of this Contract;

B. If there shall be placed on any property owned by the Village any mechanics', materialmens' or suppliers' lien;

C. If there shall be instituted any proceeding against the Contractor seeking liquidation, dissolution or similar relief and the same shall not be dismissed within forty-five (45) calendar days;

D. If there shall be appointed any trustee, receiver or liquidator of the Contractor and such appointment shall not have been vacated within forty-five (45) calendar days; and

E. If the Contractor fails to maintain or obtain any and all permits, licenses and the like, if any, required by the Village, State or Federal governments for the Work.

Upon any Event of Default the Village shall have the option of (**i**) terminating the Contract; (**ii**) pursuing any remedy available to it at law or in equity; or (**iii**) pursuing both simultaneously. In addition, upon an Event of Default, the Village may withhold payments due to the Contractor until it has hired a replacement of the Contractor and deducted all costs of hiring a replacement.

29. Delays

The Contractor shall not be liable in damages for delays in performance when such delay is the result of fire, flood, strike, acts of God, or by any other circumstances which are beyond the control of the Contractor; provided, however, under such circumstances the Village may, at its option, cancel the Contract.

30. Compliance With Laws

The Contractor shall comply with all applicable laws, regulations and rules promulgated by any federal, state, local, or other governmental authority or regulatory body pertaining to all aspects of the Work, now in effect, or which may become in effect during the performance of the Work. The scope of the laws, regulations, and rules referred to in this paragraph includes, but is in no way limited to, the Illinois Human Rights Act, Illinois Equal Pay Act of 2003, Occupational Safety & Health Act along with the standards and regulations promulgated pursuant thereto (including but not limited to those safety requirements involving work on elevated platforms), all forms of traffic regulations, public utility, Interstate and Intrastate Commerce Commission regulations, Workers' Compensation Laws, Public Construction Bond Act, Public Works Preference Act, Employment of Illinois Workers on Public Works Act, USA Security Act, federal Social Security Act (and any of its titles), and any other law, rule or regulation of the Illinois Department of Labor, Department of Transportation, Illinois Environmental Protection Act, Illinois Department of Natural Resources, Illinois Department of Human Rights, Human Rights Commission, EEOC, and the Village of Buffalo Grove. Notwithstanding the following, the Contractor shall particularly note that:

A. NO DISCRIMINATION – The Contractor shall comply with the provisions of the Illinois Public Works Employment Discrimination Act and the Illinois Human Rights Act/Equal Opportunity Clause which, pursuant to Illinois law, are deemed to be part of this Contract.

B. FREEDOM OF INFORMATION - The Contractor agrees to furnish all documentation related to the Contract, the Work and any documentation related to the Village required under an Illinois Freedom of Information Act (ILCS 140/1 et. seq.) ("**FOIA**") request within five (5) calendar days after the Village issues Notice of such request to the Contractor. The Contractor agrees to defend, indemnify and hold harmless the Village, and agrees to pay all reasonable costs connected therewith (including, but not limited to attorney's and witness fees, filing fees and any other expenses) for the Village to defend any and all causes, actions, causes of action, disputes, prosecutions, or conflicts arising from Contractor's actual or alleged violation of FOIA or the Contractor's failure to furnish all documentation related to a FOIA request within five (5) calendar days after Notice from the Village for the same. Furthermore, should the Contractor request that the Village utilize a lawful exemption under FOIA in relation to any FOIA request thereby denying that request, Contractor agrees to pay all costs connected therewith (such as attorneys' and witness fees, filing fees and any other expenses) to defend the denial of the request. This defense shall include, but not be limited to, any challenged or appealed denials of FOIA requests to either the Illinois Attorney General or a court of competent jurisdiction.

C. ILLINOIS WORKERS ON PUBLIC WORKS ACT - To the extent applicable, the Contractor shall comply with the Illinois Workers on Public Works Act, 30 ILCS 570/1 et seq., and shall provide to the Village any supporting documentation necessary to show such compliance.

D. NOT A BLOCKED PERSON - The Contractor affirms and covenants that neither the Contractor nor any individual employed by the Contractor for this Work or under this Contract is a person forbidden from doing business with a unit of local government under Executive Order No. 13224 (Sept 23, 2001), 66 Fed.Reg. 49,079 (Sept 23, 2001) or is a person registered on the Specially Designated Nationals and Blocked Persons List. The Contractor shall indemnify the Village from all costs associated with failure to comply with this paragraph.

E. SUBSTANCE ABUSE PREVENTION ON PUBLIC WORKS ACT - The Contractor knows, understands and acknowledges its obligations under the Substance Abuse Prevention on Public Works Act (820 ILCS 265/1 et seq.), and shall comply and require all subcontractors and lower tiered contractors to comply with the requirements and provisions thereof.

31. No Waiver of Rights

A waiver by the Village of any Event of Default or any term of provision of this Contract shall not be a waiver of the same Event of Default, another Event of Default or any other term or provision of this Contract.

32. Termination of the Contract

Voluntary Termination. Notwithstanding any other provision hereof, the Village may terminate this Contract during the Initial Term with or without cause, at any time upon thirty (30) calendar days prior written notice to the Contractor.

Termination for Breach. Either party may terminate this Contract upon written notice to the other party following material breach of a material provision of this Contract by the other party if the breaching party does not cure such breach within fifteen (15) calendar days of receipt of written notice of such breach from the non-breaching party.

33. Controlling Law and Venue

This Contract is entered into in the State of Illinois, for work to be performed in the State of Illinois and shall be governed by and construed in accordance with the laws of the State of Illinois. Any legal matters or dispute shall be resolved in the Circuit Court of Cook County and the Parties hereby submit to the jurisdiction of such Circuit Court. This Contract shall be construed without regard to any presumption or other rule requiring construction against the Party causing the Contract to be drafted.

34. Miscellaneous

A. AMENDMENT – This Contract may be amended only in writing executed by both Parties.

B. NO RECORDING – This Contract, or a memorandum thereof, may not be recorded in any form by either Party. If either Party records this Contract, or a memorandum thereof, they shall immediately file a release of the same.

C. SECTION HEADINGS – The headings in the Contract are intended for convenience only and shall not be taken into consideration in any construction or interpretation of the Contract.

D. NO THIRD PARTY BENEFICIARIES – This Contract does not confer any rights or benefits on any third party.

E. BINDING EFFECT – This Contract shall be binding and inure to the benefit of the Parties hereto, their respective legal representatives, heirs and successors-in-interest.

F. ENTIRE AGREEMENT – This Contract supersedes all prior agreements and understandings and constitutes the entire understanding between the Parties relating to the subject matter hereof.

G. SEVERABILITY - If any term, condition or provision of the Contract is adjudicated invalid or unenforceable, the remainder of the Contract shall not be affected and shall remain in full force and effect, to the fullest extent permitted by law.

H. TORT IMMUNITY DEFENSES - Nothing contained in this Contract is intended to constitute nor shall constitute a waiver of the rights, defenses, and immunities provided or available to the Village under the Local Governmental and Governmental Employees Tort Immunity Act, 745 ILCS 10 *et seq*.

35. Application For Payment

At least once each month, the Engineer will make a written estimate of the quantity of work performed in accordance with the Contract, and the value thereof at the contract unit prices according to Article 109.02 of the Standard Specifications. For each pay period, the quantity cut off will be the first Saturday of each month. During the second week, the Engineer and Contractor will agree to the quantities completed to-date. The Contractor shall submit an agreed upon invoice electronically to the Engineer by the end of the working day of the third Monday of the month. The Village will begin their payment process and will result in the review of the payment at the next regularly scheduled Village Board meeting. Prior to the release of payment, the Contractor shall submit electronically, all certified payroll reports, applicable waivers, and a notarized and signed clarifying statement for Village Attorney review and subsequent approval. Prior to the release of the check, hard-copies of all applicable waivers and the clarifying statement shall be received by the Village.

All payments under this Contract must be approved by the Village Board at a regularly scheduled meeting. The Village reserves the right to request any receipts, invoices, proof of payments as the Village, in its sole discretion, may deem necessary to justify the payment requested prior to paying the requested payment. A Final Lien Waiver from the Contractor, its subcontractors, and all material suppliers shall be furnished with the final application for payment.

The Contractor acknowledges that the Village is a unit of local government and that all payments under the Contract are subject to the Local Government Prompt Payment Act, 50 ILCS 505 et seq. To that extent, the Village shall have forty-five calendar (45) days from receipt of a bill or invoice to pay the same before it is considered late under the Contract. Interest, if any, charged for any late payments will be subject to the interest rate caps specified in the Prompt Payment Act.

36. Retainage and Waivers

The Village of Buffalo Grove has the option to retain from the amount due to the Contractor a maximum of ten percent (10%) from each pay request. The Contractor may request the retainage be reduced and provide reasoning for such reduction in writing to the Village. The Village has the option to accept or deny the request and shall be considered final. The retainage may be held until the Village determines the project to be final and accepted, at which time any warranty or maintenance period shall commence.

The Contractor shall submit, for each pay request submittal, original partial or final waivers from all subcontractors and material suppliers for the work payment is requested from the Village; trailing waivers will not be permitted. The Village will not remit payment to the Contractor until all original hard-copies of waivers for the work the Contractor is requesting payment for are received and reviewed. To help expedite the process, the Village is willing to review draft waivers after the invoice has been submitted for the pay request. When the draft waivers are reviewed and found acceptable, and the check is cut according to the Village's Warrant schedule, then the check and final waivers can be exchanged accordingly.

37. Certified Payroll Reports

Pursuant to PA 100-1177 the Illinois Department of Labor (IDOL) has activated an electronic database (Payroll Portal) capable of accepting and retaining certified payrolls submitted under the State of Illinois Prevailing Wage Act (820 ILCS/130/1). All contractors and subcontractors completing work for the Village of Buffalo Grove pursuant to the Act must submit all certified payroll through the IDOL Payroll Portal.

The Village is an Illinois unit of local government and the Work hereunder is subject to the Illinois Prevailing Wage Act, 820 ILCS 130/0.01, et seq. Consequently, the Contractor and each subcontractor shall submit with their application for payment(s) the email certification received from their IDOL Payroll Portal submittal with each of their pay requests. Any delay in processing the payments due to a lack of aforementioned email certification shall not be an event of default by the Village and shall not excuse any delay by the Contractor who shall proceed with the Work as if no delay in payment has occurred. The Contractor and Village shall agree to take any further steps not outlined above to ensure compliance with the Prevailing Wage Act. Upon two business days' Notice, the Contractor and each subcontractor shall make available to the Village their records to confirm compliance with the Prevailing Wage Act. Finally, to ensure compliance with Prevailing Wage Act, the Contractor and each subcontractor shall keep for a period of not less than 5 years after the Work has been completed records of all laborers, mechanics, and other workers employed by them for the Work; the records shall include each worker's name, address, telephone number, classification or classifications, the hourly wages paid in each period, the number of hours worked each day, the starting and ending times of work each day and, when available, last four digits of the social security number. The Contractor shall provide a list of every name, address, phone number and email of every sub-contractor for the Work.

If the contractor must submit the payroll to the Village of Buffalo Grove for reasons outside of their control, the Village requests that the Contractor submit all certified payroll reports, including subcontractors, and EEO reporting be sent electronically in separate files for each respective Contractor/subcontractor with the weeks ending date in the file name to amdow@vbg.org (i.e. Contractor Name Week Ending.pdf) as shown in the sample letter in Exhibit D.

The Contractor is responsible for providing all records in accordance with the Illinois Department of Labor's (IDOL) requirements pertaining to the Prevailing Wage Act on the standard IDOL form. Only the last four (4) digits of the employee's social security number will be required; the remaining digits shall be "X" or redacted. To complete the certified payroll request for release of payment, the Contractor must supply a signed and notarized written statement that all necessary documentation has been turned over for the pay period pertaining to that payment requested.

Under P.A. 98-0328, the public body must retain copies of the certified payroll for 5 years rather than 3 years as was the case previously. The Illinois Department of Labor (IDOL) has created model certified payroll forms which can be found at the IDOL website www.illinois.gov/idol. the new form consists of three pages identified as the "certified transcript of payroll affidavit" and "certified transcript of payroll instructions". The new forms on the IDOL website can be filled in online and then printed out. under P.A. 98-0482, contractors and subcontractors will have to provide additional information with respect to working hours, wage rates, overtime rates and fringe benefits. The IDOL's model certified payroll forms are the most current forms for compliance with P.A. 98-0482 and should be used in public works contracts.

38. Monetary Penalties

All work shall be completed in accordance with the Contract Documents in a reasonable and timely manner. For each occurrence that work is not completed in a reasonable and timely manner, a monetary penalty will be deducted from the final pay application. The Contractor shall make themselves and all subcontractors aware of the following deficiency and deductions:

Description	Penalty	Per Occurrence
Failure to Sweep Roadway	$2,000	Calendar Day
Failure to Maintain Trench	$250	Calendar Day
Failure to Adhere to Period of Establishment Requirements	$250	Calendar Day
Distributing Unapproved Resident Notices	$100	Household
Failure to Distribute Notices in a Timely Manner	$100	Household
Failure to Distribute Notice to Resident	$100	Household
Failure to Provide Access in a Timely Manner	$250	Household Per Day
Failure to Provide Weekly Update to Engineer	$1,000	Per Occurrence
Failure to Attend a Scheduled Weekly Meeting	$1,000	Per Occurrence
Failure to Respond in a Timely Manner to a Resident	$250	Calendar Day
Failure to Ramp Roadway or Driveway	$250	Household/Roadway Per Day
Use of Fire Hydrant or Valve	$1,000	Each
Failure to Provide Maintenance of Roadway in a Timely Manner as Determined by the Engineer	$1,000	Calendar Day
Entering Private Property	$500	Per Occurrence
Failure to Provide Portable Facilities	$100	Calendar Day
Illicit Discharge of Silt or Construction Debris	$1,000	Per Occurrence
Failure to Submit Shop Drawings on Time	$500	Per Occurrence
Failure to Maintain Erosion and/or Sediment Control Devices	$1,000	Per Occurrence
Working Outside Allowable Work Hours	$1,000	Per Occurrence

At the discretion of the Engineer and without notice, the Contractor shall have deducted the monetary penalty amount as listed above for each occurrence on the final pay application.

39. Public Notification

The Contractor shall be required to provide and distribute letters to residents or business owners anytime access will be affected to a home or utility service is interrupted. This general condition shall only apply when access will be directly affected for greater than four (4) hours, or as directed by the Engineer. Public notification shall not be required for every residence within the project limits.

Letters shall be typed on standard 8.5" x 11" paper and an envelope may or may not be used. All letters, including those written and distributed by a subcontractor, shall be printed on the General Contractor's letterhead and shall include the name, address, and telephone number of the General Contractor's person in charge.

Letters shall be taped to a non-painted surface using painters tape or approved equal, and will be placed in as many locations as needed to ensure they will be visible to residents. Distributing letters via mailbox is discouraged, however, must be compliant with all United States Postal Service federal regulations. Notification letters shall include but is not limited to the following:

- Exact day and time work is to begin that will affect access (weather permitting).
- How the resident will know they may resume normal access to their property.
- The anticipated length of the closure (no more than one week will be permitted).
- Specific location where parking is permitted, both overnight and during the working day (as signed and normally permitted during daytime).
- The Village of Buffalo Grove Police Department has been notified that overnight parking will be permitted. (It shall be the responsibility of the Contractor to confirm this with the Village.)
- The Contractor will go door-to-door the moment prior to work is to begin to ensure all accommodations are made.
- General Contractor's person in charge name and contact information for additional information or specific requests.

- If applicable, provide Resident flushing procedures (following reconnection of the water service, resident to flush inside of the house via the bath or utility sink for ten minutes prior to consumption).

Notification letters shall be distributed a minimum of 24 hours prior to access being affected or otherwise. If this requirements is not met, work shall not commence**. All letters must be approved by the Village or Engineer prior to and for each individual distribution**. Additional letters may be required when weather or other unforeseen circumstances change the schedule. When requested, the Contractor is required to return or provide correspondence from a resident within 24 hours.

Under special circumstances, the Village, may choose to write a notification letter and the Contractor shall still be responsible for delivering the letter as specified herein. An example of a resident notification letter can be found in Appendix A.

The Contractor must comply with all of the above-mentioned statements otherwise a monetary penalty of $100 per household, per calendar day shall be imposed.

40. Maintenance Bond

The Contractor will be required to post a Maintenance Bond for a period of One Year (1-yr) from date of final acceptance by the Village. Final acceptance will be the date the Final Payment is made to the Contractor. The bond shall be in a form acceptable to the Village in the amount of 10% (ten percent) of the awarded contract value. Unless under emergency situations, the Village will offer the Contractor the ability to fix or repair any item prior to the bond being called. If the Contractor elects to perform the repairs themselves, all work must be complete within 14 calendar days of notice from the Village or the Village reserves the right to perform the repairs themselves.

The Maintenance Bond shall cover all necessary repairs or replacements as deemed necessary by the Village due to poor workmanship, failed materials, settlement of trenches, excessively spalled, chert popped or cracked concrete, storm and water main failures, restoration establishment, and other items as completed by the Contractor.

All required pavement repairs shall be from curb line to the nearest cold joint. Pavement repairs shall have all joints routed and filled with crack seal material including along the edge of pavement 1 month after installation.

If the Contractor elects to not perform the repairs or does not perform them in the time allotted the Village will perform the work and collect from the bond any damages incurred by the Village to perform the repairs.

Special Provisions

1. Tree Root Pruning

This work shall include all labor, material, and equipment necessary to prune existing tree roots in accordance with Section 201 of the Standard Specifications and as specified herein.

Following the complete removal of a sidewalk section, all exposed tree roots shall be pruned or ground down to a depth of twelve (12) inches below the existing sidewalk subgrade. This work shall not commence until an approved self-propelled, walk behind stump grinder is on site. Additional hand work may be required with a saw or axe. No roots shall be ripped, pulled, or torn.

The resulting material from tree root pruning operations shall be removed and disposed of off-site according to Article 202.03

This work will be measured in place and paid for at the contract unit price per (EA) for TREE ROOT PRUNING, which price shall include all labor, material, and equipment required to complete the work as specified herein. Tree root pruning will be measured for payment as each per tree, regardless of how many actual tree roots are pruned for each.

2. Aggregate Base Course, Type B

This work shall include all labor, material, and equipment necessary to furnish and place aggregate base course on a prepared subgrade or subbase in accordance with Section 351 of the Standard Specifications and as specified herein.

Following removal and tree root pruning operations, the subgrade shall be prepared according to Section 301, except Article 301.12 will not apply. Any void resulting from tree root pruning operations as specified herein and additional aggregate material shall be placed and compacted to meet the proposed adjacent lines and grades as directed by the Engineer.

The material used for this item shall be exclusively IDOT certified Class B course aggregate material meeting the gradation of CA-6 in accordance with Section 1004 of the Standard Specifications. Crushed concrete may be used as specified herein but shall be an IDOT approved material.

All aggregate shall be compacted to 95% modified proctor density conforming to ASTM D-1557 or AASHTO T-180.

This work will be measured in place and paid for at the contract unit price per ton (TN) for AGGREGATE BASE COURSE, TYPE B, which price shall include all labor, material, and equipment required to complete the work as specified herein.

3. Portland Cement Concrete Sidewalk

This work shall include all labor, material, and equipment necessary to construct portland cement concrete sidewalk and sidewalk accessibility ramps, of the depth specified, on a prepared subgrade where marked by the Engineer and in accordance with Section 424 of the Standard Specifications and as specified herein.

The proposed concrete sidewalk shall be poured within 24 hours following the completion of removal operations at each respective location.

If no existing expansion joint exists within 50 ft in either direction of the spot repair location, a ½ in preformed expansion joint filler shall be installed at the direction of the Engineer. Transverse expansion joints shall be placed at maximum intervals of 50 ft in the sidewalk. The expansion joint filler shall extend the entire depth of the concrete driveway edging. #4 smooth epoxy coated dowel bars shall be installed at 24” on center at sidewalk accessibility ramps between the keystone and curb.

The proposed sidewalk material shall be portland cement concrete in accordance with Section 1020 of the Standard Specifications.

This work will be measured in place and paid for at the contract unit price per square foot (SF) for PORTLAND CEMENT CONCRETE SIDEWALK, of the depth specified, which shall include all labor, material, and equipment required to complete the work as specified herein.

4. Hot-Mix Asphalt Driveway Pavement

This work shall include all labor, material, and equipment necessary to furnish and install hot-mix asphalt driveway pavement in accordance with the applicable portions of Sections 355 and 406 of the Standard Specifications and the detail shown herein.

The proposed driveway pavement, of the specified thickness, shall be exclusively Hot-Mix Asphalt, Mix "D", IL-9.5, N50, in accordance with the Hot-Mix Asphalt Mixture Requirements table as described herein and Section 1030 of the Standard Specifications.

HMA – MIXTURE REQUIREMENTS

MIXTURE TYPE	AIR VOIDS @ Npdes
DRIVEWAY	
HMA Surface Course, Mix 'D', IL-9.5, N50 3"	4% @ 50 Gyr.

This work will be measured in place and paid for at the contract unit price per square yard (SY) for HOT-MIX ASPHALT DRIVEWAY PAVEMENT, of the depth specified, which shall include all labor, material, and equipment required to complete the work as specified herein.

5. General Landscape Restoration (Special)

This work shall include all labor, material, and equipment necessary to furnish, place, and maintain pulverized topsoil, seed, fertilizer nutrients, and erosion control blanket in accordance with Section(s) 211, 250, and 251 of the Standard Specifications and as specified herein.

Pulverized topsoil shall be placed to a maximum depth of four (4) inches and not be placed until the area has been shaped, trimmed, and finished to the lines and grades as directed by the Engineer. All irregularities, depressions, or high points in the surface shall be filled or smoothed out before topsoil is placed. The surface of the topsoil shall be blended to match the existing terrain and adjacent hardscape, and be free from clods, stones, sticks, and debris.

The Contractor shall furnish and place IDOT Class 1A salt tolerant lawn mixture, produced and tested in the current year, be of good quality, and free of weeds. Nitrogen and potassium fertilizer nutrients shall be applied at a 1:1 ratio in accordance with Article 250.04 of the Standard Specifications (phosphorus is not permitted). Within 24 hours of seed placement, erosion control blanket shall be installed in accordance with Article 251.04 of the Standard Specifications.

It is recommended that the Contractor water the area every other day at a rate of three (3) gallons per square yard, however, it is the sole and exclusive responsibility of the Contractor to make required adjustments to the watering rate or schedule.

To be acceptable for final payment, the landscaped areas shall undergo a 30-day period of establishment beginning on the last day that seed is sowed. During this period, the Contractor shall be responsible for, at no additional cost to the Village, watering, removing weeds and maintaining the seeded areas and repairing any damage to the seeded areas due to but not limited to, errant vehicles, severe weather or all other causes. At the end of the 30-day period of establishment, the Owner or Engineer will inspect the landscaped area and if deemed unsatisfactory, the Contractor shall be required to provide means and methods necessary to establish a live, healthy turf area. Should the seed not germinate because of prevailing cool weather, the period of establishment may be adjusted as determined by the Engineer. It shall be the sole and exclusive responsibility of the Contractor, not the Engineer, for maintaining and monitoring the landscape restoration during the period of establishment. If the placed landscape restoration has not been approved by the Owner or Engineer sixty (60) calendar days following installation, the Contractor will incur a monetary penalty of $250 per calendar day.

Planting times shall be performed when the ambient temperature has been between 45°F and 80°F for a minimum of seven (7) consecutive days and is forecasted to be the same for the next five (5) days according to the National Weather Service.

The Contractor shall provide the Engineer with proper documentation on the landscaping materials supplied to the project such as topsoil source, topsoil certification, fertilizer bags, seed tags, and seed bags.

Upon placement of topsoil, seed, fertilizer nutrients, and mulch, 75 percent of each respective pay item will be paid. Upon final acceptance of the topsoil, seed, fertilizer nutrients, and mulch placed, the remaining 25 percent of each respective pay item will be paid.

The Village may postpone permanent seeding operations if deemed necessary. In such an event, the completion date may be extended accordingly.

This work will be measured in place and paid for at the contract unit price per square yard (SY) for GENERAL LANDSCAPE RESTORATION (SPECIAL), which shall include all labor, material, and equipment required to complete the work as specified herein.

6. Combination Concrete Curb and Gutter

This work shall include all labor, material, and equipment necessary to construct combination concrete curb and gutter, of the type specified, as marked by the Engineer in accordance with Section 606 of the Standard Specifications and as specified herein.

The Contractor shall closely match the existing combination concrete curb and gutter style type of the adjacent existing curb and gutter. This work shall include the installation of two #4 continuous reinforcing bars as shown on the Engineering plans along the full length of the new curb and gutter. Where new curb and gutter abuts existing concrete, two (2) smooth epoxy coated #4 dowel bars shall be installed. The depth of the proposed concrete curb and gutter shall match the existing adjacent depth.

The proposed curb and gutter material shall be portland cement concrete in accordance with Section 1020 of the Standard Specifications and shall have polyurethane coated fiber in the mix. The fiber shall be mixed in the concrete at a rate of 1.5 lbs per cubic yard of concrete at the ready mix plant. Mixing of the concrete and fibers shall not be permitted on the project site.

This work will be measured in place and paid for at the contract unit price per foot (FT) for COMBINATION CONCRETE CURB AND GUTTER, of the type specified, (ABUTTING EXISTING PAVEMENT), which shall include all labor, material, and equipment required to complete the work as specified herein.

IDOT District One - Special Provisions

1. Friction Aggregate (D-1)

Effective: January 1, 2011
Revised: December 1, 2021

Revise Article 1004.03(a) of the Standard Specifications to read:

"**1004.03 Coarse Aggregate for Hot-Mix Asphalt (HMA).** The aggregate shall be according to Article 1004.01 and the following.

(a) Description. The coarse aggregate for HMA shall be according to the following table.

Use	Mixture	Aggregates Allowed
Class A	Seal or Cover	Allowed Alone or in Combination [5/]: Gravel Crushed Gravel Carbonate Crushed Stone Crystalline Crushed Stone Crushed Sandstone Crushed Slag (ACBF) Crushed Steel Slag Crushed Concrete
HMA Low ESAL	Stabilized Subbase or Shoulders	Allowed Alone or in Combination [5/]: Gravel Crushed Gravel Carbonate Crushed Stone Crystalline Crushed Stone Crushed Sandstone Crushed Slag (ACBF) Crushed Steel Slag[1/] Crushed Concrete
HMA High ESAL Low ESAL	Binder IL-19.0 or IL-19.0L SMA Binder	Allowed Alone or in Combination [5/ 6/]: Crushed Gravel Carbonate Crushed Stone[2/] Crystalline Crushed Stone Crushed Sandstone Crushed Slag (ACBF) Crushed Concrete[3/]
HMA High ESAL Low ESAL	C Surface and Binder IL-9.5 IL-9.5FG or IL-9.5L	Allowed Alone or in Combination [5/]: Crushed Gravel Carbonate Crushed Stone[2/] Crystalline Crushed Stone Crushed Sandstone Crushed Slag (ACBF) Crushed Steel Slag[4/] Crushed Concrete[3/]
HMA High ESAL	D Surface and Binder IL-9.5 or IL-9.5FG	Allowed Alone or in Combination [5/]: Crushed Gravel Carbonate Crushed Stone (other than Limestone)[2/] Crystalline Crushed Stone Crushed Sandstone Crushed Slag (ACBF) Crushed Steel Slag[4/]

Use	Mixture	Aggregates Allowed	
		Other Combinations Allowed:	
		Up to...	*With...*
		25% Limestone	Dolomite
		50% Limestone	Any Mixture D aggregate other than Dolomite
		75% Limestone	Crushed Slag (ACBF) or Crushed Sandstone
HMA High ESAL	E Surface IL-9.5 SMA Ndesign 80 Surface	Allowed Alone or in Combination [5/ 6/]: Crushed Gravel Crystalline Crushed Stone Crushed Sandstone Crushed Slag (ACBF) Crushed Steel Slag No Limestone.	
		Other Combinations Allowed:	
		Up to...	*With...*
		50% Dolomite[2/]	Any Mixture E aggregate
		75% Dolomite[2/]	Crushed Sandstone, Crushed Slag (ACBF), Crushed Steel Slag, or Crystalline Crushed Stone
		75% Crushed Gravel[2/]	Crushed Sandstone, Crystalline Crushed Stone, Crushed Slag (ACBF), or Crushed Steel Slag
HMA High ESAL	F Surface IL-9.5 SMA Ndesign 80 Surface	Allowed Alone or in Combination [5/ 6/]: Crystalline Crushed Stone Crushed Sandstone Crushed Slag (ACBF) Crushed Steel Slag No Limestone.	
		Other Combinations Allowed:	
		Up to...	*With...*
		50% Crushed Gravel[2/] or Dolomite[2/]	Crushed Sandstone, Crushed Slag (ACBF), Crushed Steel Slag, or Crystalline Crushed Stone

1/ Crushed steel slag allowed in shoulder surface only.
2/ Carbonate crushed stone (limestone) and/or crushed gravel shall not be used in SMA Ndesign 80.
3/ Crushed concrete will not be permitted in SMA mixes.
4/ Crushed steel slag shall not be used as binder.
5/ When combinations of aggregates are used, the blend percent measurements shall be by volume."
6/ Combining different types of aggregate will not be permitted in SMA Ndesign 80."

2. Ground Tire Rubber (GTR) Modified Asphalt Binder (D-1)

Effective: June 26, 2006
Revised: December 1, 2021

Add the following to the end of article 1032.05 of the Standard Specifications:

"(c) Ground Tire Rubber (GTR) Modified Asphalt Binder. A quantity of 10.0 to 14.0 percent GTR (Note 1) shall be blended by dry unit weight with a PG 64-28 to make a GTR 70-28 or a PG 58-28 to make a GTR 64-28. The base PG 64-28 and PG 58-28 asphalt binders shall meet the requirements of Article 1032.05(a). Compatible polymers may be added during production. The GTR modified asphalt binder shall meet the requirements of the following table.

Test	Asphalt Grade GTR 70-28	Asphalt Grade GTR 64-28
Flash Point (C.O.C.), AASHTO T 48, °F (°C), min.	450 (232)	450 (232)
Rotational Viscosity, AASHTO T 316 @ 275 °F (135 °C), Poises, Pa·s, max.	30 (3)	30 (3)
Softening Point, AASHTO T 53, °F (°C), min.	135 (57)	130 (54)
Elastic Recovery, ASTM D 6084, Procedure A (sieve waived) @ 77 °F, (25 °C), aged, ss, 100 mm elongation, 5 cm/min., cut immediately, %, min.	65	65

Note 1. GTR shall be produced from processing automobile and/or light truck tires by the ambient grinding method. GTR shall not exceed 1/16 in. (2 mm) in any dimension and shall contain no free metal particles or other materials. A mineral powder (such as talc) meeting the requirements of AASHTO M 17 may be added, up to a maximum of four percent by weight of GTR to reduce sticking and caking of the GTR particles. When tested in accordance with Illinois modified AASHTO T 27, *a* 50 g sample of the GTR shall conform to the following gradation requirements:

Sieve Size	Percent Passing
No. 16 (1.18 mm)	100
No. 30 (600 μm)	95 ± 5
No. 50 (300 μm)	> 20

Add the following to the end of Note 1. of article 1030.03 of the Standard Specifications:

"A dedicated storage tank for the Ground Tire Rubber (GTR) modified asphalt binder shall be provided. This tank must be capable of providing continuous mechanical mixing throughout by continuous agitation and recirculation of the asphalt binder to provide a uniform mixture. The tank shall be heated and capable of maintaining the temperature of the asphalt binder at 300 °F to 350 °F (149 °C to 177 °C). The asphalt binder metering systems of dryer drum plants shall be calibrated with the actual GTR modified asphalt binder material with an accuracy of ± 0.40 percent."

3. <u>Hot-Mix Asphalt (D-1)</u>

Effective: January 1, 2022
Revised: August 1, 2022

Replace Article 1030.09(g)(1) of the Standard Specifications with the following:

" (1) The Contractor shall sample approximately 150 lb (70 kg) of mix as required for the Department's random mixture verification tests according to Article 1030.09(h)(1)."

Replace the second sentence of Article 1030.09(h)(1) of the Standard Specifications with the following:

" The Engineer will randomly identify one sample for each 3,000 tons (2,720 metric tons) of mix, with a minimum of one sample per mix. If the remaining mix quantity is 600 tons (544 metric tons) or less, the quantity will be combined with the previous 3,000 tons (2,720 metric tons) in the Engineer's random sample identification. If the required tonnage of a mixture for a single pay item is less than 250 tons (225 metric tons) in total, the Engineer will waive mixture verification tests."

Add the following to the end of the third paragraph of Article 1030.09(h)(2) of the Standard Specifications:

" The HMA maximum theoretical specific gravity (G_{mm}) will be based on the Department mixture verification test. If there is more than one Department mixture verification G_{mm} test, the G_{mm} will be based on the average of the Department test results."

4. Hot-Mix Asphalt Binder and Surface Course (D-1)

Effective: November 1, 2019
Revised: December 1, 2021

Revise Article 1004.03(c) to read:

"(c) Gradation. The coarse aggregate gradations shall be as listed in the following table.

Use	Size/Application	Gradation No.
Class A-1, A-2, & A-3	3/8 in. (10 mm) Seal	CA 16 or CA 20
Class A-1	1/2 in. (13 mm) Seal	CA 15
Class A-2 & A-3	Cover Coat	CA 14
HMA High ESAL	IL-19.0; Stabilized Subbase IL-19.0	CA 11 1/
	SMA 12.5 2/	CA 13 4/, CA 14, or CA 16
	SMA 9.5 2/	CA 13 3/4/ or CA 16 3/
	IL-9.5	CA 16, CM 13 4/
	IL-9.5FG	CA 16
HMA Low ESAL	IL-19.0L	CA 11 1/
	IL-9.5L	CA 16

1/ CA 16 or CA 13 may be blended with the CA 11.

2/ The coarse aggregates used shall be capable of being combined with the fine aggregates and mineral filler to meet the approved mix design and the mix requirements noted herein.

3/ The specified coarse aggregate gradations may be blended.

4/ CA 13 shall be 100 percent passing the 1/2 in. (12.5mm) sieve."

Revise Article 1004.03(e) of the Supplemental Specifications to read:

"(e) Absorption. For SMA the coarse aggregate shall also have water absorption
≤ 2.0 percent."

Revise the "High ESAL" portion of the table in Article 1030.01 to read:

"High ESAL	Binder Courses	IL-19.0, IL-9.5, IL-9.5FG, IL-4.75, SMA 12.5, Stabilized Subbase IL-19.0

	Surface Courses	IL-9.5, IL-9.5FG, SMA 12.5, SMA 9.5"

Revise Note 2. and add Note 6 to Article 1030.02 of the Standard Specifications to read:

"Item Article/Section

(g) Performance Graded Asphalt Binder (Note 6) 1032
(h) Fibers (Note 2)

Note 2. A stabilizing additive such as cellulose or mineral fiber shall be added to the SMA mixture according to Illinois Modified AASHTO M 325. The stabilizing additive shall meet the Fiber Quality Requirements listed in Illinois Modified AASHTO M 325. Prior to approval and use of fibers, the Contractor shall submit a notarized certification by the producer of these materials stating they meet these requirements. Reclaimed Asphalt Shingles (RAS) may be used in Stone Matrix Asphalt (SMA) mixtures designed with an SBA polymer modifier as a fiber additive if the mix design with RAS included meets AASHTO T305 requirements. The RAS shall be from a certified source that produces either Type I or Type 2. Material shall meet requirements noted herein and the actual dosage rate will be determined by the Engineer.

Note 6. The asphalt binder shall be an SBS PG 76-28 when the SMA is used on a full-depth asphalt pavement and SBS PG 76-22 when used as an overlay, except where modified herein. The asphalt binder shall be a SBS PG 76-22 for IL-4.75, except where modified herein.."

Revise table in Article 1030.05(a) of the Standard Specifications to read:

"MIXTURE COMPOSITION (% PASSING) [1/]												
Sieve Size	IL-19.0 mm		SMA 12.5		SMA 9.5		IL-9.5mm		IL-9.5FG		IL-4.75 mm	
	min	max	min	max	min	max	min	max	min	max	min	max
1 1/2 in (37.5 mm)												
1 in. (25 mm)		100										
3/4 in. (19 mm)	90	100		100								
1/2 in. (12.5 mm)	75	89	80	100		100		100		100		100
3/8 in. (9.5 mm)				65	90	100	90	100	90	100		100
#4 (4.75 mm)	40	60	20	30	36	50	34	69	60	75[6/]	90	100
#8 (2.36 mm)	20	42	16	24 [4/]	16	32[4/]	34 [5/]	52 [2/]	45	60[6/]	70	90
#16 (1.18 mm)	15	30					10	32	25	40	50	65
#30 (600 μm)			12	16	12	18			15	30		
#50 (300 μm)	6	15					4	15	8	15	15	30
#100 (150 μm)	4	9					3	10	6	10	10	18
#200 (75 μm)	3.0	6.0	7.0	9.0 [3/]	7.5	9.5 [3/]	4.0	6.0	4.0	6.5	7.0	9.0 [3/]
#635 (20 μm)			≤ 3.0		≤ 3.0							

Ratio Dust/Asphalt Binder		1.0		1.5		1.5		1.0		1.0		1.0

1/ Based on percent of total aggregate weight.

2/ The mixture composition shall not exceed 44 percent passing the #8 (2.36 mm) sieve for surface courses with Ndesign = 90.

3/ Additional minus No. 200 (0.075 mm) material required by the mix design shall be mineral filler, unless otherwise approved by the Engineer.

4/ When establishing the Adjusted Job Mix Formula (AJMF) the percent passing the #8 (2.36 mm) sieve shall not be adjusted above the percentage stated on the table.

5/ When establishing the Adjusted Job Mix Formula (AJMF) the percent passing the #8 (2.36 mm) sieve shall not be adjusted below 34 percent.

6/ When the mixture is used as a binder, the maximum shall be increased by 0.5 percent passing."

Revise Article 1030.05(b) of the Standard Specifications to read:

(b) Volumetric Requirements. The target value for the air voids of the HMA shall be 4.0 percent, for IL-4.75 and SMA mixtures it shall be 3.5 percent and for Stabilized Subbase it shall be 3.0 percent at the design number of gyrations. The voids in the mineral aggregate (VMA) and voids filled with asphalt binder (VFA) of the HMA design shall be based on the nominal maximum size of the aggregate in the mix and shall conform to the following requirements.

	Voids in the Mineral Aggregate (VMA), % Minimum for Ndesign				
Mix Design	30	50	70	80	90
IL-19.0		13.5	13.5		13.5
IL-9.5		15.0	15.0		
IL-9.5FG		15.0	15.0		
IL-4.75[1/]		18.5			
SMA-12.5[1/2/5/]				17.0[3/]/16.0[4/]	
SMA-9.5[1/2/5/]				17.0[3/]/16.0[4/]	
IL-19.0L	13.5				
IL-9.5L	15.0				

1/ Maximum draindown shall be 0.3 percent according to Illinois Modified AASHTO T 305.

2/ The draindown shall be determined at the JMF asphalt binder content at the mixing temperature plus 30°F.

3/ Applies when specific gravity of coarse aggregate is ≥ 2.760.

4/ Applies when specific gravity of coarse aggregate is < 2.760.

5/ For surface course, the coarse aggregate can be crushed steel slag, crystalline crushed stone or crushed sandstone. For binder course, coarse aggregate shall be crushed stone (dolomite), crushed gravel, crystalline crushed stone, or crushed sandstone"

Revise the last paragraph of Article 1102.01 (a) (5) of the Standard Specifications to read:

"IL-4.75 and Stone Matrix Asphalt (SMA) mixtures which contain aggregate having absorptions greater than or equal to 2.0 percent, or which contain steal slag sand, shall have minimum surge bin storage plus haul time of 1.5 hours."

Add after third sentence of Article 1030.09(b) to read:

" If the Contractor and Engineer agree the nuclear density test method is not appropriate for the mixture, cores shall be taken at random locations determined according to the QC/QA document "Determination of Random Density Test Site Locations". Core densities shall be determined using the Illinois Modified AASHTO T 166 or T 275 procedure."

Revise Table 1 and Note 4/ of Table 1 in Article 406.07(a) of the Standard Specifications to read:

	Breakdown/Intermediate Roller (one of the following)	Final Roller (one or more of the following)	Density Requirement
IL-9.5, IL-9.5FG, IL-19.0 1/	V_D, P , T_B, 3W, O_T, O_B	V_S, T_B, T_F, O_T	As specified in Section 1030
IL-4.75 and SMA 3/ 4/	T_B, 3W, O_T	T_F, 3W	As specified in Section 1030
Mixtures on Bridge Decks 2/	T_B	T_F	As specified in Articles 582.05 and 582.06.

"4/ The Contractor shall provide a minimum of two steel-wheeled tandem rollers (T_B), and/or three-wheel (3W) rollers for breakdown, except one of the (T_B) or (3W) rollers shall be 84 inches (2.14 m) wide and a weight of 315 pound per linear inch (PLI) (5.63 kg/mm) and one of the (T_B) or (3W) rollers can be substituted for an oscillatory roller (O_T). T_F rollers shall be a minimum of 280 lb/in. (50 N/mm). The 3W and T_B rollers shall be operated at a uniform speed not to exceed 3 mph (5 km/h), with the drive roll for T_B rollers nearest the paver and maintain an effective rolling distance of not more than 150 ft (45 m) behind the paver."

Add the following after the fourth paragraph of Article 406.13 (b):

"The plan quantities of SMA mixtures shall be adjusted using the actual approved binder and surface Mix Design's G_{mb}."

Revise first paragraph of Article 1030.10 of the Standard Specifications to read:

"A test strip of 300 ton (275 metric tons), except for SMA mixtures it will be 400 ton (363 metric ton), will be required for each mixture on each contract at the beginning of HMA production for each construction year according to the Manual of Test Procedures for Materials "Hot Mix Asphalt Test Strip Procedures". At the request of the Producer, the Engineer may waive the test strip if previous construction during the current construction year has demonstrated the constructability of the mix using Department test results."

Revise third paragraph of Article 1030.10 of the Standard Specifications to read:

"When a test strip is constructed, the Contractor shall collect and split the mixture according to the document "Hot-Mix Asphalt Test Strip Procedures". The Engineer, or a representative, shall deliver split sample to the District Laboratory for verification testing. The Contractor shall complete mixture tests stated in Article 1030.09(a). Mixture sampled shall include enough material for the Department to conduct mixture tests detailed in Article 1030.09(a) and in the document "Hot-Mix Asphalt Mixture Design Verification Procedure" Section 3.3. The mixture test results shall meet the requirements of Articles 1030.05(b) and 1030.05(d), except Hamburg wheel tests will only be conducted on High ESAL mixtures during production."

5. <u>Hot-Mix Asphalt – Mixture Design Verification and Production (D-1)</u>

Effective: January 1, 2019
Revised: December 1, 2021

Add to Article 1030.05 (d)(3) of the Standard Specifications to read:

" During mixture design, prepared samples shall be submitted to the District laboratory by the Contractor for verification testing. The required testing, and number and size of prepared samples submitted, shall be according to the following tables.

High ESAL – Required Samples for Verification Testing

Mixture	Hamburg Wheel and I-FIT Testing 1/ 2/
Binder	total of 3 - 160 mm tall bricks
Surface	total of 4 - 160 mm tall bricks

Low ESAL – Required Samples for Verification Testing	
Mixture	I-FIT Testing 1/ 2/
Binder	1 - 160 mm tall brick
Surface	2 - 160 mm tall bricks

1/ The compacted gyratory bricks for Hamburg wheel and I-FIT testing shall be 7.5 ± 0.5 percent air voids.

2/ If the Contractor does not possess the equipment to prepare the 160 mm tall brick(s), twice as many 115 mm tall compacted gyratory bricks will be acceptable.

Revise the fourth paragraph of Article 1030.10 of the Standard Specifications to read:

"When a test strip is not required, each HMA mixture shall still be sampled on the first day of production: I-FIT and Hamburg wheel testing for High ESAL; I-FIT testing for Low ESAL. Within two working days after sampling the mixture, the Contractor shall deliver gyratory cylinders to the District laboratory for Department verification testing. The High ESAL mixture test results shall meet the requirements of Articles 1030.05(d)(3) and 1030.05(d)(4). The Low ESAL mixture test results shall meet the requirements of Article 1030.05(d)(4). The required number and size of prepared samples submitted for the Hamburg wheel and I-FIT testing shall be according to the "High ESAL - Required Samples for Verification Testing" table in Article 1030.05(d)(3) above."

Add the following to the end of Article 1030.10 of the Standard Specifications to read:

> "Mixture sampled during first day of production shall include approximately 60 lb (27 kg) of additional material for the Department to conduct Hamburg wheel testing and approximately 80 lb (36 kg) of additional material for the Department to conduct I-FIT testing. Within two working days after sampling, the Contractor shall deliver prepared samples to the District laboratory for verification testing. The required number and size of prepared samples submitted for the Hamburg wheel and I-FIT testing shall be according to the "High ESAL - Required Samples for Verification Testing" table in Article 1030.05(d)(3) above."

BDE SPECIAL PROVISIONS
For the January 16 and February 27, 2026 Lettings

The following special provisions indicated by a “check mark” are applicable to this contract and will be included by the Project Coordination and Implementation Section of the Bureau of Design & Environment (BDE).

	File Name	#		Special Provision Title	Effective	Revised
	80099	1	☐	Accessible Pedestrian Signals (APS)	April 1, 2003	Jan. 1, 2022
	80274	2	☐	Aggregate Subgrade Improvement	April 1, 2012	April 1, 2022
	80192	3	☐	Automated Flagger Assistance Devices	Jan. 1, 2008	April 1, 2023
	80173	4	☐	Bituminous Materials Cost Adjustments	Nov. 2, 2006	Aug. 1, 2017
	80426	5	☐	Bituminous Surface Treatment with Fog Seal	Jan. 1, 2020	Jan. 1, 2022
	80475	6	☐	Bridge Deck Concrete Overlays	Jan. 1, 2026	
*	80241	7	☐	Bridge Demolition Debris	July 1, 2009	
*	5053I	8	☐	Building Removal	Sept. 1, 1990	Aug. 1, 2022
*	5026I	9	☐	Building Removal with Asbestos Abatement	Sept. 1, 1990	Aug. 1, 2022
	80460	10	☑	Cement, Finely Divided Minerals, Admixtures, Concrete, and Mortar	Jan. 1, 2025	Jan. 1, 2026
	80384	11	☑	Compensable Delay Costs	June 2, 2017	April 1, 2019
*	80198	12	☐	Completion Date (via calendar days)	April 1, 2008	
*	80199	13	☐	Completion Date (via calendar days) Plus Working Days	April 1, 2008	
	80461	14	☐	Concrete Barrier	Jan. 1, 2025	
	80453	15	☐	Concrete Sealer	Nov. 1, 2023	
	80261	16	☑	Construction Air Quality – Diesel Retrofit	June 1, 2010	Jan. 1, 2025
	80476	17	☐	Deck Slab Repair	Jan. 1, 2026	
*	80029	18	☐	Disadvantaged Business Enterprise Participation	Sept. 1, 2000	Jan. 2, 2025
	80467	19	☐	Erosion Control Blanket	Aug. 1, 2025	
	80229	20	☐	Fuel Cost Adjustment	April 1, 2009	Aug. 1, 2017
	80452	21	☐	Full Lane Sealant Waterproofing System	Nov. 1, 2023	
	80433	22	☐	Green Preformed Thermoplastic Pavement Markings	Jan. 1, 2021	Jan. 1, 2022
	80471	23	☐	Guardrail	Nov. 1, 2025	
	80472	24	☐	High Friction Surface Treatment	Nov. 1, 2025	
	80456	25	☐	Hot-Mix Asphalt	Jan. 1, 2024	Jan. 1, 2026
	80446	26	☐	Hot-Mix Asphalt - Longitudinal Joint Sealant	Nov. 1, 2022	Aug. 1, 2023
	80438	27	☐	Illinois Works Apprenticeship Initiative – State Funded Contracts	June 2, 2021	April 2, 2024
	80477	28	☐	Longitudinal Tining	Jan. 1, 2026	
	80450	29	☐	Mechanically Stabilized Earth Retaining Walls	Aug. 1, 2023	Aug. 1, 2025
	80478	30	☐	Modified Longitudinal Construction Joint	Jan. 1, 2026	
	80464	31	☐	Pavement Marking	April. 1, 2025	Nov. 1, 2025
	80468	32	☐	Pavement Patching	Aug. 1, 2025	
	80441	33	☐	Performance Graded Asphalt Binder	Jan. 1, 2023	
	80459	34	☐	Preformed Plastic Pavement Marking	June 2, 2024	
*	3426I	35	☐	Railroad Protective Liability Insurance	Dec. 1, 1986	Jan. 1, 2022
	80473	36	☐	Raised Reflective Pavement Markers	Nov. 1, 2025	
	80455	37	☐	Removal and Disposal of Regulated Substances	Jan. 1, 2024	April 1, 2024
	80474	38	☐	Residential Driveway Temporary Signal	Nov. 1, 2025	
	80445	39	☐	Seeding	Nov. 1, 2022	
	80457	40	☐	Short Term and Temporary Pavement Markings	April 1, 2024	April 2, 2024
	80462	41	☐	Sign Panels and Appurtenances	Jan. 1, 2025	Jan. 1, 2026
	80479	42	☐	Sinusoidal Rumble Strips	Jan. 1, 2026	
	80469	43	☐	Slope Wall	Aug. 1, 2025	
	80448	44	☐	Source of Supply and Quality Requirements	Jan. 2, 2023	Jan. 1, 2026
	80340	45	☐	Speed Display Trailer	April 2, 2014	Jan. 1, 2022
	80127	46	☐	Steel Cost Adjustment	April 2, 2004	Nov. 1, 2025
	80480	47	☐	Structural Repair of Concrete	Jan. 1, 2026	
	80397	48	☐	Subcontractor and DBE Payment Reporting	April 2, 2018	
	80391	49	☑	Subcontractor Mobilization Payments	Nov. 2, 2017	April 1, 2019
	80463	50	☐	Submission of Bidders List Information	Jan. 2, 2025	Mar. 2, 2025
	80437	51	☐	Submission of Payroll Records	April 1, 2021	Nov. 2, 2023

	80435	52	☐	Surface Testing of Pavements – IRI	Jan. 1, 2021	Jan. 1, 2023
	80465	53	☐	Surveying Services	April 1, 2025	
	80481	54	☐	Temporary Concrete Barrier	Jan. 1, 2026	
	80466	55	☐	Temporary Rumble Strips	April 1, 2025	
	80470	56	☐	Traffic Signal Backplate	Aug. 1, 2025	
*	20338	57	☐	Training Special Provisions	Oct. 15, 1975	Sept. 2, 2021
	80429	58	☐	Ultra-Thin Bonded Wearing Course	April 1, 2020	Jan. 1, 2022
	80439	59	☑	Vehicle and Equipment Warning Lights	Nov. 1, 2021	Nov. 1, 2022
	80458	60	☐	Waterproofing Membrane System	Aug. 1, 2024	
	80302	61	☐	Weekly DBE Trucking Reports	June 2, 2012	Jan. 2, 2025
	80454	62	☐	Wood Sign Support	Nov. 1, 2023	
	80427	63	☑	Work Zone Traffic Control Devices	Mar. 2, 2020	Jan. 1, 2026
*	80071	64	☐	Working Days	Jan. 1, 2002	

Highlighted items indicate a new or revised special provision for the letting.

An * indicates the special provision requires additional information from the designer, which needs to be submitted separately. The Project Coordination and Implementation Section will then include the information in the applicable special provision.

The following special provisions are in the 2026 Supplemental Specifications and Recurring Special Provisions.

File Name	Special Provision Title	New Location(s)	Effective	Revised
80447	Grading and Shaping Ditches	Articles 214.03 & 214.04	Jan. 1, 2023	

CEMENT, FINELY DIVIDED MINERALS, ADMIXTURES, CONCRETE, AND MORTAR (BDE)

Effective: January 1, 2025
Revised: January 1, 2026

Revise the first paragraph of Article 285.05 of the Standard Specifications to read:

"**285.05 Fabric Formed Concrete Revetment Mat.** The grout shall consist of a mixture of cement, fine aggregate, and water so proportioned and mixed as to provide a pumpable slurry. Fly ash or ground granulated blast furnace (GGBF) slag, and concrete admixtures may be used at the option of the Contractor. The grout shall have an air content of not less than 6.0 percent nor more than 9.0 percent of the volume of the grout. The mix shall obtain a compressive strength of 2500 psi (17,000 kPa) at 28 days according to Article 1020.09."

Revise Article 302.02 of the Standard Specifications to read:

"**302.02 Materials.** Materials shall be according to the following.

	Item	Article/Section
(a)	Cement	1001
(b)	Water	1002
(c)	Hydrated Lime	1012.01
(d)	By-Product, Hydrated Lime	1012.02
(e)	By-Product, Non-Hydrated Lime	1012.03
(f)	Lime Slurry	1012.04
(g)	Fly Ash	1010
(h)	Soil for Soil Modification (Note 1)	1009.01
(i)	Bituminous Materials (Note 2)	1032

Note 1. This soil requirement only applies when modifying with lime (slurry or dry).

Note 2. The bituminous materials used for curing shall be emulsified asphalt RS-2, CRS-2, HFE 90, or HFE 150; rapid curing liquid asphalt RC-70; or medium curing liquid asphalt MC-70 or MC-250."

Revise Article 312.07(c) of the Standard Specifications to read:

"(c) Cement ..... 1001"

Add Article 312.07(i) of the Standard Specifications to read:

"(i) Ground Granulated Blast Furnace (GGBF) Slag ..... 1010"

Revise the first paragraph of Article 312.09 of the Standard Specifications to read:

"**312.09 Proportioning and Mix Design.** At least 60 days prior to start of placing CAM II, the Contractor shall submit samples of materials to be used in the work for proportioning and testing. The mixture shall contain a minimum of 200 lb (120 kg) of cement per cubic yard (cubic meter). Cement may be replaced with fly ash or ground granulated blast furnace (GGBF) slag according to Article 1020.05(c)(1) or 1020.05(c)(2), respectively, however the minimum cement content in the mixture shall be 170 lbs/cu yd (101 kg/cu m). Blends of coarse and fine aggregates will be permitted, provided the volume of fine aggregate does not exceed the volume of coarse aggregate. The Engineer will determine the proportions of materials for the mixture according to the "Portland Cement Concrete Level III Technician Course" manual. However, the Contractor may substitute their own mix design. Article 1020.05(a) shall apply, and a Level III PCC Technician shall develop the mix design."

Revise Article 352.02 of the Standard Specifications to read:

"**352.02 Materials.** Materials shall be according to the following.

Item	Article/Section
(a) Cement (Note 1)	1001
(b) Soil for Soil-Cement Base Course	1009.03
(c) Water	1002
(d) Bituminous Materials (Note 2)	1032

Note 1. Bulk cement may be used for the traveling mixing plant method if the equipment for handling, weighing, and spreading the cement is approved by the Engineer.

Note 2. The bituminous materials used for curing shall be emulsified asphalt RS-2, CRS-2, HFE 90, or HFE 150; rapid curing liquid asphalt RC-70; or medium curing liquid asphalt MC-70 or MC-250."

Revise Article 404.02 of the Standard Specifications to read:

"**404.02 Materials.** Materials shall be according to the following.

Item	Article/Section
(a) Cement	1001
(b) Water	1002
(c) Fine Aggregate	1003.08
(d) Bituminous Material (Tack Coat)	1032.06
(e) Emulsified Asphalts (Note 1) (Note 2)	1032.06
(f) Fiber Modified Joint Sealer	1050.05
(g) Additives (Note 3)	

Note 1. When used for slurry seal, the emulsified asphalt shall be CQS-1h according to Article 1032.06(b).

Note 2. When used for micro-surfacing, the emulsified asphalt shall be CQS-1hP according to Article 1032.06(e).

Note 3. Additives may be added to the emulsion mix or any of the component materials to provide the control of the quick-traffic properties. They shall be included as part of the mix design and be compatible with the other components of the mix.

Revise the last sentence of the fourth paragraph of Article 404.08 of the Standard Specifications to read:

"When approved by the Engineer, the sealant may be dusted with fine sand, cement, or mineral filler to prevent tracking."

Revise Note 2 of Article 516.02 of the Standard Specifications to read:

"Note 2. The sand-cement grout mix shall be according to Section 1020 and shall be a 1:1 blend of sand and cement comprised of a Type I, IL, or II cement at 185 lb/cu yd (110 kg/cu m). The maximum water cement ratio shall be sufficient to provide a flowable mixture with a typical slump of 10 in. (250 mm)."

Revise Note 2 of Article 543.02 of the Standard Specifications to read:

"Note 2. The grout mixture shall be 6.50 hundredweight/cu yd (385 kg/cu m) of cement plus fine aggregate and water. Fly ash or ground granulated blast furnace (GGBF) slag may replace a maximum of 5.25 hundredweight/cu yd (310 kg/cu m) of the cement. The water/cement ratio, according to Article 1020.06, shall not exceed 0.60. An air-entraining admixture shall be used to produce an air content, according to Article 1020.08, of not less than 6.0 percent nor more than 9.0 percent of the volume of the grout. The Contractor shall have the option to use a water-reducing or high range water-reducing admixture."

Revise Article 583.01 of the Standard Specifications to read:

"**583.01 Description.** This work shall consist of placing cement mortar along precast, prestressed concrete bridge deck beams as required for fairing out any unevenness between adjacent deck beams prior to placing of waterproofing membrane and surfacing."

Revise Article 583.02(a) of the Standard Specifications to read:

"(a) Cement .....1001"

Revise the first paragraph of Article 583.03 of the Standard Specifications to read:

"**583.03 General.** This work shall only be performed when the air temperature is 45 °F (7 °C) and rising. The mixture for cement mortar shall consist of three parts sand to one part cement by volume. The amount of water shall be no more than that necessary to produce a workable, plastic mortar."

Revise Article 606.02(h) of the Standard Specifications to read:

"(h) Fibers (Note 1) .....1014"

Revise Note 1 in Article 606.02(h) of the Standard Specifications to read:

"Note 1. Fibers, when required, shall only be used in the concrete mixture for slipform applications."

Revise the third paragraph in Article 606.10 of the Standard Specifications to read:

"Welded wire fabric shall be 6 x 6 in. (150 x 150 mm) mesh, #4 gauge (5.74 mm), 58 lb (26 kg) per 100 sq ft (9 sq m)."

Revise Article 1001.01(d) of the Standard Specifications to read:

"(d) Rapid Hardening Cement. Rapid hardening cement shall be according to the Bureau of Materials Policy Memorandum "Portland or Blended Cement Acceptance Procedure for Qualified and Non-Qualified Plants", and ASTM C 1600, Type URH, Type VRH, or Type RH-CAC. It shall be used according to Article 1020.04 or when approved by the Engineer. The Contractor shall submit a report from the manufacturer or an independent lab that contains results for testing according to ASTM C 1600 which shows the cement meets the requirements of either Type URH, Type VRH, or Type RH-CAC. Test data shall be less than 1 year old from the date of submittal.

Revise Article 1001.01(e) of the Standard Specifications to read:

"(e) Other Cements. Other cements shall be according to the Bureau of Materials Policy Memorandum "Portland or Blended Cement Acceptance Procedure for Qualified and Non-Qualified Plants", and ASTM C 1157 or ASTM C 1600, as applicable. Other cements shall be used according to Article 1020.04 or when approved by the Engineer. For cements according to ASTM C 1157, the Contractor shall submit a report from the manufacturer or an independent lab that contains results of tests which shows the cement meets the requirements Type GU, HE, MS, MH, or LH. For cements according to ASTM C 1600, the Contractor shall submit a report from the manufacturer or an independent lab that contains results of tests which shows the cement meets the requirements Type MRH or GRH. Test data shall be less than 1 year old from the date of submittal."

Revise Article 1002.02 of the Standard Specifications to read:

"**1002.02 Quality**. Water used with cement in concrete or mortar and water used for curing concrete shall be clean, clear, and free from sugar. In addition, water shall be tested and evaluated for acceptance according to one of the following options.

OPTION 1.

(a) Acceptable limits for acidity and alkalinity when tested according to ITP T 26.

(1) Acidity -- 0.1 Normal NaOH ..... 2 ml max.*
(2) Alkalinity -- 0.1 Normal HCl..... 10 ml max.*
*To neutralize 200 ml sample.

(b) Acceptable limits for solids when tested according to the following.

(1) Organic (ITP T 26)..... 0.02% max.
(2) Inorganic (ITP T 26)..... 0.30% max.
(3) Sulfate (SO4) (ASTM D 516-82) ..... 0.05% max.
(4) Chloride (ASTM D 512) ..... 0.06% max.

(c) The following tests shall be performed on the water sample and on deionized water. The same cement and sand shall be used for both tests.

(1) Unsoundness (ASTM C 151).
(2) Initial and Final Set Time (ASTM C 266).
(3) Strength (ASTM C 109).

The test results for the water sample shall not deviate from the test results for the deionized water, except as allowed by the precision in the test method.

OPTION 2. Water shall meet the requirements ASTM C 1602 Tables 1 and 2 as outlined in Sections 5.1, 5.2, and 5.4."

Revise Note 2/ in Article 1003.01(b) of the Standard Specifications to read:

"2/ Applies only to sand. Sand exceeding the colorimetric test standard of 11 (Illinois Modified AASHTO T 21) will be checked for mortar making properties according to Illinois Modified ASTM C 87 and shall develop a compressive strength at the age of 14 days when using Type I, IL, or II cement of not less than 95 percent of the comparable standard.

Revise the second sentence of Article 1003.02(e)(1) of the Standard Specifications to read:

"The test will be performed with Type I, IL, or II portland cement having a total equivalent alkali content ($Na_2O + 0.658K_2O$) of 0.90 percent or greater."

Revise the first sentence of the second paragraph of Article 1003.02(e)(3) of the Standard Specifications to read:

"The ASTM C 1293 test shall be performed with Type I, IL, or II portland cement having a total equivalent alkali content ($Na_2O + 0.658K_2O$) of 0.80 percent or greater."

Revise the second sentence of Article 1004.02(g)(1) of the Standard Specifications to read:

"The test will be performed with Type I, IL, or II portland cement having a total equivalent alkali content ($Na_2O + 0.658K_2O$) of 0.90 percent or greater."

Add the following Section to the Standard Specifications.

"**SECTION 1014. FIBERS FOR CONCRETE**

1014.01 General. Fibers used in concrete shall be Type II or Type III (polyolefin or carbon) according to ASTM C 1116. The testing required for Type II fibers or Type III polyolefin fibers shall be performed by an independent lab a minimum of once every five years, and the test results provided to the Department. Manufacturers of Type III carbon fibers shall provide materials certification documentation not more than 6 years old a minimum of once every 5 years to the Department. The Department will maintain a qualified product list. The method of inclusion of fibers into concrete mixtures shall be according to the manufacturer's specifications.

At the discretion of the Engineer, the concrete mixture shall be evaluated in a field demonstration for fiber clumping, ease of placement, and ease of finishing. The field demonstration shall consist of a minimum 2 cu yd (1.5 cu m) trial batch placed in a 12 ft x 12 ft (3.6 m x 3.6 m) slab.

1014.02 Concrete Gutter, Curb, Median and Paved Ditch. Fibers shall be Type III. Fibers shall have a minimum length of 1/2 in. (13 mm) and a maximum length of 0.75 in. (19 mm). The maximum dosage rate in the concrete mixture shall not exceed 1.5 lb/cu yd (0.9 kg/cu m). The minimum dosage rate shall be per the manufacturer's recommendation.

1014.03 Concrete Inlay or Overlay. Fibers shall be Type III. Fibers shall have a minimum length of 1.0 in. (25 mm), a maximum length of 2 1/2 in. (63 mm), and a maximum aspect ratio (length divided by the equivalent diameter of the fiber) of 150. The maximum dosage rate shall not exceed 5.0 lb/cu yd (3.0 kg/cu m). The minimum dosage rate shall be per the manufacturer's recommendation.

1014.04 Bridge Deck Fly Ash, Ground Granulated Blast Furnace (GGBF) Slag, High Reactivity Metakaolin, or Microsilica (Silica Fume) Concrete Overlay. Fibers shall be Type III. The dosage rate shall be a minimum of 3.0 lb/cu yd (1.8 kg/cu m), unless a field demonstration according to Article 1014.01 indicates that a lower dosage rate is necessary. Based on the results of the field demonstration, the Department has the option to reduce the dosage rate of fibers, but the dosage will not be reduced to less than 2.0 lb / cu yd (1.2 kg/cu m).

1014.05 Bridge Deck Latex Concrete Overlay. Fibers shall be Type II or III. Fibers shall have a minimum length of 0.75 in. (19 mm), a maximum length of 1.75 in. (45 mm), and an aspect ratio (length divided by the equivalent diameter of the fiber) of between 70 and 100. The dosage rate shall be a minimum of 3.0 lb/cu yd (1.8 kg/cu m), unless a field demonstration according to Article 1014.01 indicates that a lower dosage rate is necessary. Based on the results of the field

demonstration, the Department has the option to reduce the dosage rate of fibers, but the dosage will not be reduced to less than 2.0 lb/cu yd (1.2 kg/cu m)."

Add the following Section to the Standard Specifications:

"**SECTION 1015. HIGH PERFORMANCE SHOTCRETE**

1015.01 Packaged Shotcrete With Aggregate. The packaged shotcrete with aggregate shall be a pre-blended dry combination of materials for the wet-mix shotcrete method according to ASTM C 1480, Type FA or CA, Grade FR, Class I. The fibers shall be Type III according to Article 1014.01. The cement and finely divided minerals in the mixture shall be a minimum 6.65 cwt/cu yd (395 kg/cu m), and the portland cement shall not be below 4.70 cwt/cu yd (279 kg/cu m). Microsilica is required in the mixture and shall be a minimum of 5 percent by weight (mass) of cementitious material, and a maximum of 10 percent. Strength requirements shall be according to ASTM C 1480 except that the strength at 28 days shall be at least 4000 psi (27,500 kPa). Strength testing shall be according to ASTM C 1140. The air content as shot shall be 4.0 – 8.0 percent when tested according to AASHTO T 152, and the coarse aggregate shall be a maximum size of 1/2 in. (12.5 mm).

The packaged shotcrete shall have a water soluble chloride ion content of less than 0.15% by weight of cementitious material when tested according to ASTM C 1218 or AASHTO T 260.

The testing according to ASTM C 1480, ASTM C 1140, AASHTO 152, and ASTM C 1218 or AASHTO T 260 shall be performed by an independent lab a minimum of once every 5 years, and the test results shall be provided to the Department. The Department will maintain a qualified product list. Batching and mixing shall be per the manufacturer's recommendations.

1015.02 Packaged Shotcrete Without Aggregate. The packaged shotcrete that does not include pre-blended aggregate shall be according to Article 1015.01, except the added aggregate shall be according to Articles 1003.02 and 1004.02. The aggregate gradation shall be according to the manufacturer. The Department will maintain a qualified product list. Batching and mixing shall be per the manufacturer's recommendations."

Revise Section 1017 of the Standard Specifications to read:

"SECTION 1017. PACKAGED, DRY, COMBINED MATERIALS FOR MORTAR AND CONCRETE

1017.01 Mortar. The mortar shall be high-strength according to ASTM C 387 and shall have a minimum 80.0 percent relative dynamic modulus of elasticity when tested according to AASHTO T 161. For prestressed concrete applications, the mortar shall have a water-soluble chloride ion content of less than 0.06 percent by weight of cementitious material when tested according to ASTM C 1218 or AASHTO T 260; and for non-prestressed concrete applications, the water soluble chloride content shall be less than 0.15 percent by weight of cementitious material. The testing according to ASTM C 387, AASHTO T 161, and either ASTM C 1218 or AASHTO T 260 shall be performed by an independent lab a minimum of once every five years, and the test results

shall be provided to the Department. The Department will maintain a qualified product list. Mixing of the high-strength mortar shall be according to the manufacturer's specifications.

1017.02 Concrete. The materials, testing, and preparation of aggregate for the "high slump" packaged concrete mixture shall be according to ASTM C 387. The mixture shall be air entrained, the slump shall be 5-10 in. (125-250 mm), and the coarse aggregate shall be a maximum size of 1/2 in. (12.5 mm). Strength requirements shall be according to ASTM C 387 except that the strength at 28 days shall be at least 4000 psi (27,500 kPa). The "high slump" packaged concrete mixture shall have a water soluble chloride ion content of less than 0.15% by weight of cementitious material when tested according to ASTM C 1218 or AASHTO T 260. The testing according to ASTM C 387, and either ASTM C 1218 or AASHTO T 260 shall be performed by an independent lab a minimum of once every 5 years, and the test results shall be provided to the Department. The Department will maintain a qualified product list. Mixing shall be per the manufacturer's recommendations.

1017.02 Self-Consolidating Concrete. The materials, testing, and preparation of aggregate for the "self-consolidating concrete" packaged concrete mixture shall be according to ASTM C 387. The mixture shall be air entrained, it should be uniformly graded, and the coarse aggregate shall be a maximum size of 1/2 in. (12.5 mm). Strength requirements shall be according to ASTM C 387 except that the strength at 28 days shall be at least 4000 psi (27,500 Pa). Slump flow range shall be 22 in. (550 mm) minimum to 28 in. (700 mm) maximum when tested according to AASHTO T 347. The visual stability index shall be a maximum of 1 when tested according to AASHTO T 351. At the option of the manufacturer, either the J-Ring value shall be a maximum of 2 in. (50 mm) when tested according to AASHTO T 347 or the L-Box blocking ratio shall be a minimum of 80 percent when tested according AASHTO T 419. The hardened visual stability index shall be a maximum of 1 when tested according to AASHTO R 81.

The "self -consolidating concrete" packaged concrete mixture shall have a water soluble chloride ion content of less than 0.15 percent by weight of cementitious material when tested according to ASTM C 1218 or AASHTO T 260.

The testing according to ASTM C 387, AASHTO T 347, AASHTO T 351, AASHTO T 419, AASHTO R 81, ASTM C 1218 and AASHTO T 260 shall be performed by an independent lab a minimum of once every 5 years, and the test results shall be provided to the Department. The Department will maintain a qualified product list. Mixing shall be per the manufacturer's recommendations."

Revise Article 1018.01 of the Standard Specifications to read:

"**1018.01 Requirements.** The rapid hardening mortar or concrete shall be according to ASTM C 928 and shall have successfully completed and remain current with the AASHTO Product Eval and Audit Rapid Hardening Concrete Patching Materials (RHCP) testing program. R1, R2, or R3 concrete shall be air entrained, the slump shall be 5-10 in. (125-250 mm), and the coarse aggregate shall be a maximum size of 1/2 in. (12.5 mm). For prestressed concrete applications, the mortar or concrete shall have a water-soluble chloride ion content of less than 0.06 percent by weight of cementitious material when tested according to ASTM C 1218 or AASHTO T 260;

and for non-prestressed concrete applications, the water soluble chloride content shall be less than 0.15 percent by weight of cementitious material. The Department will maintain a qualified product list. Mixing of the mortar or concrete shall be according to the manufacturer's specifications.."

Revise Article 1019.02 of the Standard Specifications to read:

"**1019.02 Materials.** Materials shall be according to the following.

Item	Article/Section
(a) Cement	1001
(b) Water	1002
(c) Fine Aggregate for Controlled Low-Strength Material (CLSM)	1003.06
(d) Fly Ash	1010
(e) Ground Granulated Blast Furnace (GGBF) Slag	1010
(f) Admixtures (Note 1)	

Note 1. The air-entraining admixture may be in powder or liquid form. The air content produced by the admixture shall be 15-25 percent when incorporated into Mix 2 or an equivalent mixture as determined by the Department and tested according to AASHTO T 121 or AASHTO T 152. The testing according to AASHTO T 121 or AASHTO T 152 shall be performed by an independent lab a minimum of once every five years, and the test results shall be provided to the Department. The Department will maintain a qualified product list."

Revise the third paragraph of Article 1019.04 of the Standard Specifications to read:

"The Engineer will instruct the Contractor to adjust the proportions of the mix design in the field as needed to meet the design criteria, provide adequate flowability, maintain proper solid suspension, or other criteria established by the Engineer."

Revise Article 1019.05 of the Standard Specifications to read:

"**1019.05 Department Mix Design.** The Department mix design shall be Mix 1, 2, or 3 and shall be proportioned to yield approximately one cubic yard (cubic meter).

Mix 1	
Cement	50 lb (30 kg)
Fly Ash – Class C or F, and/or GGBF Slag	125 lb (74 kg)
Fine Aggregate – Saturated Surface Dry	2900 lb (1720 kg)
Water	50-65 gal (248-322 L)
Air Content	No air is entrained

Mix 2	
Cement	125 lb (74 kg)

Fine Aggregate – Saturated Surface Dry	2500 lb (1483 kg)
Water	35-50 gal (173-248 L)
Air Content	15-25 %

Mix 3	
Cement	40 lb (24 kg)
Fly Ash – Class C or F, and/or GGBF Slag	125 lb (74 kg)
Fine Aggregate – Saturated Surface Dry	2500 lb (1483 kg)
Water	35-50 gal (179-248 L)
Air Content	15-25 %"

Revise Article 1020.04, Table 1, Note (8) of the Standard Specifications to read:

"(8) In addition to the Type III portland cement, 100 lb/cu yd of ground granulated blast-furnace slag and 50 lb/cu yd of microsilica (silica fume) shall be used. For an air temperature greater than 85 ºF, the Type III portland cement may be replaced with Type I, IL, or II portland cement."

Revise Article 1020.04, Table 1 (Metric), Note (8) of the Standard Specifications to read:

"(8) In addition to the Type III portland cement, 60 kg/cu m of ground granulated blast-furnace slag and 30 kg/cu m of microsilica (silica fume) shall be used. For an air temperature greater than 30 ºC, the Type III portland cement may be replaced with Type I, IL, or II portland cement."

Revise Note 9 of Table 1 of Article 1020.04 of the Standard Specifications to read:

"(9) The cement shall be a rapid hardening according to Article 1001.01(d). Minimum or maximum cement factor may be adjusted when approved by the Engineer."

Revise the second paragraph of Article 1020.05(a) of the Standard Specifications to read:

"For a mix design using a portland-pozzolan cement, portland blast-furnace slag cement, portland-limestone cement, or replacing portland cement with finely divided minerals per Articles 1020.05(c) and 1020.05(d), the Contractor may submit a mix design with a minimum portland cement content less than 400 lbs/cu yd (237 kg/cu m), but not less than 375 lbs/cu yd (222 kg/cu m), if the mix design is shown to have a minimum relative dynamic modulus of elasticity of 80 percent determined according to AASHTO T 161. Testing shall be performed by an independent laboratory accredited by AASHTO re:source for Portland Cement Concrete."

Revise the first sentence of the first paragraph of Article 1020.05(b) of the Standard Specifications to read:

"Corrosion inhibitors and concrete admixtures shall be according to the qualified product lists."

Delete the fourth and fifth sentences of the second paragraph of Article 1020.05(b) of the Standard Specifications.

Revise Article 1020.05(b)(5) of the Standard Specifications to read:

"(5) For Class PP-4 concrete, a high range water-reducing admixture, retarder, and/or hydration stabilizer may be used in addition to the air-entraining admixture. The Contractor also has the option to use a water-reducing admixture with the high range water-reducing admixture. An accelerator shall not be used. A mobile portland cement concrete plant shall be used to produce the patching mixture.

For PP-5 concrete, a non-chloride accelerator, high range water-reducing admixture, retarder, hydration stabilizer, and/or air-entraining admixture may be used. The accelerator, high range water-reducing admixture, retarder, hydration stabilizer, and/or air-entraining admixture shall be per the Contractor's recommendation and dosage. The qualified product list of concrete admixtures shall not apply. A mobile portland cement concrete plant shall be used to produce the patching mixture."

Revise second paragraph of Article 1020.05(b)(10) of the Standard Specifications to read:

"When calcium nitrite is used, it shall be added at the rate of 4 gal/cu yd (20 L/cu m) and shall be added to the mix immediately after all compatible admixtures have been introduced to the batch. Other corrosion inhibitors shall be added per the manufacturer's specifications."

Delete the third paragraph of Article 1020.05(b)(10) of the Standard Specifications.

Revise Article 1020.15(b)(1)c. of the Standard Specifications to read:

"c. The minimum portland cement content in the mixture shall be 375 lbs/cu yd (222 kg/cu m). When the total of organic processing additions, inorganic processing additions, and limestone addition exceed 5.0 percent in the cement, the minimum portland cement content in the mixture shall be 400 lbs/cu yd (237 kg/cu m). For a drilled shaft, foundation, footing, or substructure, the minimum portland cement may be reduced to as low as 330 lbs/cu yd (196 kg/cu m) if the concrete has adequate freeze/thaw durability. The Contractor shall provide freeze/thaw test results according to AASHTO T 161, and the relative dynamic modulus of elasticity of the mix design shall be a minimum of 80 percent. Testing shall be performed by an independent laboratory accredited by AASHTO re:source for Portland Cement Concrete. Freeze/thaw testing will not be required for concrete that will not be exposed to freezing and thawing conditions as determined by the Engineer."

Revise Article 1021.01 of the Standard Specifications to read:

"**1021.01 General.** Admixtures shall be furnished in liquid or powder form ready for use. The admixtures shall be delivered in the manufacturer's original containers, bulk tank trucks or such containers or tanks as are acceptable to the Engineer. Delivery shall be accompanied by a ticket which clearly identifies the manufacturer, the date of manufacture, and trade name of the material. Containers shall be readily identifiable as to manufacturer, the date of manufacture, and trade name of the material they contain.

Concrete admixtures shall be on one of the Department's qualified product lists. Unless otherwise noted, admixtures shall have successfully completed and remain current with the AASHTO Product Eval and Audit Concrete Admixture (CADD) testing program. For admixture submittals to the Department; the product brand name, manufacturer name, admixture type or types, an electronic link to the product's technical data sheet, and the NTPEP testing number which contains an electronic link to all test data shall be provided. In addition, a letter shall be submitted certifying that no changes have been made in the formulation of the material since the most current round of tests conducted by AASHTO Product Eval and Audit. After 28 days of testing by AASHTO Product Eval and Audit, air-entraining admixtures may be provisionally approved and used on Departmental projects. For all other admixtures, unless otherwise noted, the time period after which provisionally approved status may be earned is 6 months.

The manufacturer shall include the following in the submittal to the AASHTO Product Eval and Audit CADD testing program: the manufacturing range for specific gravity, the midpoint and manufacturing range for residue by oven drying, and manufacturing range of pH. The submittal shall also include an infrared spectrophotometer trace no more than five years old.

For air-entraining admixtures according to Article 1021.02, the specific gravity allowable manufacturing range established by the manufacturer shall be according to AASHTO M 194. For residue by oven drying and pH, the allowable manufacturing range and test methods shall be according to AASHTO M 194.

For admixtures according to Articles 1021.03, 1021.04, 1021.05, 1021.06, 1021.07, and 1021.08, the pH allowable manufacturing range established by the manufacturer shall be according to ASTM E 70. For specific gravity and residue by oven drying, the allowable manufacturing range and test methods shall be according to AASHTO M 194.

All admixtures, except chloride-based accelerators, shall contain a maximum of 0.3 percent chloride by weight (mass) as determined by an appropriate test method. To verify the test result, the Department will use Illinois Modified AASHTO T 260, Procedure A, Method 1.

Prior to final approval of an admixture, the Engineer reserves the right to request a sample for testing. The test and reference concrete mixtures tested by the Engineer will contain a cement content of 5.65 cwt/cu yd (335 kg/cu m). For freeze-thaw testing, the Department will perform the test according to Illinois Modified AASHTO T 161. The flexural strength test will be performed according to AASHTO T 177. If the Engineer decides to test the admixture, the manufacturer shall submit AASHTO T 197 water content and set time test results on the standard cement used by the Department. The manufacturer may select their lab or an independent lab to perform this testing. The laboratory is not required to be accredited by AASHTO.

Random field samples may be taken by the Department to verify an admixture meets specification. A split sample will be provided to the manufacturer if requested. Admixtures that do not meet specification requirements or an allowable manufacturing range established by the manufacturer shall be replaced with new material."

Revise Article 1021.03 of the Standard Specifications to read:

"**1021.03 Retarding and Water-Reducing Admixtures.** The admixture shall be according to the following.

(a) Retarding admixtures shall be according to AASHTO M 194, Type B (retarding) or Type D (water-reducing and retarding).

(b) Water-reducing admixtures shall be according to AASHTO M 194, Type A.

(c) High range water-reducing admixtures shall be according to AASHTO M 194, Type F (high range water-reducing) or Type G (high range water-reducing and retarding)."

Revise Article 1021.05 of the Standard Specifications to read:

"**1021.05 Self-Consolidating Admixtures.** Self-consolidating admixture systems shall consist of either a high range water-reducing admixture only or a high range water-reducing admixture combined with a separate viscosity modifying admixture. The one or two component admixture system shall be capable of producing a concrete that can flow around reinforcement and consolidate under its own weight without additional effort and without segregation.

High range water-reducing admixtures shall be according to AASHTO M 194, Type F.

Viscosity modifying admixtures shall be according to AASHTO M 194, Type S (specific performance)."

Revise Article 1021.06 of the Standard Specifications to read:

"**1021.06 Rheology-Controlling Admixture.** Rheology-controlling admixtures shall be capable of producing a concrete mixture with a lower yield stress that will consolidate easier for slipform applications used by the Contractor. Rheology-controlling admixtures shall be according to AASHTO M 194, Type S (specific performance)."

Revise Article 1021.07 of the Standard Specifications to read:

"**1021.07 Corrosion Inhibitor.** The corrosion inhibitor shall be according to one of the following.

(a) Calcium Nitrite. Corrosion inhibitors shall contain a minimum 30 percent calcium nitrite by weight (mass) of solution and shall comply with either the requirements of AASHTO

M 194, Type C (accelerating) or the requirements of ASTM C 1582. The corrosion inhibiting performance requirements of ASTM C 1582 shall not apply.

(b) Other Materials. The corrosion inhibitor shall be according to ASTM C 1582.

For submittals requiring testing according to ASTM M 194, Type C (accelerating), the admixture shall meet the requirements of the AASHTO Product Eval and Audit CADD testing program according to Article 1021.01.

For submittals requiring testing according to ASTM C 1582, a report prepared by an independent laboratory accredited by AASHTO re:source for portland cement concrete shall be provided. The report shall show the results of physical tests conducted no more than five years prior to the time of submittal, according to applicable specifications. However, ASTM G 109 test information specified in ASTM C 1582 is not required to be from an independent accredited lab. All other information in ASTM C 1582 shall be from an independent accredited lab. Test data and other information required to be submitted to AASHTO Product Eval and Audit according to Article 1021.01, shall instead be submitted directly to the Department."

Add Article 1021.08 of the Standard Specifications as follows:

"**1021.08 Other Specific Performance Admixtures.** Other specific performance admixtures shall, at a minimum, be according to AASHTO M 194, Type S (specific performance). The Department also reserves the right to require other testing, as determined by the Engineer, to show evidence of specific performance characteristics.

Initial testing according to AASHTO M 194 may be conducted under the AASHTO Product Eval and Audit CADD testing program according to Article 1021.01, or by an independent laboratory accredited by AASHTO re:source for Portland Cement Concrete. In either case, test data and other information required to be submitted to AASHTO Product Eval and Audit according to Article 1021.01, shall also be submitted directly to the Department. The independent accredited lab report shall show the results of physical tests conducted no more than five years prior to the time of submittal, according to applicable specifications."

Add Article 1021.09 of the Standard Specifications as follows:

"**1021.09 Latex Admixtures**. The latex admixture shall be a uniform, homogeneous, non-toxic, film-forming, polymeric emulsion in water to which all stabilizers have been added at the point of manufacture. The latex admixture shall not contain any chlorides and shall contain 46-49 percent solids.

In lieu of meeting the requirements of Article 1021.01, the Contractor shall submit a manufacturer's certification that the latex emulsion meets the requirements of FHWA Research Report RD-78-35, Chapter VI. The certificate shall include the date of manufacture of the latex admixture, batch or lot number, quantity represented, manufacturer's name, and the location of the manufacturing plant. The latex emulsion shall be sampled and tested in accordance with RD-78-35, Chapter VII, Certification Program.

The latex admixture shall be packaged and stored in containers and storage facilities which will protect the material from freezing and from temperatures above 85°F (30°C). Additionally, the material shall not be stored in direct sunlight and shall be shaded when stored outside of buildings during moderate temperatures."

Revise Article 1024.01 of the Standard Specifications to read:

"**1024.01 Requirements for Grout.** The grout shall be proportioned by dry volume, thoroughly mixed, and shall have a minimum temperature of 50 °F (10 °C). Water shall not exceed the minimum needed for placement and finishing.

Materials for the grout shall be according to the following.

Item	Article/Section
(a) Cement	1001
(b) Water	1002
(c) Fine Aggregate	1003.02
(d) Fly Ash	1010
(e) Ground Granulated Blast Furnace (GGBF) Slag	1010
(f) Concrete Admixtures	1021"

Revise Note 1 of Article 1024.02 of the Standard Specifications to read:

"Note 1. Nonshrink grout shall be according to ASTM C 1107.

For prestressed concrete applications, the nonshrink grout shall have a water soluble chloride ion content of less than 0.06 percent by weight of cementitious material when tested according to ASTM C 1218 or AASHTO T 260; and for non-prestressed concrete applications, the water soluble chloride ion content shall be less than 0.15 percent by weight of cementitious material. The testing according to ASTM 1107, and either ASTM C 1218 or AASHTO T 260 shall be performed by an independent lab a minimum of once every five years, and the test results shall be provided to the Department. The Department will maintain a qualified product list. Mixing of the nonshrink grout shall be according to the manufacturer's specifications."

Revise Article 1029.02 of the Standard Specifications to read:

"**1029.02 Materials.** Materials shall be according to the following.

Item	Article/Section
(a) Cement	1001
(b) Fly Ash	1010
(c) Ground Granulated Blast Furnace (GGBF) Slag	1010
(d) Water	1002
(e) Fine Aggregate	1003
(f) Concrete Admixtures	1021

(g) Foaming Agent (Note 1)

Note 1. The manufacturer shall submit infrared spectrophotometer trace and test results indicating the foaming agent meets the requirements of ASTM C 869 in order to be on the Department's qualified product list. Submitted data/results shall not be more than five years old."

Revise the second paragraph of Article 1103.03(a)(4) the Standard Specifications to read:

"The dispenser system shall provide a visual indication that the liquid admixture is actually entering the batch, such as via a transparent or translucent section of tubing or by independent check with an integrated secondary metering device. If approved by the Engineer, an alternate indicator may be used for admixtures dosed at rates of 25 oz/cwt (1630 mL/100 kg) or greater, such as accelerating admixtures, corrosion inhibitors, and viscosity modifying admixtures."

Revise Article 1103.04 of the Standard Specifications to read:

"**1103.04 Mobile Portland Cement Concrete Plants.** The mobile concrete plant shall be according to AASHTO M 241 and the Bureau of Materials Policy Memorandum "Approval of Volumetric Mobile Mixers for Concrete". The mixer shall be capable of carrying sufficient unmixed materials to produce not less than 6 cu yd (4.6 cu m) of concrete."

Revise the first two sections of Check Sheet #11 "Subsealing of Concrete Pavements" of the Recurring Special Provisions to read:

"Description. This work shall consist of filling voids beneath rigid and composite pavements with cement grout.

Materials. Materials shall be according to the following Articles/Sections of the Standard Specifications:

Item	Article/Section
(a) Cement	1001
(b) Water	1002
(c) Fly Ash	1010
(d) Ground Granulated Blast Furnace (GGBF) Slag	1010
(e) Admixtures	1021
(f) Packaged Rapid Hardening Mortar or Concrete	1018"

Revise the Materials section of Check Sheet #28 "Portland Cement Concrete Inlay or Overlay" of the Recurring Special Provisions to read:

"Materials. Materials shall be according to the following Articles/Sections of the Standard Specifications.

Item	Article/Section
(a) Portland Cement Concrete (Note 1)	1020
(b) Fibers for Concrete	1014
(c) Protective Coat	1023.01

Note 1. Class PV concrete shall be used, except the cement factor for central mixed concrete shall be 6.05 cwt/cu yd (360 kg/cu m). A cement factor reduction according to Article 1020.05(b)(8) of the Standard Specifications will be permitted. CA 5 shall not be used and CA 7 may only be used for overlays that are a minimum of 4.5 in. (113 mm) thick. The Class PV concrete shall have a minimum flexural strength of 550 psi (3800 kPa) or a minimum compressive strength of 3000 psi (20,700 kPa) at 14 days."

80460

COMPENSABLE DELAY COSTS (BDE)

Effective: June 2, 2017
Revised: April 1, 2019

Revise Article 107.40(b) of the Standard Specifications to read:

"(b) Compensation. Compensation will not be allowed for delays, inconveniences, or damages sustained by the Contractor from conflicts with facilities not meeting the above definition; or if a conflict with a utility in an unanticipated location does not cause a shutdown of the work or a documentable reduction in the rate of progress exceeding the limits set herein. The provisions of Article 104.03 notwithstanding, compensation for delays caused by a utility in an unanticipated location will be paid according to the provisions of this Article governing minor and major delays or reduced rate of production which are defined as follows.

(1) Minor Delay. A minor delay occurs when the work in conflict with the utility in an unanticipated location is completely stopped for more than two hours, but not to exceed two weeks.

(2) Major Delay. A major delay occurs when the work in conflict with the utility in an unanticipated location is completely stopped for more than two weeks.

(3) Reduced Rate of Production Delay. A reduced rate of production delay occurs when the rate of production on the work in conflict with the utility in an unanticipated location decreases by more than 25 percent and lasts longer than seven calendar days."

Revise Article 107.40(c) of the Standard Specifications to read:

"(c) Payment. Payment for Minor, Major, and Reduced Rate of Production Delays will be made as follows.

(1) Minor Delay. Labor idled which cannot be used on other work will be paid for according to Article 109.04(b)(1) and (2) for the time between start of the delay and the minimum remaining hours in the work shift required by the prevailing practice in the area.

Equipment idled which cannot be used on other work, and which is authorized to standby on the project site by the Engineer, will be paid for according to Article 109.04(b)(4).

(2) Major Delay. Labor will be the same as for a minor delay.

Equipment will be the same as for a minor delay, except Contractor-owned equipment will be limited to two weeks plus the cost of move-out to either the

Contractor's yard or another job and the cost to re-mobilize, whichever is less. Rental equipment may be paid for longer than two weeks provided the Contractor presents adequate support to the Department (including lease agreement) to show retaining equipment on the job is the most economical course to follow and in the public interest.

(3) Reduced Rate of Production Delay. The Contractor will be compensated for the reduced productivity for labor and equipment time in excess of the 25 percent threshold for that portion of the delay in excess of seven calendar days. Determination of compensation will be in accordance with Article 104.02, except labor and material additives will not be permitted.

Payment for escalated material costs, escalated labor costs, extended project overhead, and extended traffic control will be determined according to Article 109.13."

Revise Article 108.04(b) of the Standard Specifications to read:

"(b) No working day will be charged under the following conditions.

(1) When adverse weather prevents work on the controlling item.

(2) When job conditions due to recent weather prevent work on the controlling item.

(3) When conduct or lack of conduct by the Department or its consultants, representatives, officers, agents, or employees; delay by the Department in making the site available; or delay in furnishing any items required to be furnished to the Contractor by the Department prevents work on the controlling item.

(4) When delays caused by utility or railroad adjustments prevent work on the controlling item.

(5) When strikes, lock-outs, extraordinary delays in transportation, or inability to procure critical materials prevent work on the controlling item, as long as these delays are not due to any fault of the Contractor.

(6) When any condition over which the Contractor has no control prevents work on the controlling item."

Revise Article 109.09(f) of the Standard Specifications to read:

"(f) Basis of Payment. After resolution of a claim in favor of the Contractor, any adjustment in time required for the work will be made according to Section 108. Any adjustment in the costs to be paid will be made for direct labor, direct materials, direct equipment, direct jobsite overhead, direct offsite overhead, and other direct costs allowed by the resolution. Adjustments in costs will not be made for interest charges, loss of anticipated profit, undocumented loss of efficiency, home office overhead and unabsorbed overhead

other than as allowed by Article 109.13, lost opportunity, preparation of claim expenses and other consequential indirect costs regardless of method of calculation.

The above Basis of Payment is an essential element of the contract and the claim cost recovery of the Contractor shall be so limited."

Add the following to Section 109 of the Standard Specifications.

"**109.13 Payment for Contract Delay.** Compensation for escalated material costs, escalated labor costs, extended project overhead, and extended traffic control will be allowed when such costs result from a delay meeting the criteria in the following table.

Contract Type	Cause of Delay	Length of Delay
Working Days	Article 108.04(b)(3) or Article 108.04(b)(4)	No working days have been charged for two consecutive weeks.
Completion Date	Article 108.08(b)(1) or Article 108.08(b)(7)	The Contractor has been granted a minimum two week extension of contract time, according to Article 108.08.

Payment for each of the various costs will be according to the following.

(a) Escalated Material and/or Labor Costs. When the delay causes work, which would have otherwise been completed, to be done after material and/or labor costs have increased, such increases will be paid. Payment for escalated material costs will be limited to the increased costs substantiated by documentation furnished by the Contractor. Payment for escalated labor costs will be limited to those items in Article 109.04(b)(1) and (2), except the 35 percent and 10 percent additives will not be permitted.

(b) Extended Project Overhead. For the duration of the delay, payment for extended project overhead will be paid as follows.

(1) Direct Jobsite and Offsite Overhead. Payment for documented direct jobsite overhead and documented direct offsite overhead, including onsite supervisory and administrative personnel, will be allowed according to the following table.

Original Contract Amount	Supervisory and Administrative Personnel
Up to $5,000,000	One Project Superintendent
Over $ 5,000,000 - up to $25,000,000	One Project Manager, One Project Superintendent or Engineer, and One Clerk
Over $25,000,000 - up to $50,000,000	One Project Manager, One Project Superintendent, One Engineer, and

	One Clerk
Over $50,000,000	One Project Manager, Two Project Superintendents, One Engineer, and One Clerk

(2) Home Office and Unabsorbed Overhead. Payment for home office and unabsorbed overhead will be calculated as 8 percent of the total delay cost.

(c) Extended Traffic Control. Traffic control required for an extended period of time due to the delay will be paid for according to Article 109.04.

When an extended traffic control adjustment is paid under this provision, an adjusted unit price as provided for in Article 701.20(a) for increase or decrease in the value of work by more than ten percent will not be paid.

Upon payment for a contract delay under this provision, the Contractor shall assign subrogation rights to the Department for the Department's efforts of recovery from any other party for monies paid by the Department as a result of any claim under this provision. The Contractor shall fully cooperate with the Department in its efforts to recover from another party any money paid to the Contractor for delay damages under this provision."

80384

CONSTRUCTION AIR QUALITY – DIESEL RETROFIT (BDE)

Effective: June 1, 2010
Revised: January 1, 2025

The reduction of emissions of particulate matter (PM) for off-road equipment shall be accomplished by installing retrofit emission control devices. The term "equipment" refers to diesel fuel powered devices rated at 50 hp and above, to be used on the jobsite in excess of seven calendar days over the course of the construction period on the jobsite (including rental equipment).

Contractor and subcontractor diesel powered off-road equipment assigned to the contract shall be retrofitted according to the table below.

Horsepower Range	Model Year and Older
50-99	2003
100-299	2002
300-599	2000
600-749	2001
750 and up	2005

The retrofit emission control devices shall achieve a minimum PM emission reduction of 50 percent and shall be:

a) Included on the U.S. Environmental Protection Agency (USEPA) *Verified Retrofit Technology List* (https://www.epa.gov/verified-diesel-tech/verified-technologies-list-clean-diesel), or verified by the California Air Resources Board (CARB) (http://www.arb.ca.gov/diesel/verdev/vt/cvt.htm); or

b) Retrofitted with a non-verified diesel retrofit emission control device if verified retrofit emission control devices are not available for equipment proposed to be used on the project, and if the Contractor has obtained a performance certification from the retrofit device manufacturer that the emission control device provides a minimum PM emission reduction of 50 percent.

Note: Large cranes (Crawler mounted cranes) which are responsible for critical lift operations are exempt from installing retrofit emission control devices if such devices adversely affect equipment operation.

Diesel powered off-road equipment with engine ratings of 50 hp and above, which are unable to be retrofitted with verified emission control devices or if performance certifications are not available which will achieve a minimum 50 percent PM reduction, may be granted a waiver by the Department if documentation is provided showing good faith efforts were made by the Contractor to retrofit the equipment.

Construction shall not proceed until the Contractor submits a certified list of the diesel powered off-road equipment that will be used, and as necessary, retrofitted with emission control devices. The list(s) shall include (1) the equipment number, type, make, Contractor/rental company name; and (2) the emission control devices make, model, USEPA or CARB verification number, or performance certification from the retrofit device manufacturer. Equipment reported as fitted with emissions control devices shall be made available to the Engineer for visual inspection of the device installation, prior to being used on the jobsite.

The Contractor shall submit an updated list of retrofitted off-road construction equipment as retrofitted equipment changes or comes on to the jobsite. The addition or deletion of any diesel powered equipment shall be included on the updated list.

If any diesel powered off-road equipment is found to be in non-compliance with any portion of this special provision, the Engineer will issue the Contractor a diesel retrofit deficiency deduction.

Any costs associated with retrofitting any diesel powered off-road equipment with emission control devices shall be considered as included in the contract unit prices bid for the various items of work involved and no additional compensation will be allowed. The Contractor's compliance with this notice and any associated regulations shall not be grounds for a claim.

Diesel Retrofit Deficiency Deduction

When the Engineer determines that a diesel retrofit deficiency exists, a daily monetary deduction will be imposed for each calendar day or fraction thereof the deficiency continues to exist. The calendar day(s) will begin when the time period for correction is exceeded and end with the Engineer's written acceptance of the correction. The daily monetary deduction will be $1,000.00 for each deficiency identified.

The deficiency will be based on lack of diesel retrofit emissions control.

If a Contractor accumulates three diesel retrofit deficiency deductions for the same piece of equipment in a contract period, the Contractor will be shutdown until the deficiency is corrected. Such a shutdown will not be grounds for any extension of the contract time, waiver of penalties, or be grounds for any claim.

80261

SUBCONTRACTOR MOBILIZATION PAYMENTS (BDE)

Effective: November 2, 2017
Revised: April 1, 2019

Replace the second paragraph of Article 109.12 of the Standard Specifications with the following:

"This mobilization payment shall be made at least seven days prior to the subcontractor starting work. The amount paid shall be at the following percentage of the amount of the subcontract reported on form BC 260A submitted for the approval of the subcontractor's work.

Value of Subcontract Reported on Form BC 260A	Mobilization Percentage
Less than $10,000	25%
$10,000 to less than $20,000	20%
$20,000 to less than $40,000	18%
$40,000 to less than $60,000	16%
$60,000 to less than $80,000	14%
$80,000 to less than $100,000	12%
$100,000 to less than $250,000	10%
$250,000 to less than $500,000	9%
$500,000 to $750,000	8%
Over $750,000	7%"

80391

VEHICLE AND EQUIPMENT WARNING LIGHTS (BDE)

Effective: November 1, 2021
Revised: November 1, 2022

Add the following paragraph after the first paragraph of Article 701.08 of the Standard Specifications:

"The Contractor shall equip all vehicles and equipment with high-intensity oscillating, rotating, or flashing, amber or amber-and-white, warning lights which are visible from all directions. In accordance with 625 ILCS 5/12-215, the lights may only be in operation while the vehicle or equipment is engaged in construction operations."

80439

WORK ZONE TRAFFIC CONTROL DEVICES (BDE)

Effective: March 2, 2020
Revised: January 1, 2026

Add the following to Article 701.03 of the Standard Specifications:

"(q) Temporary Sign Supports ..... 1106.02"

Revise Article 701.03(p) of the Standard Specifications to read:

"(p) Detectable Pedestrian Channelizing Barricades ..... 1106.02(m)"

Revise the third paragraph of Article 701.14 of the Standard Specifications to read:

"For temporary sign supports, the Contractor shall provide a FHWA eligibility letter for each device used on the contract. The letter shall provide information for the set-up and use of the device as well as a detailed drawing of the device. The signs shall be supported within 20 degrees of vertical. Weights used to stabilize signs shall be attached to the sign support per the manufacturer's specifications."

Revise the first paragraph of Article 701.15 of the Standard Specifications to read:

"**701.15 Traffic Control Devices.** For devices that must meet crashworthiness standards, the Contractor shall provide a manufacturer's self-certification or a FHWA eligibility letter for each Category 1 device and a FHWA eligibility letter for each Category 2 and Category 3 device used on the contract. The self-certification or letter shall provide information for the set-up and use of the device as well as a detailed drawing of the device."

Revise the first six paragraphs of Article 1106.02 of the Standard Specifications to read:

"**1106.02 Devices.** Work zone traffic control devices and combinations of devices shall meet crashworthiness standards for their respective categories. The categories are as follows.

Category 1 includes small, lightweight, channelizing and delineating devices that have been in common use for many years and are known to be crashworthy by crash testing of similar devices or years of demonstrable safe performance. These include cones, tubular markers, plastic drums, and delineators, with no attachments (e.g. lights). Category 1 devices shall be MASH compliant.

Category 2 includes devices that are not expected to produce significant vehicular velocity change but may otherwise be hazardous. These include vertical panels with lights, barricades, temporary sign supports, and Category 1 devices with attachments (e.g. drums with lights). Category 2 devices shall be MASH compliant.

Category 3 includes devices that are expected to cause significant velocity changes or other potentially harmful reactions to impacting vehicles. These include crash cushions (impact attenuators), truck mounted attenuators, and other devices not meeting the definitions of Category 1 or 2. Category 3 devices manufactured after December 31, 2019 shall be MASH compliant. Category 3 devices manufactured on or before December 31, 2019, and compliant with NCHRP 350, may be used on contracts let before December 31, 2029. Category 3 devices shall be crash tested for Test Level 3 or the test level specified.

Category 4 includes portable or trailer-mounted devices such as sign supports, speed feedback displays, arrow boards, changeable message signs, temporary traffic signals, and area lighting supports. It is preferable for Category 4 devices manufactured after December 31, 2019 to be MASH-16 compliant; however, there are currently no crash tested devices in this category, so it remains exempt from the NCHRP 350 or MASH compliance requirement.

For each type of device, when no more than one MASH compliant is available, an NCHRP 350 compliant device may be used, even if manufactured after December 31, 2019."

Revise the first paragraph of Section 1106.02(a) of the Standard Specifications to read:

"(a) Lights. Lights shall meet the requirements of Chapter 13 of the "Equipment and Materials Standards of the Institute of Transportation Engineers," 1998, Institute of Transportation Engineers, and shall be visible on a clear night from a distance of 3000 ft (900 m). Lights are classified as follows."

Revise Articles 1106.02(g), 1106.02(k), 1106.02(l), and 1106.02(m) of the Standard Specifications to read:

"(g) Truck Mounted/Trailer Mounted Attenuators. The attenuator shall be approved for use at Test Level 3. Test Level 2 may be used for normal posted speeds less than or equal to 45 mph.

(k) Temporary Water Filled Barrier. The water filled barrier shall be a lightweight plastic shell designed to accept water ballast and be on the Department's qualified product list.

Shop drawings shall be furnished by the manufacturer and shall indicate the deflection of the barrier as determined by acceptance testing; the configuration of the barrier in that test; and the vehicle weight, velocity, and angle of impact of the deflection test. The Engineer shall be provided one copy of the shop drawings.

(l) Movable Traffic Barrier. The movable traffic barrier shall be on the Department's qualified product list.

Shop drawings shall be furnished by the manufacturer and shall indicate the deflection of the barrier as determined by acceptance testing; the configuration of the barrier in that test; and the vehicle weight, velocity, and angle of impact of the deflection test. The

Engineer shall be provided one copy of the shop drawings. The barrier shall be capable of being moved on and off the roadway on a daily basis.

(m) Detectable Pedestrian Channelizing Barricades. The top panel or handrail shall be continuous and there should be at least a 2 in. (50 mm) gap between the hand trailing edge and its support. When visible to vehicular traffic, the top rail shall have alternating white and orange retroreflective stripes sloping at 45 degrees. The bottom panel shall be continuous and have alternating white and orange retroreflective stripes sloping at 45 degrees. Barricade stripes shall be 6 in. (150 mm) in width. The predominant color for other barricade components shall be white, orange, or silver."

80427

NOTES:

1. IF NO EXISTING EXPANSION JOINT EXISTS WITHIN 50 FT IN EITHER DIRECTION OF THE SPOT REPAIR, A ½ IN. PREFORMED EXPANSION JOINT SHALL BE INSTALLED, OR AT THE DIRECTION OF THE ENGINEER.

2. CONTROL JOINTS SHALL EXTEND TO ¼ THE DEPTH OF THE SIDEWALK, AND SHALL BE ⅛ IN. TO ¼ IN. IN WIDTH. THE EDGE OF THE CONTROL JOINTS SHALL BE GIVEN A ¼ IN. RADIUS.

3. IF APPLICABLE, #4 EPOXY COATED DOWEL BARS SHALL BE INSTALLED AT 24 IN. ON CENTER AT SIDEWALK ACCESSIBILITY RAMPS BETWEEN THE KEYSTONE AND THE CURB.

4. SIDEWALK WIDTH SHALL MATCH THE EXISTING WIDTH OR AS SHOWN ON THE PLANS.

5. SIDEWALK JOINTS SHALL MATCH CURB CONTROL AND CONSTRUCTION JOINTS, IF APPLICABLE.

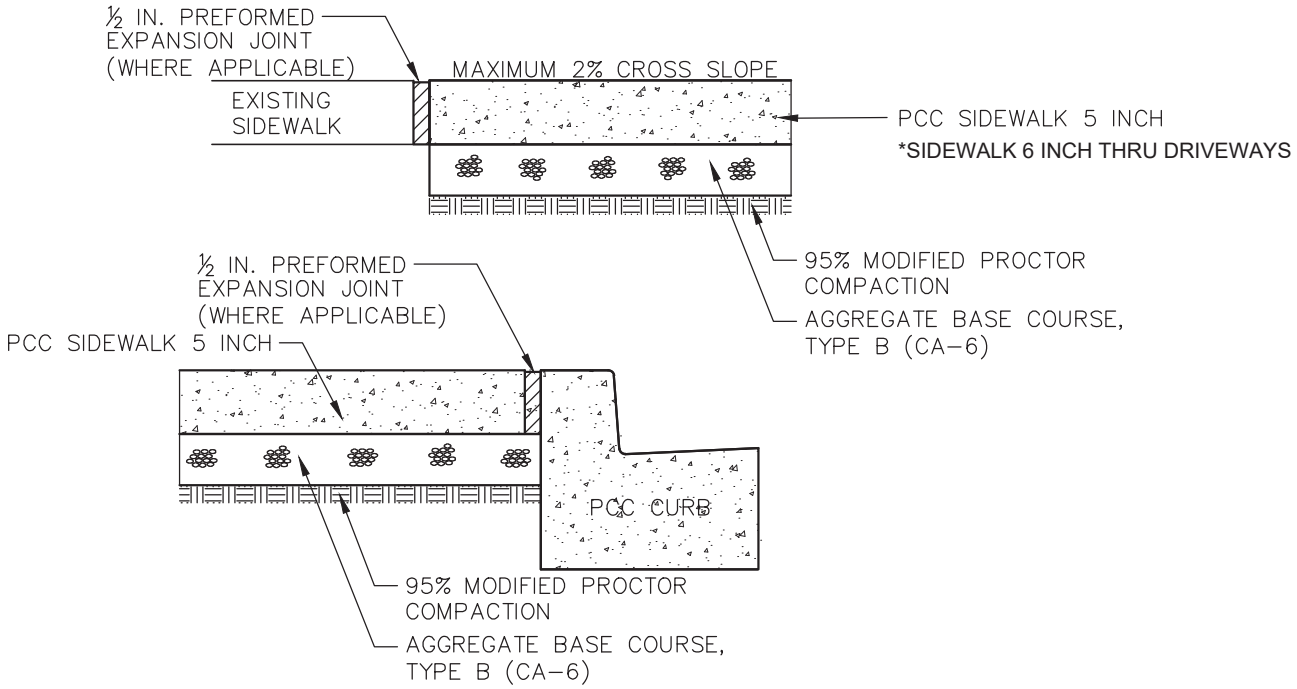

GHA GEWALT HAMILTON ASSOCIATES, INC.
625 Forest Edge Drive ■ Vernon Hills, IL. 60061
TEL 847.478.9700 ■ FAX 847.478.9701

DETAIL SHEET

PCC SIDEWALK DETAIL
2026 SIDEWALK IMPROVEMENTS PROJECT
VILLAGE OF BUFFALO GROVE, ILLINOIS

FILE: 4798.082_PR1.dwg	
DRAWN BY: LJD	GHA PROJECT # 4798.082
DATE: 12/8/2023	
CHECKED BY: LJD	SCALE: NTS

NOTES:

1. SET ½ IN. PREFORMED EXPANSION JOINT FILLER WHERE THE DRIVEWAY PAVEMENT ABUTS EXISTING SIDEWALK AND CURB. NO EXPANSION JOINT SHALL BE REQUIRED ALONG THE EDGE OF EXISTING DRIVEWAY PAVEMENT.

2. CONTROL JOINTS SHALL EXTEND TO ¼ THE DEPTH OF THE SIDEWALK, AND SHALL BE ⅛ IN. TO ¼ IN. IN WIDTH. THE EDGE OF THE CONTROL JOINTS SHALL BE GIVEN A ¼ IN. RADIUS.

3. #4 EPOXY COATED DOWEL BARS SHALL BE INSTALLED AT 24 IN. ON CENTER WHERE THE DRIVEWAY PAVEMENT ABUTS EXISTING SIDEWALK AND CURB. NO DOWEL BARS SHALL BE REQUIRED ALONG THE EXISTING DRIVEWAY PAVEMENT.

4. DRIVEWAY PAVEMENT SHALL MATCH THE EXISTING WIDTH.

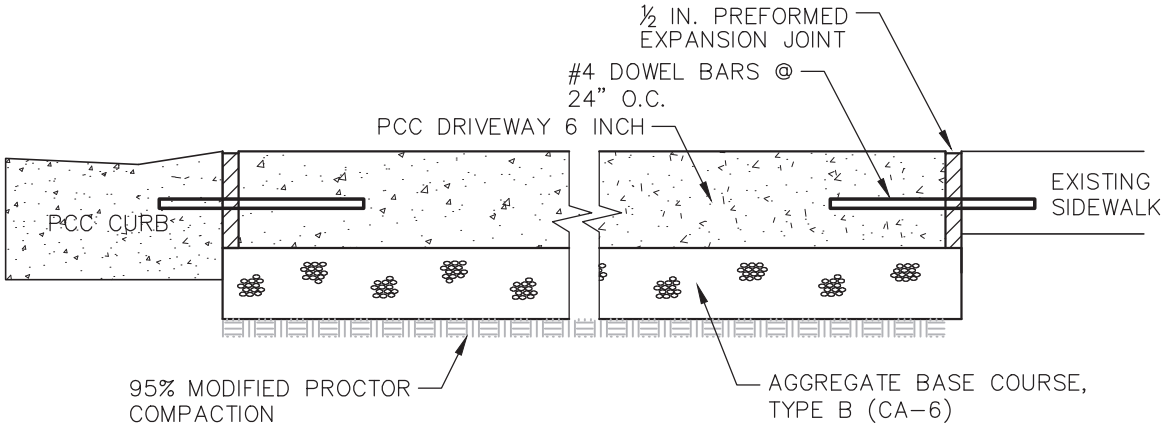

GHA GEWALT HAMILTON ASSOCIATES, INC.
625 Forest Edge Drive ▪ Vernon Hills, IL. 60061
TEL 847.478.9700 ▪ FAX 847.478.9701

DETAIL SHEET

PCC DRIVEWAY PAVEMENT DETAIL
2026 SIDEWALK IMPROVEMENTS PROJECT
VILLAGE OF BUFFALO GROVE, ILLINOIS

FILE: 4798.082_PR1.dwg	
DRAWN BY: LJD	GHA PROJECT # 4798.082
DATE: 12/8/2023	
CHECKED BY: LJD	SCALE: NTS

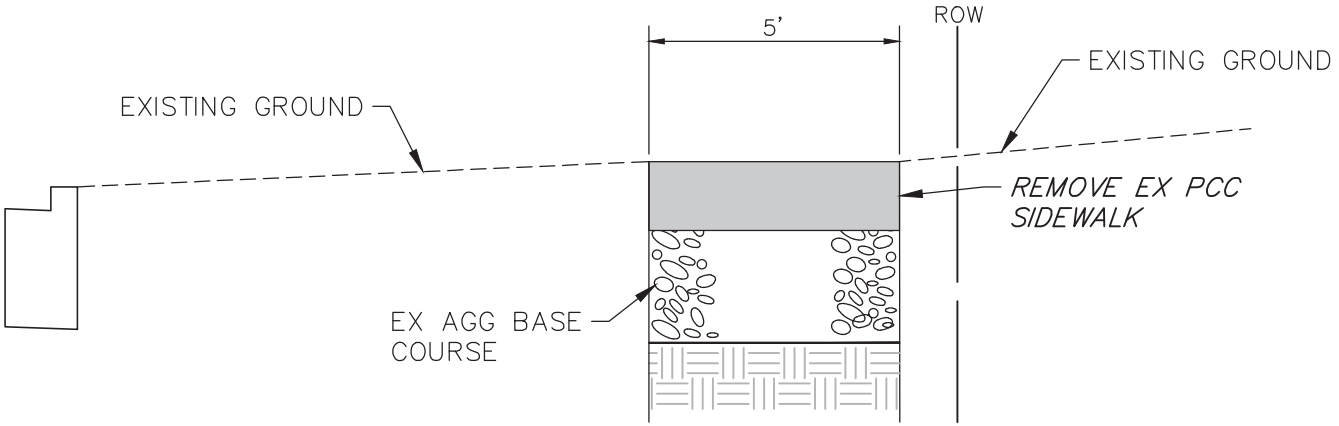

EXISTING SECTION

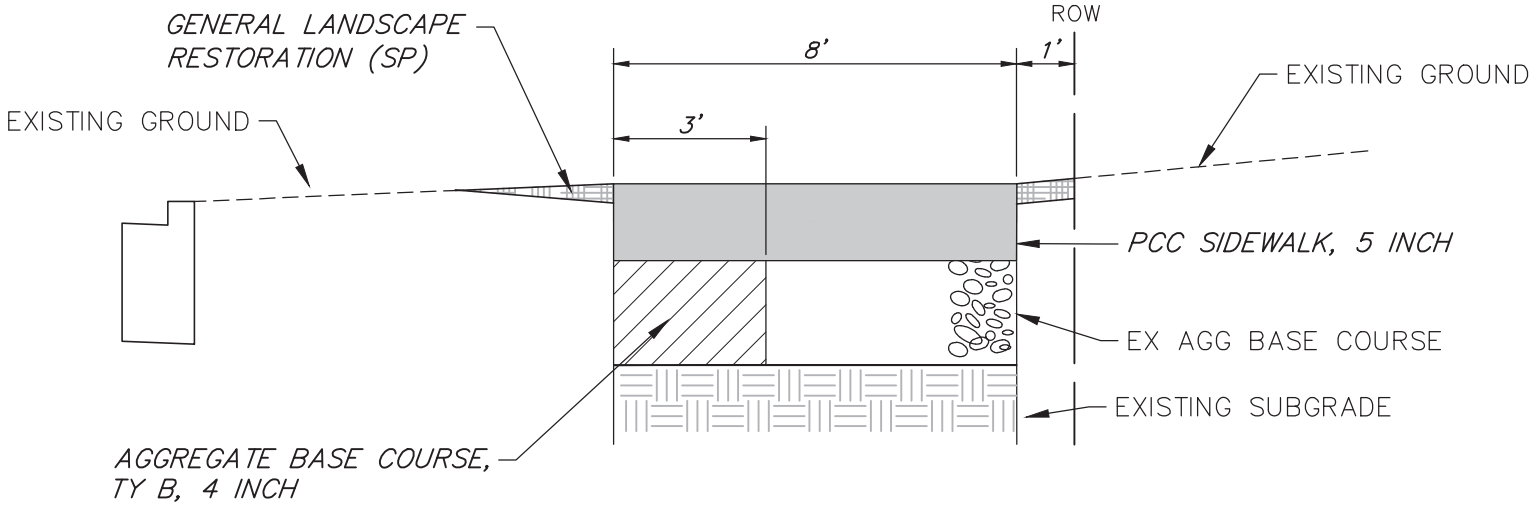

PROPOSED SECTION

GHA GEWALT HAMILTON ASSOCIATES, INC.
625 Forest Edge Drive ■ Vernon Hills, IL. 60061
TEL 847.478.9700 ■ FAX 847.478.9701

TYPICAL SECTION

ALTERNATE 02
2026 SIDEWALK IMPROVEMENTS PROJECT
VILLAGE OF BUFFALO GROVE, ILLINOIS

FILE: 4798.083_PR1.dwg		
DRAWN BY: LJD		GHA PROJECT #
DATE: 2/17/2025		4798.083
CHECKED BY:		SCALE: NTS

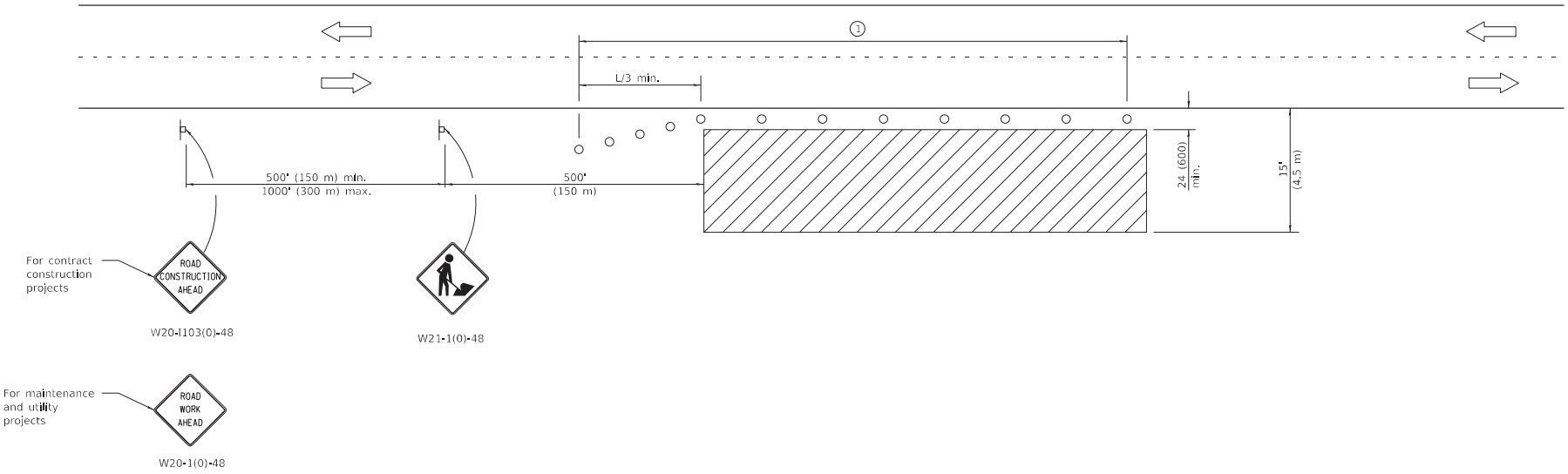

TYPICAL APPLICATIONS

Utility operations
Culvert extensions
Side slope changes
Guardrail installation and maintenance
Delineator installation
Landscaping operations
Shoulder repair
Sign installation and maintenance

SYMBOLS

Work area

Sign

Cone, drum or barricade

(1) When the work operation exceeds one hour, cones, drums or barricades shall be placed at 25' (8 m) centers for L/3 distance, and at 50' (15 m) centers through the remainder of the work area.

GENERAL NOTES

This Standard is used where any vehicles, equipment, workers or their activities will encroach in the area 15' (4.5 m) to 24 (600) from the edge of pavement.

Calculate L as follows:

SPEED LIMIT	FORMULAS English	(Metric)
40 mph (70 km/h) or less:	$L=\frac{WS^2}{60}$	$L=\frac{WS^2}{150}$
45 mph (80 km/h) or greater:	$L=(W)(S)$	$L=0.65(W)(S)$

W = Width of offset in feet (meters).

S = Normal posted speed mph (km/h).

All dimensions are in inches (millimeters) unless otherwise shown.

Illinois Department of Transportation

PASSED January 1, 2014
ENGINEER OF SAFETY ENGINEERING

APPROVED January 1, 2014
ENGINEER OF DESIGN AND ENVIRONMENT

ISSUED 1-1-97

DATE	REVISIONS
1-1-14	Revised workers sign
	number to agree with
	current MUTCD.
1-1-13	Omitted text 'WORKERS'
	sign.

OFF-RD OPERATIONS, 2L, 2W, 15' (4.5 m) TO 24" (600 mm) FROM PAVEMENT EDGE

STANDARD 701006-05

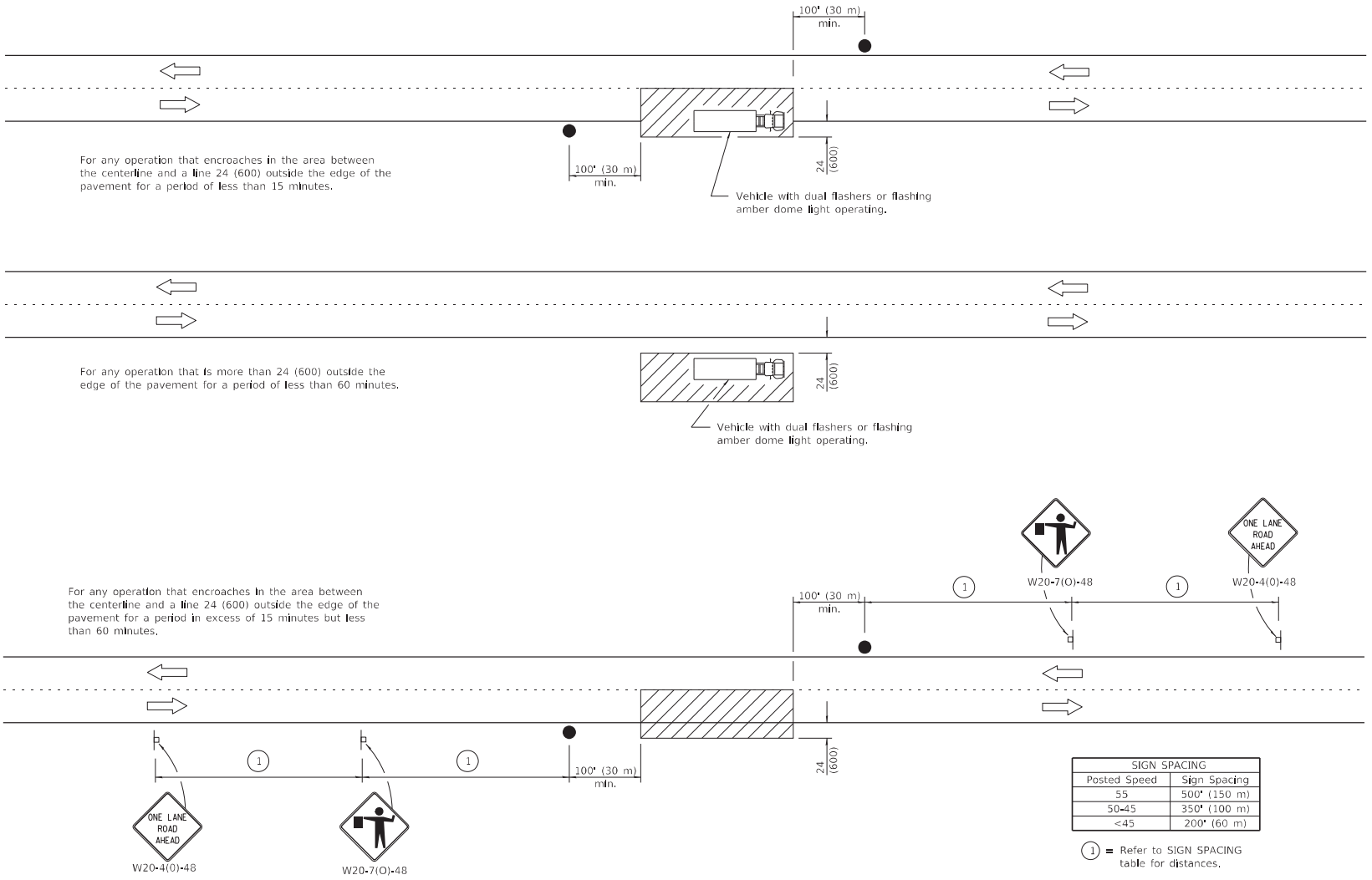

SIGN SPACING	
Posted Speed	Sign Spacing
55	500' (150 m)
50-45	350' (100 m)
<45	200' (60 m)

(1) = Refer to SIGN SPACING table for distances.

All dimensions are in inches (millimeters) unless otherwise shown.

TYPICAL APPLICATIONS

Marking patches
Field survey
String line
Utility operations
Cleaning up debris on pavement

SYMBOLS

Work area

Sign on portable or permanent support

Flagger with traffic control sign

Illinois Department of Transportation

PASSED January 1, 2011
ENGINEER OF SAFETY ENGINEERING

APPROVED January 1, 2011
ENGINEER OF DESIGN AND ENVIRONMENT

ISSUED 1-1-87

DATE	REVISIONS
1-1-11	Revised flagger sign.
1-1-09	Switched units to
	English (metric).

LANE CLOSURE, 2L, 2W, SHORT TIME OPERATIONS

STANDARD 701301-04

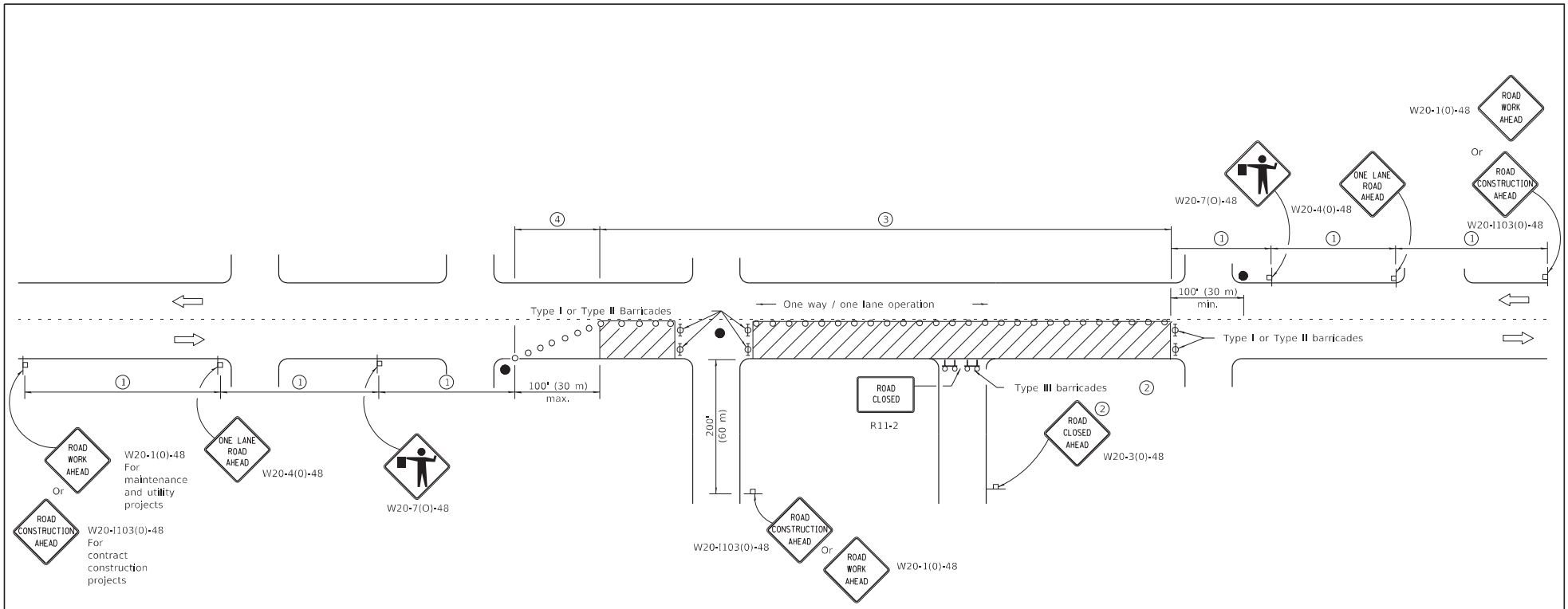

SIGN SPACING	
Posted Speed	Sign Spacing
55	500' (150 m)
50-45	350' (100 m)
<45	200' (60 m)

SYMBOLS

- Work area
- Cone, drum or barricade (not required for moving operations)
- Sign on portable or permanent support
- Flagger with traffic control sign
- Barricade or drum with flashing light
- Type III barricade with flashing lights

(1) Refer to SIGN SPACING TABLE for distances.

(2) For approved sideroad closures.

(3) Cones at 25' (8 m) centers for 250' (75 m). Additional cones may be placed at 50' (15 m) centers. When drums or Type I or Type II barricades are used, the interval between devices may be doubled.

(4) Cones, drums or barricades at 20' (6 m) centers.

GENERAL NOTES

This Standard is used where at any time, day or night, any vehicle, equipment, workers or their activities encroach on the pavement requiring the closure of one traffic lane in an urban area.

All dimensions are in inches (millimeters) unless otherwise shown.

Illinois Department of Transportation

PASSED January 1, 2011
ENGINEER OF SAFETY ENGINEERING

APPROVED January 1, 2011
ENGINEER OF DESIGN AND ENVIRONMENT

ISSUED 1-1-97

DATE	REVISIONS
1-1-11	Revised flagger sign.
1-1-09	Switched units to
	English (metric).
	Corrected sign No.'s.

URBAN LANE CLOSURE, 2L, 2W, UNDIVIDED

STANDARD 701501-06

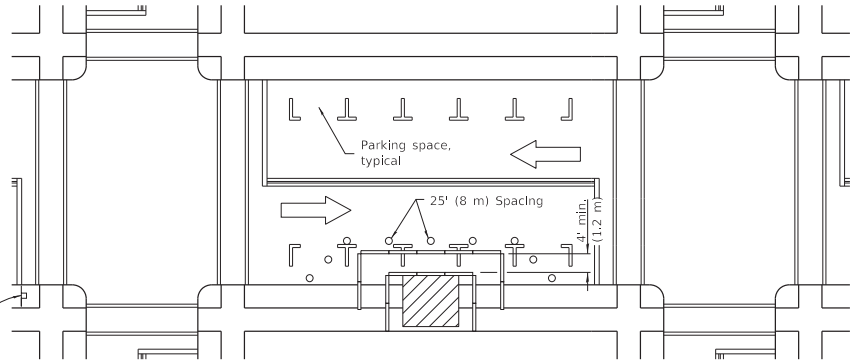

① ROAD CONSTRUCTION AHEAD — W20-I103(0)-48 for contract construction projects

Or

① ROAD WORK AHEAD — W20-1(0)-48 for maintenance and utility projects

SIDEWALK DIVERSION

① Omit whenever duplicated by road work traffic control.

SYMBOLS

- Work area
- Sign on portable or permanent support
- Barricade or drum
- Cone, drum or barricade
- Type III barricade
- Detectable pedestrian channelizing barricade

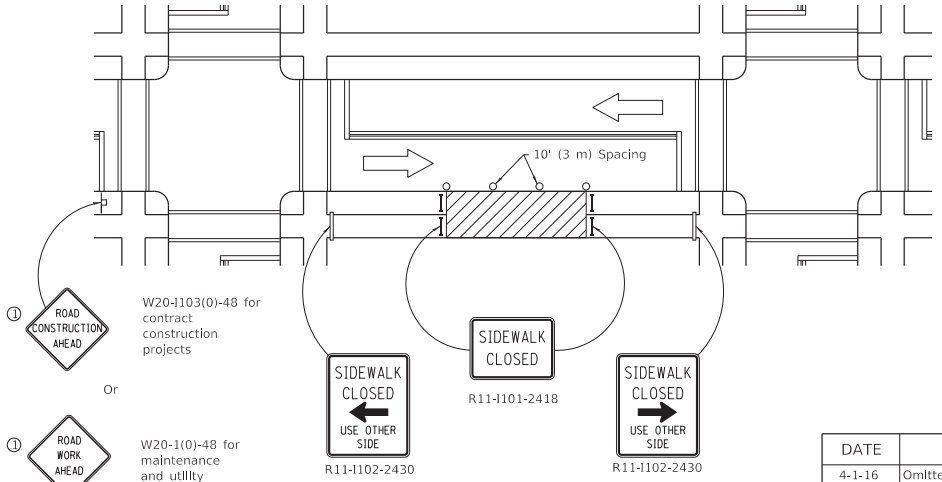

① ROAD CONSTRUCTION AHEAD — W20-I103(0)-48 for contract construction projects

Or

① ROAD WORK AHEAD — W20-1(0)-48 for maintenance and utility projects

SIDEWALK CLOSURE

GENERAL NOTES

This Standard is used where, at any time, pedestrian traffic must be rerouted due to work being performed.

This Standard must be used in conjunction with other Traffic Control & Protection Standards when roadway traffic is affected.

Temporary facilities shall be detectable and accessible.

The temporary pedestrian facilities shall be provided on the same side of the closed facilities whenever possible.

The SIDEWALK CLOSED / USE OTHER SIDE sign shall be placed at the nearest crosswalk or intersection to each end of the closure. Where the closure occurs at a corner, the signs shall be erected on the corners across the street from the closure. The SIDEWALK CLOSED signs shall be used at the ends of the actual closures.

Type III barricades and R11-2-4830 signs shall be positioned as shown in "ROAD CLOSED TO ALL TRAFFIC" detail on Standard 701901.

All dimensions are in inches (millimeters) unless otherwise shown.

Illinois Department of Transportation

PASSED April 1, 2016
ENGINEER OF SAFETY ENGINEERING

APPROVED April 1, 2016
ENGINEER OF DESIGN AND ENVIRONMENT

ISSUED 1-1-07

DATE	REVISIONS
4-1-16	Omitted orange safety fence
	from standard as this is
	covered in the std. spec.
1-1-12	Added SIDEWALK DIVERSION.
	Modified appearance of
	plan views. Renamed Std.

SIDEWALK, CORNER OR CROSSWALK CLOSURE

(Sheet 1 of 2)

STANDARD 701801-06

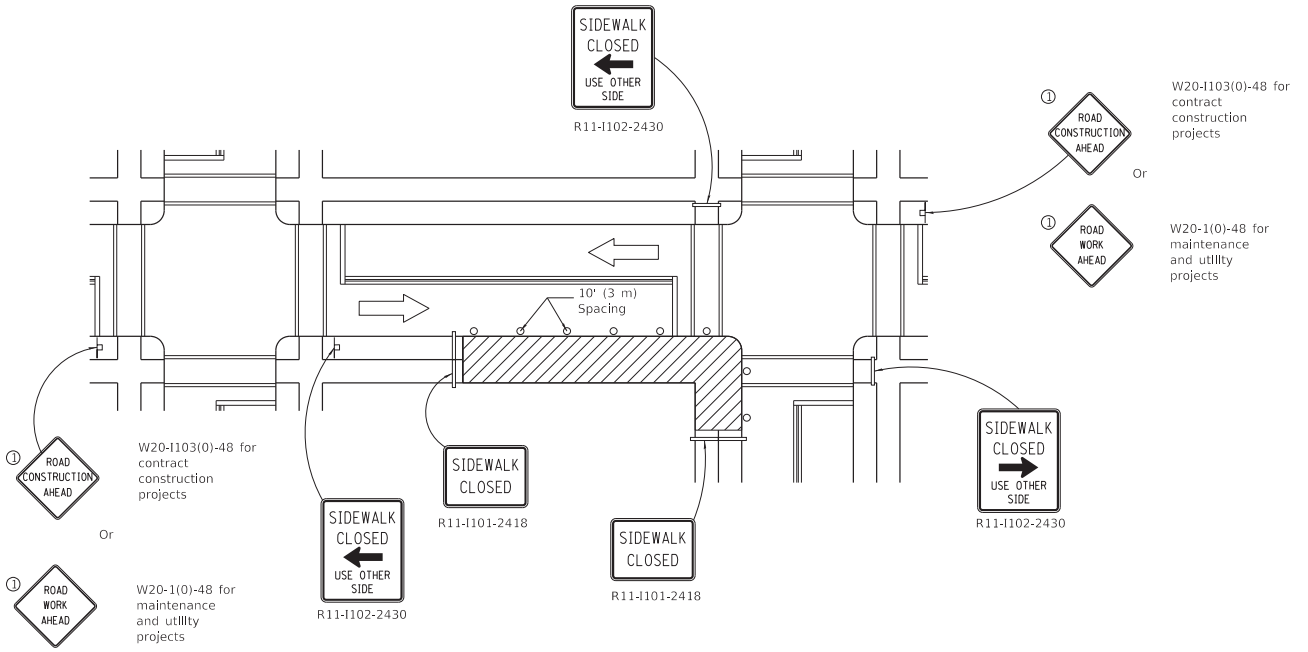

CORNER CLOSURE

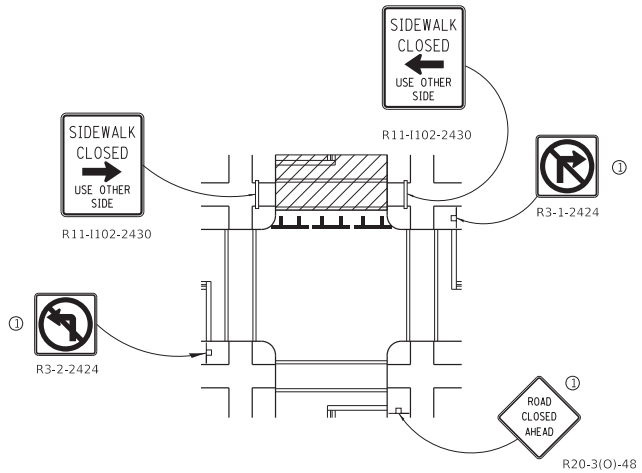

CROSSWALK CLOSURE

Illinois Department of Transportation

PASSED April 1, 2016
ENGINEER OF SAFETY ENGINEERING

APPROVED April 1, 2016
ENGINEER OF DESIGN AND ENVIRONMENT

ISSUED 1-1-07

SIDEWALK, CORNER OR CROSSWALK CLOSURE

(Sheet 2 of 2)

STANDARD 701801-06

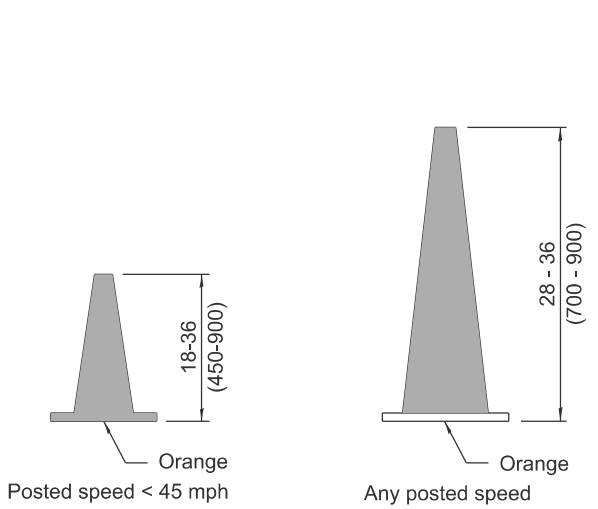

DAYTIME USE

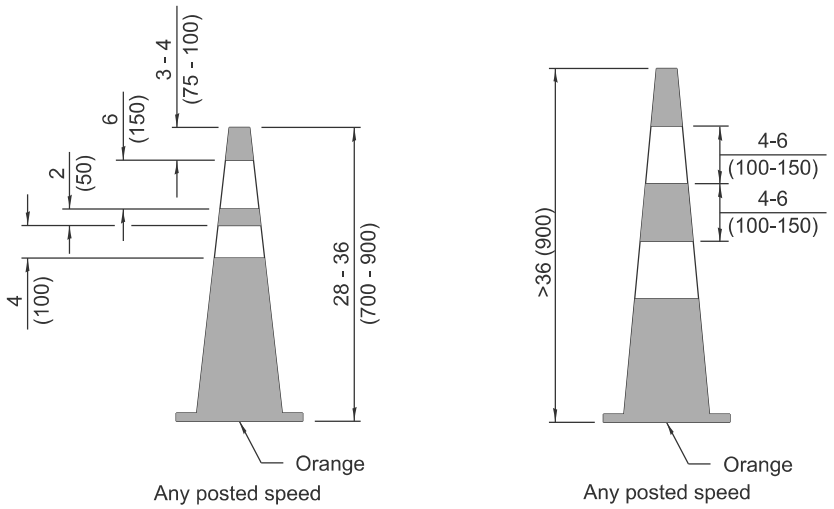

DAY OR NIGHTTIME USE

CONES

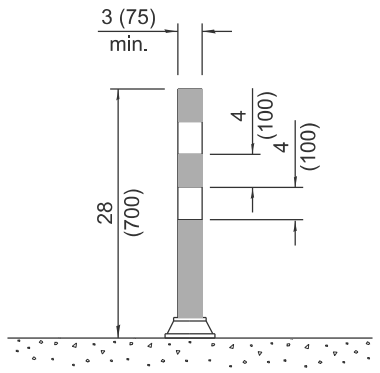

TUBULAR MARKER

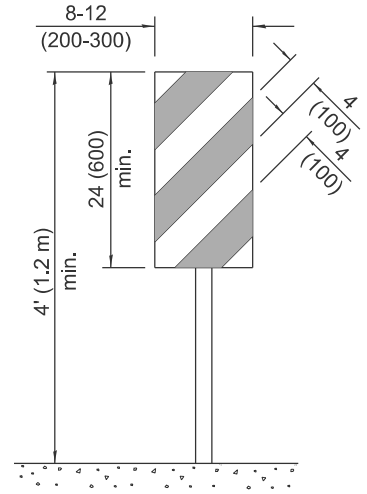

VERTICAL PANEL
POST MOUNTED

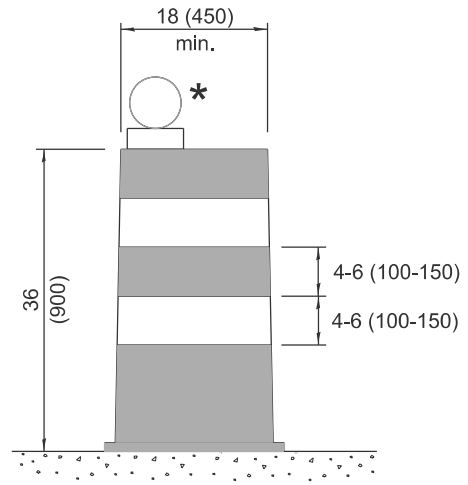

DRUM

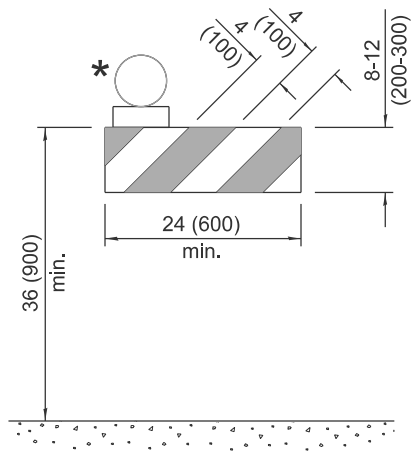

TYPE I BARRICADE

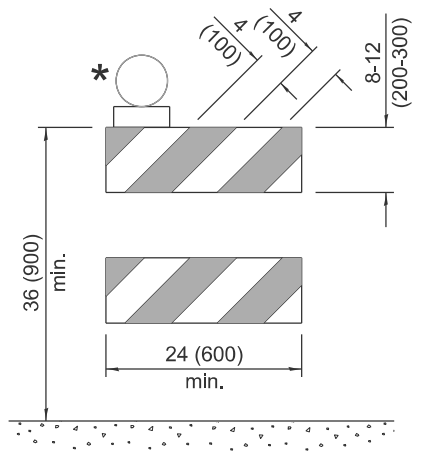

TYPE II BARRICADE

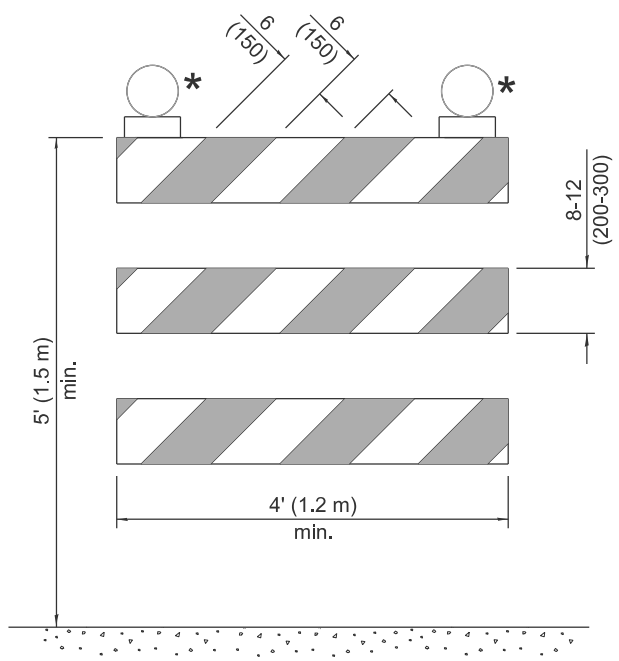

TYPE III BARRICADE

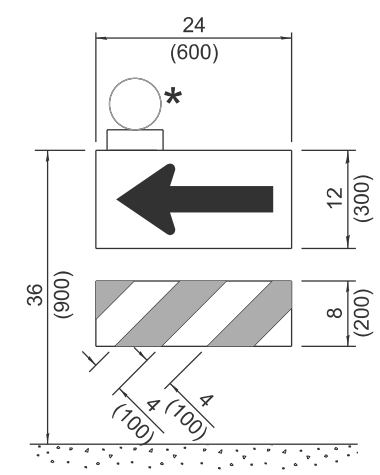

DIRECTION INDICATOR BARRICADE

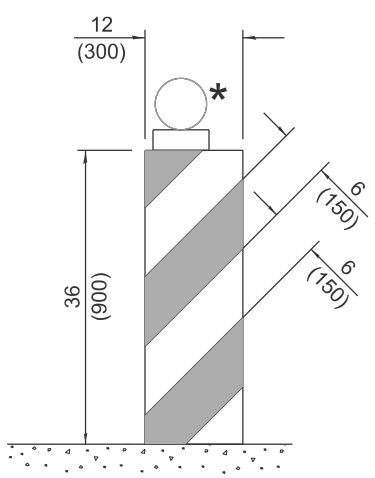

VERTICAL BARRICADE

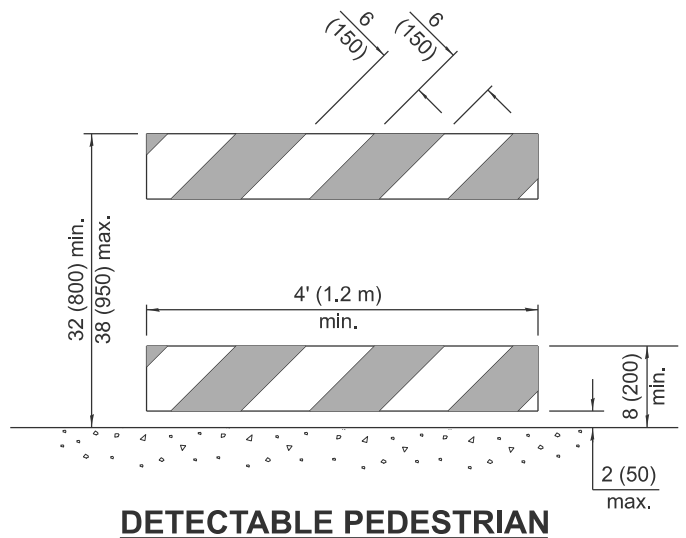

DETECTABLE PEDESTRIAN CHANNELIZING BARRICADE

* Warning lights (if required)

GENERAL NOTES

All heights shown shall be measured above the pavement surface.

All dimensions are in inches (millimeters) unless otherwise shown.

Illinois Department of Transportation

APPROVED January 1, 2026
ENGINEER OF SAFETY PROG. AND ENGINEERING

APPROVED January 1, 2026
ENGINEER OF DESIGN AND ENVIRONMENT

ISSUED 1-1-13

DATE	REVISIONS
1-1-26	Updated Detectable Pedestrian
	Channelizing Barricade (sht. 1) &
	Temporary Rumble Strips
	details (sht. 3)
1-1-25	Updated Temporary Rumble
	Strip Detail (sht. 3).

TRAFFIC CONTROL DEVICES

(Sheet 1 of 3)

STANDARD 701901-11

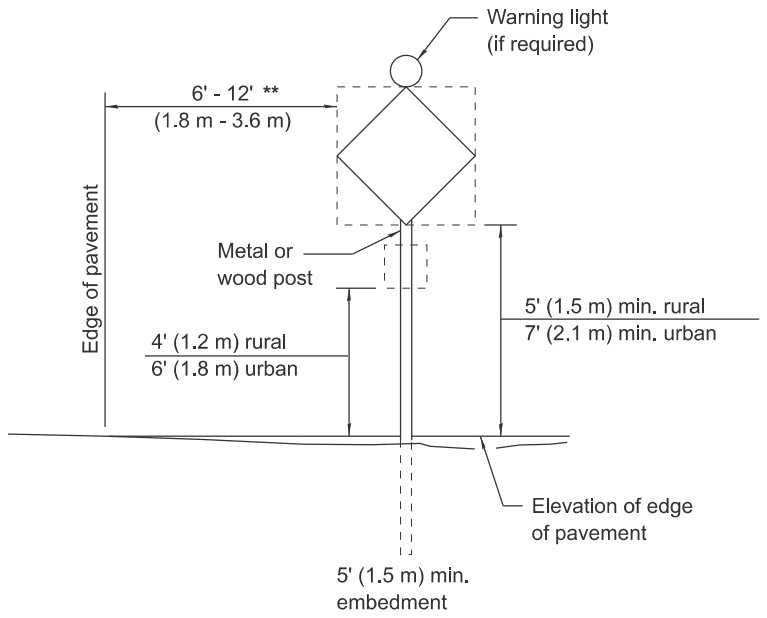

POST MOUNTED SIGNS

** When curb or paved shoulder are present this dimension shall be 24 (600) to the face of curb or 6' (1.8 m) to the outside edge of the paved shoulder.

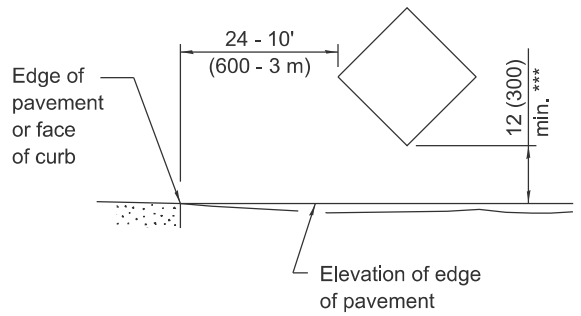

SIGNS ON TEMPORARY SUPPORTS

*** When work operations exceed four days, this dimension shall be 5' (1.5 m) min. If located behind other devices, the height shall be sufficient to be seen completely above the devices.

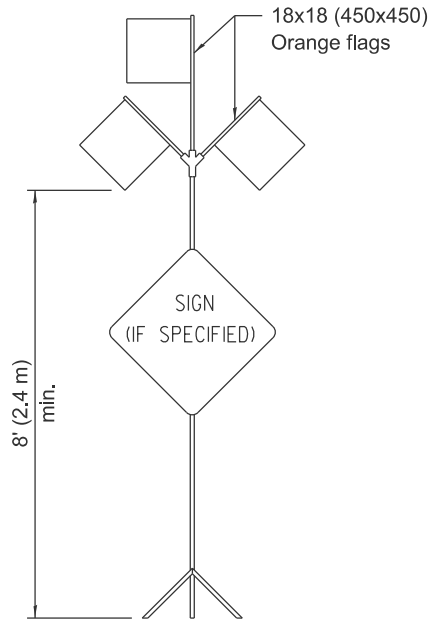

HIGH LEVEL WARNING DEVICE



G20-I104(0)-6036



G20-I105(0)-6024

This signing is required for all projects 2 miles (3200 m) or more in length.

ROAD CONSTRUCTION NEXT X MILES sign shall be placed 500' (150 m) in advance of project limits.

END CONSTRUCTION sign shall be erected at the end of the job unless another job is within 2 miles (3200 m).

Dual sign displays shall be utilized on multi-lane highways.

WORK LIMIT SIGNING



W21-III5(0)-3618

R2-1-3648

R10-I108p-3618 ****



R2-I106p-3618

Sign assembly as shown on Standards or as allowed by District Operations.

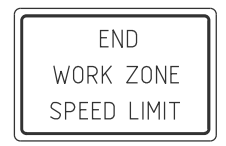

G20-I103-6036

This sign shall be used when the above sign assembly is used.

HIGHWAY CONSTRUCTION SPEED ZONE SIGNS

**** R10-I108p shall only be used along roadways under the juristiction of the State.

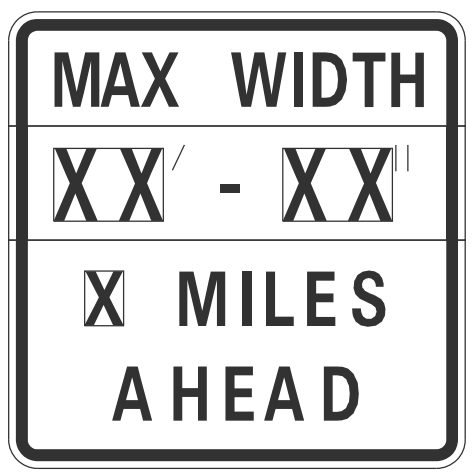

W12-I103-4848

WIDTH RESTRICTION SIGN

XX'-XX" width and X miles are variable.

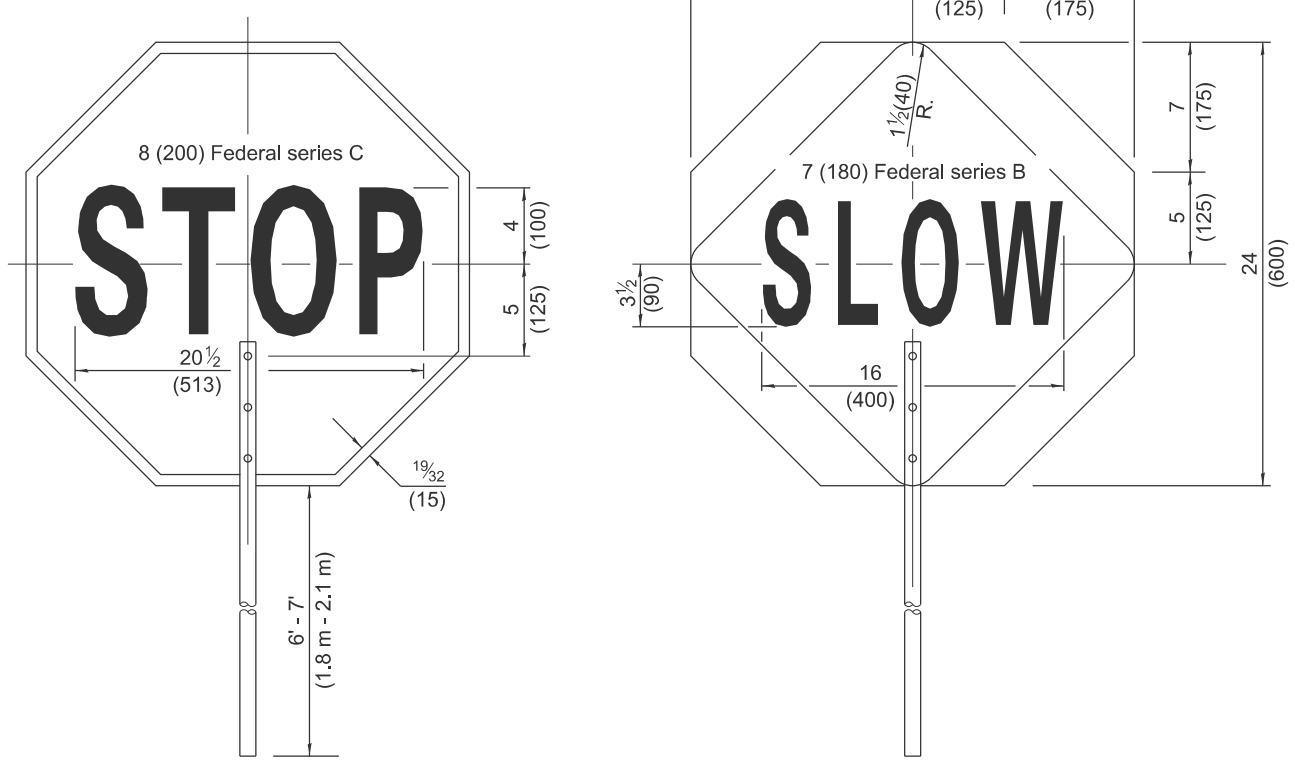

FLAGGER TRAFFIC CONTROL SIGN

Illinois Department of Transportation

APPROVED January 1, 2026
ENGINEER OF SAFETY PROG. AND ENGINEERING

APPROVED January 1, 2026
ENGINEER OF DESIGN AND ENVIRONMENT

ISSUED 1-1-13

TRAFFIC CONTROL DEVICES

(Sheet 2 of 3)

STANDARD 701901-11

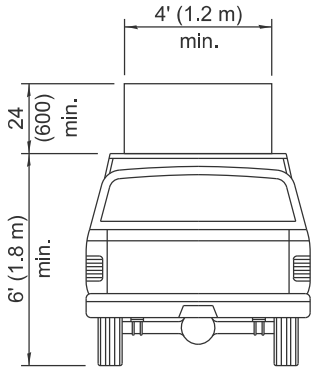

TYPE A ROOF MOUNTED

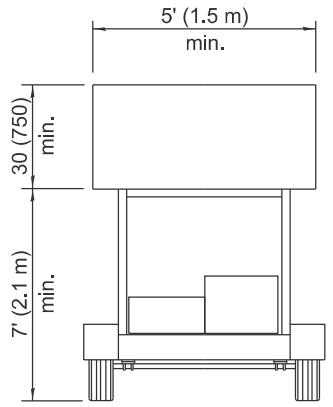

TYPE B ROOF OR TRAILER MOUNTED

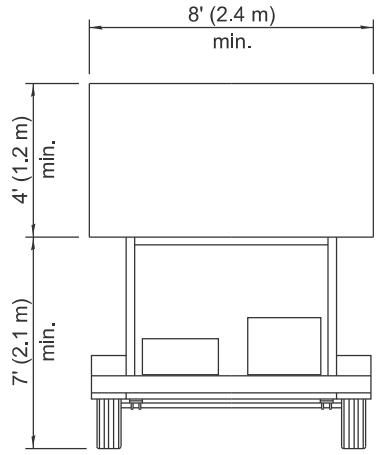

TYPE C TRAILER MOUNTED

ARROW BOARDS

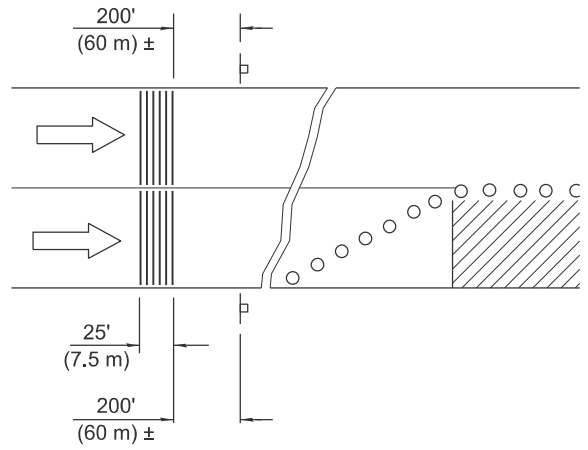

MULTI-LANE HIGHWAYS

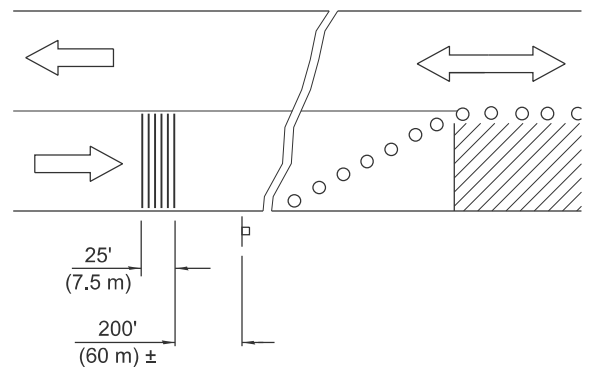

TWO-LANE HIGHWAYS

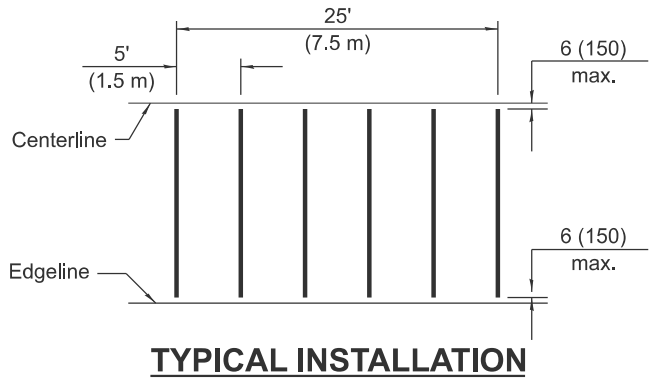

TYPICAL INSTALLATION

TEMPORARY RUMBLE STRIPS

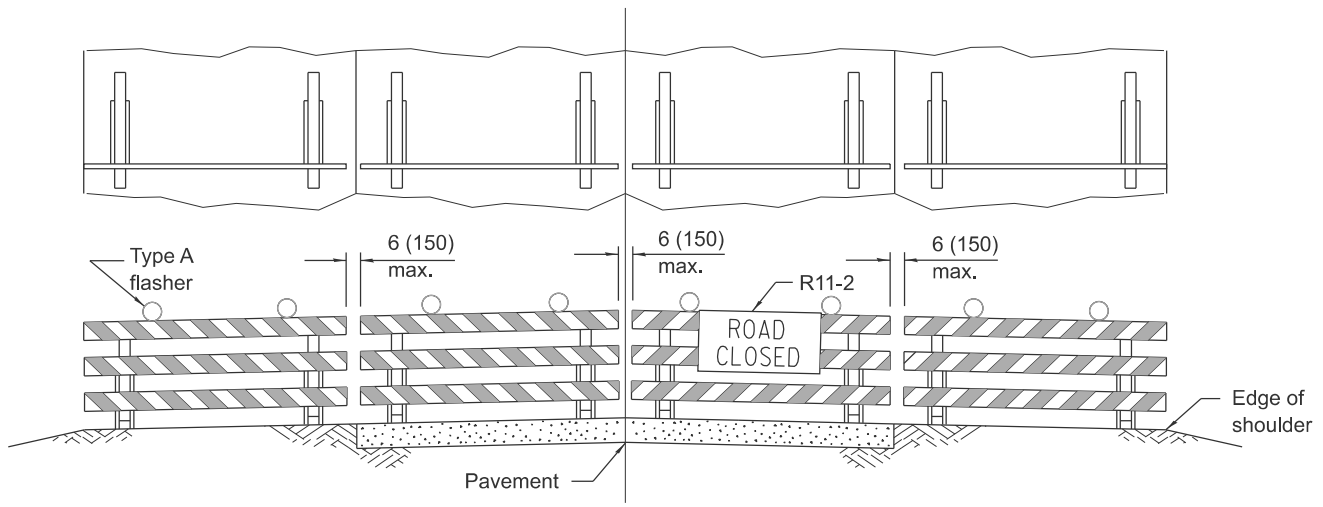

ROAD CLOSED TO ALL TRAFFIC

Reflectorized striping may be omitted on the back side of the barricades.

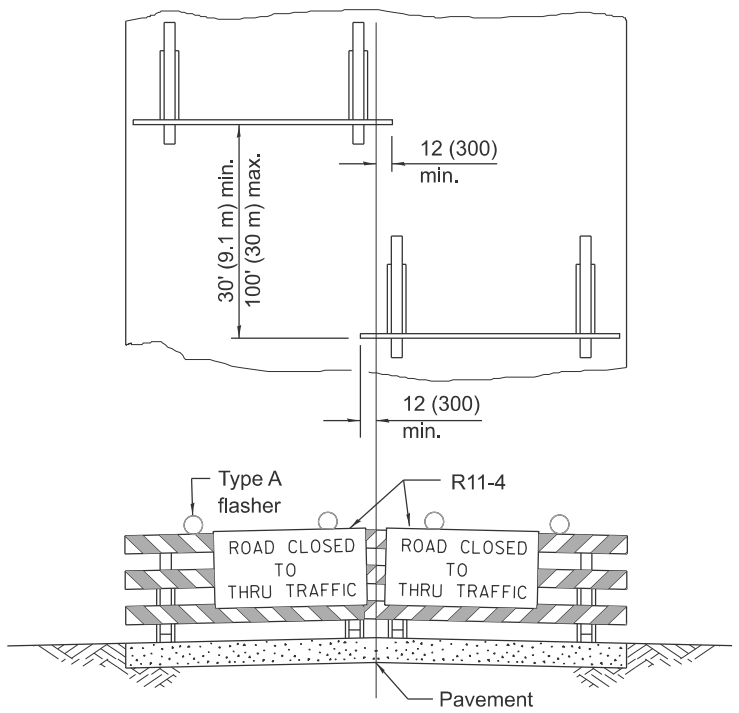

ROAD CLOSED TO THRU TRAFFIC

Reflectorized striping shall appear on both sides of the barricades.

TYPICAL APPLICATIONS OF TYPE III BARRICADES CLOSING A ROAD

If a Type III barricade with an attached sign panel which meets NCHRP 350 or MASH is not available, the sign may be mounted on an NCHRP 350 or MASH temporary sign support directly in front of the barricade.

Illinois Department of Transportation

APPROVED January 1, 2026
ENGINEER OF SAFETY PROG. AND ENGINEERING

APPROVED January 1, 2026
ENGINEER OF DESIGN AND ENVIRONMENT

ISSUED 1-1-13

TRAFFIC CONTROL DEVICES

(Sheet 3 of 3)

STANDARD 701901-11

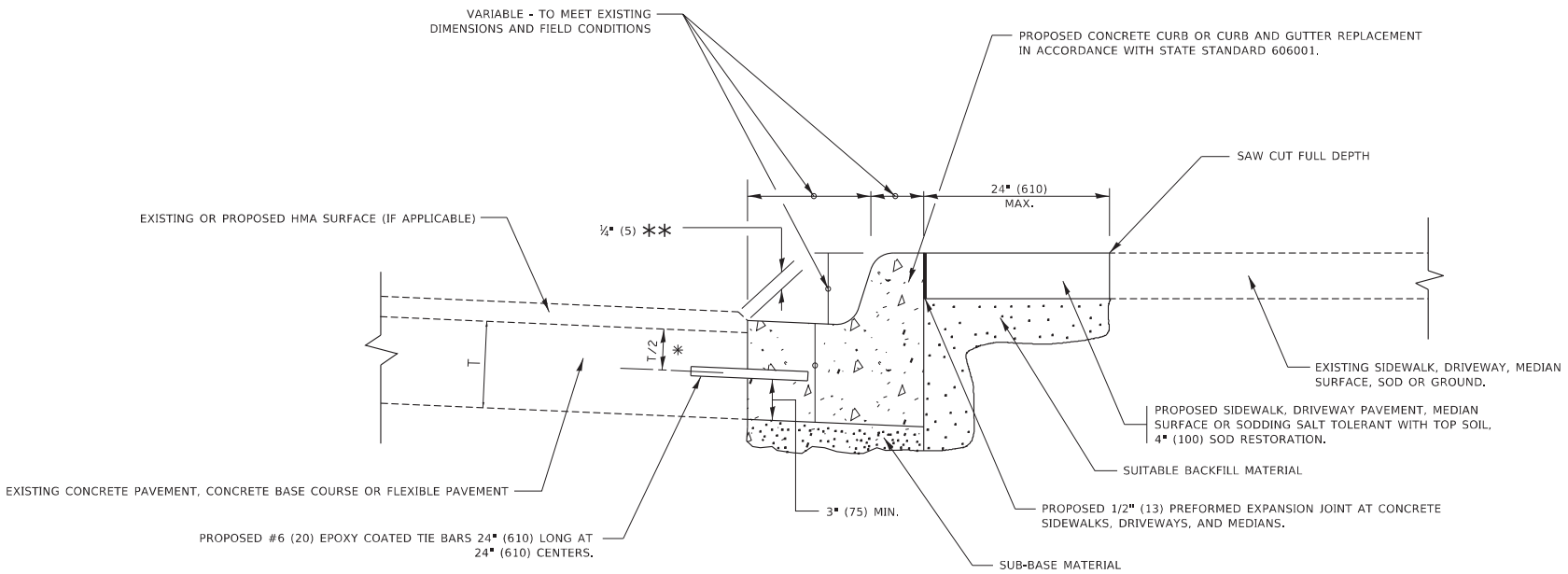

* 3" (75) MINIMUM FROM TOP AND BOTTOM OF THE CONCRETE PAVEMENT OR BASE COURSE.

** IF THE FINAL SURFACE OF THE PAVEMENT IS CONCRETE, THE GUTTER IS TO BE FLUSH WITH THE PAVEMENT.

CURB OR CURB AND GUTTER REMOVAL AND REPLACEMENT

ALL DIMENSIONS ARE IN INCHES (MILLIMETERS) UNLESS OTHERWISE SHOWN.

USER NAME = footem1	DESIGNED - A. HOUSEH	REVISED - A. ABBAS 03-21-97	STATE OF ILLINOIS DEPARTMENT OF TRANSPORTATION
	DRAWN -	REVISED - M. GOMEZ 01-22-01	
PLOT SCALE = 50.0000 ' / in.	CHECKED -	REVISED - R. BORO 12-15-09	
PLOT DATE = 7/11/2019	DATE - 03-11-94	REVISED - K. SMITH 07-11-19	

CURB OR CURB AND GUTTER REMOVAL AND REPLACEMENT				
SCALE: NONE	SHEET 1 OF 1 SHEETS	STA.	TO STA.	

F.A. RTE.	SECTION	COUNTY	TOTAL SHEETS	SHEET NO.
	BD600-06 (BD-24)	CONTRACT NO.		
	ILLINOIS FED. AID PROJECT			

MICRO: Default
FILE NAME: c:\projects\projects\...\Documents\IDOT Digital Toolbox\2023-34\CAD\Drawings\Attachments\bd24.dgn

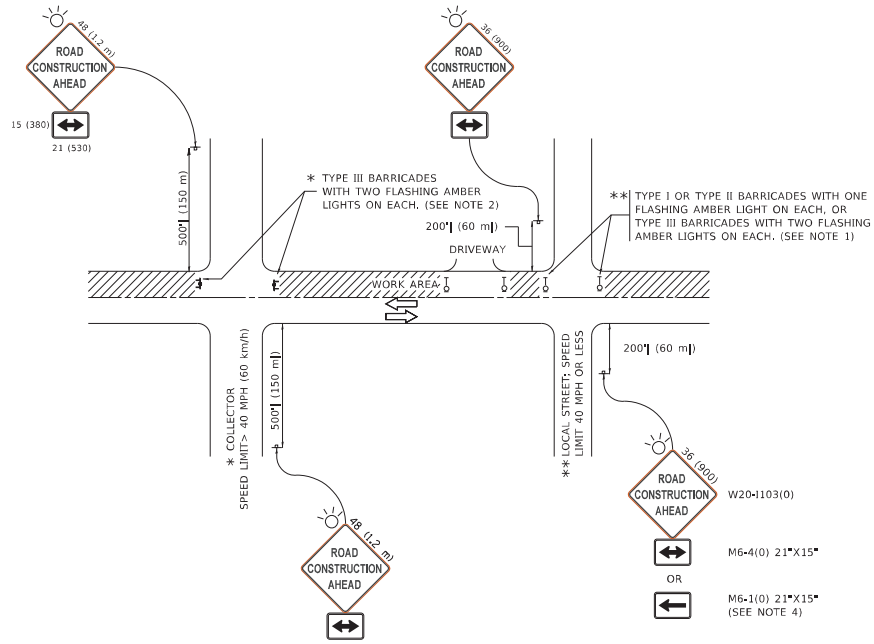

NOTES:

1. SIDE ROAD WITH A SPEED LIMIT OF 40 MPH (60 km/h) OR LESS AS SHOWN ON THE DRAWING AND AS DIRECTED BY THE ENGINEER:
   a) ONE "ROAD CONSTRUCTION AHEAD" SIGN 36 x 36 (900x900) WITH A FLASHER MOUNTED ON IT APPROXIMATELY 200' (60 m) IN ADVANCE OF THE MAIN ROUTE.
   b) THE CLOSED PORTION OF THE MAIN ROUTE SHALL BE PROTECTED BY BLOCKING WITH TYPE I, TYPE II OR TYPE III BARRICADES, 1/3 OF THE CROSS SECTION OF THE CLOSED PORTION.
2. SIDE ROAD WITH A SPEED LIMIT GREATER THAN 40 MPH (60 km/h) AS SHOWN ON THE DRAWING AND AS DIRECTED BY THE ENGINEER:
   a) ONE "ROAD CONSTRUCTION AHEAD" SIGN 48 x 48 (1.2 m x 1.2 m) WITH A FLASHER MOUNTED ON IT APPROXIMATELY 500' (150 m) IN ADVANCE OF THE MAIN ROUTE.
   b) THE CLOSED PORTION OF THE MAIN ROUTE SHALL BE PROTECTED BY BLOCKING WITH TYPE III BARRICADES, 1/2 OF THE CROSS SECTION OF THE CLOSED PORTION.
3. CONES MAY BE SUBSTITUTED FOR BARRICADES OR DRUMS AT HALF THE SPACING DURING DAY OPERATIONS. CONES SHALL BE A MINIMUM OF 28 (710) IN HEIGHT.
4. WHEN THE SIDE ROAD LIES BETWEEN THE BEGINNING OF THE MAINLINE SIGNING AND THE WORK ZONE, A SINGLE HEADED ARROW (M6-1) SHALL BE USED IN LIEU OF THE DOUBLE HEADED ARROW (M6-4).
5. WHEN WORK IS BEING PERFORMED ON A SIDE ROAD OR DRIVEWAY, FOLLOW THE APPLICABLE STANDARD(S). THE DIRECTIONAL ARROW (M6-1 OR M6-4) SHALL BE COVERED OR REMOVED WHEN NO LONGER CONSISTENT WITH THE TRAFFIC CONTROL SET-UP.
6. ADVANCE WARNING SIGNS ARE TO BE OMITTED ON DRIVEWAYS UNLESS OTHERWISE SPECIFIED IN THE PLANS OR BY THE ENGINEER.
7. THE TRAFFIC CONTROL AND PROTECTION FOR SIDE ROADS, INTERSECTIONS, AND DRIVEWAYS SHALL BE INCLUDED IN THE COST OF SPECIFIED TRAFFIC CONTROL STANDARDS OR ITEMS.

All dimensions are in inches (millimeters) unless otherwise shown.

USER NAME = footen1	DESIGNED - L.H.A.	REVISED - A. HOUSEH 10-15-96
	DRAWN -	REVISED - T. RAMMACHER 01-06-00
PLOT SCALE = 50.0000 ' / in.	CHECKED -	REVISED - A. SCHUETZE 07-01-13
PLOT DATE = 3/4/2019	DATE - 06-89	REVISED - A. SCHUETZE 09-15-16

STATE OF ILLINOIS
DEPARTMENT OF TRANSPORTATION

TRAFFIC CONTROL AND PROTECTION FOR SIDE ROADS, INTERSECTIONS, AND DRIVEWAYS

SCALE: NONE | SHEET 1 OF 1 SHEETS | STA. | TO STA.

F.A. RTE.	SECTION	COUNTY	TOTAL SHEETS	SHEET NO.
	TC-10	CONTRACT NO.		
	ILLINOIS FED. AID PROJECT			

MICRO: Default
FILE NAME: c:\projects\d1\d1d1\dgn\TC-10.dgn

AGENDA ITEM SUMMARY

BUFFALO GROVE VILLAGE BOARD

Regular Meeting: March 16, 2026

AGENDA ITEM 9.d. O-2026-39
Ordinance Authorizing a Contract with Corrective Asphalt Materials for the 2026 Pavement Rejuvenation Project

Contacts

Liaison: Trustee Weidenfeld
Staff: Briget Schwab

Staff Recommendation

Staff recommends approval.

Recommended Motion

I move to approve an Ordinance authorizing the execution a Contract with Corrective Asphalt Materials for the 2026 Pavement Rejuvenation Project.

Summary

Recommendation

Staff recommends that the Village Board authorize the Village Manager to purchase Reclamite material and labor from Corrective Asphalt Materials, LLC (CAM) through the Municipal Partnering Initiative (MPI), in a not to exceed amount of $228,993.00 in accordance with the Illinois Governmental Joint Purchasing Act (30 ILCS 525/0.01 et seq.), pending review and approval of the contract by the Village Attorney. Due to the size and scope of the project, staff recommends a contingency fund be created and controlled by the Village in the amount of $20,818.00 (10.0% of the project cost). Public Works staff will consult with the Village Manager prior to exceeding the original scope of work cost of $208,175.00. This project is funded by General Funds.

Background

In 2024, the Village of Winnetka led the three-year contract pavement rejuvenation bid for the Municipal Partnering Initiative (MPI). Bids were advertised and publicly opened by the Village of Winnetka on behalf of the MPI on February 28, 2024. CAM was the only qualifying bid received by the MPI. The applicable bid rate for Reclamite in 2026 is $1.24 per square yard.

Reclamite is a maltene-based asphalt preservation treatment that extends pavement life by replenishing essential oils lost during production and oxidation. It is most effective when applied early in the pavement's life cycle, typically on surfaces less than seven years old and in good condition, offers a higher return on investment while being less disruptive to residents.

This year's project focuses on a variety of streets in the Village that have been installed since 2019, which were resurfaced as part of the Infrastructure Modernization Program. By preserving the roadway's that the Village has invested into recently, we can lengthen the timeframe that these facilities will last allowing community funds to be allocated to other projects over the long-term life of the facilities, creating a more sustainable Village infrastructure system.

All work associated with this project is expected to be completed by November 1, 2026.

Strategic Alignment

Guiding Principle

Principle 3: Plan and Invest in the Future

Goal

Goal 1: Maintained effective village government: fiscally responsible and providing outstanding, responsive services

File Attachments

1. DRAFT Ordinance - 2026 Pavement Rejuvenation Project
2. 2026 Pavement Rejuvenation Contract

ORDINANCE 2026-xxx

AN ORDINANCE AUTHORIZING THE PURCHASE OF RECLAMITE AND LABOR FOR THE 2026 PAVEMENT REJUVENATION PROJECT

WHEREAS the Village of Buffalo Grove is a home rule unit pursuant to the Illinois Constitution of 1970; and

WHEREAS, the Village is a member of the Municipal Partnering Initiative and

WHEREAS the Village may make purchases in accordance with Illinois Governmental Joint Purchasing Act (30 ILCS 525/0.01 et seq.)

WHEREAS, the Municipal Partnering Initiative engaged in a competitive procurement process to obtain the best value for money.

NOW THEREFORE BE IT ORDAINED by the President and Board of Trustees of the Village of Buffalo Grove, Cook and Lake Counties, Illinois, as follows:

SECTION 1. The foregoing recitals are hereby adopted and incorporated and made a part of this Ordinance as if fully set forth herein.

SECTION 2. The Village Manager is authorized to purchase material and labor from Corrective Asphalt Materials, LLC (CAM) for the 2026 Pavement Rejuvenation Project at a price not to exceed $228,993.00 pending attorney review.

SECTION 3. If any section, paragraph, clause or provision of this Ordinance shall be held invalid, the invalidity thereof shall not affect any other provision of this Ordinance.

SECTION 4. This Ordinance shall be in full force and effect from and after its passage and approval and shall not be codified.

AYES: _____
NAYES: _____
ABSENT: _____
PASSED: _____, 2026
APPROVED: _____, 2026
PUBLISHED: _____, 2026

ATTEST: APPROVED:

_____ _____

Janet M. Sirabian, Village Clerk Eric N. Smith, Village President

DRAFT

Corrective Asphalt Materials

Mailing Address:
300 Daniel Boone Trail
South Roxana, IL 62087
Phone: 618-254-3855
Fax: 618-254-2200
Locations:
300 Daniel Boone Trail, South Roxana, IL 62087
43W630 Wheeler Road, Sugar Grove, IL 60554

February 27, 2026

Adam Dow
Village of Buffalo Grove
Public Works
1650 Leider Ln., Buffalo Grove, IL. 60089
Office: (847)-734-8079
Email: amdow@vbg.org

Corrective Asphalt Materials, LLC thanks you for the opportunity to bid the Village of Buffalo Grove pavement preservation program. Please accept the following as our formal proposal to apply Reclamite Maltene Based Rejuvenating Agent to selected asphalt pavement.

- **Apply Reclamite to approximately 167,883 SY of selected asphalt pavement in accordance with Option 1 of The Village of Winnetka MPI Joint Bid #024-006 for Pavement Rejuvenation.**
- **CAM's responsibilities:**
  - **Furnish and apply Reclamite**
  - **Furnish and apply all limestone screenings**
  - **All traffic control related to project**
  - **Resident Notification**
  - **No Parking signs as needed**
  - **Post application street sweeping**
  - **Handle any complaints or issues that may arise from application**
- **Unit Price: $1.24 / SY** **Total Price $208,174.92**

Mike Sumrall, Operations Manager will be contacting you to schedule the project.
Info: mike@cammidwest.com, Cell: 630-465-4142

Billing Information (please fill out upon acceptance)

Name: _____ Address: _____

Phone Number: _____ _____

Again, thank you for the opportunity. We look forward to providing our professional services.

Sincerely,

Rachel Lang
Business Development
Corrective Asphalt Materials, LLC

Mike Sumrall
Operations Manager
Corrective Asphalt Materials, LLC

APPROVED BY:

_____ _____
Signature Date

Corrective Asphalt Materials

Mailing Address:
300 Daniel Boone Trail
South Roxana, IL 62087
Phone: 618-254-3855
Fax: 618-254-2200
Locations:
300 Daniel Boone Trail, South Roxana, IL 62087
43W630 Wheeler Road, Sugar Grove, IL 60554

March 04, 2024

RE: MPI Joint Bid: Pavement Rejuvenation Contract
RFB # 024-006
02/08/2024

Greetings,

Corrective Asphalt Materials (CAM) would like to inform you that Winnetka, IL had the bid opening Wednesday, February 28, 2024 for the Pavement Rejuvenation Contract. CAM was the sole bidder received for this multi-year contract. Attached to this email is a copy of the bid submittal and bid bond. These two documents should be enough to allow individual municipalities the opportunity to submit request for quotes or provide individual contracts for the application of Reclamite and CRF.

CAM would like to invite you to forward individual request for quotes/contract agreements to:

Mike@cammidwest.com

Below gives an outline of the pricing by project size and scope of work for 2024-2026.

Option 1: Reclamite Turn Key Application - Contractor handles all responsibilities below:

1. Furnish and apply **Reclamite**
2. Furnish and apply lime screenings
3. All Traffic control and signs related to project
4. Handle any complaints or issues that may arise from application
5. Resident notification
6. Pre-street sweeping, if field conditions require
7. Post street sweeping/material disposal

Amount (Square Yards)	Price/SY Year 1	Price/SY Year 2	Price/SY Year 3
Less than or equal to 14,999 SY	$1.34	$1.39	$1.45
15,000 SY – 29,999 SY	$1.26	$1.31	$1.36
30,000 SY – 99,999 SY	$1.20	$1.25	$1.30
Greater than or equal to 100,000 SY	$1.14	$1.19	$1.24

Option 2: Reclamite CONTRACTOR Handles items 1,2,3,4 & Agency handles items 5,6,7

Amount (Square Yards)	Price/SY Year 1	Price/SY Year 2	Price/SY Year 3
Less than or equal to 14,999 SY	$1.24	$1.29	$1.34
15,000 SY – 29,999 SY	$1.18	$1.23	$1.28
30,000 SY – 99,999 SY	$1.14	$1.19	$1.23
Greater than or equal to 100,000 SY	$1.08	$1.12	$1.17

Option 3: CRF Turn Key Application - Contractor handles all responsibilities below:

1. Furnish and apply **CRF**
2. Furnish and apply lime screenings
3. All Traffic control and signs related to project
4. Handle any complaints or issues that may arise from application
5. Resident notification
6. Pre-street sweeping, if field conditions require
7. Post street sweeping/material disposal

Amount (Square Yards)	Price/SY Year 1	Price/SY Year 2	Price/SY Year 3
Less than or equal to 14,999 SY	$1.82	$1.89	$1.97
15,000 SY – 29,999 SY	$1.70	$1.77	$1.84
30,000 SY – 99,999 SY	$1.64	$1.71	$1.77
Greater than or equal to 100,000 SY	$1.59	$1.65	$1.72

Option 2: CRF CONTRACTOR Handles items 1,2,3,4 & Agency handles items 5,6,7

Amount (Square Yards)	Price/SY Year 1	Price/SY Year 2	Price/SY Year 3
Less than or equal to 14,999 SY	$1.66	$1.73	$1.80
15,000 SY – 29,999 SY	$1.56	$1.62	$1.69
30,000 SY – 99,999 SY	$1.52	$1.58	$1.64
Greater than or equal to 100,000 SY	$1.47	$1.53	$1.59

Please feel free to call or email with any questions.

We look forward to working with you this season,

Mike Sumrall
Operations Manager
Mike@cammidwest.com
(630)-465-4142

Rachel Lang
Business Development
Rachel@cammidwest.com

Village of Winnetka, Illinois

510 Green Bay Road
Winnetka, IL 60093

Phone: (847) 501-6000 Fax: (847) 446-1139
General Email: tsloth@winnetka.org

REQUEST FOR BIDS:	#024-006	**BID ISSUE DATE:** 2/08/2024	
BID DESCRIPTION:	MPI JOINT BID: PAVEMENT REJUVENATION CONTRACT		
BID OPENING DATE:	2/28/2024	**BID OPENING TIME:** 10:00AM	
SUBMIT 1 ORIGINAL BID PACKAGE PLUS 2 COPIES			

BID RESPONSES MUST BE RECEIVED AND TIME STAMPED NO LATER THAN THE PUBLIC BID OPENING DATE AND TIME (LOCAL TIME) SPECIFIED ABOVE. BIDS WILL BE OPENED AND READ ALOUD AT THAT TIME AT THE LOCATION INDICATED ON PAGE 2. LATE BIDS WILL NOT BE CONSIDERED.

TO ALL PROSPECTIVE BIDDERS:

You are hereby requested to submit your bid for the item(s) or service(s) to be furnished and delivered, shipped F.O.B. delivered, to the address specified herein.

The original bid package and the required number of copies must be received in a sealed envelope that has your name and address in the upper left corner and the bid number on the lower left corner.

All bids are subject to staff analysis. The Village of Winnetka reserves the right to accept or reject any and all bids received and waive any and all technicalities.

Bids must be delivered and time stamped, prior to the public bid opening date and time to:	**VILLAGE OF WINNETKA FINANCE DEPARTMENT** **510 GREEN BAY ROAD** **WINNETKA, ILLINOIS 60093**

Any communication regarding this request between the date of issue and date of award is required to go through the Bid Coordinator or the Buyer listed below (or, in the Buyers absence, the Assistant Finance Director).

Unauthorized contact with other Village of Winnetka staff or officers is strictly forbidden.

BUYER:	Tim Sloth	PHONE:	(847)716-3513
EMAIL:	tsloth@winnetka.org		

FULL NAME OF BIDDER	Corrective Asphalt Materials, LLC
BID CONTACT PERSON	Mike Sumrall
TELEPHONE NUMBER	618-254-3855 / Direct 630-465-4142

FACSIMILE AND/OR E-MAIL TRANSMITTED BIDS WILL NOT BE ACCEPTED

PLEASE NOTE: Our bid documents have changed; please review carefully.

PROJECT INFORMATION

PROJECT NAME:	MPI JOINT BID: PAVEMENT REJUVENATION CONTRACT
USER DEPARTMENT:	PUBLIC WORKS

EVENT:	LOCATION:	DATE:	TIME:
Mandatory Pre-Bid Meeting	NONE	N/A	N/A
Deadline for Specification Inquiries	MUST BE SUBMITTED IN WRITING TO: TSLOTH@WINNETKA.ORG	2/22/2024	11:00am
Bidder's Response Due and Public Opening	WINNETKA VILLAGE HALL ATTN: DIRECTOR OF FINANCE 510 GREEN BAY ROAD WINNETKA, IL 60093	2/28/2024	10:00AM

Written questions regarding the substance of the bid or scope of services must be submitted via e-mail to tsloth@winnetka.org no later than the Pre-Bid Specification Inquiry Deadline indicated above.

VILLAGE OF WINNETKA
REQUEST FOR BIDS
MPI JOINT BID: PAVEMENT REJUVENATION CONTRACT

BID PACKAGE

1. Invitation for Bidder's Proposals
2. General Instructions to Bidders
3. Bidder's Proposal
4. Bidder's Sworn Acknowledgement
5. Bidder's Sworn Work History Statement

Attachment A: Specifications

VILLAGE OF WINNETKA
REQUEST FOR BIDS
MPI JOINT BID: PAVEMENT REJUVENATION CONTRACT

BID PACKAGE

INVITATION FOR BIDDER'S PROPOSALS

OWNER: Village of Winnetka
510 Green Bay Road
Winnetka, IL, 60093

1. Invitation to Bid

Owner invites sealed Bidder's Proposals for the Work described in detail in Attachment A and generally described as follows:

The Village of Winnetka, on behalf of the Municipal Partnering Initiative, is accepting bids relating to the application of pavement rejuvenation agents. This work shall consist of furnishing all labor, material and equipment necessary to perform all operations for the application of an Emulsified Maltene-Based Asphalt Rejuvenating Agent and CRF Maltene-Based Asphalt Restorative Seal to bituminous asphaltic concrete surface courses. The rejuvenation of surface courses shall be by spray application of a cationic Maltene-Based Rejuvenating Agent and Maltene-Based Restorative Seal composed of petroleum oils and resins emulsified with water. The base used for the emulsion shall be naphthenic. All work shall be pricing in accordance with this bid proposal. **Members of the MPI will enter into contracts individually with Contractors and member awards are not bound to one-another.**

The Work shall be performed at the following Work Sites:

To be determined in each member's Contract with the Contractor.

2. The Bid Package

The Bid Package consists of the following documents, all of which are by this reference made a part of this Invitation for Bidder's Proposals as though fully set forth herein:

A. Invitation for Bidder's Proposals;

B. General Instructions to Bidders;

C. Addenda, if any are issued during the bidding process;

D. Bidder's Proposal;

E. Bidder's Sworn Acknowledgement;

F. Bidder's Sworn Work History Statement;

G. Other information submitted by Bidder, if requested during the bidding process;

4. Inspection and Examination

Bid Documents may be obtained as follows:

1. On-line: This document is available over the Internet at www.DemandStar.com, as well as from the contact listed in this document. Adobe Acrobat Reader is required to view electronic documents on-line. If you do not have Adobe Acrobat Reader, you may download it for free from Adobe at www.adobe.com/products/acrobat/readstep.html.

   Businesses without Internet access may contact the Finance Director at (847)716-3513 or tsloth@winnetka.org for these documents.

   Companies interested in doing business with the Village of Winnetka are able to register and maintain their registration via the Internet at www.DemandStar.com. Registration is not required but if you choose to register you will receive automatic initial notification from DemandStar of relevant opportunities with the Village of Winnetka.

   The Village of Winnetka is not responsible for errors and omissions occurring in the transmission or downloading of any specifications from this website. In the event of any discrepancy between information on this website and the hard copy specifications, the terms of the hard copy specification will control.

   On-line Provider Disclaimer. DemandStar.com has no affiliation with the Village of Winnetka other than as a service that facilitates communication between the Village and its vendors. DemandStar.com is an independent entity and is not an agent or representative of the Village. Communications to DemandStar.com do not constitute communications to the Village.

Each prospective Bidder shall, before submitting its Bidder's Proposal, carefully examine the Bid Package. Each prospective Bidder shall inspect in detail the Work Sites and the surrounding area and shall familiarize itself with all local conditions, including subsurface, underground and other concealed conditions, affecting the Contract, the Work and the Work Site. The Bidder whose Bidder's Proposal is accepted will be responsible for all errors in its Bidder's Proposal including those resulting from its failure or neglect to make a thorough examination and investigation of the Bid Package and the conditions of the Work Site and the surrounding area.

The specifications may include the Illinois Department of Transportation's General Conditions of the Contract, "State of Illinois Standard Specifications for Road and Bridge Construction" (SSRB); "Standard Specifications for Water and Sewer Main Construction in Illinois" (SSWS); "Illinois Manual on Uniform Traffic Control Devices for Streets and Highways" (MUTCD). The specifications also may include Owners' Village Code and Building Code. References to any of these manuals, codes, and specifications means the latest editions effective on the date of the bid opening.

5. Pre-Bid Meeting

None.

6. Bid Opening

The owner will receive sealed Bidder's Proposals for the Work by ***10 o'clock, a.m., local time, February 28th, 2024, at the Village of Winnetka Finance Department, Village of Winnetka, 510 Green Bay Road, Winnetka, IL 60093***. Bid will be opened and read aloud on February 28, 2024, at 10:00 AM. Bidders or their agents are invited to be present.

7. Bid Security, Bonds and Insurance

A. Bid Security. Each Bidder's Proposal shall be accompanied by a security deposit of $25,000 in the form of (1) a Cashier's Check or Certified Check drawn on a solvent bank insured by the Federal Deposit Insurance Corporation and payable without condition to Owner or (2) a Bid Bond in a form satisfactory to Owner from a surety company licensed to do business in the State of Illinois with a general rating of A minus and a financial size category of Class X or better in Best's Insurance Guide.

B. Performance and Payment Bonds. The successful Bidder will be required to furnish a Performance Bond and a Labor and Material Payment Bond on award of each individual Contract, each in the penal sum of the full amount of the Contract Price, on forms provided by, or otherwise acceptable to, Owner, from a surety company meeting the requirements set forth above. Each Bidder's Proposal must be accompanied by a letter from such a surety company stating that it will execute Bonds on forms provided by, or otherwise acceptable to, Owner, on award of the Contract to Bidder.

C. Insurance. The successful Bidder will be required to furnish certificates and policies of insurance as required by Section 4.2 of the Contract on award of the Contract. Each Bidder's Proposal must be accompanied by a letter from Bidder's insurance carrier or its agent certifying that said insurer has read the requirements set forth in the Contract and will issue the required certificates and policies of insurance on award of the Contract to Bidder.

DATED: February 8, 2024

VILLAGE OF WINNETKA

By: Tim Sloth
Name

Finance Director
Title

VILLAGE OF WINNETKA
REQUEST FOR BIDS
MPI JOINT BID: PAVEMENT REJUVENATION CONTRACT

BID PACKAGE

TABLE OF CONTENTS

Section		Page
1.	Interpretation of Documents Included in Bid Package	1
2.	Calculation of Unit Price Proposals	2
3.	Prevailing Wages	2
4.	Taxes and Benefits	2
5.	Permits and Licenses	2
6.	Preparation of Bidder's Proposal	3
7.	Signature Requirements	3
8.	Bid Security	4
9.	Submission of Bidder's Proposals	5
10.	Withdrawal of Bidder's Proposals	5
11.	Qualification of Bidders	5
12.	Disqualification of Bidders	6
13.	Award of Contract	6
14.	Notice of Award; Effective Date of Award	7
15.	Finalization of Contract	7
16.	Failure to Execute	8
17.	Proprietary Information	8

VILLAGE OF WINNETKA
REQUEST FOR BIDS
MPI JOINT BID: PAVEMENT REJUVENATION CONTRACT

BID PACKAGE

GENERAL INSTRUCTIONS TO BIDDERS

1. Interpretation of Documents Included in Bid Package

A. Defined Terms. All terms capitalized in these General Instructions to Bidders and in the other documents included in the Bid Package are defined in the documents included in the Bid Package and shall have such defined meanings wherever used.

B. Implied Terms. If any personnel, equipment, materials, or supplies that are not directly or indirectly set forth in the Contract are nevertheless necessary to the proper provision, performance, and completion of the whole of the Work in accordance with the intent of the Contract, each prospective Bidder shall understand such personnel, equipment, materials, or supplies to be implied and shall provide for such personnel, equipment, materials, or supplies in its Bidder's Proposal as fully as if it were particularly described.

C. Information Provided by Owner. When information pertaining to subsurface, underground or other concealed conditions, soils analysis, borings, test pits, utility locations or conditions, buried structures, condition of existing structures, and other preliminary investigations is distributed with the Bid Package, or such information is otherwise made available to any prospective Bidder by Owner, such information is distributed or made available solely for the convenience of such prospective Bidder and is not part of the Bid Package. Owner assumes no responsibility whatever in respect to the sufficiency or accuracy of any such information, and there is no guaranty or warranty, either expressed or implied, that the conditions indicated are representative of those existing throughout the Work or the Work Site, or that the conditions indicated are representative of those existing at any particular location, or that unanticipated conditions may not be present.

D. Addenda. No interpretation of the documents included within the Bid Package will be made except by written addendum duly issued by Owner ("Addendum"). No interpretation not contained in an Addendum shall be valid or have any force or effect whatever, nor entitle any Bidder to assert any claim or demand against Owner on account thereof.

All Addenda issued prior to the opening of Bidder's Proposals shall become a part of the Bid Package. Each prospective Bidder shall be responsible for inquiring from time to time as to the availability of Addenda.

If any prospective Bidder is in doubt as to the true meaning of any part of the Bid Package, such prospective Bidder shall submit to Owner a written request for an interpretation thereof as far in advance of the scheduled opening of Bidder's Proposals as possible.

Owner shall use its best efforts to issue Addenda in response to all valid, appropriate, and timely inquiries, but accepts no responsibility for doing so. Inquiries not answered by Addenda shall be considered invalid, inappropriate, or untimely inquiries.

2. Calculation of Unit Price Proposals

On all items for which Bidder's Proposals are to be received on a unit price basis, the approximate quantities stated in the Schedule of Prices are Owner's estimate only for Owner's convenience in comparing Bidder's Proposals and shall not be relied on by Prospective Bidders. Each prospective Bidder shall, before submitting its Bidder's Proposal, make its own estimate of the quantities of Unit Price Items required to complete the Work.

3. Prevailing Wages

In accordance with the Prevailing Wage Act, 820 ILCS 130/0.01 et seq., not less than the prevailing rate of wages for similar work in the locality in which the Work is to be performed shall be paid to all laborers. Specific provisions relating to the Prevailing Wage Act, and required of the Contractor, are included in the Contract. If the Illinois Department of Labor revises the prevailing rate of hourly wages to be paid, the revised rate shall apply to the Contract.

4. Taxes and Benefits

Owner is exempt from state and local sales, use, and excise taxes. Bidder's Price Proposal shall not include any such taxes. A letter of exemption will be provided to the successful Bidder, if necessary. Owner will not reimburse, nor assist the successful Bidder in obtaining reimbursement for, any state or local sales, use or excise taxes paid by the successful Bidder.

Bidder's Price Proposal shall include all other applicable federal, state, and local taxes of every kind or nature applicable to the Work as well as all taxes, contributions, and premiums for unemployment insurance, old age or retirement benefits, pensions, annuities or other similar benefits.

5. Permits and Licenses

Except as otherwise expressly provided in the Contracts awarded by the various MPI agencies, Bidder's Price Proposal shall include the cost of obtaining all permits, licenses, and other approvals and authorizations required by law for performance of the Work. It shall be the sole responsibility of each prospective Bidder to determine the applicable permits, licenses, and other approvals and authorizations and no extra compensation shall be paid by Owner for the successful Bidder's failure to include these costs in its Bidder's Proposal.

6. Preparation of Bidder's Proposal

Bidder's Proposals to enter into the Contract for the Work shall be made only on the blank Bidder's Proposal form furnished by Owner and included in the Bid Package. The Bidder's

Proposal form included in the Bid Package shall be removed from the Bid Package prior to preparation for submission.

The Village typically provides an electronic spreadsheet for submitting schedules of prices. If the Village requests handwritten proposals, then entries on the those proposal form shall be entered or written legibly written in ink. In case of any conflict between words and numbers, words shall prevail. In case of any error in adding or multiplying individual items, the prices listed for individual items shall control over any incorrect total of such items. A Bidder's Proposal may be rejected if it does not contain a requested price for each and every item named in the Bidder's Proposal form or may be interpreted as bidding "no charge" to Owner for any item left blank.

Prospective Bidders are warned against making alterations of any kind to the Bidder's Proposal form or to any entry thereon. Bidder's Proposals that contain omissions, conditions, alterations, or additions not called for may be rejected or interpreted so as to be most favorable to Owner.

Each Bidder shall securely staple into its Bidder's Proposal a copy of each Addendum issued and shall include in the place provided therefor in the Bidder's Proposal form a listing of all such Addenda.

Each Bidder shall complete and securely staple into its Bidder's Proposal the Bidder's Sworn Acknowledgement and the Bidder's Sworn Work History Statement included in the Bid Package, and shall staple into its Bidder's Proposal the Bid Security and the surety and insurance commitment letters as specified in the Invitation for Bidder's Proposals.

Every Bidder submitting a Bidder's Proposal shall be conclusively deemed to have evidenced an intention to be bound thereby whether or not the requirements for signing Bidder's Proposals found in Section 7 of these General Instructions to Bidders are satisfied. However, any Bidder's Proposal that fails to comply with Section 7 of these General Instructions to Bidders may nevertheless be rejected.

Bidder's Proposals that are not submitted on the Bidder's Proposal form furnished by Owner or that are not prepared in accordance with these General Instructions to Bidders may be rejected. If a deficiently prepared Bidder's Proposal is not rejected, Owner may demand correction of any deficiency and award the Contract to Bidder on satisfactory compliance with these General Instructions to Bidders.

7. Signature Requirements

A. Bidder's Proposals. The following requirements shall be observed in the signing of each Bidder's Proposal:

(1) Corporations. Each Bidder's Proposal submitted by a corporation shall be signed by the President or other authorized officer of the corporation and shall also bear the attesting signature of the Secretary or Assistant Secretary of the corporation.

(2) Partnerships. Each Bidder's Proposal submitted by a partnership shall be signed by all of its general partners or by an attorney-in-fact.

(3) Individuals. Each Bidder's Proposal submitted by an individual shall be signed by such individual or by an attorney-in-fact.

(4) Joint Ventures. Each Bidder's Proposal submitted by a joint venture shall be signed by each signatory of the joint venture agreement by which such joint venture was formed in accordance with the applicable provisions of (1), (2), and (3) above or by an attorney-in-fact.

When requested by Owner, satisfactory evidence of the authority of the person or persons signing on behalf of Bidder shall be furnished.

B. Other Documents. The signature requirements set forth in Subsection 7A shall apply to all other documents in the Bid Package required to be executed by Bidder, Bidder's sureties and Bidder's insurance representatives as well as to the Contract, the Contractor's Certification, and all other required documentation related to the Contract.

8. Bid Security

A. Required Bid Security. Every Bidder's Proposal shall be accompanied by bid security in the form of a Cashier's Check, Certified Check or Bid Bond as specified in the Invitation for Bidder's Proposals ("*Bid Security*"), which Bid Security shall stand as a guaranty that (1) Bidder will submit all additional information requested by Owner; (2) if such Bidder's Proposal is accepted, Bidder will timely file the Bonds and the certificates and policies of insurance required by the Contract; and (3) if such Bidder's Proposal is accepted, Bidder will timely execute the Contract, the Contractor's Certification, and all other required documentation related to the Contract.

B. Return of Bid Security. Bid Security submitted in the form of Cashier's Checks or Certified Checks will be returned within five days after execution of the Contract by Owner. Bid Bonds will not be returned unless otherwise requested by Bidder.

C. Liquidated Damages. If a Bidder fails to timely submit all additional information requested by Owner, or if the successful Bidder fails to timely and properly submit all required Bonds, certificates and policies of insurance, or if the successful Bidder fails to timely and properly execute the Contract, the Contractor's Certification, and all other required documentation related to the Contract, it will be difficult and impracticable to ascertain and determine the amount of damage that Owner will sustain by reason of any such failure. For such reason, every Bidder shall, by submitting its Bidder's Proposal, be deemed to agree that Owner shall have the right, at its option in the event of any such default, to retain or recover as reasonably estimated liquidated damages, and not as a penalty, the entire amount of the Bid Security or ten percent of the Bidder's Price Proposal, whichever is greater, or to exercise any and all equitable remedies it may have against the defaulting Bidder.

9. Submission of Bidder's Proposal

One original and two copies of each Bidder's Proposal, properly signed, together with all other required documents, shall be enclosed in a sealed envelope or package and shall be addressed and delivered to the place, before the time, and in the manner designated in the Invitation for Bidder's Proposals. All Bidder's Proposals received after the time for the opening of bids specified in the Invitation for Bidder's Proposals will be returned unopened.

Each sealed envelope or package containing a Bidder's Proposal shall be identified as such and shall be marked with the title of the Contract and Bidder's full legal name. All Addenda will be considered part of each Bidder's Proposal whether attached or not.

10. Withdrawal of Bidder's Proposal

Any Bidder's Proposal may be withdrawn at any time prior to the opening of any Bidder's Proposal, provided that a request in writing, executed by Bidder in the manner specified in Section 7 of these General Instructions to Bidders, for the withdrawal of such Bidder's Proposal is filed with Owner prior to the opening of any Bidder's Proposal. The withdrawal of a Bidder's Proposal prior to opening of any Bidder's Proposal will not prejudice the right of Bidder to file a new Bidder's Proposal.

No Bidder's Proposal shall be withdrawn without the consent of Owner for a period of 60 days after the opening of any Bidder's Proposal. Any Bidder's Proposal may be withdrawn at any time following the expiration of said 60 day period, provided that a request in writing, executed by Bidder in the manner specified in Section 7 of these General Instructions to Bidders, for the withdrawal of such Bidder's Proposal is filed with Owner after said 60 day period. If no such request is filed, the date for acceptance of such Bidder's Proposal shall be deemed to be extended until such a request is filed or until Owner executes a Contract pursuant to the Invitation for Bidder's Proposals or until Owner affirmatively and in writing rejects such Bidder's Proposal.

11. Qualification of Bidders

A. Factors. Owner intends to award the Contract only to a Bidder that furnishes satisfactory evidence that it has the requisite experience, ability, capital, facilities, plant, organization and staffing to enable it to perform the Work successfully and promptly and to complete the Work for the Contract Price and within the Contract Time.

B. Additional Information. Owner reserves the right to require from any Bidder, prior to award of the Contract, a detailed statement regarding the business and technical organizations and plant of Bidder that is available for the Work. Information pertaining to financial resources, experience of personnel, contract defaults, litigation history, and pending construction projects may also be requested.

C. Final Determination. The final selection of the successful Bidder shall be made on the basis of the amount of the Bidder's Price Proposals, Owner's prior experience with the Bidders,

Owner's knowledge of the Bidders' performance on other relevant projects, any additional information submitted by Bidders to satisfy Owner that Bidders are adequately prepared to fulfill the Contract, and all other relevant facts or matters mentioned in the Bid Package or that Owner may legally consider in making its determination. **Members of the MPI will enter into contracts individually with Contractors and member awards are not bound to one-another.**

12. Disqualification of Bidders

A. More Than One Bidder's Proposal. No more than one Bidder's Proposal for the Work described in the Contract shall be considered from any single corporation, partnership, individual or joint venture, whether under the same or different names and whether or not in conjunction with any other corporation, partnership, individual or joint venture. Reasonable grounds for believing that any corporation, partnership, individual or joint venture is interested in more than one Bidder's Proposal for the Work may cause the rejection of all Bidder's Proposals in which such corporation, partnership, individual or joint venture is interested. Nothing contained in this Subsection 12A shall prohibit any single corporation, partnership, individual or joint venture, whether under the same or different names and whether or not in conjunction with any other corporation, partnership, individual or joint venture, from submitting a bid or quoting prices to more than one Bidder for equipment, materials and supplies or labor to be furnished as a subcontractor or supplier.

B. Collusion. If there are reasonable grounds for believing that collusion exists among any Bidders, all Bidder's Proposals of the participants in such collusion will not be considered.

C. Default. If a Bidder is or has been in default on a contract with Owner or in the payment of monies due Owner, its Bidder's Proposal will not be considered.

13. Award of Contract

A. Reservation of Rights. Owner reserves the right to accept the Bidder's Proposal that is, in its judgment, the best and most favorable to the interests of Owner and the public; to reject the low Price Proposal; to accept any item of any Bidder's Proposal; to reject any and all Bidder's Proposals; to accept and incorporate corrections, clarifications or modifications following the opening of the Bidder's Proposals when to do so would not, in Owner's opinion, prejudice the bidding process or create any improper advantage to any Bidder; and to waive irregularities and informalities in the bidding process or in any Bidder's Proposal submitted; provided, however, that the waiver of any prior defect or informality shall not be considered a waiver of any future or similar defects or informalities, and Bidders should not rely on, or anticipate, such waivers in submitting their Bidder's Proposals.

B. Firm Offers. All Bidder's Proposals are firm offers to enter into the Contract and no Bidder's Proposals shall be deemed rejected, notwithstanding acceptance of any other Bidder's Proposal, until the Contract has been executed by both Owner and the successful Bidder or until Owner affirmatively and in writing rejects such Bidder's Proposal.

C. Time of Award. It is expected that the award of the Contract, if it is awarded, will be made within 45 days following the opening of the Bidder's Proposals. Should administrative difficulties be encountered after the opening of the Bidder's Proposals, including the annulment of any award, that may delay an award or subsequent award beyond such 45 day period, Owner may accept any Bidder's Proposal for which the date for acceptance has been extended as provided in Section 10 of these General Instructions to Bidders in order to avoid the need for re-advertisement. No Bidder shall be under any obligation to extend the date for acceptance of its Bidder's Proposal. Failure of one or more of the Bidders or their sureties to extend the date for acceptance of its Bidder's Proposal shall not prejudice the right of Owner to accept any Bidder's Proposal for which the date for acceptance has been extended. **Members of the MPI will enter into contracts individually with Contractors and member awards are not bound to one-another.**

14. Notice of Award; Effective Date of Award

If the Contract is awarded by Owner, such award shall be effective when a Notice of Award in the form included in the Bid Package has been delivered to the successful Bidder ("Effective Date of Award"). Owner will prepare two copies of the Contract based on Bidder's Proposal and will submit them to the successful Bidder with the Notice of Award. **Members of the MPI will enter into contracts individually with Contractors and member awards are not bound to one-another.**

15. Finalization of Contract

A. Finalization Date. Unless otherwise stated in the Notice of Award, the successful Bidder shall satisfactorily complete all conditions precedent to signing the Contract before the 10th day after the Effective Date of Award or within such extended period as Owner may, in the exercise of its sole discretion, authorize in writing after issuance of the Notice of Award ("*Finalization Date*").

B. Conditions Precedent to Finalization. On or before the Finalization Date, the successful Bidder shall: (1) sign (see Section 7), date as of the Finalization Date, and submit to Owner both copies of the Contract, the Contractor's Certification, and all other required documentation related to the Contract on or before the Finalization Date; and (2) submit two executed copies of all required Bonds dated as of the Finalization Date and all certificates and policies of insurance.

Failure to timely execute or submit any of the aforesaid documents shall be grounds for the imposition of liquidated damages as more specifically set forth in Section 8 above. If the submitted documents or any of them fail to comply with these General Instructions to Bidders or the Contract or are not timely executed and submitted, Owner may, in its sole discretion, annul the award or allow the successful Bidder an opportunity to correct the deficiencies.

In no event will Owner execute the Contract until any and all such deficiencies have been cured or Owner has received adequate assurances, as determined by Owner, of complete and prompt performance.

C. Finalization. On the Finalization Date, and provided that all documents required to be submitted prior to or on the Finalization Date have been reviewed and determined by Owner to be in compliance with these General Instructions to Bidders and the Contract, or assurances of complete and prompt performance satisfactory to Owner have been received, Owner shall execute all copies of the Contract and tender one copy to the successful Bidder at the Finalization. The successful Bidder shall tender a copy to its surety company or companies.

16. Failure to Execute

A. Annulment of Award; Liquidated Damages. The failure or refusal of a successful Bidder to comply with the conditions precedent to finalization or to properly finalize and execute the Contract shall be just cause for the annulment of the award and the imposition of liquidated damages or the exercise of equitable remedies, both as more specifically set forth in Section 8 above.

B. Subsequent Awards. On annulment of an award, Owner may accept, and award a Contract based on, any other Bidder's Proposal as Owner, in its sole judgment, deems to be the best or may invite new Proposals or may abandon the bidding process or the Work.

17. Proprietary Information

Under the Illinois Freedom of Information Act, all records in the possession of the Village are presumed to be open to inspection or copying, unless a specific exception applies. 5 ILCS 140/1.2. One exemption is "[t]rade secrets and commercial or financial information obtained from a person or business where the trade secrets or commercial or financial information are furnished under a claim that they are proprietary, privileged or confidential, and that disclosure of the trade secrets or commercial or financial information would cause competitive harm to the person or business, and only insofar as the claim directly applies to the records requested." 5 ILCS 140/7(1)(g). The Village will assume that all information provided to us in a bid or proposal is open to inspection or copying by the public unless clearly marked with the appropriate exception that applies under the Freedom of Information Act. Additionally, if providing documents that you believe fall under an exception to the Freedom of Information Act, please submit both an unredacted copy along with a redacted copy which has all portions redacted that you deem to fall under a Freedom of Information Act exception. The Village FOIA Officer is the final authority on judging proposed document redactions.

VILLAGE OF WINNETKA
REQUEST FOR BIDS
MPI JOINT BID: PAVEMENT REJUVENATION CONTRACT
BID PACKAGE

BIDDER'S PROPOSAL

Full Name of Bidder Corrective Asphalt Materials, LLC ("Bidder")

Principal Office Address 300 Daniel Boone Trail, South Roxana, IL 62087

Local Office Address 43W630 Wheeler Road, Sugar Grove, IL 60554

Contact Person Mike Sumrall Telephone 618-254-3855 / direct 630-465-4142

TO: Village of Winnetka ("Owner")
510 Green Bay Road
Winnetka, IL 60093
Attention: Village Clerk

Bidder warrants and represents that Bidder has carefully examined the Work Site described below and its environs and has reviewed and understood all documents included, referred to, or mentioned in this bound set of documents, including Addenda Nos. _____, which are securely stapled to the end of this Bidder's Proposal [if none, write "NONE"] ("Bid Package").

Bidder acknowledges and agrees that all terms capitalized in this Bidder's Proposal shall have the meaning given to them in the documents included in the Bid Package.

1. Work Proposal

A. Contract and Work. If this Bidder's Proposal is accepted, Bidder proposes, and agrees, that Bidder will contract with Owner, in the form of the Contract included in the Bid Package: (1) to provide, perform and complete at the site or sites described in the Bid Package ("Work Site") and in the manner described and specified in the Bid Package all necessary work, labor, services, transportation, equipment, materials, apparatus, machinery, tools, fuels, gas, electric, water, waste disposal, information, data and other means and items for utility line clearance. (2) to procure and furnish all permits, licenses and other governmental approvals and authorizations necessary in connection therewith except as otherwise expressly provided in Attachment A to the Contract included in the Bid Package; (3) to procure and furnish all Bonds and all certificates and policies of insurance specified in the Bid Package; (4) to pay all applicable federal, state and local taxes; (5) to do all other things required of Contractor by the Contract; and (6) to provide, perform and complete all of the foregoing in a proper and workmanlike manner and

in full compliance with, and as required by or pursuant to, the Contract; all of which is herein referred to as the "Work."

B. Manner and Time of Performance. If this Bidder's Proposal is accepted, Bidder proposes, and agrees, that Bidder will perform the Work in the manner and time prescribed in the Bid Package and according to the requirements of Owner pursuant thereto.

C. General. If this Bidder's Proposal is accepted, Bidder proposes, and agrees, that Bidder will do all other things required of Bidder or Contractor, as the case may be, by the Bid Package.

2. Contract Price Proposal

If this Bidder's Proposal is accepted, Bidder will, except as otherwise provided in Section 2.1 of the Contract, take in full payment for all Work and other matters set forth under Section 1 above, including overhead and profit; taxes, contributions, and premiums; and compensation to all subcontractors and suppliers, the compensation set forth on the following "Schedule of Prices" ("Price Proposal"), which Schedule of Prices Bidder understands and agrees will be made a part of the Contract:

SCHEDULE OF PRICES

A. BASIS FOR DETERMINING PRICES

It is expressly understood and agreed that:

1. Owner is not subject to state or local sales, use and excise taxes and no such taxes are included in this Schedule of Prices;

2. All other applicable federal, state, and local taxes of every kind and nature applicable to the Work as well as all taxes, contributions, and premiums for unemployment insurance, old age or retirement benefits, pensions, annuities, or other similar benefits are included in this Schedule of Prices; and

3. All costs, royalties, and fees arising from the use on, or the incorporation into, the Work of patented equipment, materials, supplies, tools, appliances, devices, processes, or inventions are included in this Schedule of Prices.

All claim or right to claim any additional compensation by reason of the payment of any such tax, contribution, or premium or any such cost, royalty or fee is hereby waived and released.

Option 1: Reclamite Turn Key Application - Contractor handles all responsibilities below:

1. Furnish and apply **Reclamite**
2. Furnish and apply lime screenings
3. All Traffic control and signs related to project
4. Handle any complaints or issues that may arise from application
5. Resident notification
6. Pre-street sweeping, if field conditions require
7. Post street sweeping/material disposal

Amount (Square Yards)	Price/SY Year 1	Price/SY Year 2	Price/SY Year 3
Less than or equal to 14,999 SY	$1.34	$1.39	$1.45
15,000 SY – 29,999 SY	$1.26	$1.31	$1.36
30,000 SY – 99,999 SY	$1.20	$1.25	$1.30
Greater than or equal to 100,000 SY	$1.14	$1.19	$1.24

Option 2: Reclamite CONTRACTOR Handles items 1,2,3,4 & Agency handles items 5,6,7

Amount (Square Yards)	Price/SY Year 1	Price/SY Year 2	Price/SY Year 3
Less than or equal to 14,999 SY	$1.24	$1.29	$1.34
15,000 SY – 29,999 SY	$1.18	$1.23	$1.28
30,000 SY – 99,999 SY	$1.14	$1.19	$1.23
Greater than or equal to 100,000 SY	$1.08	$1.12	$1.17

Option 3: CRF Turn Key Application - Contractor handles all responsibilities below:

1. Furnish and apply **CRF**
2. Furnish and apply lime screenings
3. All Traffic control and signs related to project
4. Handle any complaints or issues that may arise from application
5. Resident notification
6. Pre-street sweeping, if field conditions require
7. Post street sweeping/material disposal

Amount (Square Yards)	Price/SY Year 1	Price/SY Year 2	Price/SY Year 3
Less than or equal to 14,999 SY	$1.82	$1.89	$1.97
15,000 SY – 29,999 SY	$1.70	$1.77	$1.84
30,000 SY – 99,999 SY	$1.64	$1.71	$1.77
Greater than or equal to 100,000 SY	$1.59	$1.65	$1.72

Option 2: CRF CONTRACTOR Handles items 1,2,3,4 & Agency handles items 5,6,7

Amount (Square Yards)	Price/SY Year 1	Price/SY Year 2	Price/SY Year 3
Less than or equal to 14,999 SY	$1.66	$1.73	$1.80
15,000 SY – 29,999 SY	$1.56	$1.62	$1.69
30,000 SY – 99,999 SY	$1.52	$1.58	$1.64
Greater than or equal to 100,000 SY	$1.47	$1.53	$1.59

3. Contract Time Proposal

If this Bidder's Proposal is accepted, Bidder will commence the Work not later than the "Commencement Date" set forth in each member's Contract.

4. Firm Proposal

All prices and other terms stated in this Bidder's Proposal are firm and shall not be subject to withdrawal, escalation, or change for a period of 60 days after the date on which any Bidder's Proposal is opened or such extended acceptance date for Bidder's Proposals as may be established pursuant to Sections 10 and 13 of the General Instructions to Bidders.

5. Bidder Representations

A. No Collusion. Bidder warrants and represents that the only persons, firms, or corporations interested in this Bidder's Proposal as principals are those named in Bidder's Sworn Acknowledgment attached hereto and that this Bidder's Proposal is made without collusion with any other person, firm or corporation.

B. Not Barred. Bidder warrants, represents and certifies that it is not barred by law from contracting with Owner or with any unit of state or local government.

C. Qualified. Bidder warrants and represents that it has met and will meet all required standards set forth in Owner's Responsible Bidder Ordinance M-66-11 and that Bidder has the requisite experience, ability, capital, facilities, plant, organization and staff to enable Bidder to perform the Work successfully and promptly and to commence and complete the Work within the Contract Price and Contract Time Proposals set forth above. In support thereof, Bidder submits the attached Sworn Work History Statement. In the event Bidder is preliminarily deemed to be one of the most favorable to the interests of Owner, Bidder hereby agrees to furnish on request, within two business days or such longer period as may be set forth in the request, such additional information as may be necessary to satisfy Owner that Bidder is adequately prepared to fulfill the Contract.

D. Owner's Reliance. Bidder acknowledges that Owner is relying on all warranties, representations and statements made by Bidder in this Bidder's Proposal.

6. Surety and Insurance

Bidder herewith tenders surety and insurance commitment letters as specified in Section 6 of the Invitation for Bidder's Proposals.

7. Bid Security

Bidder herewith tenders a Cashier's Check, Certified Check, or Bid Bond as specified in Section 6 of the Invitation for Bidder's Proposals for $25,000 ("*Bid Security*").

8. Owner's Remedies

Bidder acknowledges and agrees that should Bidder fail to timely submit all additional information that is requested of it; or should Bidder, if Owner awards Bidder the Contract, fail to timely submit all the Bonds and all the certificates and policies of insurance required of it; or should Bidder, if Owner awards Bidder the Contract, fail to timely execute the Contract, Contractor's Certification and all other required documentation related to the Contract, it will be difficult and impracticable to ascertain and determine the amount of damage that Owner will sustain by reason of any such failure and, for such reason, Owner shall have the right, at its option in the event of any such default by Bidder, to retain or recover as reasonably estimated liquidated damages, and not as a penalty, the entire amount of the Bid Security or five percent of Bidder's Price Proposal, whichever is greater, or to exercise any and all equitable remedies it may have against Bidder.

9. Owner's Rights

Bidder acknowledges and agrees that Owner reserves the right to reject any and all Bidder's Proposals, reserves the right to accept or reject any item of any Bidder's Proposal and reserves such other rights as are set forth in Section 13 of the General Instructions to Bidders.

10. Bidder's Obligations

In submitting this Bidder's Proposal, Bidder understands and agrees that it shall be bound by each and every term, condition or provision contained in the Bid Package, which are by this reference incorporated herein and made a part hereof.

11. Terms of the Contract

The prices will be in effect for a minimum of **thirty-six (36) months.** Upon mutual agreement, each community may extend the contract at any time, (automatically renewed annually) but may be canceled by either party at any time by giving sixty (60) days written notice sent by registered mail, prior to date of termination.

DATED: 2-26, 2024.

Bidder	Attest
By: _____	By: _____
Title: Member	Title: Operations Coordinator

SEE GENERAL INSTRUCTIONS TO BIDDERS, SECTION 7, FOR SIGNATURE REQUIREMENTS

VILLAGE OF WINNETKA
REQUEST FOR BIDS
MPI JOINT BID: PAVEMENT REJUVENATION CONTRACT

BID PACKAGE

BIDDER'S SWORN ACKNOWLEDGEMENT

Corrective Asphalt Materials, LLC ("*Deponent*"), being first duly sworn on oath, deposes and states that the undersigned Bidder is organized as indicated below and that all statements herein made are made on behalf of such Bidder in support of its Bidder's Proposal for the above Contract and that Deponent is authorized to make them.

Deponent also deposes and states that Bidder has carefully prepared, reviewed and checked its Bidder's Proposal and that the statements contained in its Bidder's Proposal and in this Acknowledgement are true and correct.

COMPLETE APPLICABLE SECTION ONLY

1. Corporation

Bidder is a corporation that is organized and existing under the laws of the State of _____, that is qualified to do business in the State of Illinois, and that is operating under the legal name of _____.

The officers of the corporation are as follows:

TITLE	NAME	ADDRESS
President	_____	_____
Vice President	_____	_____
Secretary	_____	_____
Treasurer	_____	_____

2. Partnership

Bidder is a partnership that is organized, existing and registered under the laws of the State of Illinois pursuant to that certain Partnership Agreement dated as of 01/01/2018, that is qualified to do business in the State of Illinois, and that is operating under the legal name of Corrective Asphalt Materials, LLC.

The general partners of the partnership are as follows:

NAME	ADDRESS
Anthony J. Witte, Jr.	300 Daniel Boone Trail, South Roxana, IL 62087
Marc Taillon	300 Daniel Boone Trail, South Roxana, IL 62087

3. Individual

Bidder is an individual as follows:

Full name: _____

Residence address: _____

Business address: _____

If operating under a trade or assumed name that name is: _____

4. Joint Venture

Bidder is a joint venture that is organized and existing under the laws of the State of _____ pursuant to that certain Joint Venture Agreement dated as of _____, that is qualified to do business in the State of Illinois, and that is operating under the legal name of _____.

The signatories to the aforesaid Joint Venture Agreement are as follows:

NAME (and ENTITY TYPE)	ADDRESS
_____(___)	
_____(___)	
_____(___)	

ACKNOWLEDGEMENT

[For each signatory, indicate type of entity (Corporation = "C"; Partnership = "P"; and Individual = "I") and provide, on separate sheets, the information required in Paragraph 1, 2, or 3 above, as applicable]

DATED: 2-26, 2024.

Bidder

By: _____

Title: Member

Attest

By: _____

Title: Operations Coordinator

Subscribed and Sworn to before me on 2-26th, 2024.

_____
Notary Public

My commission expires: 8-15, 2026

OFFICIAL SEAL
JENNIFER K. SCHOEN
NOTARY PUBLIC, STATE OF ILLINOIS
My Commission Expires 8/15/26

SEE GENERAL INSTRUCTIONS TO BIDDERS, SECTION 7, FOR SIGNATURE REQUIREMENTS

VILLAGE OF WINNETKA
REQUEST FOR BIDS
MPI JOINT BID: PAVEMENT REJUVENATION CONTRACT

BID PACKAGE

BIDDER'S SWORN WORK HISTORY STATEMENT

Marc Taillon ("Deponent"), being first duly sworn on oath, deposes and states that all statements made in this Sworn Work History Statement are made on behalf of the undersigned Bidder in support of its Bidder's Proposal for the above Contract and that Deponent is authorized to make them.

Deponent also deposes and states that Bidder has carefully prepared, reviewed and checked this Sworn Work History Statement and that the statements contained in this Sworn Work History Statement are true and correct.

IF NECESSARY FOR FULL DISCLOSURE, ADD SEPARATE SHEETS

JOINT VENTURES MUST SUBMIT SEPARATE SWORN WORK HISTORY STATEMENTS FOR THE JOINT VENTURE AND FOR EACH SIGNATORY TO THE JOINT VENTURE AGREEMENT

1. Nature of Business

State the nature of Bidder's business: Manufacture and apply asphalt maintenance products

2. Composition of Work

During the past three years, Bidder's work has consisted of:

0.00 % Federal	93.1 % As Contractor	80 % Bidder's Forces
98.2 % Other Public	6.9 % As Subcontractor	10 % Subcontractors
1.8 % Private		10 % Materials

3. Years in Business

State the number of years that Bidder, under its current name and organization, has been continuously engaged in the aforesaid business: 20 years

4. Predecessor Organizations

If Bidder has been in business under its current name and organization for less than five years, list any predecessor organizations:

NAME	ADDRESS	YEARS

5. Business Licenses

List all business licenses currently held by Bidder:

ISSUING AGENCY	TYPE	NUMBER	EXPIRATION
See Attached			

6. Related Experience

List three projects most comparable to the Work completed by Bidder, or its predecessors, in the past five years:

	PROJECT ONE	PROJECT TWO	PROJECT THREE
Owner Name	Kane County	Lake County	DeKalb County
Owner Address	14W011 Burlington Rd. St. Charles, IL 60175	600 W. Winchester Rd. Libertyville, IL	1826 Barber Green Rd. DeKalb, IL
Reference	David Sitko	Julian Rozwadowski	Nathan Schwartz
Telephone Number	(630) 313-0754	(847) 377-7506	(815) 756-9513
Type of Work	Furnish & Apply Reclamite	Furnish & Apply Reclamite	Furnish & Apply Reclamite

WORK HISTORY STATEMENT

	PROJECT ONE	PROJECT TWO	PROJECT THREE
Contractor (If Bidder was) (Subcontractor)			
Amount of Contract	$465,078.99	$779,535.52	$94,765.52
Date Completed	08/28/2023	7/23/2019	7/9/2020

DATED: 2-26, 2024.

Bidder

By: [signature]

Title: Member

Attest

By: [signature]

Title: Operations Coordinator

Subscribed and Sworn to before me on 2-26th, 2024.

[signature]

Notary Public

My commission expires: 8-15, 2026

OFFICIAL SEAL
JENNIFER K. SCHOEN
NOTARY PUBLIC, STATE OF ILLINOIS
My Commission Expires 8/15/26

SEE GENERAL INSTRUCTIONS TO BIDDERS, SECTION 7, FOR SIGNATURE REQUIREMENTS

Corrective Asphalt Materials, LLC **Business/Contractor License List**

Issuing Agency	State	Type	Number
State of Alabama	**Alabama**	Contractor License	49050
State of Arkansas Commercial Contractors Licensing Board	**Arkansas**	Contractor License	10262
Arkansas Dept of Finance	**Arkansas**	Franchise Tax/Annual Report	65770632-FRN
IDOT	**Illinois**	Certificate of Eligibility	668C
IDOT	**Illinois**	Subcontractor Registration	14679
Village of Arlington Heights	**Illinois**	Contractor License	24-00023014
Village of Lake Barrington	**Illinois**	Contractor's License	943
Village of Lake in the Hills	**Illinois**	Contractor License	L012058-052623
City of North Chicago	**Illinois**	Specialtity (Contractor) License	LIC2023-0151
City of Orland Park	**Illinois**	Contractor License	CL-24-26762
Village of Schaumburg	**Illinois**	Contractor License	70808
Village of Skokie	**Illinois**	Contractor's License	
City of Urbana	**Illinois**	EEO Certification	23-A265
Village of Wilmette	**Illinois**	Contractor Business License	13328
SIUE Prequal	**Illinois**	Preqaulification	
Iowa Secretary of State	**Iowa**	Certificate of Authority	411104
Louisiana Secretary of State	**Louisiana**	Certificate of Authority	43898011Q
Louisiana, Board of Contractors	**Louisiana**	Contractors License	70187
Minnesota Secretary of State	**Minnesota**	Certificate of Authority	8802136700028
New Brighton	**Minnesota**	Contractor License	202376101
City of Ramsey	**Minnesota**	Contractor License	2023118
State of Mississippi Board of Contractors	**Mississippi**	Contractor License	22254-SC
Mississippi Secretary of State	**Mississippi**	Certificate of Authority	1104746
Missouri Secretary of State	**Missouri**	Certificate of Authority	FL0010522
MODOT	**Missouri**	Contractor Questionaire	28080
City of Columbia	**Missouri**	Business License	BL012311
City of Crestwood	**Missouri**	Contractor's Business License	4210
City of Hermann	**Missouri**	Business License	49
city of Jackson	**Missouri**	Contractor License	23-0010
City of Jefferson	**Missouri**	Business License	9314
City of Kansas City	**Missouri**	Business License	lo120988416
City of Kirkwood	**Missouri**	Contractor License	21-00005859
City of Lake St. Louis,	**Missouri**	Business License	CL23-0000072
City of Osage Beach	**Missouri**	Contractor License	3968
City of Washington	**Missouri**	Business License	17979
City of Springfield	**Missouri**	Business License	BUS2019-00582
City of St. Charles	**Missouri**	Contractor License	14953
North Dakota Secretary of State	**North Dakota**	Certificate of Authority	40887600
North Dakota Secretary of State	**North Dakota**	Contractor License	55048 Class C
Department of Public Works, Madison WI	**Wisconsin**	Preqaulification	
Wisconsin Department of Financial Institutions	**Wisconsin**	Certificate of Authority	C093823

VILLAGE OF WINNETKA
MPI JOINT BID: PAVEMENT REJUVENATION CONTRACT

ATTACHMENT A

SPECIFICATIONS

A. **General Scope:** This work shall consist of furnishing all labor, material and equipment necessary to perform all operations for the application of Emulsified Maltene-Based Asphalt Rejuvenating Agent and CRF Maltene-Based Asphalt Restorative Seal to bituminous asphaltic concrete surface courses. The rejuvenation of surface courses shall be by spray application of a cationic Maltene-Based Rejuvenating Agent or Maltene-Based Restorative Seal composed of petroleum oils and resins emulsified with water. The base used for the emulsion shall be naphthenic. All work shall be in accordance with the specifications, any applicable drawings, and subject to the terms and conditions of this contract.

B. **Pre-Construction:** The CONTRACTOR shall present samples of materials, laboratory reports, calibration reports, and proof of work experience as required by these specifications to the Resident Engineer at the pre-construction meeting.

C. **Material Specifications:**

1. **Emulsified Maltene-Based Asphalt Rejuvenating Agent**

The emulsion will be a naphthenic maltene-based rejuvenating agent composed of four maltene components (listed below) uniformly emulsified with water. Each bidder must submit with his bid a certified statement from the asphalt rejuvenator manufacturer showing that the asphalt rejuvenating emulsion conforms to the required physical and chemical requirements.

NAPHTHENIC MALTENE-BASED ASPHALT REJUVENATOR SPECIFICATIONS

Property	Test Method	Requirements
Viscosity @ 25°C, SFS	ASTM D244	15-40
Residue, w%	ASTM D244 (Mod)[3]	60-65
Miscibility Test	ASTM D244 (Mod)[2]	Pass
Sieve Test, w%	ASTM D244 (Mod)[1]	0.1 Max.
Particle Charge Test	ASTM D244	Positive
Tests on Distillation Residue:		
Flash Point, COC, C	ASTM D92	196 Min.
Viscosity @ 60°C, C	ASTM D2170	100-200
Asphaltenes, w%	ASTM D2006-70	1.00 Max.

Maltene Dist. Ratio $\frac{\text{(Polar Compounds)+(First Acidaffins)}}{\text{(Saturates)+(Second Acidaffins)}}$	ASTM D2006-70	0.3-0.6
Polar Compounds/Saturates Ratio	ASTM D2006-70	0.5 Min.
Asphaltenes, w%	ASTM D2006-70	1.0 Max.
Saturated Hydrocarbons, w%	ASTM D2006-70	21-28

[1] Test procedure identical with ASTM D-244 except that distilled water shall be used in place of two (2) percent sodium oleate solution.

[2] Test procedure identical with ASTM D-244 except that .02 Normal Calcium Chloride solution shall be used in place of distilled water.

[3] ASTM D-244 Modified Evaporation Test for percent of residue is made by heating 50 gram sample to 149 C (300 F) until foam ceases, then cool immediately and calculate results.

2. CRF Maltene-Based Asphalt Restorative Seal

The emulsified asphalt restoring agent shall be a naphthenic petroleum maltene-based rejuvenating agent composed of four maltene components (listed below) uniformly emulsified with water. Each bidder must submit with his bid a certified statement from the asphalt restoring agent's manufacturer showing that the emulsified product conforms to the requirements below:

NAPHTHENIC EMULSIFIED ASPHALT RESTORING AGENT REQUIREMENTS

Property	Test Method	Requirements
Viscosity @ 25°C, SFS	ASTM D244	25-150
Residue, w%	ASTM D244 (Mod)[2]	64 Min.
1-DAY Settlement, w%	ASTM D244	1.0 Max.
Sieve Test, w%	ASTM D244 (Mod)[1]	0.1 Max.
Particle Charge Test	ASTM D244	Positive
Tests on the Residue:		
Viscosity @ 60°C, cSt	ASTM D2170	1000-4000
Maltene Dist. Ratio $\frac{\text{(Polar Compounds)+(First Acidaffins)}}{\text{(Saturates)+(Second Acidaffins)}}$	ASTM D2006-70	0.7-1.1
Polar Compounds/Saturates Ratio	ASTM D2006-70	0.5 Min.
Asphaltenes, w%	ASTM D2006-70	14.0 Max.

[1] Test procedure identical with ASTM D-244 except that distilled water shall be used in place

of two (2) percent sodium oleate solution.

[2] ASTM D-244 Modified Evaporation Test for percent of residue is made by heating 50 gram sample to 149 C (300 F) until foam ceases, then cool immediately and calculate results.

D. **Material Performance:**

1. Emulsified Maltene-Based Asphalt Rejuvenating Agent

The asphalt rejuvenating agent shall have the capability to penetrate the asphalt pavement surface and performing as follows. The asphalt rejuvenating agent shall be absorbed and incorporated into the asphalt binder. Verification that said incorporation of the asphalt rejuvenating agent into the asphalt binder has been effected shall be by analysis of the chemical properties of said asphalt binder i.e. viscosity shall be reduced by petroleum maltene fraction replacement method to the following extent. For pavements receiving the first or original application of rejuvenating agent the viscosity shall be reduced by an AVERAGE of thirty-five, (35%) percent as determined by dynamic shear rheometer (DSR) method for asphalt testing in accord with AASHTO T315-05. For retreated pavements after an initial treatment with the asphalt rejuvenator the viscosity shall be reduced by petroleum maltene replacement method a minimum of twenty percent (20%) as determined by dynamic shear rheometer (DSR) method for testing in accord with AASHTO T315-05. In addition the phase angle shall be increased. This analysis shall apply to extracted asphalt binder, taken from cores extracted fifteen to thirty days following application, in the upper three eights inch (3/8") of pavement. In addition the treated areas shall be sealed in-depth to the intrusion of air and water.

When directed by the Engineer, the Contractor shall have the following additional testing performed at the cost of the owner. The extracted asphalt binder taken from the treated and untreated cores as heretofore outlined shall be further tested per ASTM D-2006-70 Rostler Analysis. The results of this testing shall indicate a decrease in the percent asphaltene content for the treated samples as compared to the untreated samples.

2. CRF Maltene-Based Asphalt Restorative Seal

The restoring agent shall have a record of satisfactory service as an emulsified asphalt restoring agent and in-depth sealer. Satisfactory service shall be based on the capability of the material to decrease the viscosity and increase the penetration value of the asphalt binder as follows. The viscosity shall be reduced by a minimum of 20 percent and the penetration value shall be increased by a minimum of 15 percent. Testing shall be performed on extracted asphalt cement from a pavement to a depth of three eights inch (3/8"). In addition, the pavement shall be in-depth sealed to the intrusion of air and water.

The bidder must submit with their bid the manufacturer's certification that the material proposed for use is in compliance with the emulsified asphalt restoring agent requirements.

E. **Product Standards**: The product "Reclamite"® produced by Tricor Refining, LLC is the standard for the naphthenic emulsified maltene-based asphalt rejuvenating agent requirements and the prices quoted on the Bid Sheet Base Bid shall be for one of these standards.

The product "CRF"® as previously manufactured by Witco Corporation-Golden Bear Oil is the standard for the emulsified maltene-based asphalt restoring agent requirements and the prices quoted on the Bid Sheet Base Bid shall be for the "CRF"® standard.

F. **Applicator Experience:** The asphalt rejuvenating agent and restorative seal shall be applied by an experienced applicator of such material. The bidder shall have a minimum of 5 years' experience in applying the product proposed for use on municipal streets. The Contractor must submit with his bid a list of five (5) projects on which he applied said rejuvenator or restorative seal. They shall indicate the project dates, number of square yards treated in each and the name and phone number of the manager in charge of each project.

A project superintendent knowledgeable and experienced in application of the asphalt rejuvenating agent and restorative seal must be present and in control of each day's work. The bidder shall submit at the preconstruction meeting a written experience outline of the project superintendent.

G. **Application Temperature and Weather Limitations:** The temperature of the asphalt rejuvenating agent and restorative seal, at the time of application shall be as recommended by the manufacturer. The asphalt rejuvenating agent and restorative seal shall be applied only when the existing surface to be treated is thoroughly dry. The asphalt rejuvenating agent and restorative seal shall not be applied when the ambient temperature is below 35 degrees Fahrenheit. It shall be the discretion of the Resident Engineer to determine when weather conditions are not appropriate for the application to occur. Contractor shall halt the application process when so ordered by the Resident Engineer. The contractor cannot perform the work without the Resident Engineer consent if rain is forecasted between the time aggregates will be placed and when aggregates will be swept up.

H. **Handling of Materials:** Contents in tank cars or storage tanks shall be circulated at least forty-five minutes before withdrawing any material for application. When loading the distributor, the asphalt rejuvenating agent concentrate or restoring seal concentrate shall be loaded first and then the required amount of water shall be added. The water shall be added into the distributor with enough force to cause agitation and thorough mixing of the two (2) materials. To prevent foaming, the discharge end of the water hose or pipe shall be kept below the surface of the material in the distributor which shall be used as a spreader. The distributor truck will be cleaned of all of its asphalt materials, and washed out to the extent that no discoloration of

the emulsion may be perceptible. Cleanliness of the spreading equipment shall be subject to inspection and the Contractor shall halt the application process when so ordered by the Project Manager.

I. **Application Equipment:** The distributor for spreading the emulsions shall be self- propelled, and shall have pneumatic tires. The distributor shall be designed and equipped to distribute the asphalt rejuvenating agent or restorative seal uniformly on variable widths of surface at readily determined and controlled rates from 0.05 to 0.5 gallons per square yard of surface, and with an allowable variation from any specified rate not to exceed five (5) percent of the specified rate. Distributor equipment shall include full circulation spray bars, pump tachometer, volume measuring device and a hand hose attachment suitable for application of the emulsion manually to cover areas inaccessible to the distributor. The distributor shall be equipped to circulate and agitate the emulsion within the tank. A check of distributor equipment as well as application rate accuracy and uniformity of distribution shall be made when directed by the Resident Engineer. The truck used for sanding shall be equipped with a spreader that allows the sand to be uniformly distributed onto the pavement. The spreader shall be able to apply 2 pound to 6 pounds of sand per square yard in a single pass. The spreader shall be adjustable so as to not broadcast sand onto driveways or lawns. The sand to be used shall be free flowing, without any leaves, dirt, stones, etc. Any wet sand shall be rejected from the job site. Any equipment which is not maintained in full working order, or is proven inadequate to obtain the results prescribed, shall be repaired or replaced at the direction of the Resident Engineer.

J. **Application:** The asphalt rejuvenating agent or restorative seal shall be applied by a distributor truck at the temperature recommended by the manufacturer and at the pressure required for the proper distribution. The emulsion shall be so applied that uniform distribution is obtained at all points of the areas to be treated. Distribution shall be commenced with a running start to ensure full rate of spread over the entire area to be treated. Areas inadvertently missed shall receive additional treatment as may be required by a hand sprayer application.

Application of the asphalt rejuvenating agent shall be on one-half width of the pavement at a time. When the second half of the surface is treated, the nozzle nearest the center of the road shall overlap the previous by at least one-half the width of the nozzle spray. In any event the construction joint of the pavement shall be treated in both passes of the distributor truck.

1. Emulsified Maltene-Based Asphalt Rejuvenating Agent

Before spreading, the asphalt rejuvenating agent shall be blended with water at the rate of 60% Maltene based Emulsion to 40% water, or as specified by the manufacturer based on field conditions. The combined mixture of asphalt rejuvenating agent and water shall be spread at the rate of 0.05 to 0.10 gallons per square yard, or as approved by the Resident Engineer following field testing.

2. **CRF Maltene-Based Asphalt Restorative Seal**

Before spreading, the emulsified asphalt restoring agent shall be blended with water at the rate of 70% emulsified restoring agent to 30% part water, or as specified by the manufacturer based on field conditions. The combined mixture of emulsified asphalt restoring agent and water shall be spread at the rate of 0.06 to 0.30 gallons per square yard, or as approved by the Engineer following field testing.

Where more than one application is to be made, succeeding applications shall be made as soon as penetration of the preceding application has been completed and approval is granted for additional applications by the Resident Engineer. Grades or super elevations of surfaces that may cause excessive runoff in the opinion of the Resident Engineer shall have the required amounts applied in two (2) or more applications as directed. Said treatment shall be uniformly applied by a method acceptable to the Resident Engineer. Care should be taken during all rejuvenator applications to not get excessive material on the curb and gutter. Additional cleaning may be required if this occurs at the contractor's expense.

After the rejuvenating emulsion or restoring seal has penetrated, a coating of dry sand shall be applied to the surface in sufficient amount to protect the traveling public as required by the Resident Engineer. The Contractor shall furnish a quality inspection report showing the source and manufacturer of asphalt rejuvenating agent or restorative seal. When directed by the Resident Engineer, the Contractor shall take representative samples of material for testing.

K. **Street Sweeping:** The Contractor shall be responsible for sweeping and cleaning of the streets prior to and after treatment. Prior to treatment, the street will be cleaned of all standing water, dirt, leaves, foreign materials, etc. This work shall be accomplished by hand brooming, power blowing or other methods approved by the Resident Engineer. If hand cleaning is not sufficient, then a self-propelled street sweeper shall be used. All sand used during the treatment must be removed no later than forty-eight (48) hours after treatment of the street. This shall be accomplished by a combination of hand and mechanical sweeping. All turnouts, cul-de-sacs, etc. must be cleaned and free of any material that would interfere with the treatment. All debris generated by sweeping shall be picked up and disposed of by the contractor. Street sweeping shall be included in the price bid per square yard for asphalt rejuvenating agent. If after sand is swept and it is determined that a hazardous condition exists on the roadway, the Contractor must apply additional sand and sweep no later than twenty-four (24) hours following reapplication. No additional compensation will be allowed for reapplications and removal of sand.

L. **Traffic Control and Safety:** The Contractor shall schedule his operations and carry out the work in a manner to cause the least disturbance and/or interference with the normal flow of traffic over the areas to be treated. Treated portions of the pavement surfaces shall be kept closed and free from traffic until penetration has become complete and the area is suitable for

traffic. Cure time shall be no longer than 90 minutes. When traffic must be maintained at all times on a particular street, then the Contractor shall apply asphalt rejuvenating agent or restorative seal to one (1) lane at a time. Traffic shall be maintained in the untreated lane until the traffic may be switched to the completed lane. Access to adjacent properties shall be maintained during the application. The Contractor shall be responsible for all traffic control and signing required to permit safe travel. All signing and barricading of the work zone shall comply with MUTCD guidelines and IDOT standards. The Contractor shall notify the Resident Engineer as to the streets that are to be treated each day. All support vehicles used shall also have flashing beacons that can be seen from all sides of the vehicle, for safety considerations for all work on major arterials. If the Contractor fails to provide the required signing, the Contractor shall stop all operations until safe signing and barricading is achieved.

M. Spreading of Sand or Screenings:

The contractor shall be responsible for protecting all storm sewer inlets before the screening and spreading aggregates.

Sand or lime screenings shall be furnished by the contractor. The contractor shall furnish all equipment, tools, labor and incidentals necessary to perform the sanding operation in accordance with this contract.

Spreading shall consist of applying free flowing sharp sand, FA2 or limestone screenings to insure even distribution of the sand or screenings to be worked into any voids in the pavement surface as directed by customer representative. A twin spinner, rubber belt feed system aggregate distributor shall be used for uniform application. The aggregate distributor shall apply sand or screenings at a rate of two pounds to four pounds per square yard.

Aggregate distributor must be able to carry enough aggregate to cover an applied load of the rejuvenating agent, at least (9) nine tons. Repeated sanding may be required on some areas of pavement and contractor must be available on an as needed basis to provide the required sanding.

N. **Resident Notification:** The contractor shall distribute by hand, a typed notice to all residences and businesses on the street to be treated. The notice will be delivered no more than 24 hours prior to the treatment of the road. The notice will have a local phone number that residents may call to ask questions. The contractor shall also place the notice on the windshield of any parked cars on the street.

O. Basis of Payment: Asphalt rejuvenating agent shall be measured by the square yard of material in place and will be paid for at the contract unit price for Maltene Based Asphalt Rejuvenating Agent per square yard. Asphalt restoring seal shall be measured by the square yard of material in place and will be paid for at the contract unit price for Maltene-Based Asphalt Restoring Seal. Prices shall be full compensation for furnishing all materials, equipment, labor and incidentals to complete the work as specified and required. **Anticipated yardage assumes half of budget is spent on rejuvenating agent and half is spent on restoring seal. Estimated quantities are listed below for reference but are not guaranteed.**

Proposed Three-year Budget for participating agencies.

Note: Proposed budgets may be increased or decreased by each agency if mutually agreed to by both parties in writing.

Community name	Dollars budgeted (2024)	Dollars budgeted (2025)	Dollars budgeted (2026)
Arlington Heights	$320,000	320,000	320,000
Highland Park	$40,000	$75,000	$75,000
Elk Grove	$150,000	$150,000	$150,000
Evanston	$30,000	$30,000	$30,000
Rolling Meadows	$70,000	$70,000	$70,000
Vernon Hills	$50,000	$75,000	$75,000
Wilmette	$42,000	$41,000	$35,000
Cary	$25,000	$25,000	$25,000
Winnetka	$25,000	$25,000	$25,000

Corrective Asphalt Materials, LLC
MPI Joint Bid: Pavement Rejuvenation Contract
Request for Bids #024-006

Customer	Address			Contact		Date of completion	Product	Sq Yds
Rolling Meadows, IL	3900 Berdnick Street	Rolling Meadows IL	60008	Brad Valentino	(847) 693-0000	8/29/2023	Reclamite	68,307
Bloomingdale Township, IL	6N030 Rosedale Ave.	Bloomingdale, IL	60108	Bob Nogan	(630) 625-2815	10/3/2023	Reclamite	68,500
Montgomery, Village of Geneva Construction Company, Inc.	PO Box 998	Aurora, IL	60507	Cass Price	(630) 892-4357	7/7/2023	Reclamite	70,020
Yorkville, IL D Construction Inc.	1485 S. Broadway	Coal City, IL	60416	Eric Rhoda	(815) 634-2555	7/24/2023	Reclamite	75,666
Vernon Hills, IL	290 Evergreen Drive	Vernon Hills, IL	60061	Steve Maslov	(847) 918-3590	6/27/2023	Reclamite	78,720

I certify that Corrective Asphalt Materials, LLC and its employees have manufactured and applied Reclamite Rejuvenating Agent and CRF Restorative Seal for over forty years.

1) Corrective Asphalt Materials, LLC has not experienced any difficulty in applying rejuvenating agents while performing work within the state of Illinois
2) Corrective Asphalt Materials, LLC has never received any complaints regardint the quality of our work with the state of Illinois
3) We have never had any contracts which resulted in a lawsuit or defaulted in any contracts

Marc Tallion Member

2-26-24
Date

Corrective Asphalt Materials

Mailing Address:
300 Daniel Boone Trail
South Roxana, IL 62087
Phone: 618-254-3855
Fax: 618-254-2200
Locations:
300 Daniel Boone Trail, South Roxana, IL 62087
43W630 Wheeler Road, Sugar Grove, IL 60554

January 1, 2024

STATEMENT OF EXPERENCE: JOB SUPERINTENDENT & DISTRIBUTOR DRIVER

DANIEL HESTEKIN – 8 years of experience in the application of CRF & Reclamite using a distributor truck. Over 7 years of supervisory experience in the application of CRF & Reclamite.

1. I have never experienced any difficulty applying CRF or Reclamite to any Municipality roads.

2. I have never received any complaints regarding the quality of my work from any municipality.

EMERGENCY CONTACTS

Daniel Hestekin, Project Supervisor	Cell (331) 251-0032
Mike Sumrall, Operations Manager	Cell (630) 465-4142
Corrective Asphalt Materials, LLC	Office (618) 254-3855
Marc Taillon, Vice President	Cell (314) 477-3995

Corrective Asphalt Materials

Mailing Address:
300 Daniel Boone Trail
South Roxana, IL 62087
Phone: 618-254-3855
Fax: 618-254-2200
Locations:
300 Daniel Boone Trail, South Roxana, IL 62087
43W630 Wheeler Road, Sugar Grove, IL 60554

January 1, 2024

STATEMENT OF EXPERENCE: JOB SUPERVISOR & DISTRIBUTOR DRIVER

JOHN HOLLERAN – I have over 29 years' experience in the application of CRF & Reclamite using a distributor truck. I also have over 20 years' supervisory experience in the application of CRF & Reclamite.

1. I have never experienced any difficulty applying CRF or Reclamite to any Municipality roads.

2. I have never received any complaints regarding the quality of my work from any municipality.

EMERGENCY CONTACTS

Mike Sumrall, Operations Manager	Cell (630) 465-4142
Corrective Asphalt Materials, LLC	Office (618) 254-3855
Jeff Krull, General Manger	Cell (618) 484-7659

By:_____
Jeff Krull, General Manager

Date:_____

Corrective Asphalt Materials

Mailing Address:
300 Daniel Boone Trail
South Roxana, IL 62087
Phone: 618-254-3855
Fax: 618-254-2200
Locations:
300 Daniel Boone Trail, South Roxana, IL 62087
43W630 Wheeler Road, Sugar Grove, IL 60554

January 1, 2024

STATEMENT OF EXPERENCE: JOB SUPERINTENDENT & DISTRIBUTOR DRIVER

DANIEL HESTEKIN – 8 years of experience in the application of CRF & Reclamite using a distributor truck. Over 7 years of supervisory experience in the application of CRF & Reclamite.

1. I have never experienced any difficulty applying CRF or Reclamite to any Municipality roads.

2. I have never received any complaints regarding the quality of my work from any municipality.

EMERGENCY CONTACTS

Mike Sumrall, Operations Manager	Cell (630) 465-4142
Corrective Asphalt Materials, LLC	Office (618) 254-3855
Jeff Krull, General Manger	Cell (618) 484-7659

Corrective Asphalt Materials

Mailing Address:
300 Daniel Boone Trail
South Roxana, IL 62087
Phone: 618-254-3855
Fax: 618-254-2200
Locations:
300 Daniel Boone Trail, South Roxana, IL 62087
43W630 Wheeler Road, Sugar Grove, IL 60554

January 1, 2024

STATEMENT OF EXPERENCE: JOB SUPERINTENDENT & DISTRIBUTOR DRIVER

WADE SPARKS – 9 years of experience in the application of CRF & Reclamite using a distributor truck. Over 8 years of supervisory experience in the application of CRF & Reclamite.

1. I have never experienced any difficulty applying CRF or Reclamite to any Municipality roads.

2. I have never received any complaints regarding the quality of my work from any municipality.

EMERGENCY CONTACTS

Mike Sumrall, Operations Manager	Cell (630) 465-4142
Corrective Asphalt Materials, LLC	Office (618) 254-3855
Jeff Krull, General Manger	Cell (618) 484-7659

AGENDA ITEM SUMMARY

BUFFALO GROVE VILLAGE BOARD

Regular Meeting: March 16, 2026

AGENDA ITEM 9.e. O-2026-40
Ordinance Authorizing the Purchase of One (1) Fleet Replacement Vehicle for Public Works from Jx Truck Center

Contacts

Liaison: Trustee Cesario
Staff: Chris Krase

Staff Recommendation

Staff recommends approval.

Recommended Motion

I move to approve an ordinance authorizing the purchase of one (1) 2027 Peterbilt 567 Dump Truck from JX Truck Center, in an amount not to exceed $264,725.30, subject to final review and approval by the Village Attorney.

Summary

See attached memo.

Strategic Alignment

Guiding Principle

Principle 1: Financially Responsible and Sound

Goal

Goal 1: Maintained effective village government: fiscally responsible and providing outstanding, responsive services

File Attachments

1. JX Truck Center - Final Combined Quote - Chassis and Bonnell upfit
2. Memo-Fleet Vehicle Replacement Public Works Unit 442 2.27.26
3. DRAFT Ordinance-Fleet Vehicle Replacement Public Works Unit 442

QUOTE

Peterbilt of Wisconsin, Inc. dba JX Truck Center
42400 Hwy 41
Wadsworth IL 60083
(262) 709-3347

Date: 02/27/2026
Quote #: DE-13097
Type: Cash
Salesperson: Todd Peterson
PO #:

VILLAGE OF BUFFALO GROVE

BUFFALO GROVE Il 60089
P:(847) 459-2545

Stock#: 567 dump **VIN:2027 567 Dump tru** **2027 PETERBILT 567**

	Price:	**$161,400.36**
Bonnell Dump body installation		$78,892.00
	Per Unit:	**$240,292.36**

Total Price	**$240,292.36**
Documentation Fee	$367.00
Total	**$240,659.36**

Pricing does not include any taxes.
No sales tax
No FET tax
No IL title fees
Customer agrees to pay for the chassis upon arrival to them. The cost for the cost will be paid when the body is completed.

MEMORANDUM

DATE:	February 27, 2026
TO:	Dane Bragg Village Manager
FROM:	Chris Krase Deputy Director of Public Works & Bryan Beitzel Superintendent of Public Works
SUBJECT:	Public Works Fleet Replacement Vehicle Unit 442 2026

RECOMMENDATION

Staff recommend the Village Board authorize the Village Manager to purchase one (1) 2027 Peterbilt 567 dump truck from JX Truck Center, for a total not to exceed amount of $264,725.30, subject to final review and approval by the Village Attorney. Due to the cost associated with this purchase, staff recommends a contingency fund be created and controlled by the Village Manager in the amount of $24,065.94 (10% of the quoted cost). Public Works staff will consult with the village manager prior to exceeding the quoted price of $240,659.36.

BACKGROUND

Currently Unit 442 is a 2015 Ford F-450, with 38,228 miles that is due to be replaced. The Utility division currently operates three primary vehicles for hauling equipment and materials to and from excavation sites. The lead vehicle in the fleet is truck 454, a full-size dump truck with a hauling capacity of 10,000 lbs. Truck 454 also serves as the only vehicle capable of towing the Village's primary excavation machine, the Bobcat E50 compact excavator. The other two vehicles, truck 456 and truck 442, are one-ton dump trucks with a hauling payload capacity of 2,000 pounds each. The utility team performs over seventy-five excavations annually, with each excavation requiring approximately 36,000 pounds of spoils to be hauled away and gravel to be brought in for backfill. Having a truck with greater capacity will create operational efficiencies, reduce the number of transport trips and reduce maintenance and fuel costs, while also providing a second unit capable of towing the primary excavation equipment.

This vehicle was presented to then approved by the Village Board for replacement last year, but the purchase was ultimately deferred due to tariff pricing variables. This unit was again budgeted for replacement and was approved in FY26 CIP for capital fleet. This unit will be procured through the Sourcewell purchasing cooperative contract #032824-PMC in accordance with the Illinois Joint Purchasing Act (30 ILS 525/0.01 et seq.). Pricing quoted through the JX

Truck Center includes the purchase cost of the vehicle and upfitting completed by Bonnel Industries.

The unit is fully funded through the capital reserve fund, and the old unit will be sold off for asset recovery when its replacement is delivered.

ORDINANCE 2026-xxx

AN ORDINANCE AUTHORIZING THE PURCHASE OF ONE (1) FLEET REPLACEMENT VEHICLE FOR PUBLIC WORKS FROM JX TRUCK CENTER

WHEREAS the Village of Buffalo Grove is a home rule unit pursuant to the Illinois Constitution of 1970; and

WHEREAS, the Village is a member of the Sourcewell Purchasing Cooperative and

WHEREAS, the Village may make purchases in accordance with Illinois Governmental Joint Purchasing Act (30 ILCS 525/0.01 et seq.)

WHEREAS, the Sourcewell Cooperative engaged in a competitive procurement process to obtain the best value for money

NOW THEREFORE BE IT ORDAINED by the President and Board of Trustees of the Village of Buffalo Grove, Cook and Lake Counties, Illinois, as follows:

SECTION 1. The foregoing recitals are hereby adopted and incorporated and made a part of this Ordinance as if fully set forth herein.

SECTION 2. The Village Board has authorized the Village Manager to purchase one (1) 2027 Peterbilt 567 Dump Truck from JX Truck Center, in an amount not to exceed $264,725.30, subject to final review and approval by the Village Attorney.

SECTION 3. If any section, paragraph, clause or provision of this Ordinance shall be held invalid, the invalidity thereof shall not affect any other provision of this Ordinance.

SECTION 4. This Ordinance shall be in full force and effect from and after its passage and approval and shall not be codified.

AYES: _____
NAYES: _____
ABSENT: _____
PASSED: _____, 2026
APPROVED: _____, 2026
PUBLISHED: _____, 2026

ATTEST: APPROVED:

_____ _____
Janet M. Sirabian, Village Clerk Eric N. Smith, Village President

DRAFT

AGENDA ITEM SUMMARY

BUFFALO GROVE VILLAGE BOARD

Regular Meeting: March 16, 2026

AGENDA ITEM 9.f. O-2026-41
Ordinance Authorizing the Purchase of One (1) Fleet Replacement Vehicle for Public Works from Bonnell Industries

Contacts

Liaison: Trustee Cesario
Staff: Chris Krase

Staff Recommendation

Staff recommends approval.

Recommended Motion

I move to approve an ordinance authorizing the purchase of one (1) 2026 Ford F-600 Dump Truck from Bonnell Industries, Inc. in an amount not to exceed $227,462.51, subject to final review and approval by the Village Attorney.

Summary

See attached memo

Strategic Alignment

Guiding Principle

Principle 1: Financially Responsible and Sound

Goal

Goal 1: Maintained effective village government: fiscally responsible and providing outstanding, responsive services

File Attachments

1. Memo-Fleet Vehicle Replacement Public Works Unit 477 2.27.26
2. Unit 477 Bonnell Quote
3. DRAFT Ordinance-Fleet Vehicle Replacement Public Works Unit 477

VILLAGE OF BUFFALO GROVE

MEMORANDUM

DATE: February 27, 2026

TO: Dane Bragg, Village Manager

FROM: Chris Krase Deputy Director of Public Works &
Tom Milas, Public Works Superintendent

SUBJECT: Public Works Fleet Replacement, Unit 477

Recommendation

Staff recommends the Village Board authorize the Village Manager to purchase one (1) 2026 Ford F-600 dump truck from Bonnell Industries Inc., for a total not to exceed amount of $227,462.51, subject to final review and approval by the Village Attorney. Due to the cost associated with this purchase, staff recommends a contingency fund be created and controlled by the Village Manager in the amount of $20,678.41 (10% of the quoted cost). Public Works staff will consult with the village manager prior to exceeding the quoted price of $206,784.10.

Background Information

Currently unit 477 is a 2011 Ford F-450, with 53,666 miles on the odometer. This unit is utilized daily in the Forestry & Grounds Section for turf restoration, tree planting, tree removal, tree trimming, watering, landscape maintenance, and seasonally for snow and ice practices.

As part of the ten (10) year Capital Improvement Plan Fleet (CIP) Replacement outlook, this unit was scheduled for replacement as part of the Fiscal Year 2026 budget. The replacement for this unit was approved as part of the FY 26CIP and due to the lead time of this purchase is being split evenly between fiscal years 2026 and 2027.

At the completed cost of $206,784.81, secured through the Sourcewell purchasing cooperative contract# 155873 in accordance with the Illinois Joint Purchasing Act (30 ILCS 525/0.01 et seq.), the unit is fully funded in the capital reserve, and under the budgeted amount allocated. The old unit will be sold for asset recovery upon delivery of its replacement. Completion and delivery of this vehicle is expected in 2027.

BONNELL INDUSTRIES INC
TRUCK & ROAD EQUIPMENT
Sourcewell Contract Number: 062222-BNL

1385 Franklin Grove Rd
Dixon, IL 61021
815-284-3819 * 815-284-8815 Fax
800-851-9664
www.bonnell.com * info@bonnell.com

Quote

Quote Number: 0184187
Quote Date: 1/8/2026
Sourcewell ID: 68648

FINANCING AVAILABLE
ASK US FOR DETAILS

Bill To: 4592545
VILLAGE OF BUFFALO GROVE
51 RAUPP BLVD
BUFFALO GROVE, IL 60089-2138

Ship To: 01
VILLAGE OF BUFFALO GROVE
51 RAUPP BLVD
CENTRAL GARAGE
BUFFALO GROVE, IL 60089

Phone: (847) 459-2545 Fax: (847) 537-1742 apfinance@vbg.org

Phone:
Fax:

Confirm To: TYLER ANKENY

Comment:

Customer P.O.	Ship VIA	F.O.B.	Terms	Quote Expiration
	CALL CUSTOMER	DIXON	NET DUE UPON RECEIPT	3/22/2026

Ordered	Unit	Item Number
1.00	EACH	**TRUCK PACKAGE**

SOURCEWELL # 155873 COMPLETE SNOW FIGHTER PACKAGE "ULTIMATE LEVEL" ONE TON CLASS

$100,561.30

APPLICATION: ONE NEW FORD F600 CLASS 5/6 A 60" CAB TO AXLE MEASUREMENT.

INCLUDES INSTALLATION OF THE FOLLOWING EQUIPMENT:

- DUMP BODY
- CAB SHIELD INSTALLED ON BODY
- HYDRAULIC SYSTEM
- ELECTRICAL & LIGHTING
- CONSOLE AND CONTROLS
- REAR TOWING HITCH

THE FOLLOWING ADDTIONAL ITEMS ARE INCLUDED:

- POLY FULL COVER FENDERS MANUFACTURED BY MINIMIZER
- FENDER BRACKET MAT'L: STAINLESS
- FRAME COATING, (BLACK PPG AMERSHIELD PAINT)
- SPECIALLY LOCATED SHOVEL HOLDER(S)

INSTALLED EQUIPMENT DETAILS ARE LISTED BELOW:

1.00 EACH **/CHASSIS**

2026 FORD F-600 WITH WHITE CAB

ESTIMATED $71,769.63 PRICE INCLUDED IN TOTAL

1.00 EACH **CAB SHIELD**

CAB SHIELD - CUSTOM FABRICATED FOR SPECIFIED TRUCK AND BODY.
CONFIGURED AS FOLLOWS:

*MATERIAL IS TO BE 201 STAINLESS STEEL.
*PAN WIDTH- 15".
*WIDTH- DETERMINED.
*HEIGHT TO BE DETERMINED TO BOTTOM OF PAN.
*4 REAR FACING OBLONG LIGHT HOLES.
*1 SIDE FACING OBLONG LIGHT HOLE IN EACH SIDE FACING OUT.
*STAINLESS STEEL TO BE ELECTROCHEMICALLY CLEANED AND PASSIVATED.
**LIGHTING CODE: 41112

1.00 EACH **DUMP BODY**

Continued

BONNELL INDUSTRIES INC
TRUCK & ROAD EQUIPMENT
Sourcewell Contract Number: 062222-BNL

1385 Franklin Grove Rd
Dixon, IL 61021
815-284-3819 * 815-284-8815 Fax
800-851-9664
www.bonnell.com * info@bonnell.com

Quote

Quote Number: 0184187
Quote Date: 1/8/2026
Sourcewell ID: 68648

FINANCING AVAILABLE
ASK US FOR DETAILS

Bill To: 4592545
VILLAGE OF BUFFALO GROVE
51 RAUPP BLVD
BUFFALO GROVE, IL 60089-2138

Ship To: 01
VILLAGE OF BUFFALO GROVE
51 RAUPP BLVD
CENTRAL GARAGE
BUFFALO GROVE, IL 60089

Phone: (847) 459-2545 Fax: (847) 537-1742 apfinance@vbg.org

Phone:
Fax:

Confirm To: TYLER ANKENY

Comment:

Customer P.O.	Ship VIA	F.O.B.	Terms	Quote Expiration
	CALL CUSTOMER	DIXON	NET DUE UPON RECEIPT	3/22/2026

Ordered	Unit	Item Number
		- DURACLASS 8' 201-2B STAINLESS DUMP BODY - CROSSMEMBERLESS - DOUBLE ACTING UNDER BODY HOIST - 8" I-BEAM LONGSILLS OF CARBON STEEL - 3/16" AR450 ABRASION RESISTANT FLOOR - 18" 10 GA 201-2B STAINLESS SIDES-(SMOOTH SIDES) - 24" 10 GA 201-2B STAINLESS FRONT - 24" 10 GA 201-2B STAINLESS VERTICAL TAILGATE-(SINGLE PANEL) - 201-2B STAINLESS CORNER POST - MANUAL OPERATED TAILGATE LATCH - GREASABLE TAILGATE LINKAGE INCLUDING UPPER HINGE - STAINLESS STEEL TAILGATE LATCH LINKAGE - LABOR TO INSTALL CUSTOM CAB SHIELD - RIGID REAR RUBBER MUD FLAPS INSTALLED - (2) OBLONG LIGHT HOLE CUTOUTS IN EACH CORNER POST - CONDUIT FOR WIRING CAB SHIELD LIGHTS AND CAMERAS - PREPPED FOR NEW TAILGATE SPREADER - INTEGRAL T-GATE SHIELDS & HARDWARE FOR T-GATE PROPS - 201 SS TAPER SIDE BOARDS INSTALLED - BODY TOP BE PAINTED SINGLE STAGE ONE COLOR - BODY PAINTED TO MATCH CAB
1.00	EACH	**HYDRAULIC SYSTEM**
		- PTO: CHELSEA 210 SERIES - ADD-A-FOLD HYDRAULIC VALVE TO OPERATE: HOIST, PLOW, PREWET, AUGER, SPINNER - "FORCE" ULTRA CONTROL ARM - "FORCE" 6100 GEN5 SPREADER CONTROLLER - "FORCE" VT15 STAINLESS STEEL TANK AND LID - EATON HP171 SERIES WITH SENSOR HIGH PRESSURE FILTER - BRASS QUICK COUPLERS - CLOSED LOOP PREWET CABLE - CLOSED LOOP GRANULAR SENSOR - BONNELL CONSOLE FOR ULTRA CONTROLLER ARM
1.00	EACH	**ELECTRICAL**
		- ALL LED LIGHTING UNLESS OTHERWISE NOTED - BONNELL 6100 MINI-FUSE PROTECTION PANEL - BODY UP SWITCH WITH INDICATOR LAMP - BONNELL WIRE HARNESSES CAB ROOF LIGHTING AND ACCESSORIES

Continued

BONNELL INDUSTRIES INC
TRUCK & ROAD EQUIPMENT
Sourcewell Contract Number: 062222-BNL

1385 Franklin Grove Rd
Dixon, IL 61021
815-284-3819 * 815-284-8815 Fax
800-851-9664
www.bonnell.com * info@bonnell.com

Quote

Quote Number: 0184187
Quote Date: 1/8/2026
Sourcewell ID: 68648

FINANCING AVAILABLE
ASK US FOR DETAILS

Bill To: 4592545
VILLAGE OF BUFFALO GROVE
51 RAUPP BLVD
BUFFALO GROVE, IL 60089-2138

Ship To: 01
VILLAGE OF BUFFALO GROVE
51 RAUPP BLVD
CENTRAL GARAGE
BUFFALO GROVE, IL 60089

Phone: (847) 459-2545 Fax: (847) 537-1742 apfinance@vbg.org

Phone:
Fax:

Confirm To: TYLER ANKENY

Comment:

Customer P.O.	Ship VIA	F.O.B.	Terms	Quote Expiration
	CALL CUSTOMER	DIXON	NET DUE UPON RECEIPT	3/22/2026

Ordered	Unit	Item Number
		- WHELEN 54" LEGACY DUO AMBER GREEN LIGHT BAR AS FOLLOWS: * FOUR CORNER FLASHERS * 4 FRONT FACING FLASHERS * 2 FRONT FACING SCENE LIGHTS BODY LIGHTING - ONE PAIR REAR FACING OBLONG STT ON CABSHIELD - ONE PAIR REAR FACING OBLONG AMBER/GREEN FLASHERS ON CABSHIELD - ONE PAIR 500 SERIES STT IN REAR POSTS - ONE PAIR 500 SERIES AMBER/GREEN FLASHERS IN REAR POSTS - MARKER LIGHTS PER FMVSS STANDARDS REAR HITCH AND CHASSIS LIGHTING - ONE PAIR WHELEN 60BTT STT LIGHTS ON REAR HITCH - ONE CENTER WHE-60C00WCR BACKUP LIGHT ON REAR HITCH - PM-290C LICENSE PLATE LIGHT ON REAR HITCH - ICC THREE LIGHT CLUSTER ON REAR HINGE OF BODY - VEL-697112 BACK UP ALARM ON REAR HITCH OR FRAME EQUIPMENT WORK LIGHTS AND FLASHERS - ABL WORK LIGHT MOUNTED OUTSIDE CORNER POST ON DRIVERS SIDE AIMED AT SPINNER - ABL WORK LIGHT MOUNTED OUTSIDE CORNER POST ON CURB SIDE AIMED REARWARD - LIGHTS ON SEPARATE SWITCHES TWO CAMERA SYSTEM - 1ST CAMERA MOUNTED ON L/H CORNER POST-AIM @ SPREADER - 2ND CAMERA MOUNTED ON CAB SHIELD-AIMED INTO BOX - 3RD CAMERA MOUNTED ON R/H CORNER POST FOR REVERSE - CAMERA SYSTEM TO USE FORCE AMERICA DISPLAY
1.00	EACH	**REAR HITCH** CONFIGURED AS FOLLOWS: YES - REAR HITCH TYPE: 1-TON: REC TUBE & WHE600 LITES - 1/2" CARBON STEEL PLATE - STD PINTLE MTG HEIGHT - 2.5" RECEIVER TUBE WITH K300 ON 2.5" MULTI-HOLE INSERT - TRAILER PLUG: 7 FLAT PIN RV STYLE

Continued

BONNELL INDUSTRIES INC
TRUCK & ROAD EQUIPMENT
Sourcewell Contract Number: 062222-BNL

1385 Franklin Grove Rd
Dixon, IL 61021
815-284-3819 * 815-284-8815 Fax
800-851-9664
www.bonnell.com * info@bonnell.com

Quote

Quote Number: 0184187
Quote Date: 1/8/2026
Sourcewell ID: 68648

FINANCING AVAILABLE
ASK US FOR DETAILS

Bill To: 4592545
VILLAGE OF BUFFALO GROVE
51 RAUPP BLVD
BUFFALO GROVE, IL 60089-2138

Ship To: 01
VILLAGE OF BUFFALO GROVE
51 RAUPP BLVD
CENTRAL GARAGE
BUFFALO GROVE, IL 60089

Phone: (847) 459-2545 Fax: (847) 537-1742 apfinance@vbg.org

Phone:
Fax:

Confirm To: TYLER ANKENY

Comment:

Customer P.O.	Ship VIA	F.O.B.	Terms	Quote Expiration
	CALL CUSTOMER	DIXON	NET DUE UPON RECEIPT	3/22/2026

Ordered	Unit	Item Number
1.00	EACH	**PREWET SYSTEM** BONNELL CONFIGURED PREWET SYSTEM CONFIGURED AS FOLLOWS: YES - PREWET SYSTEM CONFIGURED AS FOLLOWS:
1.00	EACH	**BC-80SS-1-150** Behind the Cab Prewet System with one 80 Gallon Stainless Tank, Stainless Steel Tank Brackets, and 1-1/2in Plumbing.
1.00	EACH	**L10120** Hydraulic Prewet Pump in a Stainless Enclosure to Operate a Closed Loop System. Includes an IP68 Wire Connection for Feedback Signal.
1.00	EACH	**L10320** 1-1/2in Cross Fill Kit (in addtion to standard Plumbing Kit) Installed.
1.00	EACH	**L10327** Automatic 3-Way Valve in lieu of in line check valve. (Used on 6100 controllers only) Installed.
1.00	EACH	**UT SPREADER** - UNDER TAILGATE SPREADER PAINTED MATCH THE CHASSIS CAB--WHITE, CONFIGURED AS FOLLOWS:
1.00	EACH	**BT-696-DD-AS** SPREADER, BT-696-DD-AS, DIRECT DRIVE, 6" AUGER, STD MOTOR -UNDERTAILGATE SPREADER -6" AUGER X 96" WIDE -STAINLESS STEEL CONSTRUCTION -STANDARD 24" OFFSET DROP -DIRECT DRIVE -INCLUDES 18" POLY SPINNER ASSEMBLY -INCLUDES 24" TAILGATE SHIELDS -QUICK MOUNT KIT -SAFETY INTERLOCK
1.00	EACH	**U10195** Bullet Pin Style Mounting Hardware
1.00	EACH	**U10200** Single Spinner Assembly Mounted At Standard Drop Port. (Standard On All Spreaders). 18" Poly Spinner with 2.8 Cubic Inch Spinner Motor
1.00	EACH	**U10311** Short Hose Kit for Bonnell Installations. Comes With Two Spinner Hoses, Two Drive Hoses, And Quick Disconnects.

Continued

BONNELL INDUSTRIES INC
TRUCK & ROAD EQUIPMENT
Sourcewell Contract Number: 062222-BNL

1385 Franklin Grove Rd
Dixon, IL 61021
815-284-3819 * 815-284-8815 Fax
800-851-9664
www.bonnell.com * info@bonnell.com

Quote

Quote Number: 0184187
Quote Date: 1/8/2026
Sourcewell ID: 68648

FINANCING AVAILABLE
ASK US FOR DETAILS

Bill To: 4592545
VILLAGE OF BUFFALO GROVE
51 RAUPP BLVD
BUFFALO GROVE, IL 60089-2138

Ship To: 01
VILLAGE OF BUFFALO GROVE
51 RAUPP BLVD
CENTRAL GARAGE
BUFFALO GROVE, IL 60089

Phone: (847) 459-2545 Fax: (847) 537-1742 apfinance@vbg.org

Phone:
Fax:

Confirm To: TYLER ANKENY

Comment:

Customer P.O.	Ship VIA	F.O.B.	Terms	Quote Expiration
	CALL CUSTOMER	DIXON	NET DUE UPON RECEIPT	3/22/2026

Ordered	Unit	Item Number
1.00	EACH	**U10312** Brass Quick Couplers ILO Steel
1.00	EACH	**U10330** Light Bar With Stop, Turn, Tail, Backup, And 3 Light Cluster.
1.00	EACH	**U10369** Custom Tailgate Prop/Shield Combo Installed. (Must have dump body to build and install these)
1.00	EACH	**U10390** 72" Spray Bar Installed In Spreader Body
1.00	EACH	**U10400** Paint Stainless Steel Spreader Custom Color.
1.00	EACH	**WESTERN PLOW**
1.00	EACH	**WES-29047** ADAPTER
1.00	EACH	**WES-29070-1** 3 PORT DRL LIGHTING MODULE
1.00	EACH	**WES-31271** ULTRAMOUNT MOUNT, 2020 FORD F-350 DRW, DIESEL PICKUPS AND F-450 PICKUPS
1.00	EACH	**WES-35500** FLEET FLEX HAND HELD CONTROLLER
1.00	EACH	**WES-72525** NIGHTHAWK LED HEADLIGHT KIT
1.00	EACH	**WES-74961** 9' PRO PLUS HD CARBIDE
1.00	EACH	**WES-76910-4** BIG BOX ASSY PRO PLUS HD CENTRAL HYDRAULICS H9/H11

BONNELL INDUSTRIES INC
TRUCK & ROAD EQUIPMENT
Sourcewell Contract Number: 062222-BNL

1385 Franklin Grove Rd
Dixon, IL 61021
815-284-3819 * 815-284-8815 Fax
800-851-9664
www.bonnell.com * info@bonnell.com

Quote

Quote Number: 0184187
Quote Date: 1/8/2026
Sourcewell ID: 68648

FINANCING AVAILABLE
ASK US FOR DETAILS

Bill To: 4592545
VILLAGE OF BUFFALO GROVE
51 RAUPP BLVD
BUFFALO GROVE, IL 60089-2138

Ship To: 01
VILLAGE OF BUFFALO GROVE
51 RAUPP BLVD
CENTRAL GARAGE
BUFFALO GROVE, IL 60089

Phone: (847) 459-2545 Fax: (847) 537-1742 apfinance@vbg.org

Phone:
Fax:

Confirm To: TYLER ANKENY

Comment:

Customer P.O.	Ship VIA	F.O.B.	Terms	Quote Expiration
	CALL CUSTOMER	DIXON	NET DUE UPON RECEIPT	3/22/2026

Ordered	Unit	Item Number
1.00	EACH	**WES-76920** BLADE ASSY 10' PRO PLUS HD
1.00	EACH	**WES-80295** PRO PLUS HD CE / CURB KIT
1.00	EACH	**WES-82007** CUP HOLDER MOUNT
1.00	EACH	**WES-85973-2** PLUG IN HARNESS
1.00	EACH	**WES-FLAP KIT** RUBBER FLAP KIT, WESTERN PLOWS, UP TO 10'
1.00	EACH	**CONTAINMENT BODY** CONFIGURED AS FOLLOWS: YES CONTAINMENT BODY PAINTED SINGLE STAGE ONE COLOR
1.00	EACH	**CB50103** Front Debris Deflector Installed
1.00	EACH	**CB50112** Chipper Cap Installation onto Body
1.00	EACH	**CB50122** Paint Containment Box Single Stage One Color (Does not apply to Red) Must Supply Paint Code
1.00	EACH	**TCC8SS** TITAN CHIPPER CAP: STANDARD FEATURES INCLUDE: SLOPED SIDES AND FRONT PROVIDE STYLED LOOK THAT DOES NOT ALLOW MATERIAL TO BUILD UP IN FLAT AREAS. CUSTOM FIT TO YOUR DUMP BODY. (DATA SHEET MUST BE FILLED OUT FOR CUSTOM FIT) THE CAP WILL BOLT IN PLACE USING BOARD POCKETS. CONSTRUCTED OUT OF 10-GAUGE STAINLESS STEEL (SIDES AND FRONT). WITH ANGLED PLASMA CUT VENTS. TOP LIFTING EYES FOR EASY INSTALLATION WITH AN OVERHEAD CRANE. TUBULAR FRAME AROUND THE REAR OPENING. THIS PRICE DOES NOT INCLUDE INSTALLATION ON BODY.

Continued

BONNELL INDUSTRIES INC
TRUCK & ROAD EQUIPMENT
Sourcewell Contract Number: 062222-BNL

1385 Franklin Grove Rd
Dixon, IL 61021
815-284-3819 * 815-284-8815 Fax
800-851-9664
www.bonnell.com * info@bonnell.com

Quote

Quote Number: 0184187
Quote Date: 1/8/2026
Sourcewell ID: 68648

FINANCING AVAILABLE
ASK US FOR DETAILS

Bill To: 4592545
VILLAGE OF BUFFALO GROVE
51 RAUPP BLVD
BUFFALO GROVE, IL 60089-2138

Ship To: 01
VILLAGE OF BUFFALO GROVE
51 RAUPP BLVD
CENTRAL GARAGE
BUFFALO GROVE, IL 60089

Phone: (847) 459-2545 Fax: (847) 537-1742 apfinance@vbg.org

Phone:
Fax:

Confirm To: TYLER ANKENY

Comment:

Customer P.O.	Ship VIA	F.O.B.	Terms	Quote Expiration
	CALL CUSTOMER	DIXON	NET DUE UPON RECEIPT	3/22/2026

Ordered	Unit	Item Number
1.00	EACH	**CUSTOMIZATION-MFG** ADDITION OF FORK POCKETS TO TOP OF ROOF. "FULL LENGTH" FORMED "TUBES" WELDED TO THE ROOF PANEL **/LICENSE FEE** LICENSE PLATE FEES **/PROCESSING** PROCESSING FEE **/TITLE** TITLE PROCESSING
1.00	EACH	**/SOURCEWELL SOURCE GOODS ADJ** ALL ITEMS LISTED BELOW ARE OPEN PURCHASED REQUESTS (SOURCED GOODS) BY THE CUSTOMER TO ADD TOO,DELETE OR REPLACE ITEMS ON #155873 ONE TON CLASS "ULTIMATE LEVEL" SNOW FIGHTER PACKAGE $106,223.51 - 2026 FORD F-600 XLT CAB AND CHASSIS WITH 60"CA --PAINTED WHITE - WHELEN 54" LEGACY "DUO" LED AMBER / GREEN LIGHT BAR ILO FOUR FRONT FACING CAB SHIELD FLASHER LIGHTS - WHELEN 500 SERIES LIGHTING PACKAGE ILO STANDARD LIGHTING PACKAGE - 10' WESTERN PRO PLUS HD SNOW PLOW ILO A HFF-U SNOW PLOW HITCH AND A 10ST31M4 10" UTILITY SNOW PLOW - CARBIDE SNOW PLOW CUTTING EDGE ILO STANDARD CARBON STEEL SNOW PLOW CUTTING EDGE - BT-696-DD-AS STAINLESS TAILGATE SPREADER PAINTED WHITE ILO NON PAINTED - 8' STAINLESS STEEL CHIPPER CAP--OUTSIDE PAINTED WHITE - 80 GALLON RPEWET ILO 35 GALLON PREWET

BONNELL INDUSTRIES INC
TRUCK & ROAD EQUIPMENT
Sourcewell Contract Number: 062222-BNL

1385 Franklin Grove Rd
Dixon, IL 61021
815-284-3819 * 815-284-8815 Fax
800-851-9664
www.bonnell.com * info@bonnell.com

Quote

Quote Number: 0184187
Quote Date: 1/8/2026
Sourcewell ID: 68648

FINANCING AVAILABLE
ASK US FOR DETAILS

Bill To: 4592545
VILLAGE OF BUFFALO GROVE
51 RAUPP BLVD
BUFFALO GROVE, IL 60089-2138

Ship To: 01
VILLAGE OF BUFFALO GROVE
51 RAUPP BLVD
CENTRAL GARAGE
BUFFALO GROVE, IL 60089

Phone: (847) 459-2545 Fax: (847) 537-1742 apfinance@vbg.org

Phone:
Fax:

Confirm To: TYLER ANKENY

Comment:

Customer P.O.	Ship VIA	F.O.B.	Terms	Quote Expiration
	CALL CUSTOMER	DIXON	NET DUE UPON RECEIPT	3/22/2026

Ordered	Unit	Item Number

SIGNING THIS QUOTE CONSTITUTES YOUR ACCEPTANCE AND AGREEMENT TO THE FOLLOWING:

- **DUE TO THE CLIMATE OF CURRENT MARKET CONDITIONS FINAL INVOICE PRICE MAY VARY FROM ORIGINAL QUOTE PRICE.**
- **NO PRODUCT/SPEC. CHANGES MAY BE MADE AFTER THE DATE OF SIGNATURE. ANY CHANGES REQUESTED AFTER THE DATE OF SIGNATURE WILL BE QUOTED SEPARATELY AND, IF APPLICABLE, WILL BE COMPLETED ON A SEPARATELY SCHEDULED TIME FRAME.**
- **15% RESTOCKING FEE ON RETURNED ITEMS. NO RETURNS ON ELECTRICAL ITEMS**
- **THIS QUOTE IS VALID FOR 30 DAYS. ALL QUOTES OVER 30 DAYS OLD ARE SUBJECT TO CHANGE AND REQUIRE A REQUOTE PRIOR TO ACCEPTANCE OF A PURCHASE ORDER.**

Net Order:	206,784.81
Less Discount:	0.00
Freight:	0.00
Sales Tax:	0.00
Quote Total:	206,784.81

AUTHORIZED APPROVAL CONTACT NAME (PRINTED): _____

AUTHORIZED APPROVAL CONTACT (SIGNATURE): _____

APPROVAL DATE: _____ **CUSTOMER PO NUMBER:** _____

0008 Matt Hazelwood TG

ORDINANCE 2026-xxx

AN ORDINANCE AUTHORIZING THE PURCHASE OF ONE (1) PUBLIC WORKS FLEET REPLACEMENT VEHICLE FROM BONNELL INDUSTRIES INC.

WHEREAS the Village of Buffalo Grove is a home rule unit pursuant to the Illinois Constitution of 1970; and

WHEREAS the Village is a member of the Sourcewell Purchasing Cooperative; and

WHEREAS the Village may make purchases in accordance with the Illinois Governmental Joint Purchasing Act (30 ILCS 525/0.01 et seq); and

WHEREAS the Sourcewell Purchasing Cooperative engaged in a competitive procurement process to obtain the best value for money.

NOW THEREFORE BE IT ORDAINED by the President and Board of Trustees of the Village of Buffalo Grove, Cook and Lake Counties, Illinois, as follows:

SECTION 1. The foregoing recitals are hereby adopted and incorporated and made a part of this Ordinance as if fully set forth herein.

SECTION 2. The Village Board has authorized the Village Manager to purchase one (1) 2026 Ford F-600 Dump Truck from Bonnell Industries, Inc. in an amount not to exceed $227,462.51, subject to final review and approval by the Village Attorney.

SECTION 3. If any section, paragraph, clause or provision of this Ordinance shall be held invalid, the invalidity thereof shall not affect any other provision of this Ordinance.

SECTION 4. This Ordinance shall be in full force and effect from and after its passage and approval and shall not be codified.

AYES: _____
NAYES: _____
ABSENT: _____
PASSED: _____, 2026
APPROVED: _____, 2026
PUBLISHED: _____, 2026

ATTEST: APPROVED:

_____ _____
Janet M. Sirabian, Village Clerk Eric N. Smith, Village President

smart. with heart.
50 Raupp Blvd, Buffalo Grove, IL 60089 847-459-2500 vbg.org

AGENDA ITEM SUMMARY

BUFFALO GROVE VILLAGE BOARD

Regular Meeting: March 16, 2026

AGENDA ITEM 9.g. O-2026-42
Ordinance Authorizing Execution of an Agreement with FGM Architects for Architectural and Engineering Services for Fire Station 26.

Contacts

Liaison: Trustee Richards
Staff: Lawrence Kane

Staff Recommendation

Staff recommends approval.

Recommended Motion

I move to approve an Ordinance Authorizing Execution of an Agreement with FGM Architects for Architectural and Engineering Services for Fire Station 26.

Summary

See attached memo.

Strategic Alignment

Guiding Principle

Principle 1: Financially Responsible and Sound
Principle 2: Outstanding Village Services
Principle 3: Plan and Invest in the Future
Principle 4: High Performing Village Team
Principle 7: Builds Our Community

Goal

Goal 1: Maintained effective village government: fiscally responsible and providing outstanding, responsive services
Goal 2: Enhanced, beautiful, safe and sustainable neighborhoods
Goal 3: Strengthened Buffalo Grove community identity and pride
Goal 4: Vibrant and innovative community: leading edge

File Attachments

1. Memo - 3-16-26 FGM Design Memo
2. Ordinance - FGM Phase 2 Ordinance

3. VoBG Station 26 proposal Phase 2 UPDATED - 2026.03.02

smart. with heart.
50 Raupp Blvd, Buffalo Grove, IL 60089 847-459-2500 vbg.org

MEMORANDUM

DATE: March 16, 2026

TO: Village Manager Dane Bragg

FROM: Fire Chief Lawrence Kane

SUBJECT: FGM Design Contract Fire Station 26

RECOMMENDATION

Staff recommends approval of an ordinance authorizing the Village Manager to execute an agreement with FGM Architects for architectural and design services for Fire Station 26 in an amount not to exceed 8% of the $8.5 million project cost resulting in a total of $680,000 plus a 10% Village Manager controlled contingency ($68,000) due to the GMP not being established, pending review and approval by the Village Attorney.

BACKGROUND

At the February 5, 2024 Village Board Meeting, the Village Board entered into an agreement with FGM Architects for architectural services provided to the Village of Buffalo Grove for building and remodeling projects (Ordinance O-2024-20). This Ordinance remains valid through the execution of one-year extensions. Projects included in these services include the Station 26 remodel.

The Station 26 remodel is budgeted for $8.5 million. A key component of this process is the effective design of the facility. FGM architects has been selected for this task at a rate of 8% of the project cost. FGM has agreed to meet the schedule below for the design of Station 26:

Task	Estimated Start
Begin Station 26 Documentation (6 months)	Q2 2026
Station 25 Substantial Completion	Q2 2026
Station 25 Move to New Station / Vacate Temp Station	Q3 2026
Out for Bid for Station 26	Q4 2026
Village Approval of Bids for Station 26 (min. 2 months before const.)	Q4 2026
Station 26 and FD Admin. Move into Temp. Station 26	Q4 2026
Station 26 Construction Begins	Q4 2026 / Q1 2027
Substantial Completion of Station 26 / Move In	Q4 2027

FINANCIAL IMPACT

The financial impact is $680,000 plus a Village Manager controlled 10% contingency ($68,000) for a total amount of $748,000 which was identified and planned for in the 2026 CIP Budget.

APPENDICES

a. FGM Architects Phase 2 Ordinance
b. FGM Architects Phase 2 Proposal

ORDINANCE 2026-xxx

AN ORDINANCE AUTHORIZING EXECUTION OF AN AGREEMENT WITH FGM ARCHITECTS FOR ARCHITECTURAL AND ENGINEERING SERVICES FOR FIRE STATION 26

WHEREAS the Village of Buffalo Grove is a home rule unit pursuant to the Illinois Constitution of 1970; and

WHEREAS; the Village sought out companies qualified to provide the requested services and materials; and

WHEREAS; the Village engaged in a competitive procurement process to obtain the best value for money.

NOW THEREFORE BE IT ORDAINED by the President and Board of Trustees of the Village of Buffalo Grove, Cook and Lake Counties, Illinois, as follows:

SECTION 1. The foregoing recitals are hereby adopted and incorporated and made a part of this Ordinance as if fully set forth herein.

SECTION 2. The Village Manager is authorized to execute an agreement with FGM Architects for architectural services, in an amount not to exceed $748,000 which includes the 10% Village Manager contingency of $68,000 pending review and approval by the Village Attorney.

SECTION 3. If any section, paragraph, clause or provision of this Ordinance shall be held invalid, the invalidity thereof shall not affect any other provision of this Ordinance.

SECTION 4. This Ordinance shall be in full force and effect from and after its passage and approval and shall not be codified.

AYES: _____
NAYES: _____
ABSENT: _____
PASSED: _____, 2026
APPROVED: _____, 2026
PUBLISHED: _____, 2026

ATTEST: APPROVED:

_____ _____
Janet M. Sirabian, Village Clerk Eric N. Smith, Village President

DRAFT

FGMARCHITECTS

March 2, 2026

Chris Stilling, Deputy Village Manager
Village of Buffalo Grove
Village Hall/ Police Study
50 Raupp Blvd
Buffalo Grove, Illinois 60089
Sent via email: cstilling@vbg.org
Cc: ljkane@vbg.org

Re: Fire Station No 26 Addition/ Renovation – Design & Documentation, Bidding, & Construction Administration

Dear Mr. Stilling:

Thank you for selecting FGM Architects to work with the Village on their Fire Station No 26 project. We completed the early design concepts and budgets for this project already. With known solution and defined scope, the next step is to proceed with the full project in design, documentation, bidding, and construction administration.

On the following pages, please find our understanding of our discussion we have had regarding the final phase of the project, and its components and the associated fee to complete the work.

Thank you again for giving FGMA the Village's confidence. We are extremely excited to continue working with the Village and the Fire Department. If you have any questions or need further information, feel free to contact me directly at 630.574.8714 or jasonestes@fgmarchitects.com.

Sincerely,
FGM Architects Inc.

Jason Estes, AIA
Principal

FGMARCHITECTS

Proposal for

Fire Station No 26 Addition/ Renovation – Design & Documentation, Bidding, & Construction Administration

for:

Village of Buffalo Grove – Fire Station No 26 Addition/ Renovation
1051 Highland Grove Drive
Buffalo Grove, Illinois 60089

Submitted to:

Chris Stilling, Deputy Village Manager
Village of Buffalo Grove
Village Hall/ Police Study
50 Raupp Blvd
Buffalo Grove, Illinois 60089
Sent via email: cstilling@vbg.org
Cc: ljkane@vbg.org

By:

FGM ARCHITECTS INC.
1 Westbrook Corporate Center, suite 1000
Westchester, Illinois 60154

March 2, 2026

1.0 UNDERSTANDING OF PROJECT

The Village of Buffalo Grove, hereinafter referred to as the Owner, is looking to construct an addition and renovation to their existing Fire Station No 26. The Phase 1 design project is complete, and this proposal is to bring Fire Station 26 through design documentation, bidding, and construction administration.

1.1 The design work will be performed in 2026 for the facility and construction work will be performed in 2026/2027. Invitation to bid intended to be published by end of January 2027.

1.2 The Owner is utilizing a Construction Manager as Constructor delivery method.

1.3 It is intended that the staff of Station 26 will be relocated to the temporary fire station at the old public works facility, and that the entire Station 26 will be available for construction, resulting in no phased solutions.

1.4 The initial project programming and budget estimate was developed within Phase 1. The initial budget estimates Construction Costs is between $8 & $8.5 million.

1.5 The inclusion of the Addition to the bays is desired, but may not be fully implemented. Therefore FGMA has included full design into this proposal. It is anticipated that it will be a bid alternate that can be carried through bidding. The proposed fee will accommodate services. If the Village chooses to carry forward, no fee modification would be required. If the addition is removed at any time, fee would be prorated for that scope to the point of rejection.

2.0 SCOPE OF ARCHITECT'S SERVICES

FGM Architects, Inc., hereinafter referred to as FGMA or Architect, shall provide the following professional services for the project:

2.1 Design Services

- 2.1.1 Based upon information gathered in the original Phase 1 project, FGMA will develop:
  - .1 Schematic Plans for the station.
  - .2 Exterior Elevations for station, if applicable
  - .3 Written description of architectural, structural, and MEP&FP systems
- 2.1.2 Schedules, Goals, and Issues: Assist Owner to establish overview goals that will provide direction through the course of the Project.
- 2.1.3 Determine Participants' Roles and Information Needs: Determine the roles, relationships and responsibilities of the Owner, FGMA and others as required during the Project. Expectations in terms of scheduled deliverables by each party will be clarified to ensure a successful project.
- 2.1.4 Review Owner's existing Project Site information and provide project topographic survey and/or soil borings as required.
- 2.1.5 Review/refine Schematic Design Drawings (Site Plan, Floor Plan, Elevations and Perspectives) graphically defining design intent for the Project.
- 2.1.6 Assist Owner to secure Project approval(s) from local governmental officials.
- 2.1.7 Present final design to the Owner before obtaining written approval to proceed with the next Phase.

2.2 Design Development Services

2.2.1 Based on the approved schematic design and any adjustments authorized by the Owner regarding the program; FGMA shall prepare Design Development Phase Documents consisting of drawings and other documents to fix and describe the size and character of the Scope of Work assigned to FGMA.

2.2.2 Site and floor plans, building elevations, interior elevations, and other design features will be further developed.

2.2.3 Mechanical, electrical, and plumbing, and structural drawings will be initiated to identify systems and overall scope of work required.

2.2.4 Exterior and interior design work will include signage, building materials/finishes, and colors.

2.2.5 The Design Development Documents shall also include outline specifications that identify major materials and systems and establish, in general, their quality levels.

2.2.6 The project will be reviewed with the Villages' Development Review Team. If there are any items that are requested beyond the scope of this project, they will be discussed with the project team prior to incorporation.

2.2.7 The Owner is choosing the project delivery as CMaR, therefore it is recommended that the Owner's construction manager update their budgets upon completion of the design development phase to confirm that the project is following the Owner's intended direction.

2.2.8 Additional Services that may be required and are not included in the proposed fee or services.

.1 Environmental Studies (soil borings – previously completed, ACM, lead, etc.).

2.2.9 All work in this phase will be reviewed with the Owner prior to proceeding into the construction document phase of work.

2.3 Construction Drawings Services

2.3.1 Upon approval of the design development phase, FGMA shall prepare Construction Documents for the Project. The Construction Documents shall consist of drawings and specifications as required to secure necessary building and site permits, procure bids, and build the project.

2.3.2 FGMA has included landscaping, structural, mechanical, electrical, plumbing and fire protection engineering consulting services as part of our scope of services.

2.3.3 The bidding requirements, including bid advertisement, general conditions, contract, and bid forms will be developed with input and direction from the Owner.

2.3.4 All work in this phase will be reviewed with the Owner.

2.3.5 FGMA will submit all documentation to the local jurisdiction having authority in order

2.3.6 FGMA shall assist the Owner in filing the required documents for approval of municipal authorities having jurisdiction over the project.

2.4 Bidding and Negotiation Services

2.4.1 FGMA shall assist the Owner and Construction Manager in soliciting bids from

Contractors.

2.4.2 FGMA will respond to questions and provide clarifications to bidders, and issue Addenda.

2.4.3 Assist Construction Manager in conducting a Pre-Bid Meeting.

2.4.4 Participate in the Bid Opening Meeting.

2.4.5 Assist Construction Manager review bids for compliance to Contract Documents and conduct reference reviews.

2.4.6 Assist Construction Manager to provide a letter of recommendation for lowest responsive and responsible bidders.

2.4.7 Assist Construction Manager to prepare Construction Contracts for Owner's legal review.

2.5 Construction Administration Services

2.5.1 FGMA shall provide construction administration services, including administration of contracts, submittal reviews, on-site observation visits, Owner/Architect/Contractor meetings, and punch list preparation.

2.5.2 FGMA will conduct a pre-construction meeting with the Owner and Contractor.

2.5.3 We have included (1) OAC/site visit every (2) weeks to monitor Construction Phase activities for general conformance with Construction. Based upon a construction period of 12 months.

2.5.4 Prepare Punch-List and related follow-up of same. We have included (2) meetings for preparation of punch-list and one punch-list follow up meeting.

2.6 Services that are not included in our proposed include the following items:

.1 Environmental Site Studies

.2 Special site surveys for endangered species, historical significance, etc. beyond initial consultation.

.3 Hazardous Material Remediation.

.4 Material testing services during construction, to be coordinated with GC/CM

.5 Building Commissioning

.6 LEED Consulting Services

.7 Furniture Design, but FGMA can offer or include if requested.

.8 Printing of project documents for bidding purposes, reimbursable

.9 Printing for any Village Government approval/ review, reimbursable

.10 Printing of milestone progress sets made for Owner and regulatory agencies, reimbursable.

.11 Design of alerting systems, security systems, and telephone systems

2.7 Consultants

2.7.1 FGMA has included landscape, structural, mechanical, plumbing and electrical engineering consultants as part of this proposal to be compensated for as indicated below. Interior Architecture will be performed in house by FGMA. Material testing and hazardous waste engineering are not included in our proposal but will be coordinated by FGMA on the Owner's behalf/ request.

3.0 ARCHITECT'S COMPENSATION

The Owner shall compensate FGM Architects, Inc. for professional Architectural-Engineering services rendered in connection with this project under this proposal as follows:

3.1 For all professional services as described in Paragraph 2.0, FGMA shall be compensated on a percentage basis, at 8.0% of the Cost of Work of the Project including Reimbursable Expenses. Travel to your project, phone, & fax are included within this fee. Exhibit B includes details regarding the Cost of Work.

3.2 Compensation shall be distributed to each Phase based on the following percentages:

Schematic Design Phase	10% of total compensation	Original Construction Budget
Design Development Phase	25% of total compensation	CM Construction Cost Estimate
Construction Document Phase	40% of total compensation	Updated CM Construction Cost Estimate
Bidding and Negotiation Phase	05% of total compensation	Updated CM Construction Cost Estimate
Construction Phase	20% of total compensation	Actual Construction Cost

3.3 For any Additional Services authorized by the Owner beyond the scope of this Proposal including but not limited to: additional reports and/or documentation, presentations or coordination with any outside agencies, FGMA shall be compensated on the basis of the hourly rates described in the attached Hourly Rate Schedule for the professional and technical employees engaged on the Project plus Reimbursable Expenses.

3.4 If specialty consultants are required, FGMA shall be reimbursed for consultant expenses in connection with the Project, invoiced to Owner

3.5 Payments shall be made by the Department to FGM Architects, Inc. upon receipt of invoice. Payments shall be made in accordance with the Illinois Prompt Payment Act.

3.6 Non-payment of invoices shall constitute grounds for discontinuing service.

3.7 The terms of this Proposal are based upon services commencing within 60 days.

4.0 FORM OF AGREEMENT

It is our understanding that this proposal would fall under the Master Agreement between FGM Architects, Inc. and the Village of Buffalo Grove. In order to document and authorize authorization of this scope to the Master Agreement, we have provided signatory authorization below. If this proposal is acceptable, please sign and return it for record. Any conflict between the terms and conditions of the proposal and the Master Agreement signed on February 9, 2024 the Master Agreement shall prevail, and the recent 2026 VoBG/FGMA Contract extension from the Village of Buffalo Grove dated November 20,2025.

We appreciate this opportunity to be of service to the Village of Buffalo Grove.

Agreed and Accepted

Village of Buffalo Grove	**FGM Architects, Inc.**
By:_____	By:_____
Title:_____	Title: Jason Estes, AIA - Principal
Date:_____	Date: 2MAR2026

FGMARCHITECTS

HOURLY RATE SCHEDULE
Effective February 1, 2026*

Where the fee arrangements are to be on an hourly basis, the rates shall be those that prevail at the time services are rendered. Current rates are as follows:

FGM Architects	
Principal (Board of Directors)	$320.00
Arch IV	$275.00
Arch III	$240.00
Arch II	$200.00
Arch I	$160.00
Interior Designer IV	$270.00
Interior Designer III	$220.00
Interior Designer II	$170.00
Interior Designer I	$140.00
Project Administrator	$150.00

**Rates are subject to adjustment each November 1st.*

AGENDA ITEM SUMMARY

BUFFALO GROVE VILLAGE BOARD

Regular Meeting: March 16, 2026

AGENDA ITEM 9.h. O-2026-43

Ordinance Authorizing the Purchase of Two (2) 2027 Peterbilt 458 Trucks Through JX Truck Center & the Purchase of Two (2) Snowfighter Upfit Packages from Bonnell Industries.

Contacts

Liaison: Trustee Cesario
Staff: Chris Krase

Staff Recommendation

Staff recommends approval.

Recommended Motion

I move to approve an ordinance authorizing the purchase of two (2) 2027 Peterbilt 548 Trucks through JX Truck Center for an amount not to exceed $320,903.46 as well as two (2) Snowfighter Upfit Packages from Bonnell Industries, Inc. in an amount not to exceed $462,470.51. The combined not to exceed amount for both purchases is $783,373.97., subject to final review and approval by the Village Attorney.

Summary

See attached memo

Strategic Alignment

Guiding Principle

Principle 1: Financially Responsible and Sound

Goal

Goal 1: Maintained effective village government: fiscally responsible and providing outstanding, responsive services

File Attachments

1. Memo-Fleet Vehicle Replacement Public Works Units 411 & 417 2.27.26
2. DRAFT Ordinance - Fleet Vehicle Replacement Public Works Units 411 & 417 2026
3. JX Truck Center - Combined Quote both units
4. Unit 411 Bonnell Snowfighter Quote
5. Unit 417 Bonnell Snowfighter Quote

smart. with heart.
50 Raupp Blvd, Buffalo Grove, IL 60089 847-459-2500 vbg.org

MEMORANDUM

DATE:	February 27, 2026
TO:	Dane Bragg Village Manager
FROM:	Chris Krase Deputy Director of Public Works & Bryan Beitzel Superintendent of Public Works
SUBJECT:	Public Works Fleet Replacement Vehicle 2026

RECOMMENDATION

Staff recommends the Village Board authorize the Village Manager to purchase two (2) 2027 Peterbilt 548 plow trucks from JX Truck Center, through the Sourcewell purchasing cooperative contract #032824-PMC in accordance with the Illinois Joint Purchasing Act (30 ILS 525/0.01 et seq.), for a total not to exceed amount of $320,903.46, subject to final review and approval by the Village Attorney. Due to the cost associated with this purchase and extended delivery date, staff recommends a contingency fund be created and controlled by the Village Manager in the amount of $29,173.04 (10% of the quoted cost for both vehicles). Public Works staff will consult with the village manager prior to exceeding the quoted price of $291,730.42 ($145,586.52 per vehicle).

Additionally, staff recommends the Village Board authorize the Village Manager to purchase two (2) Snow Fighter upfit packages for these trucks from Bonnell Industries, through the Sourcewell purchasing cooperative contract #155877 in accordance with the Illinois Joint Purchasing Act (30 ILS 525/0.01 et seq.), for a total not to exceed amount of $462,470.51, subject to final review and approval by the Village Attorney. Again, due to the cost associated with this purchase and extended delivery date, staff recommends a contingency fund be created and controlled by the Village Manager in the amount of $42,042.77 (10% of the quoted cost for both vehicle upfits). Public Works staff will consult with the village manager prior to exceeding the quoted price of $420,427.74 ($210,213.87 per vehicle Upfit)

The combined not to exceed price for Trucks 411 & 417 plow truck builds is $783,373.97.

($391,686.99 per unit)

BACKGROUND

Units 411 and 417 are both 2011 International 7400 series Plow/Dump trucks that have been in service as primary plow vehicles for 14 years. Unit 411 has 32,337 miles on the odometer, and Unit 417 has 30,528 miles on the odometer. These units each have a budgeted replacement cost of $400,00.00 ($800,000.00 total) split evenly between fiscal years 2026 and 2027. These units will be procured through the Sourcewell purchasing cooperative group, utilizing separate available contracts for the chassis and the snowfighter package upfits. These units are fully funded in the capital reserve and the old units will be sold for asset recovery.

Both of these units will be fitted with front nose plows, wing plows, salt and liquid material spreaders and all necessary systems including controls.

BREAKDOWN OF COSTS

Description	Quoted Price	10% Contingency	Not To Exceed Price
Unit 411 Truck Chassis JX Truck center (Sourcewell Contract # 032824-PMC)	$145,865.21	$14,586.52	$160,451.73
Unit 417 Truck Chassis JX Truck center (Sourcewell Contract # 032824-PMC)	$145,865.21	$14,586.52	$160,451.73
Total JX Truck Center	**$291,730.42**	**$29,173.04**	**$320,903.46**
Unit 411 Upfit Bonnell Industries (Sourcewell Contract # 155877)	$210,213.87	$21,021.39	$231,235.26
Unit 411 Upfit Bonnell Industries (Sourcewell Contract # 155877)	$210,213.87	$21,021.39	$231,235.26
Total Bonnell Upfit	**420,427.74**	**$42,042.77**	**$462,470.51**

ORDINANCE 2026-xxx

AN ORDINANCE AUTHORIZING THE PURCHASE OF TWO (2) 2027 PETERBILT 548 TRUCKS THROUGH JX TRUCK CENTER & THE PURCHASE OF TWO (2) SNOWFIGHTER UPFIT PACKAGES FROM BONNELL INDUSTRIES

WHEREAS the Village of Buffalo Grove is a home rule unit pursuant to the Illinois Constitution of 1970; and

WHEREAS the Village is a member of the Sourcewell Purchasing Cooperative; and

WHEREAS the Village may make purchases in accordance with the Illinois Governmental Joint Purchasing Act (30 ILCS 525/0.01 et seq); and

WHEREAS the Sourcewell Purchasing Cooperative engaged in a competitive procurement process to obtain the best value for money to purchase two (2) 2027 Peterbilt 548 Trucks through JX Truck Center for an amount not to exceed $320,903.46 as well as two (2) Snowfighter Upfit Packages from Bonnell Industries, Inc. in an amount not to exceed $462,470.51; and

WHEREAS, it is in the best interest of the Village to purchase the vehicles to serve Village residents

NOW THEREFORE BE IT ORDAINED by the President and Board of Trustees of the Village of Buffalo Grove, Cook and Lake Counties, Illinois, as follows:

SECTION 1. The foregoing recitals are hereby adopted and incorporated and made a part of this Ordinance as if fully set forth herein.

SECTION 2. The Village Board approves the purchase and authorizes the Village Manager execute all documents necessary to purchase two (2) 2027 Peterbilt 548 Trucks through JX Truck Center for an amount not to exceed $320,903.46 as well as two (2) Snowfighter Upfit Packages from Bonnell Industries, Inc. in an amount not to exceed $462,470.51. The combined not to exceed amount for both purchases is $783,373.97., subject to final review and approval by the Village Attorney.

SECTION 3. If any section, paragraph, clause or provision of this Ordinance shall be held invalid, the invalidity thereof shall not affect any other provision of this Ordinance.

SECTION 4. This Ordinance shall be in full force and effect from and after its passage and approval and shall not be codified.

AYES: _____
NAYES: _____
ABSENT: _____
PASSED: _____, 2026
APPROVED: _____, 2026
PUBLISHED: _____, 2026

DRAFT

ATTEST:

Janet M. Sirabian, Village Clerk

APPROVED:

Eric N. Smith, Village President

DRAFT

QUOTE

Peterbilt of Wisconsin, Inc. dba JX Truck Center
42400 Hwy 41
Wadsworth IL 60083
(262) 709-3347

Date: 02/27/2026
Quote #: DE-13106
Type: Cash
Salesperson: Todd Peterson
PO #:

VILLAGE OF BUFFALO GROVE

BUFFALO GROVE Il 60089
P:(224) 275-0421

Stock#: 548 S/A	**VIN:548 snowplow chas**	**2027 PETERBILT 548**	**Price:**	**$139,501.51**
		Peterbilt Base 5 unlimited		$3,059.00
		Engine warranty 5/100K PP1		$2,190.00
		Aftertreatment 5/100K		$1,115.00
			Per Unit:	**$145,865.51**

Stock#: 548 S/A	**VIN:548 snowplow chas**	**2027 PETERBILT 548**	**Price:**	**$139,501.51**
		Aftertreatment 5/100K		$1,115.00
		Engine warranty 5/100K PP1		$2,190.00
		Peterbilt Base 5 unlimited		$3,059.00
			Per Unit:	**$145,865.51**

Total Price	**$291,731.02**
Documentation Fee	$367.00
Total	**$292,098.02**

The quote is for the 2027 Peterbilt 548 single axle snowplow chassis. The customer agrees to pay for the chassis upon delivery to the Village of Buffalo Grove.
Sourcewell Contract #032824-PMC

Village of Buffalo Grove will receive the factory MSO upon payment and will be responsible for doing their own titling and plating.

BONNELL INDUSTRIES INC
TRUCK & ROAD EQUIPMENT
Sourcewell Contract Number: 062222-BNL

1385 Franklin Grove Rd
Dixon, IL 61021
815-284-3819 * 815-284-8815 Fax
800-851-9664
www.bonnell.com * info@bonnell.com

Quote

Quote Number: 0194553
Quote Date: 2/10/2026
Sourcewell ID: 68648

FINANCING AVAILABLE
ASK US FOR DETAILS

Bill To: 4592545
VILLAGE OF BUFFALO GROVE
51 RAUPP BLVD
BUFFALO GROVE, IL 60089-2138

Ship To: 01
VILLAGE OF BUFFALO GROVE
1650 LEIDER LANE
BUFFALO GROVE, IL 60089

Phone: (847) 459-2545 Fax: (847) 537-1742 apfinance@vbg.org

Phone:
Fax:

Confirm To: TYLER ANKNEY Comment:

Customer P.O.	Ship VIA	F.O.B.	Terms	Quote Expiration
			Net 30 Days	3/22/2026

Ordered	Unit	Item Number
1.00	EACH	**TRUCK PACKAGE**

SOURCEWELL # 155877 COMPLETE SNOW FIGHTER PACKAGE "ULTIMATE LEVEL"
SINGLE AXLE CLASS, SOURCEWELL PACKAGE PRICE IS $144,650.80

CUSTOMER IS RESPONSIBLE FOR TITLE & LICENSE PROCESSING
APPLICATION: ONE NEW UNKNOWN SINGLE AXLE CLASS 7 SNOW AND ICE TRUCK WITH AN 85" CAB TO AXLE MEASUREMENT. AUTOMATIC TRANSMISSION WITH LIVE PTO PROVISIONS, FACTORY SNOW PLOW PREP PACKAGE, FACTORY GROUND SPEED CONNECTION POINT.
FACTORY FRAME EXTENSIONS ARE REQUIRED.

INCLUDES INSTALLATION OF THE FOLLOWING EQUIPMENT:

- COMMANDER BODY
- CAB SHIELD INSTALLED ON BODY
- ELECTRIC TARP SYSTEM
- HYDRAULIC SYSTEM
- ELECTRICAL & LIGHTING
- CONSOLE AND CONTROLS
- REAR TOWING HITCH
- PLOW HITCH
- SNOW PLOW
- WING, (FRONT MOUNTED PATROL)
- UNDER TAILGATE SPEADER
- PREWET SYSTEM, (MOUNTED ON COMMANDER BODY)

THE FOLLOWING ADDTIONAL ITEMS ARE INCLUDED:

- VIBRATOR INSTALLED (NEW VIBRATOR)
- POLY FULL COVER FENDERS MANUFACTURED BY MINIMIZER
- FENDER BRACKET MAT'L: STAINLESS
- RELOCATE BATTERY BOXES
- RELOCATE AIR TANKS
- RELOCATE DEF TANK
- FRAME COATING, (BLACK PPG AMERSHIELD PAINT)
- EXTRA LOAD SUPPORT, FRONT CURB SIDE TIMBREN

INSTALLED EQUIPMENT DETAILS ARE LISTED BELOW:

1.00	EACH	**COMMANDER**
1.00	EACH	**C10100**

4.5" Bore x 3 Stage Double Acting Trunnion Hoist.

Continued

BONNELL INDUSTRIES INC
TRUCK & ROAD EQUIPMENT
Sourcewell Contract Number: 062222-BNL

1385 Franklin Grove Rd
Dixon, IL 61021
815-284-3819 * 815-284-8815 Fax
800-851-9664
www.bonnell.com * info@bonnell.com

Quote

Quote Number: 0194553
Quote Date: 2/10/2026
Sourcewell ID: 68648

FINANCING AVAILABLE
ASK US FOR DETAILS

Bill To: 4592545
VILLAGE OF BUFFALO GROVE
51 RAUPP BLVD
BUFFALO GROVE, IL 60089-2138

Ship To: 01
VILLAGE OF BUFFALO GROVE
1650 LEIDER LANE
BUFFALO GROVE, IL 60089

Phone: (847) 459-2545 Fax: (847) 537-1742 apfinance@vbg.org

Phone:
Fax:

Confirm To: TYLER ANKNEY

Comment:

Customer P.O.	Ship VIA	F.O.B.	Terms	Quote Expiration
			Net 30 Days	3/22/2026

Ordered	Unit	Item Number
1.00	EACH	**C10160** Lower Trunnion Frame for 9' - 11' Bodies.
1.00	EACH	**C10190** Rear Hinge Assembly for All Bodies.
1.00	EACH	**C10550** 10' Stainless Steel Painted any Custom Color Applied in a Single Stage Operation.
1.00	EACH	**C10840** 201 Stainless Steel Tank Brackets for 300 Gallon Poly Pre-Wet Tanks. (Installed) (Note- Tanks are not Included in this Kit. See Prewet System for Tankand Plumbing Price.)
1.00	EACH	**C10900** Two 700 Series Whelen Light Boxes in each Corner Post.
1.00	EACH	**C10906** Conduit Hole in Front Corner Post Panel
1.00	EACH	**C10931** Vibrator Bracket for a Stainless Body. (Installed)
1.00	EACH	**C10936** Stainless Steel Mud Flap Brackets. (Installed)
1.00	EACH	**C10940** 8" Removable 201 Stainless Steel Rear Spill Pan. (Installed)
1.00	EACH	**C11112** 201 Stainless Steel Side Boards for a 10' Body. (Installed)
1.00	EACH	**C11530** Stainless Steel Tailgate Chains
1.00	EACH	**NNR-10-S2** 10'-0" Bonnell Commander Body Base Unit. Tub Body design with no conveyor assembly. Body to be fabricated of 201 Stainless Steel. Sides, bulkhead, corner posts and tailgate are of 7 gauge material. Long sills are of 1/4" material and are boxed for strength. 2-1/2" schedule 40 stainless steel pipe cross members. Stainless steel corner posts. Long sills have a 4" x 6" opening to accommodate pre-wet plumbing and wiring.

BONNELL INDUSTRIES INC
TRUCK & ROAD EQUIPMENT
Sourcewell Contract Number: 062222-BNL

1385 Franklin Grove Rd
Dixon, IL 61021
815-284-3819 * 815-284-8815 Fax
800-851-9664
www.bonnell.com * info@bonnell.com

Quote

Quote Number: 0194553
Quote Date: 2/10/2026
Sourcewell ID: 68648

FINANCING AVAILABLE
ASK US FOR DETAILS

Bill To: 4592545
VILLAGE OF BUFFALO GROVE
51 RAUPP BLVD
BUFFALO GROVE, IL 60089-2138

Ship To: 01
VILLAGE OF BUFFALO GROVE
1650 LEIDER LANE
BUFFALO GROVE, IL 60089

Phone: (847) 459-2545 Fax: (847) 537-1742 apfinance@vbg.org

Phone:
Fax:

Confirm To: TYLER ANKNEY Comment:

Customer P.O.	Ship VIA	F.O.B.	Terms	Quote Expiration
			Net 30 Days	3/22/2026

Ordered	Unit	Item Number
		Body is welded solid with no skip welding. Body includes a 6 panel air operated tailgate powered by two double acting air cylinders located inside the rear corner posts. The tailgate linkage and trip rods are stainless steel and the trip rods ride in greasable non corrosive bearings. Body includes manifold grease system and Body Props. Stainless Steel Bodies are Chemically Cleaned and Passivated. Paint Options are listed below if Applicable.
1.00	EACH	**CAB SHIELD** CAB SHIELD - CUSTOM FABRICATED FOR SPECIFIED TRUCK AND BODY. CONFIGURED AS FOLLOWS: *INCLUDES INTEGRATED TARP *MATERIAL IS TO BE 201 STAINLESS STEEL. *PAN WIDTH- 18". *WIDTH- DETERMINED. *HEIGHT TO BE DETERMINED TO BOTTOM OF PAN. *DOUBLE 600 SERIES OR M6 LIGHT BRACKETS. *STAINLESS STEEL TO BE ELECTROCHEMICALLY CLEANED AND PASSIVATED. **LIGHTING CODE: 11311
1.00	EACH	**HYDRAULIC SYSTEM** - PTO: OMFB 278 SERIES - PUMP: TXV92 - ADD-A-FOLD HYDRAULIC VALVE TO OPERATE: HOIST, PLOW , WING, PREWET, AUGER, SPINNER - "FORCE" ULTRA CONTROL ARM - "FORCE" 6100 GEN5 SPREADER CONTROLLER - "FORCE" VT35 STAINLESS STEEL TANK AND LID - LOW OIL/HIGH TEMP AUTO SHUTDOWN SYSTEM - EATON HP171 SERIES WITH SENSOR HIGH PRESSURE FILTER - CLOSED LOOP PREWET CABLE - CLOSED LOOP GRANULAR SENSOR - ARC WIRELESS ROAD TEMP MONITOR - BONNELL CONSOLE FOR ULTRA CONTROLLER ARM
1.00	EACH	**ELECTRICAL** - ALL LED LIGHTING UNLESS OTHERWISE NOTED - BONNELL IGNITION ACTIVATED BATTERY RELAY DISCONNECT SYSTEM - InPOWER STANDARD 8 SWITCH PANEL WITH 4 WARNING LAMPS AND 16 OUTPUTS - DATA SHEET REQUIRED - BODY UP SWITCH WITH INDICATOR LAMP - BONNELL WIRE HARNESSES - ELECTRIC BRAKE CONTROLLER INSTALLED

Continued

BONNELL INDUSTRIES INC
TRUCK & ROAD EQUIPMENT
Sourcewell Contract Number: 062222-BNL

1385 Franklin Grove Rd
Dixon, IL 61021
815-284-3819 * 815-284-8815 Fax
800-851-9664
www.bonnell.com * info@bonnell.com

Quote

Quote Number: 0194553
Quote Date: 2/10/2026
Sourcewell ID: 68648

FINANCING AVAILABLE
ASK US FOR DETAILS

Bill To: 4592545
VILLAGE OF BUFFALO GROVE
51 RAUPP BLVD
BUFFALO GROVE, IL 60089-2138

Ship To: 01
VILLAGE OF BUFFALO GROVE
1650 LEIDER LANE
BUFFALO GROVE, IL 60089

Phone: (847) 459-2545 Fax: (847) 537-1742 apfinance@vbg.org

Phone:
Fax:

Confirm To: TYLER ANKNEY Comment:

Customer P.O.	Ship VIA	F.O.B.	Terms	Quote Expiration
			Net 30 Days	3/22/2026

Ordered	Unit	Item Number

CAB ROOF LIGHTING AND ACCESSORIES

- FACTORY SUPPLIED ROOF BRACKET
- WHELEN 17G IDOT LIGHT BAR AS FOLLOWS:
  * FOUR CORNER FLASHERS
  * TWO FRONT FACING FLASHERS
  * 2 FRONT FACING SCENE LIGHTS

PLOW LIGHTING

- ABL-3830-0080 LED PLOW LIGHTS ON UNIVERSAL HOOD MOUNTING BRACKETS

BODY LIGHTING

- ONE PAIR REAR FACING WHE-60BTT STT ON CABSHIELD
- ONE PAIR WHE-70BTT 700 SERIES STT IN REAR POSTS
- ONE PAIR WHE-70C00WCR BACKUP LIGHTS IN REAR POSTS
- ONE AMBER/GREEN/AMBER FLASHER MOUNTED IN A STAINLESS HOUSING ON OUTSIDE OF EACH CORNER POST
- MARKER LIGHTS PER FMVSS STANDARDS

REAR HITCH AND CHASSIS LIGHTING

- ONE PAIR WHELEN 60BTT STT LIGHTS ON REAR HITCH
- ONE CENTER WHE-60C00WCR BACKUP LIGHT ON REAR HITCH
- PM-290C LICENSE PLATE LIGHT ON REAR HITCH
- ICC THREE LIGHT CLUSTER ON REAR HINGE OF BODY
- VEL-697112 BACK UP ALARM ON REAR HITCH OR FRAME

EQUIPMENT WORK LIGHTS AND FLASHERS

- ABL WORK LIGHT MOUNTED UNDER CORNER POST ON DRIVERS SIDE AIMED AT SPINNER
- ABL WORK LIGHT MOUNTED UNDER CORNER POST ON CURB SIDE AIMED REARWARD
- BOTH LIGHTS ON SAME SWITCH
- ABL WING WORK LIGHT MOUNTED ON FRONT POST
- TWO WING FLASHERS MOUNTED TO WING MOLDBOARD AMBER STOWED, GREEN OPERATING

THREE CAMERA SYSTEM

- 1ST CAMERA MOUNTED ON L/H CORNER POST-AIM @ SPREADER
- 2ND CAMERA MOUNTED ON WING POST-AIMED AT WING

Continued

BONNELL INDUSTRIES INC
TRUCK & ROAD EQUIPMENT
Sourcewell Contract Number: 062222-BNL

1385 Franklin Grove Rd
Dixon, IL 61021
815-284-3819 * 815-284-8815 Fax
800-851-9664
www.bonnell.com * info@bonnell.com

Quote

Quote Number: 0194553
Quote Date: 2/10/2026
Sourcewell ID: 68648

FINANCING AVAILABLE
ASK US FOR DETAILS

Bill To: 4592545
VILLAGE OF BUFFALO GROVE
51 RAUPP BLVD
BUFFALO GROVE, IL 60089-2138

Ship To: 01
VILLAGE OF BUFFALO GROVE
1650 LEIDER LANE
BUFFALO GROVE, IL 60089

Phone: (847) 459-2545 Fax: (847) 537-1742 apfinance@vbg.org

Phone:
Fax:

Confirm To: TYLER ANKNEY Comment:

Customer P.O.	Ship VIA	F.O.B.	Terms	Quote Expiration
			Net 30 Days	3/22/2026

Ordered	Unit	Item Number
		- 3RD CAMERA MOUNTED ON R/H CORNER POST-AIMED REARWARD - CAMERA SYSTEM TO USE FORCE AMERICA DISPLAY - INCLUDES AUTOMATIC SELF CLEANING WASH-N-DRY SYSTEM
1.00	EACH	**REAR HITCH** CONFIGURED AS FOLLOWS: YES - REAR HITCH TYPE: CUSTOM PER BELOW - 3/4" CARBON STEEL PLATE - 16K K300 (2-5/16" BALL) MULTI HITCH-DIRECT MOUNTED - STD PINTLE MTG HEIGHT - TRAILER PLUG: 7 ROUND PIN (FACTORY) - CUTOUTS FOR 600/600 SERIES REAR LIGHTS - 5/8" CARBON STEEL D-RINGS
1.00	EACH	**PLOW HITCH** HITCH FOR SNOW PLOW PLOW HITCH FOR A KENWORTH T480/PETERBILT 548 INSTALLED ON NEW TRUCK PACKAGE
1.00	EACH	**HFF-QLX** Heavy Front Frame Side Plate Hitch with QLX Front Frame and Rigid Side by Side Lift Arm. (QL2 Quick Link Receiver built into Lower section)
1.00	EACH	**H10170** 4in X 10in Double Acting Cylinder W/Nitrided Rod
1.00	EACH	**H10190** Telescopic Lift Arm in Lieu of Rigid Lift Arm
1.00	EACH	**H10310** Stainless Hood Mounted Light Brackets. (Side of Hood)
1.00	EACH	**H10401** 5/8in Side Plates in Lieu of 1/2in (Not available on Utility)
1.00	EACH	**H10421** Cross Over Relief Valve Kit with Pressure Release feature. (Installed or uninstalled)
1.00	EACH	**PLOW** CONFIGURED AS FOLLOWS: YES PAINTED: BLACK POLYURETHANE ENAMEL NO EXTRA RIBS EXTRA RIBS
1.00	EACH	**12ST36TT1**

Continued

BONNELL INDUSTRIES INC
TRUCK & ROAD EQUIPMENT
Sourcewell Contract Number: 062222-BNL

1385 Franklin Grove Rd
Dixon, IL 61021
815-284-3819 * 815-284-8815 Fax
800-851-9664
www.bonnell.com * info@bonnell.com

Quote

Quote Number: 0194553
Quote Date: 2/10/2026
Sourcewell ID: 68648

FINANCING AVAILABLE
ASK US FOR DETAILS

Bill To: 4592545
VILLAGE OF BUFFALO GROVE
51 RAUPP BLVD
BUFFALO GROVE, IL 60089-2138

Ship To: 01
VILLAGE OF BUFFALO GROVE
1650 LEIDER LANE
BUFFALO GROVE, IL 60089

Phone: (847) 459-2545 Fax: (847) 537-1742 apfinance@vbg.org

Phone:
Fax:

Confirm To: TYLER ANKNEY Comment:

Customer P.O.	Ship VIA	F.O.B.	Terms	Quote Expiration
			Net 30 Days	3/22/2026

Ordered	Unit	Item Number
		Base Model 12ST36TT1 Straight Steel Snow Plow 12'-0" Cutting Edge X 36" Straight Height Torsion Trip Cutting Edge (4) 3/4" Round Wire Trip Springs Heavy Duty Tubular Table/A-Frame Assembly (2) 4X12 Reversing Cylinders (5) Table To Moldboard Hookup Points
1.00	EACH	**P10130** Level Raise Lift System with Lift Chains for High Country Plows (MX1 & MC1)
1.00	EACH	**P10260** QL-Quick Link swivel bar (plow section installed) (Flink Style and Penn Dot)
1.00	EACH	**P10400** 3/4" Bottom Angle (ILO Standard)-Moldboard Weldment Angle
1.00	EACH	**P10401** 3/4" Bottom Angle (ILO Standard) Trip Edge Angle (for trip edge plows)
1.00	EACH	**P10406** Stainless moldboard w/unpainted front (Straight Moldboard)
1.00	EACH	**P10410** Cove cut on on curb side end of moldboard
1.00	EACH	**P10425** 3/8" x 12" Rubber flap kit installed
1.00	EACH	**P10465** Plow stand - installed (to hold hook up point @ desired height when detached)
1.00	EACH	**P10466** Extra Plow Stand Boss Welded to Plow End Rib for Plow Stand Storage.
1.00	EACH	**P10470** 36" Blaze orange markers
1.00	EACH	**P10528** PolarFLEX Carbide Cutting Edge System, Direct Mount. (Installed on plow)

Continued

BONNELL INDUSTRIES INC
TRUCK & ROAD EQUIPMENT
Sourcewell Contract Number: 062222-BNL

1385 Franklin Grove Rd
Dixon, IL 61021
815-284-3819 * 815-284-8815 Fax
800-851-9664
www.bonnell.com * info@bonnell.com

Quote

Quote Number: 0194553
Quote Date: 2/10/2026
Sourcewell ID: 68648

FINANCING AVAILABLE
ASK US FOR DETAILS

Bill To: 4592545
VILLAGE OF BUFFALO GROVE
51 RAUPP BLVD
BUFFALO GROVE, IL 60089-2138

Ship To: 01
VILLAGE OF BUFFALO GROVE
1650 LEIDER LANE
BUFFALO GROVE, IL 60089

Phone: (847) 459-2545 Fax: (847) 537-1742 apfinance@vbg.org

Phone:
Fax:

Confirm To: TYLER ANKNEY Comment:

Customer P.O.	Ship VIA	F.O.B.	Terms	Quote Expiration
			Net 30 Days	3/22/2026

Ordered	Unit	Item Number
1.00	EACH	**P10555** 1/2" Quick Couplers installed (one set/per plow) pioneer PHD-4000-4
1.00	EACH	**P10626** 5/8" x 8" Carbide Universal 3-Bolt Bull Nose Curb Shoe (Installed on Right end of Plow)
1.00	EACH	**P10627** 5/8" x 8" Carbide Universal 3-Bolt Bull Nose Curb Shoe (Installed on Left end of Plow)
1.00	EACH	**WING** BONNELL WING PLOW - WING PLOW PAINTED SCHOOL BUS YELLOW POLYURETHANE, CONFIGURED AS FOLLOWS:
1.00	EACH	**8TEWFMP** Front Mounted Patrol Wing 8'-0" Long At The Cutting Edge Torsion Trip Cutting Edge Utilizing Four 7/8" Diameter Round Wire Torsion Trip Springs Leading Edge Height 28" Discharge End Height 34" Painted as Specified
1.00	EACH	**W10100** 24in Hydraulic telescoping push bar/buffer (ILO Manual buffer)
1.00	EACH	**W10117** 24in Stroke on Front post cylinder (Toe) (20in benching height) (Patrol wing only)
1.00	EACH	**W10160** Wing lock valve - installed to cylinder
1.00	EACH	**W10190** 24in Jumbo blade guide on dischrage end with bolt on bracket
1.00	EACH	**W10210** Piping (conduit) for wing light wiring
1.00	EACH	**W10240** 201 Stainless Steel Moldboard Skin
1.00	EACH	**W10270**

Continued

BONNELL INDUSTRIES INC
TRUCK & ROAD EQUIPMENT
Sourcewell Contract Number: 062222-BNL

1385 Franklin Grove Rd
Dixon, IL 61021
815-284-3819 * 815-284-8815 Fax
800-851-9664
www.bonnell.com * info@bonnell.com

Quote

Quote Number: 0194553
Quote Date: 2/10/2026
Sourcewell ID: 68648

FINANCING AVAILABLE
ASK US FOR DETAILS

Bill To: 4592545
VILLAGE OF BUFFALO GROVE
51 RAUPP BLVD
BUFFALO GROVE, IL 60089-2138

Ship To: 01
VILLAGE OF BUFFALO GROVE
1650 LEIDER LANE
BUFFALO GROVE, IL 60089

Phone: (847) 459-2545 Fax: (847) 537-1742 apfinance@vbg.org

Phone:
Fax:

Confirm To: TYLER ANKNEY Comment:

Customer P.O.	Ship VIA	F.O.B.	Terms	Quote Expiration
			Net 30 Days	3/22/2026

Ordered	Unit	Item Number
		3/4in bottom angle on Moldboard weldment
1.00	EACH	**W10280** 3/4in Trip cutting edge angle. (Trip Cutting Edges only)
8.00	EACH	**W10528** PolarFLEX Carbide Cutting Edge System, Direct Mount. (Installed on Wing)
1.00	EACH	**W10532** 3/4" x 6" Tapered Wing curb shoe (Installed on Leading end of Plow) (Standard on all wings)
1.00	EACH	**UT SPREADER** - UNDER TAILGATE SPREADER PAINTED painted to match cab, CONFIGURED AS FOLLOWS:
1.00	EACH	**BT-696-DD-AS** SPREADER, BT-696-DD-AS, DIRECT DRIVE, 6" AUGER, STD MOTOR -UNDERTAILGATE SPREADER -6" AUGER X 96" WIDE -STAINLESS STEEL CONSTRUCTION -STANDARD 24" OFFSET DROP -DIRECT DRIVE -INCLUDES 18" POLY SPINNER ASSEMBLY -INCLUDES 24" TAILGATE SHIELDS -QUICK MOUNT KIT -SAFETY INTERLOCK
1.00	EACH	**U10195** Bullet Pin Style Mounting Hardware
1.00	EACH	**U10200** Single Spinner Assembly Mounted At Standard Drop Port. (Standard On All Spreaders). 18" Poly Spinner with 2.8 Cubic Inch Spinner Motor
1.00	EACH	**U10311** Short Hose Kit for Bonnell Installations. Comes With Two Spinner Hoses, Two Drive Hoses, And Quick Disconnects.
1.00	EACH	**U10369** Custom Tailgate Prop/Shield Combo Installed. (Must have dump body to build and install these)
1.00	EACH	**U10390** 72" Spray Bar Installed In Spreader Body

Continued

BONNELL INDUSTRIES INC
TRUCK & ROAD EQUIPMENT
Sourcewell Contract Number: 062222-BNL

1385 Franklin Grove Rd
Dixon, IL 61021
815-284-3819 * 815-284-8815 Fax
800-851-9664
www.bonnell.com * info@bonnell.com

Quote

Quote Number: 0194553
Quote Date: 2/10/2026
Sourcewell ID: 68648

FINANCING AVAILABLE
ASK US FOR DETAILS

Bill To: 4592545
VILLAGE OF BUFFALO GROVE
51 RAUPP BLVD
BUFFALO GROVE, IL 60089-2138

Ship To: 01
VILLAGE OF BUFFALO GROVE
1650 LEIDER LANE
BUFFALO GROVE, IL 60089

Phone: (847) 459-2545 Fax: (847) 537-1742 apfinance@vbg.org

Phone:
Fax:

Confirm To: TYLER ANKNEY Comment:

Customer P.O.	Ship VIA	F.O.B.	Terms	Quote Expiration
			Net 30 Days	3/22/2026

Ordered	Unit	Item Number
1.00	EACH	**U10400** Paint Stainless Steel Spreader Custom Color.
1.00	EACH	**PREWET SYSTEM** BONNELL CONFIGURED PREWET SYSTEM CONFIGURED AS FOLLOWS: YES - PREWET SYSTEM TO FIT A 10' LONG BODY, CONFIGURED AS FOLLOWS:
1.00	EACH	**COM-300P-2-150** Commander Body Prewet System with two 150 Gallon Poly Tanks, Stainless Steel Tank Brackets, and 1-1/2in Plumbing.
1.00	EACH	**L10120** Hydraulic Prewet Pump in a Stainless Enclosure to Operate a Closed Loop System. Includes an IP68 Wire Connection for Feedback Signal.
1.00	EACH	**L10315** 2in Male Quick Fill Kit Installed.
1.00	EACH	**L10320** 1-1/2in Cross Fill Kit (in addtion to standard Plumbing Kit) Installed.
1.00	EACH	**L10370** Delux Two Tank Vent Kit for Commander Bodies. (Vents into Body Through Front Board Pockets)
1.00	EACH	**L10410** Installation Charge for Two Tank Commander and V-box systems.
1.00	EACH	**CUSTOMIZATION** BODY TO HAVE GRIP STRUT STEP MOUNTED ON DRIVER SIDE FENDER LIKE LAST TRUCKS SEE PICS
3.00	EACH	STAINLESS COUPLERS **804601104** STUCCHI SS QUICK COUPLER 3/8" NPT, FEMALE
3.00	EACH	**804601105** STUCCHI SS QUICK NIPPLE 3/8" NPT, MALE
6.00	EACH	**804601106** STUCCHI SS QUICK COUPLER 1/2" NPT, FEMALE

BONNELL INDUSTRIES INC
TRUCK & ROAD EQUIPMENT
Sourcewell Contract Number: 062222-BNL

1385 Franklin Grove Rd
Dixon, IL 61021
815-284-3819 * 815-284-8815 Fax
800-851-9664
www.bonnell.com * info@bonnell.com

Quote

Quote Number: 0194553
Quote Date: 2/10/2026
Sourcewell ID: 68648

FINANCING AVAILABLE
ASK US FOR DETAILS

Bill To: 4592545
VILLAGE OF BUFFALO GROVE
51 RAUPP BLVD
BUFFALO GROVE, IL 60089-2138

Ship To: 01
VILLAGE OF BUFFALO GROVE
1650 LEIDER LANE
BUFFALO GROVE, IL 60089

Phone: (847) 459-2545 Fax: (847) 537-1742 apfinance@vbg.org

Phone:
Fax:

Confirm To: TYLER ANKNEY Comment:

Customer P.O.	Ship VIA	F.O.B.	Terms	Quote Expiration
			Net 30 Days	3/22/2026

Ordered	Unit	Item Number
6.00	EACH	**804601107** STUCCHI SS QUICK NIPPLE 1/2", NPT, MALE
	EACH	**CUSTOMIZATION-MFG** 7/8" TRIP SPRINGS ON PLOW
	EACH	**CUSTOMIZATION-MFG** 7/8" TRIP SPRINGS ON PLOW
	EACH	**CUSTOMIZATION-MFG** Prewet quick fill to be on driver side not curb, no option to change it. Prewet vent hoses to go over board pockets not through, like their last trucks.
1.00	EACH	**/SOURCEWELL SOURCE GOODS ADJ** ALL ITEMS LISTED BELOW ARE OPEN PURCHASE REQUESTS {SOURCE GOODS} BY THE CUSTOMER TO REPLACE ITEMS ON 155877 SNOW FIGHTER PACKAGE $65,563.07 BODY VIBRATOR ILO NO VIBRATOR BATTERY AND TANK RELOCATION ILO NO RELOCATION TIMBREN ILO NO TIMBREN NNR-10-S2 COMMANDER ILO MTR-10-S2 COMMANDER STAINLESS SPILL PAN ILO NO SPILL PAN STAINLESS SIDE BOARDS ILO NO SIDE BOARDS 17G LIGHTING KIT ILO STANDARD LIGHTING 600-700 SERIES LIGHTING ILO STANDARD LIGHTING 3 WORK LIGHTS ILO 2 WORK LIGHTS WING FLASHERS ILO NO FLASHERS 3 CAMERA SYSTEM ILO NO CAMERA SYSTEM WING HYDRAULICS ILO NO WING HYDRAULICS STAINLESS COUPLERS ILO STANDARD COUPLERS KERNS PINTLE COMBO ILO PH20 PINTLE HFF-QLX PLOW HITCH ILO HFF-QX HITCH 5/8" PLOW HITCH SIDE PLATES ILO 1/2" PLATES 12ST36TT1 PLOW ILO 11ST42MX1 PLOW STAINLESS MOLDBAORD ILO CARBON COVE CUT ILO NO COVE CUT 7/8 TRIP SPRINGS ILO 3/4 PALARFLEX PLOW BLADES ILO STANDARD BLADE CARBIDE CURB SHOES ILO NO CURB SHOES QUICK LINK SWIVEL BAR ILO QA LOOP 3/4" BOTTOM ANGLE ILO STANDARD ANGLE

BONNELL INDUSTRIES INC
TRUCK & ROAD EQUIPMENT
Sourcewell Contract Number: 062222-BNL

1385 Franklin Grove Rd
Dixon, IL 61021
815-284-3819 * 815-284-8815 Fax
800-851-9664
www.bonnell.com * info@bonnell.com

Quote

Quote Number: 0194553
Quote Date: 2/10/2026
Sourcewell ID: 68648

FINANCING AVAILABLE
ASK US FOR DETAILS

Bill To: 4592545
VILLAGE OF BUFFALO GROVE
51 RAUPP BLVD
BUFFALO GROVE, IL 60089-2138

Ship To: 01
VILLAGE OF BUFFALO GROVE
1650 LEIDER LANE
BUFFALO GROVE, IL 60089

Phone: (847) 459-2545 Fax: (847) 537-1742 apfinance@vbg.org

Phone:
Fax:

Confirm To: TYLER ANKNEY

Comment:

Customer P.O.	Ship VIA	F.O.B.	Terms	Quote Expiration
			Net 30 Days	3/22/2026

Ordered	Unit	Item Number
		8TEWFMP WING ILO NO WING STAINLESS MOLBOARD ILO CARBON 7/8 TRIP SPRINGS ILO 3/4 PALARFLEX PLOW BLADES ILO STANDARD BLADE SPREADER SPRAY BAR ILO SPINNER NOZZLES

SIGNING THIS QUOTE CONSTITUTES YOUR ACCEPTANCE AND AGREEMENT TO THE FOLLOWING:

- **DUE TO THE CLIMATE OF CURRENT MARKET CONDITIONS FINAL INVOICE PRICE MAY VARY FROM ORIGINAL QUOTE PRICE.**
- **NO PRODUCT/SPEC. CHANGES MAY BE MADE AFTER THE DATE OF SIGNATURE. ANY CHANGES REQUESTED AFTER THE DATE OF SIGNATURE WILL BE QUOTED SEPARATELY AND, IF APPLICABLE, WILL BE COMPLETED ON A SEPARATELY SCHEDULED TIME FRAME.**
- **15% RESTOCKING FEE ON RETURNED ITEMS. NO RETURNS ON ELECTRICAL ITEMS**
- **THIS QUOTE IS VALID FOR 30 DAYS. ALL QUOTES OVER 30 DAYS OLD ARE SUBJECT TO CHANGE AND REQUIRE A REQUOTE PRIOR TO ACCEPTANCE OF A PURCHASE ORDER.**

Net Order:	210,213.87
Less Discount:	0.00
Freight:	0.00
Sales Tax:	0.00
Quote Total:	210,213.87

AUTHORIZED APPROVAL CONTACT NAME (PRINTED): _____

AUTHORIZED APPROVAL CONTACT (SIGNATURE): _____

APPROVAL DATE: _____ **CUSTOMER PO NUMBER:** _____

0008 Matt Hazelwood BS1

BONNELL INDUSTRIES INC
TRUCK & ROAD EQUIPMENT
Sourcewell Contract Number: 062222-BNL

1385 Franklin Grove Rd
Dixon, IL 61021
815-284-3819 * 815-284-8815 Fax
800-851-9664
www.bonnell.com * info@bonnell.com

Quote

Quote Number: 0194553
Quote Date: 2/10/2026
Sourcewell ID: 68648

FINANCING AVAILABLE
ASK US FOR DETAILS

Bill To: 4592545
VILLAGE OF BUFFALO GROVE
51 RAUPP BLVD
BUFFALO GROVE, IL 60089-2138

Ship To: 01
VILLAGE OF BUFFALO GROVE
1650 LEIDER LANE
BUFFALO GROVE, IL 60089

Phone: (847) 459-2545 Fax: (847) 537-1742 apfinance@vbg.org

Phone:
Fax:

Confirm To: TYLER ANKNEY Comment:

Customer P.O.	Ship VIA	F.O.B.	Terms	Quote Expiration
			Net 30 Days	3/22/2026

Ordered	Unit	Item Number
1.00	EACH	**TRUCK PACKAGE**

SOURCEWELL # 155877 COMPLETE SNOW FIGHTER PACKAGE "ULTIMATE LEVEL"
SINGLE AXLE CLASS, SOURCEWELL PACKAGE PRICE IS $144,650.80

CUSTOMER IS RESPONSIBLE FOR TITLE & LICENSE PROCESSING
APPLICATION: ONE NEW UNKNOWN SINGLE AXLE CLASS 7 SNOW AND ICE TRUCK WITH AN 85" CAB TO AXLE MEASUREMENT. AUTOMATIC TRANSMISSION WITH LIVE PTO PROVISIONS, FACTORY SNOW PLOW PREP PACKAGE, FACTORY GROUND SPEED CONNECTION POINT.
FACTORY FRAME EXTENSIONS ARE REQUIRED.

INCLUDES INSTALLATION OF THE FOLLOWING EQUIPMENT:

- COMMANDER BODY
- CAB SHIELD INSTALLED ON BODY
- ELECTRIC TARP SYSTEM
- HYDRAULIC SYSTEM
- ELECTRICAL & LIGHTING
- CONSOLE AND CONTROLS
- REAR TOWING HITCH
- PLOW HITCH
- SNOW PLOW
- WING, (FRONT MOUNTED PATROL)
- UNDER TAILGATE SPEADER
- PREWET SYSTEM, (MOUNTED ON COMMANDER BODY)

THE FOLLOWING ADDTIONAL ITEMS ARE INCLUDED:

- VIBRATOR INSTALLED (NEW VIBRATOR)
- POLY FULL COVER FENDERS MANUFACTURED BY MINIMIZER
- FENDER BRACKET MAT'L: STAINLESS
- RELOCATE BATTERY BOXES
- RELOCATE AIR TANKS
- RELOCATE DEF TANK
- FRAME COATING, (BLACK PPG AMERSHIELD PAINT)
- EXTRA LOAD SUPPORT, FRONT CURB SIDE TIMBREN

INSTALLED EQUIPMENT DETAILS ARE LISTED BELOW:

1.00	EACH	**COMMANDER**
1.00	EACH	**C10100**

4.5" Bore x 3 Stage Double Acting Trunnion Hoist.

Continued

BONNELL INDUSTRIES INC
TRUCK & ROAD EQUIPMENT
Sourcewell Contract Number: 062222-BNL

1385 Franklin Grove Rd
Dixon, IL 61021
815-284-3819 * 815-284-8815 Fax
800-851-9664
www.bonnell.com * info@bonnell.com

Quote

Quote Number: 0194553
Quote Date: 2/10/2026
Sourcewell ID: 68648

FINANCING AVAILABLE
ASK US FOR DETAILS

Bill To: 4592545
VILLAGE OF BUFFALO GROVE
51 RAUPP BLVD
BUFFALO GROVE, IL 60089-2138

Ship To: 01
VILLAGE OF BUFFALO GROVE
1650 LEIDER LANE
BUFFALO GROVE, IL 60089

Phone: (847) 459-2545 Fax: (847) 537-1742 apfinance@vbg.org

Phone:
Fax:

Confirm To: TYLER ANKNEY

Comment:

Customer P.O.	Ship VIA	F.O.B.	Terms	Quote Expiration
			Net 30 Days	3/22/2026

Ordered	Unit	Item Number
1.00	EACH	**C10160** Lower Trunnion Frame for 9' - 11' Bodies.
1.00	EACH	**C10190** Rear Hinge Assembly for All Bodies.
1.00	EACH	**C10550** 10' Stainless Steel Painted any Custom Color Applied in a Single Stage Operation.
1.00	EACH	**C10840** 201 Stainless Steel Tank Brackets for 300 Gallon Poly Pre-Wet Tanks. (Installed) (Note- Tanks are not Included in this Kit. See Prewet System for Tankand Plumbing Price.)
1.00	EACH	**C10900** Two 700 Series Whelen Light Boxes in each Corner Post.
1.00	EACH	**C10906** Conduit Hole in Front Corner Post Panel
1.00	EACH	**C10931** Vibrator Bracket for a Stainless Body. (Installed)
1.00	EACH	**C10936** Stainless Steel Mud Flap Brackets. (Installed)
1.00	EACH	**C10940** 8" Removable 201 Stainless Steel Rear Spill Pan. (Installed)
1.00	EACH	**C11112** 201 Stainless Steel Side Boards for a 10' Body. (Installed)
1.00	EACH	**C11530** Stainless Steel Tailgate Chains
1.00	EACH	**NNR-10-S2** 10'-0" Bonnell Commander Body Base Unit. Tub Body design with no conveyor assembly. Body to be fabricated of 201 Stainless Steel. Sides, bulkhead, corner posts and tailgate are of 7 gauge material. Long sills are of 1/4" material and are boxed for strength. 2-1/2" schedule 40 stainless steel pipe cross members. Stainless steel corner posts. Long sills have a 4" x 6" opening to accommodate pre-wet plumbing and wiring.

Continued

BONNELL INDUSTRIES INC
TRUCK & ROAD EQUIPMENT
Sourcewell Contract Number: 062222-BNL

1385 Franklin Grove Rd
Dixon, IL 61021
815-284-3819 * 815-284-8815 Fax
800-851-9664
www.bonnell.com * info@bonnell.com

Quote

Quote Number: 0194553
Quote Date: 2/10/2026
Sourcewell ID: 68648

FINANCING AVAILABLE
ASK US FOR DETAILS

Bill To: 4592545
VILLAGE OF BUFFALO GROVE
51 RAUPP BLVD
BUFFALO GROVE, IL 60089-2138

Ship To: 01
VILLAGE OF BUFFALO GROVE
1650 LEIDER LANE
BUFFALO GROVE, IL 60089

Phone: (847) 459-2545 Fax: (847) 537-1742 apfinance@vbg.org

Phone:
Fax:

Confirm To: TYLER ANKNEY Comment:

Customer P.O.	Ship VIA	F.O.B.	Terms	Quote Expiration
			Net 30 Days	3/22/2026

Ordered	Unit	Item Number
		Body is welded solid with no skip welding. Body includes a 6 panel air operated tailgate powered by two double acting air cylinders located inside the rear corner posts. The tailgate linkage and trip rods are stainless steel and the trip rods ride in greasable non corrosive bearings. Body includes manifold grease system and Body Props. Stainless Steel Bodies are Chemically Cleaned and Passivated. Paint Options are listed below if Applicable.
1.00	EACH	**CAB SHIELD** CAB SHIELD - CUSTOM FABRICATED FOR SPECIFIED TRUCK AND BODY. CONFIGURED AS FOLLOWS: *INCLUDES INTEGRATED TARP *MATERIAL IS TO BE 201 STAINLESS STEEL. *PAN WIDTH- 18". *WIDTH- DETERMINED. *HEIGHT TO BE DETERMINED TO BOTTOM OF PAN. *DOUBLE 600 SERIES OR M6 LIGHT BRACKETS. *STAINLESS STEEL TO BE ELECTROCHEMICALLY CLEANED AND PASSIVATED. **LIGHTING CODE: 11311
1.00	EACH	**HYDRAULIC SYSTEM** - PTO: OMFB 278 SERIES - PUMP: TXV92 - ADD-A-FOLD HYDRAULIC VALVE TO OPERATE: HOIST, PLOW , WING, PREWET, AUGER, SPINNER - "FORCE" ULTRA CONTROL ARM - "FORCE" 6100 GEN5 SPREADER CONTROLLER - "FORCE" VT35 STAINLESS STEEL TANK AND LID - LOW OIL/HIGH TEMP AUTO SHUTDOWN SYSTEM - EATON HP171 SERIES WITH SENSOR HIGH PRESSURE FILTER - CLOSED LOOP PREWET CABLE - CLOSED LOOP GRANULAR SENSOR - ARC WIRELESS ROAD TEMP MONITOR - BONNELL CONSOLE FOR ULTRA CONTROLLER ARM
1.00	EACH	**ELECTRICAL** - ALL LED LIGHTING UNLESS OTHERWISE NOTED - BONNELL IGNITION ACTIVATED BATTERY RELAY DISCONNECT SYSTEM - InPOWER STANDARD 8 SWITCH PANEL WITH 4 WARNING LAMPS AND 16 OUTPUTS - DATA SHEET REQUIRED - BODY UP SWITCH WITH INDICATOR LAMP - BONNELL WIRE HARNESSES - ELECTRIC BRAKE CONTROLLER INSTALLED

Continued

BONNELL INDUSTRIES INC
TRUCK & ROAD EQUIPMENT
Sourcewell Contract Number: 062222-BNL

1385 Franklin Grove Rd
Dixon, IL 61021
815-284-3819 * 815-284-8815 Fax
800-851-9664
www.bonnell.com * info@bonnell.com

Quote

Quote Number: 0194553
Quote Date: 2/10/2026
Sourcewell ID: 68648

FINANCING AVAILABLE
ASK US FOR DETAILS

Bill To: 4592545
VILLAGE OF BUFFALO GROVE
51 RAUPP BLVD
BUFFALO GROVE, IL 60089-2138

Ship To: 01
VILLAGE OF BUFFALO GROVE
1650 LEIDER LANE
BUFFALO GROVE, IL 60089

Phone: (847) 459-2545 Fax: (847) 537-1742 apfinance@vbg.org

Phone:
Fax:

Confirm To: TYLER ANKNEY Comment:

Customer P.O.	Ship VIA	F.O.B.	Terms	Quote Expiration
			Net 30 Days	3/22/2026

Ordered	Unit	Item Number

CAB ROOF LIGHTING AND ACCESSORIES

- FACTORY SUPPLIED ROOF BRACKET
- WHELEN 17G IDOT LIGHT BAR AS FOLLOWS:
  * FOUR CORNER FLASHERS
  * TWO FRONT FACING FLASHERS
  * 2 FRONT FACING SCENE LIGHTS

PLOW LIGHTING

- ABL-3830-0080 LED PLOW LIGHTS ON UNIVERSAL HOOD MOUNTING BRACKETS

BODY LIGHTING

- ONE PAIR REAR FACING WHE-60BTT STT ON CABSHIELD
- ONE PAIR WHE-70BTT 700 SERIES STT IN REAR POSTS
- ONE PAIR WHE-70C00WCR BACKUP LIGHTS IN REAR POSTS
- ONE AMBER/GREEN/AMBER FLASHER MOUNTED IN A STAINLESS HOUSING ON OUTSIDE OF EACH CORNER POST
- MARKER LIGHTS PER FMVSS STANDARDS

REAR HITCH AND CHASSIS LIGHTING

- ONE PAIR WHELEN 60BTT STT LIGHTS ON REAR HITCH
- ONE CENTER WHE-60C00WCR BACKUP LIGHT ON REAR HITCH
- PM-290C LICENSE PLATE LIGHT ON REAR HITCH
- ICC THREE LIGHT CLUSTER ON REAR HINGE OF BODY
- VEL-697112 BACK UP ALARM ON REAR HITCH OR FRAME

EQUIPMENT WORK LIGHTS AND FLASHERS

- ABL WORK LIGHT MOUNTED UNDER CORNER POST ON DRIVERS SIDE AIMED AT SPINNER
- ABL WORK LIGHT MOUNTED UNDER CORNER POST ON CURB SIDE AIMED REARWARD
- BOTH LIGHTS ON SAME SWITCH
- ABL WING WORK LIGHT MOUNTED ON FRONT POST
- TWO WING FLASHERS MOUNTED TO WING MOLDBOARD AMBER STOWED, GREEN OPERATING

THREE CAMERA SYSTEM

- 1ST CAMERA MOUNTED ON L/H CORNER POST-AIM @ SPREADER
- 2ND CAMERA MOUNTED ON WING POST-AIMED AT WING

Continued

BONNELL INDUSTRIES INC
TRUCK & ROAD EQUIPMENT
Sourcewell Contract Number: 062222-BNL

1385 Franklin Grove Rd
Dixon, IL 61021
815-284-3819 * 815-284-8815 Fax
800-851-9664
www.bonnell.com * info@bonnell.com

Quote

Quote Number: 0194553
Quote Date: 2/10/2026
Sourcewell ID: 68648

FINANCING AVAILABLE
ASK US FOR DETAILS

Bill To: 4592545
VILLAGE OF BUFFALO GROVE
51 RAUPP BLVD
BUFFALO GROVE, IL 60089-2138

Ship To: 01
VILLAGE OF BUFFALO GROVE
1650 LEIDER LANE
BUFFALO GROVE, IL 60089

Phone: (847) 459-2545 Fax: (847) 537-1742 apfinance@vbg.org

Phone:
Fax:

Confirm To: TYLER ANKNEY

Comment:

Customer P.O.	Ship VIA	F.O.B.	Terms	Quote Expiration
			Net 30 Days	3/22/2026

Ordered	Unit	Item Number
		- 3RD CAMERA MOUNTED ON R/H CORNER POST-AIMED REARWARD - CAMERA SYSTEM TO USE FORCE AMERICA DISPLAY - INCLUDES AUTOMATIC SELF CLEANING WASH-N-DRY SYSTEM
1.00	EACH	**REAR HITCH** CONFIGURED AS FOLLOWS: YES - REAR HITCH TYPE: CUSTOM PER BELOW - 3/4" CARBON STEEL PLATE - 16K K300 (2-5/16" BALL) MULTI HITCH-DIRECT MOUNTED - STD PINTLE MTG HEIGHT - TRAILER PLUG: 7 ROUND PIN (FACTORY) - CUTOUTS FOR 600/600 SERIES REAR LIGHTS - 5/8" CARBON STEEL D-RINGS
1.00	EACH	**PLOW HITCH** HITCH FOR SNOW PLOW PLOW HITCH FOR A KENWORTH T480/PETERBILT 548 INSTALLED ON NEW TRUCK PACKAGE
1.00	EACH	**HFF-QLX** Heavy Front Frame Side Plate Hitch with QLX Front Frame and Rigid Side by Side Lift Arm. (QL2 Quick Link Receiver built into Lower section)
1.00	EACH	**H10170** 4in X 10in Double Acting Cylinder W/Nitrided Rod
1.00	EACH	**H10190** Telescopic Lift Arm in Lieu of Rigid Lift Arm
1.00	EACH	**H10310** Stainless Hood Mounted Light Brackets. (Side of Hood)
1.00	EACH	**H10401** 5/8in Side Plates in Lieu of 1/2in (Not available on Utility)
1.00	EACH	**H10421** Cross Over Relief Valve Kit with Pressure Release feature. (Installed or uninstalled)
1.00	EACH	**PLOW** CONFIGURED AS FOLLOWS: YES PAINTED: BLACK POLYURETHANE ENAMEL NO EXTRA RIBS EXTRA RIBS
1.00	EACH	**12ST36TT1**

Continued

BONNELL INDUSTRIES INC
TRUCK & ROAD EQUIPMENT
Sourcewell Contract Number: 062222-BNL

1385 Franklin Grove Rd
Dixon, IL 61021
815-284-3819 * 815-284-8815 Fax
800-851-9664
www.bonnell.com * info@bonnell.com

Quote

Quote Number: 0194553
Quote Date: 2/10/2026
Sourcewell ID: 68648

FINANCING AVAILABLE
ASK US FOR DETAILS

Bill To: 4592545
VILLAGE OF BUFFALO GROVE
51 RAUPP BLVD
BUFFALO GROVE, IL 60089-2138

Ship To: 01
VILLAGE OF BUFFALO GROVE
1650 LEIDER LANE
BUFFALO GROVE, IL 60089

Phone: (847) 459-2545 Fax: (847) 537-1742 apfinance@vbg.org

Phone:
Fax:

Confirm To: TYLER ANKNEY Comment:

Customer P.O.	Ship VIA	F.O.B.	Terms	Quote Expiration
			Net 30 Days	3/22/2026

Ordered	Unit	Item Number
		Base Model 12ST36TT1 Straight Steel Snow Plow 12'-0" Cutting Edge X 36" Straight Height Torsion Trip Cutting Edge (4) 3/4" Round Wire Trip Springs Heavy Duty Tubular Table/A-Frame Assembly (2) 4X12 Reversing Cylinders (5) Table To Moldboard Hookup Points
1.00	EACH	**P10130** Level Raise Lift System with Lift Chains for High Country Plows (MX1 & MC1)
1.00	EACH	**P10260** QL-Quick Link swivel bar (plow section installed) (Flink Style and Penn Dot)
1.00	EACH	**P10400** 3/4" Bottom Angle (ILO Standard)-Moldboard Weldment Angle
1.00	EACH	**P10401** 3/4" Bottom Angle (ILO Standard) Trip Edge Angle (for trip edge plows)
1.00	EACH	**P10406** Stainless moldboard w/unpainted front (Straight Moldboard)
1.00	EACH	**P10410** Cove cut on on curb side end of moldboard
1.00	EACH	**P10425** 3/8" x 12" Rubber flap kit installed
1.00	EACH	**P10465** Plow stand - installed (to hold hook up point @ desired height when detached)
1.00	EACH	**P10466** Extra Plow Stand Boss Welded to Plow End Rib for Plow Stand Storage.
1.00	EACH	**P10470** 36" Blaze orange markers
1.00	EACH	**P10528** PolarFLEX Carbide Cutting Edge System, Direct Mount. (Installed on plow)

Continued

BONNELL INDUSTRIES INC
TRUCK & ROAD EQUIPMENT
Sourcewell Contract Number: 062222-BNL

1385 Franklin Grove Rd
Dixon, IL 61021
815-284-3819 * 815-284-8815 Fax
800-851-9664
www.bonnell.com * info@bonnell.com

Quote

Quote Number: 0194553
Quote Date: 2/10/2026
Sourcewell ID: 68648

FINANCING AVAILABLE
ASK US FOR DETAILS

Bill To: 4592545
VILLAGE OF BUFFALO GROVE
51 RAUPP BLVD
BUFFALO GROVE, IL 60089-2138

Ship To: 01
VILLAGE OF BUFFALO GROVE
1650 LEIDER LANE
BUFFALO GROVE, IL 60089

Phone: (847) 459-2545 Fax: (847) 537-1742 apfinance@vbg.org

Phone:
Fax:

Confirm To: TYLER ANKNEY Comment:

Customer P.O.	Ship VIA	F.O.B.	Terms	Quote Expiration
			Net 30 Days	3/22/2026

Ordered	Unit	Item Number
1.00	EACH	**P10555** 1/2" Quick Couplers installed (one set/per plow) pioneer PHD-4000-4
1.00	EACH	**P10626** 5/8" x 8" Carbide Universal 3-Bolt Bull Nose Curb Shoe (Installed on Right end of Plow)
1.00	EACH	**P10627** 5/8" x 8" Carbide Universal 3-Bolt Bull Nose Curb Shoe (Installed on Left end of Plow)
1.00	EACH	**WING** BONNELL WING PLOW - WING PLOW PAINTED SCHOOL BUS YELLOW POLYURETHANE, CONFIGURED AS FOLLOWS:
1.00	EACH	**8TEWFMP** Front Mounted Patrol Wing 8'-0" Long At The Cutting Edge Torsion Trip Cutting Edge Utilizing Four 7/8" Diameter Round Wire Torsion Trip Springs Leading Edge Height 28" Discharge End Height 34" Painted as Specified
1.00	EACH	**W10100** 24in Hydraulic telescoping push bar/buffer (ILO Manual buffer)
1.00	EACH	**W10117** 24in Stroke on Front post cylinder (Toe) (20in benching height) (Patrol wing only)
1.00	EACH	**W10160** Wing lock valve - installed to cylinder
1.00	EACH	**W10190** 24in Jumbo blade guide on dischrage end with bolt on bracket
1.00	EACH	**W10210** Piping (conduit) for wing light wiring
1.00	EACH	**W10240** 201 Stainless Steel Moldboard Skin
1.00	EACH	**W10270**

Continued

BONNELL INDUSTRIES INC
TRUCK & ROAD EQUIPMENT
Sourcewell Contract Number: 062222-BNL

1385 Franklin Grove Rd
Dixon, IL 61021
815-284-3819 * 815-284-8815 Fax
800-851-9664
www.bonnell.com * info@bonnell.com

Quote

Quote Number: 0194553
Quote Date: 2/10/2026
Sourcewell ID: 68648

FINANCING AVAILABLE
ASK US FOR DETAILS

Bill To: 4592545
VILLAGE OF BUFFALO GROVE
51 RAUPP BLVD
BUFFALO GROVE, IL 60089-2138

Ship To: 01
VILLAGE OF BUFFALO GROVE
1650 LEIDER LANE
BUFFALO GROVE, IL 60089

Phone: (847) 459-2545 Fax: (847) 537-1742 apfinance@vbg.org

Phone:
Fax:

Confirm To: TYLER ANKNEY Comment:

Customer P.O.	Ship VIA	F.O.B.	Terms	Quote Expiration
			Net 30 Days	3/22/2026

Ordered	Unit	Item Number
		3/4in bottom angle on Moldboard weldment
1.00	EACH	**W10280** 3/4in Trip cutting edge angle. (Trip Cutting Edges only)
8.00	EACH	**W10528** PolarFLEX Carbide Cutting Edge System, Direct Mount. (Installed on Wing)
1.00	EACH	**W10532** 3/4" x 6" Tapered Wing curb shoe (Installed on Leading end of Plow) (Standard on all wings)
1.00	EACH	**UT SPREADER**
		- UNDER TAILGATE SPREADER PAINTED painted to match cab, CONFIGURED AS FOLLOWS:
1.00	EACH	**BT-696-DD-AS** SPREADER, BT-696-DD-AS, DIRECT DRIVE, 6" AUGER, STD MOTOR -UNDERTAILGATE SPREADER -6" AUGER X 96" WIDE -STAINLESS STEEL CONSTRUCTION -STANDARD 24" OFFSET DROP -DIRECT DRIVE -INCLUDES 18" POLY SPINNER ASSEMBLY -INCLUDES 24" TAILGATE SHIELDS -QUICK MOUNT KIT -SAFETY INTERLOCK
1.00	EACH	**U10195** Bullet Pin Style Mounting Hardware
1.00	EACH	**U10200** Single Spinner Assembly Mounted At Standard Drop Port. (Standard On All Spreaders). 18" Poly Spinner with 2.8 Cubic Inch Spinner Motor
1.00	EACH	**U10311** Short Hose Kit for Bonnell Installations. Comes With Two Spinner Hoses, Two Drive Hoses, And Quick Disconnects.
1.00	EACH	**U10369** Custom Tailgate Prop/Shield Combo Installed. (Must have dump body to build and install these)
1.00	EACH	**U10390** 72" Spray Bar Installed In Spreader Body

Continued

BONNELL INDUSTRIES INC
TRUCK & ROAD EQUIPMENT
Sourcewell Contract Number: 062222-BNL

1385 Franklin Grove Rd
Dixon, IL 61021
815-284-3819 * 815-284-8815 Fax
800-851-9664
www.bonnell.com * info@bonnell.com

Quote

Quote Number: 0194553
Quote Date: 2/10/2026
Sourcewell ID: 68648

FINANCING AVAILABLE
ASK US FOR DETAILS

Bill To: 4592545
VILLAGE OF BUFFALO GROVE
51 RAUPP BLVD
BUFFALO GROVE, IL 60089-2138

Ship To: 01
VILLAGE OF BUFFALO GROVE
1650 LEIDER LANE
BUFFALO GROVE, IL 60089

Phone: (847) 459-2545 Fax: (847) 537-1742 apfinance@vbg.org

Phone:
Fax:

Confirm To: TYLER ANKNEY Comment:

Customer P.O.	Ship VIA	F.O.B.	Terms	Quote Expiration
			Net 30 Days	3/22/2026

Ordered	Unit	Item Number
1.00	EACH	**U10400** Paint Stainless Steel Spreader Custom Color.
1.00	EACH	**PREWET SYSTEM** BONNELL CONFIGURED PREWET SYSTEM CONFIGURED AS FOLLOWS: YES - PREWET SYSTEM TO FIT A 10' LONG BODY, CONFIGURED AS FOLLOWS:
1.00	EACH	**COM-300P-2-150** Commander Body Prewet System with two 150 Gallon Poly Tanks, Stainless Steel Tank Brackets, and 1-1/2in Plumbing.
1.00	EACH	**L10120** Hydraulic Prewet Pump in a Stainless Enclosure to Operate a Closed Loop System. Includes an IP68 Wire Connection for Feedback Signal.
1.00	EACH	**L10315** 2in Male Quick Fill Kit Installed.
1.00	EACH	**L10320** 1-1/2in Cross Fill Kit (in addtion to standard Plumbing Kit) Installed.
1.00	EACH	**L10370** Delux Two Tank Vent Kit for Commander Bodies. (Vents into Body Through Front Board Pockets)
1.00	EACH	**L10410** Installation Charge for Two Tank Commander and V-box systems.
1.00	EACH	**CUSTOMIZATION** BODY TO HAVE GRIP STRUT STEP MOUNTED ON DRIVER SIDE FENDER LIKE LAST TRUCKS SEE PICS STAINLESS COUPLERS
3.00	EACH	**804601104** STUCCHI SS QUICK COUPLER 3/8" NPT, FEMALE
3.00	EACH	**804601105** STUCCHI SS QUICK NIPPLE 3/8" NPT, MALE
6.00	EACH	**804601106** STUCCHI SS QUICK COUPLER 1/2" NPT, FEMALE

BONNELL INDUSTRIES INC
TRUCK & ROAD EQUIPMENT
Sourcewell Contract Number: 062222-BNL

1385 Franklin Grove Rd
Dixon, IL 61021
815-284-3819 * 815-284-8815 Fax
800-851-9664
www.bonnell.com * info@bonnell.com

Quote

Quote Number: 0194553
Quote Date: 2/10/2026
Sourcewell ID: 68648

FINANCING AVAILABLE
ASK US FOR DETAILS

Bill To: 4592545
VILLAGE OF BUFFALO GROVE
51 RAUPP BLVD
BUFFALO GROVE, IL 60089-2138

Ship To: 01
VILLAGE OF BUFFALO GROVE
1650 LEIDER LANE
BUFFALO GROVE, IL 60089

Phone: (847) 459-2545 Fax: (847) 537-1742 apfinance@vbg.org

Phone:
Fax:

Confirm To: TYLER ANKNEY

Comment:

Customer P.O.	Ship VIA	F.O.B.	Terms	Quote Expiration
			Net 30 Days	3/22/2026

Ordered	Unit	Item Number
6.00	EACH	**804601107** STUCCHI SS QUICK NIPPLE 1/2", NPT, MALE
	EACH	**CUSTOMIZATION-MFG** 7/8" TRIP SPRINGS ON PLOW
	EACH	**CUSTOMIZATION-MFG** 7/8" TRIP SPRINGS ON PLOW
	EACH	**CUSTOMIZATION-MFG** Prewet quick fill to be on driver side not curb, no option to change it. Prewet vent hoses to go over board pockets not through, like their last trucks.
1.00	EACH	**/SOURCEWELL SOURCE GOODS ADJ** ALL ITEMS LISTED BELOW ARE OPEN PURCHASE REQUESTS {SOURCE GOODS} BY THE CUSTOMER TO REPLACE ITEMS ON 155877 SNOW FIGHTER PACKAGE $65,563.07 BODY VIBRATOR ILO NO VIBRATOR BATTERY AND TANK RELOCATION ILO NO RELOCATION TIMBREN ILO NO TIMBREN NNR-10-S2 COMMANDER ILO MTR-10-S2 COMMANDER STAINLESS SPILL PAN ILO NO SPILL PAN STAINLESS SIDE BOARDS ILO NO SIDE BOARDS 17G LIGHTING KIT ILO STANDARD LIGHTING 600-700 SERIES LIGHTING ILO STANDARD LIGHTING 3 WORK LIGHTS ILO 2 WORK LIGHTS WING FLASHERS ILO NO FLASHERS 3 CAMERA SYSTEM ILO NO CAMERA SYSTEM WING HYDRAULICS ILO NO WING HYDRAULICS STAINLESS COUPLERS ILO STANDARD COUPLERS KERNS PINTLE COMBO ILO PH20 PINTLE HFF-QLX PLOW HITCH ILO HFF-QX HITCH 5/8" PLOW HITCH SIDE PLATES ILO 1/2" PLATES 12ST36TT1 PLOW ILO 11ST42MX1 PLOW STAINLESS MOLDBAORD ILO CARBON COVE CUT ILO NO COVE CUT 7/8 TRIP SPRINGS ILO 3/4 PALARFLEX PLOW BLADES ILO STANDARD BLADE CARBIDE CURB SHOES ILO NO CURB SHOES QUICK LINK SWIVEL BAR ILO QA LOOP 3/4" BOTTOM ANGLE ILO STANDARD ANGLE

BONNELL INDUSTRIES INC
TRUCK & ROAD EQUIPMENT
Sourcewell Contract Number: 062222-BNL

1385 Franklin Grove Rd
Dixon, IL 61021
815-284-3819 * 815-284-8815 Fax
800-851-9664
www.bonnell.com * info@bonnell.com

Quote

Quote Number: 0194553
Quote Date: 2/10/2026
Sourcewell ID: 68648

FINANCING AVAILABLE
ASK US FOR DETAILS

Bill To: 4592545
VILLAGE OF BUFFALO GROVE
51 RAUPP BLVD
BUFFALO GROVE, IL 60089-2138

Ship To: 01
VILLAGE OF BUFFALO GROVE
1650 LEIDER LANE
BUFFALO GROVE, IL 60089

Phone: (847) 459-2545 Fax: (847) 537-1742 apfinance@vbg.org

Phone:
Fax:

Confirm To: TYLER ANKNEY

Comment:

Customer P.O.	Ship VIA	F.O.B.	Terms	Quote Expiration
			Net 30 Days	3/22/2026

Ordered	Unit	Item Number
		8TEWFMP WING ILO NO WING STAINLESS MOLBOARD ILO CARBON 7/8 TRIP SPRINGS ILO 3/4 PALARFLEX PLOW BLADES ILO STANDARD BLADE SPREADER SPRAY BAR ILO SPINNER NOZZLES

SIGNING THIS QUOTE CONSTITUTES YOUR ACCEPTANCE AND AGREEMENT TO THE FOLLOWING:

- **DUE TO THE CLIMATE OF CURRENT MARKET CONDITIONS FINAL INVOICE PRICE MAY VARY FROM ORIGINAL QUOTE PRICE.**
- **NO PRODUCT/SPEC. CHANGES MAY BE MADE AFTER THE DATE OF SIGNATURE. ANY CHANGES REQUESTED AFTER THE DATE OF SIGNATURE WILL BE QUOTED SEPARATELY AND, IF APPLICABLE, WILL BE COMPLETED ON A SEPARATELY SCHEDULED TIME FRAME.**
- **15% RESTOCKING FEE ON RETURNED ITEMS. NO RETURNS ON ELECTRICAL ITEMS**
- **THIS QUOTE IS VALID FOR 30 DAYS. ALL QUOTES OVER 30 DAYS OLD ARE SUBJECT TO CHANGE AND REQUIRE A REQUOTE PRIOR TO ACCEPTANCE OF A PURCHASE ORDER.**

Net Order:	210,213.87
Less Discount:	0.00
Freight:	0.00
Sales Tax:	0.00
Quote Total:	210,213.87

AUTHORIZED APPROVAL CONTACT NAME (PRINTED): _____

AUTHORIZED APPROVAL CONTACT (SIGNATURE): _____

APPROVAL DATE: _____ **CUSTOMER PO NUMBER:** _____

0008 Matt Hazelwood BS1

AGENDA ITEM SUMMARY

BUFFALO GROVE VILLAGE BOARD

Regular Meeting: March 16, 2026

AGENDA ITEM 9.i. O-2026-45
Ordinance Authorizing the Purchase of an Engine from MacQueen Equipment, LLC.

Contacts

Liaison: Trustee Richards
Staff: Lawrence Kane

Staff Recommendation

Staff recommends approval.

Recommended Motion

I move to approve an Ordinance Authorizing the Purchase of an Engine from MacQueen Equipment, LLC.

Summary

See attached memo.

Strategic Alignment

Guiding Principle

Principle 1: Financially Responsible and Sound
Principle 3: Plan and Invest in the Future
Principle 4: High Performing Village Team

Goal

Goal 1: Maintained effective village government: fiscally responsible and providing outstanding, responsive services

File Attachments

1. Memo - 3-16-26 Engine Purchase
2. DRAFT Ordinance - Engine Joint Purchase
3. Pierce Proposal Letter
4. Pierce Purchase Agreement
5. HGAC Purchasing Contract

MEMORANDUM

DATE: March 16, 2026

TO: Village President Eric Smith

FROM: Fire Chief Lawrence Kane

SUBJECT: Engine Joint Purchase Ordinance

RECOMMENDATION

Staff recommends approval of an ordinance authorizing the Village Manager to execute an agreement with MacQueen Equipment, LLC for a replacement engine through the Houston Galveston Purchasing Cooperative purchasing program (Contract #FS12-23). This purchase is being made in accordance with the Illinois Governmental Joint Purchasing Act (30 ILCS 525/0.01 et seq.) in a total not to exceed the amount of $1,204,746 ($1,184,000 sale price, $10,000 build contingency and $50,000 equipment allowance minus $39,254 pre-payment discount). Prior to executing the final agreement, all documents will be reviewed by the Village Attorney.

BACKGROUND

Unit 217 is a 2010 Ferrara Engine with 83,666 miles showing on the odometer and 4,589 engine hours. This unit is nearing an age and condition that is no longer an option to refurbish it for continued service. The anticipated lifespan of fifteen years for this vehicle was met in 2025. The current mileage is trending to be the typical mileage on a vehicle requiring replacement and is expected to maintain that pace until the replacement vehicle is delivered. Current delivery times are estimated at 36 months.

The planning and construction of the proposed replacement, a 2028 Pierce Enforcer engine will have an estimated completion and delivery to Buffalo Grove of 31-36 months after order. The cost of the vehicle from the 2026 HGAC contract is $1,184,000 plus a $10,000 build contingency and a $50,000 equipment allowance minus a $39,254 pre-payment discount for a total not to exceed price of $1,204,746. Fire Department staff sought proposals from two fire apparatus vendors, and their final build price was nearly identical. Fire Department staff decided on the recommended vendor based on attentiveness to the department's needs, options offered and overall recognized purpose of the vehicle.

The current 2010 Ferrara Engine will be assessed for trade in value or outright sale, whichever provides the best value for the Village of Buffalo Grove as the date of new vehicle completion nears.

Due to the complexity of construction of these vehicles and the extended lead time, staff is recommending, as has been past practice, that a vehicle build contingency, controlled by the Village Manager, be calculated into the final not to exceed amount as well as an allowance for equipment. This contingency, in the amount of $10,000 for the upfitting and modification of the vehicle, will be held by the Village and will only be expended, if necessary, modifications to the engine are required and approved by the Village Manager.

The $50,000 equipment allowance will be used to purchase new equipment necessary to place the vehicle in service. This allowance would include Items such as radios, hose, tools, valves and nozzles.

FINANCIAL IMPACT

The purchase of this engine was planned for in the 2025 vehicle replacement plan and was deferred to 2026 while additional research was completed and costs were analyzed. The purchase will span multiple years with the initial payment of $592,000 being made at the time of order. The second and final payment, expected to be $592,000 less the pre-payment discount, will be made at the time of delivery.

Below is a cost breakdown simplifying the payment process:

Total Cost of Engine	$1,184,000
Build Contingency (if needed in process)	$10,000
Equipment Allowance	$50,000
50% Pre-Payment Discount	($39,254)
Final Price	**$1,204,746**

APPENDICES

a. Engine Joint Purchase Ordinance
b. Pierce Proposal Letter
c. Pierce Purchase Agreement
d. HGAC Purchasing Contract

ORDINANCE 2026-xxx

AN ORDINANCE AUTHORIZING THE PURCHASE OF AN ENGINE FROM MACQUEEN EQUIPMENT, LLC.

WHEREAS the Village of Buffalo Grove is a home rule unit pursuant to the Illinois Constitution of 1970; and

WHEREAS the Village of Buffalo Grove Fire Department requires a replacement fire engine; and

WHEREAS the Village of Buffalo Grove will make this purchase in accordance with the Illinois Governmental Joint Purchasing Act (30 ILCS 525/0.01 et seq.).

NOW THEREFORE BE IT ORDAINED by the President and Board of Trustees of the Village of Buffalo Grove, Cook and Lake Counties, Illinois, as follows:

SECTION 1. The foregoing recitals are hereby adopted and incorporated and made a part of this Ordinance as if fully set forth herein.

SECTION 2. The Village Manager is authorized to purchase a Pierce Enforcer fire engine from MacQueen Equipment, LLC, through the Houston Galveston Purchasing Cooperative contract FS12-23, at a price not to exceed $1,204,746 (including a $10,000 build contingency and $50,000 equipment allowance) pending review and approval by the Village attorney.

SECTION 3. If any section, paragraph, clause or provision of this Ordinance shall be held invalid, the invalidity thereof shall not affect any other provision of this Ordinance.

SECTION 4. This Ordinance shall be in full force and effect from and after its passage and approval and shall not be codified.

AYES: _____
NAYES: _____
ABSENT: _____
PASSED: _____, 2026
APPROVED: _____, 2026
PUBLISHED: _____, 2026

ATTEST: APPROVED:

_____ _____
Janet M. Sirabian, Village Clerk Eric N. Smith, Village President

DRAFT

EM-102

March 4, 2026

Chief Larry Kane
Village of Buffalo Grove
1051 Highland Grove Drive
Buffalo Grove, IL 60089

Subject: **Proposal for One (1) Pierce Enforcer Pumper**
Proposal / Bid 1238

Dear Chief Kane,

With regard to the above subject, please find attached our complete proposal.
Pricing, is as follows, including 100% & 50% prepay option.

Pricing Summary:

Sale Price – **$1,184,000.00***
Houston-Galveston Area Council (HGAC) Consortium Pricing Contract FS12-23 (23P-105).

100% Performance Bond:

Should the Village of Buffalo Grove elect to have us provide a Performance Bond, $3,101.00 will need to be added to the above sale price.

100% Prepayment Option:

Should the Village of Buffalo Grove elect to make 100% prepayment at contract signing, a discount of ($78,507.00) can be subtracted from the above "Sale Price" resulting in a revised contract price of **$1,105,493.00 OR $1,108,594.00 with Performance Bond**.

50% Prepayment Option:

Should the Village of Buffalo Grove elect to make 50% prepayment of $592,000.00 at contract signing, a discount of ($39,254.00) can be subtracted from the above "Sale Price".

Terms and Conditions:

Taxes – Not Applicable

Freight – F.O.B. – Appleton, WI / Shipping to Buffalo Grove

Terms – Net due prior to vehicle(s) release at the Pierce Manufacturing Plant (Appleton, WI). Net due at Contract signing for **Prepay discount** to be applicable.

Delivery* – 28 - 31 months from receipt and acceptance of contract.

**Due to global supply chain constraints, any delivery date contained herein is a good faith estimate as of the date of this order/contract, and merely an approximation based on current information. Delivery updates will be made available, and a final firm delivery date will be provided as soon as possible.*

Said apparatus and equipment are to be built and shipped in accordance with the specifications hereto attached, delays due to strikes, war, or international conflicts, or other causes beyond our control not preventing, could alter the delivery schedule.

The specifications herein contained, shall form a part of the final contract, and are subject to changes as desired by the purchaser, provided such changes are acknowledged and agreed to in writing by the purchaser.

Various state or federal regulation agencies (e.g., NFPA, DOT, EPA) may require changes to the Specifications and/or the Product and in any such event any resulting cost increases incurred to comply therewith will be added to the Purchase Price to be paid by the Customer. Any future drive train upgrades (engine, transmission, axles, etc.) or any other specification changes have not been calculated into our annual increases and will be provided at additional cost. The Company reserves the right to update pricing in response to manufacturer-imposed increases as a result of PPI inflation. The Company will document and itemize any such price increase for the Customer's review and approval before proceeding. Should the customer choose not to accept the pricing update, the customer has the ability to cancel without penalty.

This proposal for fire apparatus conforms with all Federal Department of Transportation (DOT) rules and regulations in effect at the time of bid, and with all National Fire Protection Association (NFPA) Guidelines for Automotive Fire Apparatus as published at the time of bid, except as modified by customer specifications.

The attached proposal is valid for thirty (30) days.

We trust the above and the enclosed to be full and complete at this time; however, should you have any questions or require additional information, please do not hesitate to contact me at 630-973-9081 or dan.rudnicki@macqueengroup.com .

We wish to thank the Village of Buffalo Grove for the opportunity to submit our proposal.

Respectfully,

Dan Rudnicki

Dan Rudnicki
Apparatus Sales
MacQueen Equipment LLC
DBA MacQueen Emergency Group

PURCHASE AGREEMENT

This Purchase Agreement (together with all attachments referenced herein, the "Agreement"), made and entered into by and between MacQueen Equipment, LLC, as a Delaware limited liability company DBA MacQueen Emergency ("MacQueen"), and Village of Buffalo Grove, (customer) is effective as of the date specified in Section 3 hereof.

1. Definitions

a. **"Product"** means the fire apparatus and any associated equipment furnished for the Customer by MacQueen, pursuant to the specifications.

b. **"Specifications"** means the general specifications, technical specifications, orientation, and testing requirements for the Product contained in the MacQueen Proposal for the Product prepared in response to the Customer's request for proposal.

c. **"MacQueen Proposal"** means the proposal provided by MacQueen attached as Exhibit C prepared in response to the Customer's request for proposal.

d. **"Delivery"** means the date MacQueen is prepared to make physical possession of the Product available to the Customer.

2. Purpose

This Agreement sets forth the terms and conditions of MacQueen's sale of the Product to the Customer.

3. Term of Agreement

This Agreement will become effective on the date it is signed and approved by MacQueen's authorized representative pursuant to Section 22 hereof ("Effective Date") and, unless earlier terminated pursuant to the terms of this Agreement, it will terminate upon the Customer's Acceptance and payment in full of the Purchase Price.

4. Purchase and Payment

The Customer agrees to purchase the Product specified on Exhibit A for the total purchase price of $1,184,000.00 ("Purchase Price"). Prices are in US Funds.

NOTE: Upon final inspection at the factory for pick-up or delivery, the customer will need to supply a "Certificate of Insurance" and "FULL PAYMENT" prior to release of the vehicle, unless prior arrangements for vehicle's release have been made.

5. Future Changes

Various state or federal regulation agencies (e.g., NFPA, DOT, EPA) may require changes to the Specifications and/or the Product and in any such event any resulting cost increases incurred to comply therewith will be added to the Purchase Price to be paid by the Customer. Any future drive train upgrades (engine, transmission, axles, etc.) or any other specification changes have not been calculated into our annual increases and will be provided at additional cost. The Company reserves the right to update pricing in response to manufacturer-imposed increases as a result of PPI inflation. The Company will document and itemize any such price increase for the Customer's review and approval before proceeding. Should the customer choose not to accept the pricing update, the customer has the ability to cancel without penalty or cancellation fee.

6. Agreement Changes

The Customer may request that MacQueen incorporate a change to the Products or the Specifications for the Products by delivering a change order to MacQueen; provided, however, that any such change order must be in writing and include a description of the proposed change sufficient to permit MacQueen to evaluate the feasibility of such change ("Change Order"). Within seven (7) business days of receipt of a Change Order, MacQueen will inform the Customer in writing of the feasibility of the Change Order, the earliest possible implementation date for the Change Order, of any increase or decrease in the Purchase Price resulting from such Change Order, and of any effect on production scheduling or Delivery resulting from such Change Order. MacQueen shall not be liable to the Customer for any delay in performance or Delivery arising from any such Change Order. A Change Order is only

effective when counter-signed by MacQueen's authorized representative. Only the listed customer person(s) specified on Exhibit A may be able to authorize and sign the Change Order.

7. Cancellation/Termination

In the event this Agreement is cancelled or terminated by the Customer before completion, MacQueen may charge a cancellation fee. The following charge schedule based on costs incurred may be applied: (a) 10% of the Purchase Price after order is accepted and entered by MacQueen; (b) 20% of the Purchase Price after completion of approval drawings, and; (c) 30% of the Purchase Price upon any material requisition. The cancellation fee will increase accordingly as costs are incurred as the order progresses through engineering and into manufacturing. MacQueen endeavors to mitigate any such costs through the sale of such Product to another purchaser; however, Customer shall remain liable for the difference between the Purchase Price and, if applicable, the sale price obtained by MacQueen upon sale of the Product to another purchaser, plus any costs incurred by MacQueen to conduct any such sale.

8. Delivery, Inspection, and Acceptance

a. Delivery

Delivery of the Product is approximately **28-31 months** of the Effective Date of this Agreement. Risk of loss shall pass to Customer upon Delivery. Delivery shall be made and title documentation shall pass upon Customer's complete fulfillment of its obligations arising under Section 4 hereof. Due to global supply chain constraints, any delivery date contained herein is a good faith estimate as of the date of this order/contract, and merely an approximation based on current information. Delivery updates will be made available, and a final firm delivery date will be provided as soon as possible.

b. Inspection and Acceptance

Upon Delivery, Customer shall have fifteen (15) days within which to inspect the Product for substantial conformance to the material Specifications, and in the event of substantial non-conformance to the material Specifications to furnish MacQueen with written notice sufficient to permit MacQueen to evaluate such non-conformance ("Notice of Defect"). Any Product not in substantial conformance to material Specifications shall be remedied by MacQueen within thirty (30) days from the Notice of Defect. In the event MacQueen does not receive a Notice of Defect within fifteen (15) days of Delivery, Product will be deemed to be in conformance with Specifications and Accepted by Customer.

9. Notice

Any required or permitted notices hereunder must be given in writing at the address of each party set forth below, or to such other address as either party may substitute by written notice to the other in the manner contemplated herein, by one of the following methods: hand delivery; registered, express, or certified mail, return receipt requested, postage prepaid; or nationally-recognized private express courier:

MacQueen Equipment, LLC
1125 7th Street East
St. Paul, MN 55106

Village of Buffalo Grove
Chief Larry Kane
1051 Highland Grove Drive
Buffalo Grove, IL 60089

10. Standard Warranty

The equipment sold herein will be manufactured by Pierce Manufacturing, Inc. and any warranties are attached hereto as Exhibit B and made a part hereof. Any additional warranties must be expressly approved in writing by Pierce's authorized representative and MacQueen.

a. Disclaimer

Other than as expressly set forth in this agreement, neither Pierce, its Parent Company, Affiliates, Subsidiaries, Licensors, suppliers, distributors, dealers, including without limitation, MacQueen, or other respective officers, directors, employees, shareholders, agents or representatives, make any express or implied warranties with respect to the products provided hereunder or otherwise regarding this agreement, whether oral or written, express, implied or statutory. Without limiting the foregoing, any implied warranty against infringement, and the

implied warranty of condition of fitness for a particular purpose are expressly excluded and disclaimed. Statements made by sales representatives or in promotional materials do not constitute warranties.

b. Exclusions of Incidental and Consequential Damages

In no event shall MacQueen be liable for consequential, incidental or punitive damages incurred by Customer or any third party in connection with any matter arising out of or relating to this Agreement, or the breach thereof, regardless of whether such damages arise out of breach of warranty, tort, contract, strict liability, statutory liability, indemnity, whether resulting from non-delivery or from MacQueen's own negligence, or otherwise.

11. Insurance

MacQueen maintains the following limits of insurance with a carrier(s) rated A- or better by A.M. Best:

Commercial General Liability Insurance:

Products/Completed Operations Aggregate: $ 2,000,000
Each Occurrence: $ 2,000,000

Umbrella/Excess Liability Insurance:

Aggregate: $ 5,000,000
Each Occurrence: $ 5,000,000

The Customer may request MacQueen to provide the Customer with a copy of a current Certificate of Insurance with the coverages listed above.

12. Indemnity

The Customer shall indemnify, defend and hold harmless MacQueen, its officers, employees, dealers, agents or subcontractors, from any and all claims, costs, judgments, liability, loss, damage, attorneys' fees or expenses of any kind or nature whatsoever (including, but without limitation, personal injury and death) to all property and persons caused by, resulting from, arising out of or occurring in connection with the Customer's purchase, installation or use of goods sold or supplied by MacQueen which are not caused by the sole negligence of MacQueen or Pierce.

13. Force Majeure

MacQueen shall not be responsible nor deemed to be in default on account of delays in performance due to causes which are beyond MacQueen's control which make MacQueen's performance impracticable, including but not limited to civil wars, insurrections, strikes, riots, fires, storms, floods, other acts of nature, explosions, earthquakes, accidents, any act of government, delays in transportation, inability to obtain necessary labor supplies or manufacturing facilities, allocation regulations or orders affecting materials, equipment, facilities or completed products, failure to obtain any required license or certificates, acts of God or the public enemy or terrorism, failure of transportation, epidemics, quarantine restrictions, failure of vendors (due to causes similar to those within the scope of this clause) to perform their contracts or labor troubles causing cessation, slowdown, or interruption of work.

14. Default

The occurrence of one or more of the following shall constitute a default under this Agreement:

(a) the Customer fails to pay when due any amounts under this Agreement or to perform any of its obligations under this Agreement; **(b)** MacQueen fails to perform any of its obligations under this Agreement; **(c)** either party becomes insolvent or become subject to a bankruptcy or insolvency proceedings; **(d)** any representation made by either party to induce the other to enter into this Agreement is false in any material respect; **(e)** the Customer dissolves, merges, consolidates or transfers a substantial portion of its property to another entity; or **(f)** the Customer is in default or has breached any other contract or agreement with MacQueen.

15. Relationship of Parties

Neither party is a partner, employee, agent, or joint venture of or with the other.

16. Assignment

Neither party may assign its rights and obligations under this Agreement unless it has obtained the prior written approval of the other party.

17. **Governing Law; Jurisdiction**
Without regard to any conflict of law's provisions, this Agreement is to be governed by and under the laws of the state of Minnesota.

18. **Facsimile & Electronic Verified Signatures**
The delivery of signatures to this Agreement by facsimile transmission and/or electronic verified shall be binding as original signatures.

19. **Entire Agreement**
This Agreement shall be the exclusive agreement between the parties for the Product. Additional or different terms proposed by the Customer shall not be applicable, unless accepted in writing by MacQueen's authorized representative. No change in, modification of, or revision of this Agreement shall be valid unless in writing and signed by MacQueen's authorized representative.

20. **Conflict**
In the event of a conflict between the Customer Specifications and the MacQueen Proposal, the MacQueen Proposal shall control.

21. **Additional Orders**
Company, at its sole discretion, will allow the terms of this contract to be extended to both the Customer, as well as to other Municipal, State, or Federal agencies for similar unit(s). Company will allow tag on / additional orders for up to three (3) years from the date of contract execution. To facilitate pricing, Company will quote the original price plus manufacturer's price increases or Producer's Price Index (PPI) whichever is greater as it applies to either Fire Apparatus and/or commercial heavy truck industries. Additionally, any regulatory changes (NFPA, EPA, Engine Emissions, FMVSS, etc.) will also have to be added to the price as they become applicable. Change orders to the original specification will need to be authorized, signed, and accepted by Company. Any entity using this tag-on/additional orders program will be required to sign a new contract commencing the relationship. Additionally, if required by the Purchaser, any new tag-on / additional orders that require a "separate" Performance bond will be separately priced. This contract, including its appendices, embodies the entire agreement between the parties relating to the subject matter contained herein and merges all prior discussions and agreements. No agent or representative of Company has authority to make any representations, statements, warranties, or agreements not herein expressed and all modifications of amendments of this agreement, including any appendices, must be in writing and executed by an authorized representative of each of the parties hereto. No surety of any performance bond given by Company to the Customer in connection with this Agreement shall be liable for any obligation of Company arising under the Standard Applicable Warranty.

22. **Signatures**
This Agreement is not effective unless and until it is approved, signed and dated by MacQueen's authorized representative.

Accepted and Agreed to:

MACQUEEN EQUIPMENT, LLC	**VILLAGE OF BUFFALO GROVE**
Signature: _____	Signature: _____
Name: _____	Name: _____
Title: _____	Title: _____
Date: _____	Date: _____

EXHIBIT A – PURCHASE PAYMENT TERMS & CONDITIONS

MacQueen Equipment, LLC
1125 7th Street East, St. Paul, MN 55106

Customer Name Village of Buffalo Grove **Date** March 4, 2026

Quantity	Chassis Type	Body Type	Contract Price per Unit
1	Enforcer	Pumper	$1,184,000.00*

Houston-Galveston Area Council (HGAC) Consortium Pricing Contract FS12-23 (23P-105).

PERFORMANCE BOND OPTION:

If a Performance Bond is required add $3,101.00 to the contract price. ***Initial here to accept*: .**

100% PREPAYMENT OPTION: DUE AT CONTRACT SIGNING TO BE APPLICABLE.

If 100% prepayment is made with contract, deduct $78,507.00 from contract price.
Payment due with contract is $1,105,493.00 OR $1,108,594.00 with Performance Bond.
***Initial here to accept*: .**

50% PREPAYMENT O $592,000.00 OPTION: DUE AT CONTRACT SIGNING TO BE APPLICABLE.

If 50% prepayment of $592,000.00 is made with contract, deduct $39,254.00 from contract price.
***Initial here to accept*: .**

Only the below listed person(s) are authorized to make changes to product specifications on behalf of the Customer.

Name	Title

This contract is available for inter-local and other municipal corporations to utilize with the option of adding or deleting any Company available options, including chassis models. Any addition or deletion may affect the unit price.

"PAYMENT TERMS" 100% of contract price or any balance is due prior to vehicle(s) release at the Pierce Manufacturing Plant (Appleton, WI).

"TAXES" Federal, State, and Local Taxes are not included in the contract price.

"LATE PAYMENT" A late fee of .033% of the sale price will be charged per day for overdue payments beginning ten (10) days after the payment is due for the first thirty (30) days. The late fee increases to .044% per day until the payment is received.

[NOTE: If deferred payment arrangements are required, the Customer must make such financial arrangements through a financial institution acceptable to MacQueen.] All taxes, excises and levies that MacQueen may be required to pay or collect by reason of any present or future law or by any governmental authority based upon the sale, purchase, delivery, storage, processing, use, consumption, or transportation of the Product sold by MacQueen to the Customer shall be for the account of the Customer and shall be added to the Purchase Price. All delivery prices or prices with freight allowance are based upon prevailing freight rates and, in the event of any increase or decrease in such rates, the prices on all unshipped Product will be increased or decreased accordingly. Delinquent payments shall be subject to a carrying charge of 1.5 percent (1.5%) per month or such lesser amount permitted by law. MacQueen will not be required to accept payment other than as set forth in this Agreement. However, to avoid a late charge assessment in the event of a dispute caused by a substantial nonconformance with material Specifications (other than freight), the Customer may withhold up to five percent (5%) of the Purchase Price until such time that MacQueen substantially remedies the nonconformance with material Specifications, but no longer than sixty (60) days after Delivery. If the disputed amount is the freight charge, the Customer may withhold only the amount of the freight charge until the dispute is settled, but no longer than sixty (60) days after Delivery. MacQueen shall have and retain a purchase money security interest in all goods and products now or hereafter sold to the Customer by MacQueen or any of its affiliated companies to secure payment of the Purchase Price for all such goods and products. In the event of nonpayment by the Customer of any debt, obligation or liability now or hereafter incurred or owing by the Customer to MacQueen, MacQueen shall have and may exercise all rights and remedies of a secured party under Article 9 of the Uniform Commercial Code (UCC) as adopted by the state of Minnesota.

THIS PURCHASE DETAIL FORM IS EXPRESSLY SUBJECT TO THE PURCHASE AGREEMENT TERMS AND CONDITIONS DATED AS OF March 4, 2026 BETWEEN MACQUEEN AND Village of Buffalo Grove (customer) WHICH TERMS AND CONDITIONS ARE HEREBY INCORPORATED IN, AND MADE PART OF, THIS PURCHASE DETAIL FORM AS THOUGH EACH PROVISION WERE SEPARATELY SET FORTH HEREIN, EXCEPT TO THE EXTENT OTHERWISE STATED OR SUPPLEMENTED BY MACQUEEN HEREIN.

Is Customer Name and Address listed on page 2 to be used on Certificate of Origin (CO)? ☐ Yes ☐ No
If not, please provide correct name and address to be listed on CO. _____
_____

Is there a lienholder? ☐ Yes ☐ No
If yes, please provide lienholder Name & Address. _____
_____

EXHIBIT B – PROPOSAL OPTION LIST WITH WARRANTIES

SEE ATTACHED PROPOSAL OPTION LIST Bid Number 1238 Dated 3/4/2026 FOR ALL APPLICABLE OPTIONS AND WARRANTIES APPROVED WITH CONTRACT.

Option List

3/4/2026

Customer:	Buffalo Grove Fire Department, Village of	**Bid Number:**	1238
Representative	Rudnicki, Dan	**Job Number:**	
Organization:	MacQueen Emergency Group	**Number of Units:**	1
Requirements Manager:		**Bid Date:**	01/01/2026
Description:	Buffalo Grove pumper	**Stock Number:**	
Body:	Pumper, Medium, Aluminum, 2nd Gen	**Price Level:**	54 (Current: 54)
Chassis:	Enforcer Chassis	**Lane:**	Lane 1

Line	Option	Type	Option Description	Qty
1	0010012		No Boiler Plates requested	1
2	0661794		Single Source Compliance	1
3	0584456		Manufacture Location, Appleton, Wisconsin	1
4	0584452		RFP Location: Appleton, Wisconsin	1
5	0588609		Vehicle Destination, US	1
6	0764706	SP	BMP Truck - Pre-Approval at Bid - Approved Option Will Be Required at Booking	1
7	0816491		Comply NFPA 1900 Changes Effective Jan 1, 2024, With Exceptions	1
8	0533347		Pumper/Pumper with Aerial Device Fire Apparatus	1
9	0588611		Vehicle Certification, Pumper	1
10	0661778		Agency, Apparatus Certification, Pumper/Tanker, U.L.	1
11	0816495		Certification, Vehicle Inspection Program, NFPA 1900	1
12	0620362		Consortium, HGAC	1
13	0537375		Unit of Measure, US Gallons	1
14	0529326		Bid Bond, 10%, Pierce Built Chassis	1
15	0816569		Performance Bond, Not Requested, PPI Terms	1
16	0000007		Approval Drawing	1
17	0742683		Electrical Diagrams, 12V As-Built on USB, Custom Chassis Pumper Diagrams, Hard Copy - One hard copy	1
18	0649754		Enforcer Chassis	1
19	0000110		Wheelbase Wheelbase - 184.5"	1
20	0000070		GVW Rating GVW rating - 43,500	1
21	0649713		Frame Rails, 10.25" x 3.50" x .375", Saber FR/Enf	1
22	0020018		Frame Liner Not Req'd	1
23	0630705		Axle, Front, Oshkosh TAK-4, Non Drive, 19,500 lb, Enforcer	1
24	0030264		Suspension, Front TAK-4, 19,500 lb, Qtm/AXT/Imp/Vel/Enf/SFR	1
25	0087572		Shock Absorbers, KONI, TAK-4, Qtm/AXT/Imp/Vel/Enf	1
26	0000322		Oil Seals, Front Axle	1
27	0582936		Tires, Front, Goodyear, G289 WHA, 315/80R22.50, 20 ply	1
28	0894433		Wheels, Front, 22.50" x 9.00", Steel, Hub Pilot, 315/80R Tire	1
29	0530457		Axle, Rear, Meritor RS23-186, 24,000 lb Saber/Enforcer	1
30	0544253		Top Speed of Vehicle, 68 MPH /109 KPH	1
31	0565379		Suspen, Rear, Single Slipper Spring, 24,000 lb, Saber/Enforcer	1
32	0000485		Oil Seals, Rear Axle	1
33	0782552		Tires, Rear, Goodyear, Endurance RSA, 12R22.50, LRH, Single	1
34	0654806		Wheels, Rear, Accuride, 22.50" x 8.25", Steel, Hub Pilot, Single	1
35	0568081		Tire Balancing, Counteract Beads	1
36	0620570		Tire Pressure Monitoring, RealWheels, AirSecure, Valve Cap, Single Axle Qty, Tire Pressure Ind - 6	1
37	0801909		Lug Nut, Covers, Chrome	1
38	0003245		Axle Hub Covers w/center hole, S/S, Front Axle	1
39	0001960		Axle Hub Covers, Rear, S/S, High Hat (Pair)	1
40	0002045		Mud Flap, Front and Rear, Pierce Logo	1
41	0544802		Chocks, Wheel, SAC-44-E, Folding, (Up to 44" Diameter Tires) Qty, Pair - 01	1
42	0544806		Mounting Brackets, Chocks, SAC-44-E, Folding, Horizontal Qty, Pair - 01 Location, Wheel Chocks - Left Side Rear Tire, Forward	1
43	0820509		ESC/ABS/ATC Wabco Brake System, Single Rear Axle, NFPA 1900/ULC	1
44	0030185		Brakes, Knorr/Bendix 17", Disc, Front, TAK-4	1

Line	Option	Type	Option Description	Qty
45	0000730		Brakes, Meritor, Cam, Rear, 16.50 x 7.00"	1
46	0020784		Air Compressor, Brake, Cummins/Wabco 18.7 CFM	1
47	0644232		Brake Reservoirs, 4,272 Cubic Inch Minimum Capacity, Saber FR/Enforcer	1
			Paint Color, Air Tanks - Black #98	
48	0568012		Air Dryer, Wabco System Saver 1200, Heater, 2010	1
49	0000790		Brake Lines, Nylon	1
50	0000856		Air Inlet, with Kussmaul Air Eject	1
			Location, Air Coupling(s) - DS Bumper Extension	
			Qty, Air Coupling (s) - 1	
51	0060852		Cover, Weatherproof, for Recessed Kussmaul Air Inlet	1
			Color, Kussmaul Cover - d) yellow	
52	0805797		Compressor, Air, Kussmaul 091-9B-4-AD, 120V Brake System	1
			Location - behind driver seat	
53	0000820		Moisture Ejector, Automatic, w/Heat	3
			Qty, Auto. Moisture Eject - 3	
			Location, Moisture Ejector - Wet Tank and Primary and Secondary	
54	0810947		Engine, Cummins X10, 450 hp, HT1650 lb-ft, W/OBD, EPA 2027, Saber FR/Enforcer	1
55	0811409		Not Required, Engine Contingency Adjustment	1
56	0001244		High Idle w/Electronic Engine, Custom	1
57	0687994		Engine Brake, Jacobs Compression Brake, Cummins Engine	1
			Switch, Engine Brake - e) Cummins Hi Med Lo	
58	0644227		Clutch, Fan, Air Actuated, Saber FR/Enforcer	1
59	0644573		Air Intake, Water & Ember Screen, Saber FR/Enforcer	1
60	0814375		Exhaust System, Horizontal, Right Side	1
			Exhaust, Diffuser - Aluminized Steel (Standard)	
			Exhaust, Material/Finish - Aluminized Steel (Standard)	
			Location, Diffuser Termination - 2.00" Past Rub Rail (Standard)	
			Tip, Exhaust - Straight Tip (Standard)	
61	0788765		Radiator, Saber FR/Enforcer	1
62	0001090		Cooling Hoses, Rubber	1
63	0734110	SP	Fuel Tank, 65 Gallon, Left Side Fill, Aluminum, Common Air Bottle Door	1
			Finish, Fuel Tank - Unpainted	
64	0001129		Lines, Fuel	1
65	0662965		DEF Tank, 4.5 Gallon, DS Fill, Rear of Axle, Common Air Bottle Door	1
66	0723716		Fuel Priming Pump, Electronic, Automatic, Cummins, No Swt Req'd	1
67	0552712		Not Required, Shutoff Valve, Fuel Line	1
68	0699437		Cooler, Chassis Fuel, Not Req'd.	1
69	0690880		No Selection Required From This Category	1
70	0887546		Trans, Allison 6th Gen, 4000 EVS P, w/Prognostics, Imp/Vel/SFR/Enf	1
71	0625331		Transmission, Shifter, 6-Spd, Push Button, 4000 EVS	1
72	0684459		Transmission Oil Cooler, Modine, External	1
73	0535530		Mode, Downshift, Aggressive downshift to 2nd, w/engine brake, 6 speed	1
74	0801876		Fluid, 4000 Series Trans, Allison Approved TES-668 Synthetic, IPOS, Custom	1
75	0001375		Driveline, Spicer 1810	1
76	0669988		Steering, Sheppard M110 w/Tilt, TAK-4, Eaton Pump, w/Cooler	1
77	0509229		Steering Wheel, 2 Spoke	1
78	0690274		Logo/Emblem, on Dash	1
			Text, Row (1) One - Buffalo Grove	
			Text, Row (2) Two - Fire Dept.	
			Text, Row (3) Three - .	
79	0816784		Lube System, Vogel Auto Lube System, Single Rear Axle	1
			Location, Vogel Lube Pump/Reservoir - Pumphouse	
80	0784739	SP	Bumper, 26" Extended, Steel, Painted, 12" H, Saber FR/Enforcer	1
81	0725516		No Selection Required, No Bumper Tray Selected	1
82	0778092		Lift & Tow Package, Enforcer	1
83	0049963		Tow Eyes, Painted Black, Below Deck	1
84	0837030	SP	Matting, Dri-Deck, Bumper Tray Floor	1
			Qty, - 01	
85	0692444		Recess, Front/Side Warning Light, In Angled Corner of Bumper	1
			Material, Brkt, Recess Lt Bumper - Painted Smooth Aluminum	

Line	Option	Type	Option Description	Qty
86	0532853		Recess, Side Zone Warning Light, In Side of Extended Bumper	1
			Material, Brkt, Recess Lt Bumper - Painted Smooth Aluminum	
87	0087200		Hose Restraint, Black Seat Belt Type Strap, Front Bumper	3
			Location - to be mounted at final Qty, - 03	
88	0811777	SP	Tray, Treadplate Hose, 3-Sided, w/Gusset, top surface mntd	1
89	0678962		Coating, Top Flange, Front Bumper, Outside Exterior, UL-LX Coating, Red	1
90	0625650		Cab, Enforcer, 7000	1
91	0647919		Engine Tunnel, ISL, Spray Insulation, Saber FR/Enforcer	1
92	0887601		Cab Insulation, Enforcer/Saber FR	1
93	0610508		Rear Wall, Interior, Adjustable Seating, Not Available	1
94	0632103		Rear Wall, Exterior, Cab, Saber FR/Enforcer	1
			Material, Exterior Rear Wall - Painted	
95	0639727		Cab Lift, Elec/Hyd, Manual Override, Saber FR/Enforcer	1
96	0695930		Grille, Bright Finished, Front of Cab, Enforcer	1
97	0647932		Not Required, Trim, S/S Band, Across Cab Face, AXT/Saber/Enforcer	1
98	0015440		No Chrome Molding, On side of cab	1
99	0521669		Mirrors, Retrac, West Coast Style, Htd/Rmt, w/Htd/Rmt Convex	1
100	0072189		Mirror, 8.00" Convex, Cab Front, Front Cross View	1
101	0648173		Door, Full Height, Saber FR/Enforcer 4-Door Cab, Level Roof	1
			Key Model, Cab Doors - 751 Cab, Exterior Door Handle, Finish - 4-Door, Chrome/Black	
102	0655543		Door Panel, Brushed Stainless Steel, Saber/Enforcer 4-Door Cab	1
103	0528958		Not Required, Controls, Electric Window, AXT, Saber, Enforcer	1
104	0633615		Steps, 4-Door Cab, Reduced Bottom Step, Saber FR/Enforcer	1
			Step Well Material - Aluminum Treadplate	
105	0770194		Handrail, Exterior, Knurled, Alum, 4-Door Cab	1
106	0624073		Steps, Stirrup, Formed w/Grip Strut, Cab & Crew Cab Doors, Saber FR/Enf	1
			Light, Step, Additional - P25 LED	
107	0892638		Lights, Cab & Crw Cab Acs Stps, P25, LED w/Bezel, 6lts	1
			Color, Trim - Chrome Housing	
108	0002141		Fenders, s/s on cab - Saber/Enforcer	1
109	0042105		No Windows, Side of Crew Cab	1
110	0840167	SP	Compt, Transverse C/C, Sgl Pan, LS 4" Blw, RS Rec Tube, 70" SFR/Enf	1
			Light, Short Transverse Compt - Pierce, 2 Sect, Hinged Side Louvers - no louvers Scuffplate, Material/Finish - S/S, Polished Finish, Cab Compt/Component - Spatter Gray Door, Cab Exterior Cabinet - Single Pan, (2), D-Ring, Non-Locking Door, Exterior Stop - 2-Web Strap Door, Cab Interior Cabinet - None (Transverse Only) Location, Recess Floor - Right Scuffplate, Aux Compt, Below Cab - Aluminum Treadplate (1 Compt) Diameter, Extinguisher - 9.50" Diameter	
111	0671301		Tubes, (2) Pike Pole, (1) Each Side, Storage, Transverse Compartment	1
			Pike Pole Make and Model - Fire hooks unlimited 6' NY mounted to ceiling	
112	0722796		Dash, Poly, Saber FR/Enforcer	1
113	0606278		Tray, Equipment Mounting, Aluminum, Lip, Size	1
			Location - on top of rear facing cabinet on engine tunnel Qty, - 01 Size - match size of cabinet it is sitting on Material Finish, Cab Interior - Painted Lip - 2.00"	
114	0778022		Mounting Provisions, 3/16" Alum, Front Engine Tunnel to Rear Cabinet, SFR/Enf	1
			Mounting Provision Spacing - .50" Material Finish, Cab Interior - Painted	
115	0664351		Pac Trac, Installed in Cab/Crew Cab	2
			Location - TBD Qty, - 02	
116	0631534		Mounting Provisions, 3/16" Alum, Officer Dash	1
			Mounting Provision Spacing - .50" Material Finish, Cab Interior - Painted	

Line	Option	Type	Option Description	Qty
117	0750824		Cab Interior, Vinyl Headliner, Saber FR/Enforcer, CARE	1
			Color, Cab Interior Vinyl/Fabric - Endure Vinyl - Silver/Gray	
			Engine Tunnel Cover - Dark Silver Gray Endure Vinyl	
			Cab Interior Rear Wall Material - Painted Aluminum	
118	0753903		Cab Interior, Paint Color, Saber FR/Enforcer	1
			Color, Cab Interior Paint - i) fire smoke gray	
119	0052100		Floor, Rubber Padded, Cab & Crew Cab, Saber/Enforcer	1
120	0722696		HVAC, Standard-Duty, Enforcer, CARE	1
			HVAC System, Filter Access - Removable Panel	
			Auxiliary Cab Heater - Both	
			HVAC System, Control Loc. - Panel Position #12	
			Plenum Cover Material - Formed Plastic	
121	0012122		Fans, Window Defrost, One (1) Fan on Each Side	1
122	0639675		Sun Visor, Smoked Lexan, AXT, Imp/Vel, SFR/Enf	1
			Sun Visor Retention - Thumb Latch	
123	0634328		Grab Handles, Driver and Officer Door Posts, SFR/Enf	1
124	0693439		Lights, Engine Compt, Custom, Auto Sw, w/Fld Chk Dr Wln 3SC0CDCR, 3" LED Trim	1
			Qty, - 01	
125	0631830		Fluid Check Access, Saber FR/Enforcer, Arrow XT	1
			Latch, Door, Storage - Lift and Turn Latch, Flush	
126	0583039		Not Required, Side Roll and Frontal Impact Protection	1
127	0622619		Seating Capacity, 4 Belted Seats	1
128	0636957		Seat, Driver, Pierce PSV, Air Ride, High Back, PRIMARY, SFR/Enf	1
129	0636946		Seat, Officer, Pierce PSV, Fixed, SCBA, PRIMARY, SFR/Enf	1
130	0620420		Radio Compartment, Below Non-Air Ride Seat, Saber FR/Enforcer	1
			Latch, Door, Storage - Lift and Turn Latch	
131	0821932		Cabinet, Rear Facing, LS, 23 W x 40.25 H x 26.75 D, Web, Ext Acc, SFR/Enf	1
			Light, Short Cabinet - Pierce, Interior, Left Side	
			Scuffplate, Material/Finish - S/S, Polished	
			Material Finish, Shelf - Painted - Cab Interior	
			Shelf/Tray, Cabinet - (1) Shelf, Adjustable, 0.75" Up-Turned Lip	
			Door, Cab Exterior Cabinet - Double Pan, Non-Locking	
			Door, Exterior Stop - Web Strap	
			Louvers, Cabinet - 0-No Louvers	
			Fastener, Web, Cab Cabinet - Seat Belt Buckle, Top, Red Strap	
132	0102783		Not Required, Seat, Rr Facing C/C, Center	1
133	0821935		Cabinet, Rear Facing, RS, 22 W x 40.25 H x 26.75 D, Web, Ext Acc, SFR/Enf	1
			Light, Short Cabinet - Pierce, Interior, Right Side	
			Scuffplate, Material/Finish - S/S, Polished	
			Material Finish, Shelf - Painted - Cab Interior	
			Shelf/Tray, Cabinet - (1) Shelf, Adjustable, 0.75" Up-Turned Lip	
			Door, Cab Exterior Cabinet - Double Pan, Non-Locking	
			Door, Exterior Stop - Web Strap	
			Louvers, Cabinet - 0-No Louvers	
			Fastener, Web, Cab Cabinet - Seat Belt Buckle, Top, Red Strap	
134	0108189		Not Required, Seat, Forward Facing C/C, LS Outboard	1
135	0819387		Seat, Fwd Fcng C/C, Ctr, (2) Pierce PSV, SCBA, Foldup, 5.5" Sp, PRIMARY, SFR/Enf	1
136	0108190		Not Required, Seat, Forward Facing C/C, RS Outboard	1
137	0838843	SP	Cabinet, Rr Fcng, Top Eng Tnl, 45 W x 15 H x 18 D, Web, Notch, SFR/Enf	1
			Location - top of engine tunnel	
			Light, Short Cabinet - Pierce, Interior, Horizontal	
			Material Finish, Shelf - Painted - Cab Interior	
			Shelf/Tray, Cabinet - (0) None	
			Louvers, Cabinet - 0-No Louvers	
			Fastener, Web, Cab Cabinet - Seat Belt Buckle, Top, Red Strap	
138	0566653		Upholstery, Seats In Cab, Turnout Tuff	1
			Color, Cab Interior Vinyl/Fabric - c) Black	
139	0543991		Bracket, Air Bottle, Hands-Free II, Cab Seats	3
			Qty, - 03	
140	0603866		Seat Belt, Dual Retractor, ReadyReach, Saber FR/Enforcer	1
			Seat Belt Color - Red	
141	0817557		Helmet Storage, Provided by Fire Department, NFPA/ULC 2024	1

Line	Option	Type	Option Description	Qty
142	0647647		Lights, Dome, FRP Dual LED 4 Lts	1
			Color, Dome Lt - Red & White	
			Color, Dome Lt Bzl - Black	
			Control, Dome Lt White - Door Switches and Lens Switch	
			Control, Dome Lt Color - Lens Switch	
143	0813183		Not Required, Enhanced Software for Cab and Crew Cab Dome Lts	1
144	0898386		Handlts, (4) Streamlight, Fire Vulcan 180, 44311, LED, Tail Lts, 12v, Orange	1
			Location, Portable Hand Light - TBD	
145	0644187		Cab Instruments, Black Gauges, Black Bezels, Saber FR/Enforcer	1
			Emergency Switching - Individual Switches	
146	0002544		Air Restriction Indicator - Pierce Chassis	1
147	0543751		Light, Do Not Move Apparatus	1
			Alarm, Do Not Move Truck - Pulsing Alarm	
148	0637359		Not Required, Door Open Indicator w/Do Not Move Truck Light, Enf/Saber FR	1
149	0632738		Switching, Cab Instrument Lower Console & Overhead, Rocker, Enforcer	1
150	0802940		Wiper Control, 2-Speed with Intermittent, Saber FR/Enforcer	1
			Location, Wiper Control - Standard Location	
151	0834416		USB, Cab, 4, 12V DC, Dual USB Termination, NFPA1900/ULC	1
			USB, Type - USB Combo A & C	
152	0763646		Vehicle Information Center, LCD On Gauge Cluster Only, Sab/Enf	1
			System Of Measurement - US Customary	
153	0734854		Collision Mitigation, Not Requested	1
154	0610240		Vehicle Data Recorder w/Seat Belt Monitor	1
155	0809324		Intercom, Firecom 5200D Dual Radio, 1 Wireless Base Station V2, 1-5 Wireless	1
			Location - officer overhead	
156	0657152		Cable, Radio to Intercom Interface, Firecom, 2 Radios	1
			Radio, First Two-Way Model - Motorola, Model APX 7500, high power	
			Radio, Second Two-Way Model - Motorola, Model APX 7500, high power	
			Radio, First Two-Way Make - Motorola High Power	
			Radio, Second Two-Way Make - Motorola High Power	
157	0838056		Headset, Firecom, Wireless, UHW-503 V2 Under Helmet, Intercom Only	2
			Qty, - 02	
			Location - crew cab seats	
158	0838063		Headset, Firecom, Wireless, UHW-505.V2 Under Helmet, Radio Transmit	2
			Qty, - 02	
			Location, Headset - Driver Seat and Officer Seat	
159	0819255		Hangers For Headsets, NFPA/ULC 2024, Each	4
			Qty, - 04	
			Location, Headset Hangers - Driver Seat, Officer Seat, DS Inbrd, Fwrd Fcng Seat and PS Inbrd, Fwrd Fcng Seat	
160	0896881		Install, Wire, Customer Provided Two-Way Radio Speakers,	2
			Qty, - 02	
			Location 1 - TBD	
			Location 2 - behind officer seat	
161	0835728		Install Customer Provided Thermal Image Camera Charger(s)	1
			Location - TBD	
			Qty, Customer Supplied Battery Charger - 1	
162	0835790		Install Customer Provided MDT, Complete	1
			Location - in front of officer	
			12vdc power from - Battery direct	
163	0835667		Install Customer Provided Two-Way Single Remote Head Radio(s)	1
			Location - behind officer seat	
			Location 1 - TBD	
			Qty, Customer Supplied Radio - 2	
164	0835673		Install Customer Provided Drug Box/Locker, Loc	1
			Location - TBD	
			Qty, Customer Supplied Drug Box/ Locker - 1	
165	0808063		Camera, Pierce, 7" HD, RS, R, Cameras, AHD	1
			Color - 1) black	
			Location, Camera Monitor - Driver Side Overhead	
166	0814831		Not Required, Camera Switcher	1
167	0624241		Electrical Power/Signal Protection & Control, Enforcer	1
168	0831839		Not Required, Prognostics, Electrical System	1

Line	Option	Type	Option Description	Qty
169	0624256		Electrical System, Enforcer Hard Wired	1
170	0079166		Batteries, (4) Stryten/Exide Grp 31, 950 CCA ea, Threaded Stud	1
171	0008621		Battery System, Single Start, All Custom Chassis	1
172	0002698		Battery Compartment, Saber/Enforcer	1
173	0812383		Charger, Sngl Sys, Kussmaul, Chief 091-266-12-40, 40 Amp	1
174	0814869		Location, Cab, Charger, Behind Driver Seat	1
175	0811943		Panel, Remote Control, Kussmaul, Chief 091-266-RCP	1
176	0814939		Location, Cab, Ind/Remote, Driver's Seat Riser	1
177	0811952		Not Required, Indicator/Remote Status	1
178	0824337		Not Required, Location Ind/Remote	1
179	0016857		Shoreline, 20A 120V, Kussmaul Auto Eject, 091-55-20-120, Super	1
			Qty, - 01 Color, Kussmaul Cover - b) red Shoreline Connection - Battery Charger	
180	0026800		Shoreline Location	1
			Location, Shoreline(s) - Extd Bumper	
181	0036804		Light, Indicator, Shoreline Inlet Powered, Green 1st	1
182	0647729		Alternator, 320 amp, Delco Remy 40SI	1
183	0644176		Load Manager, Integrated In Electrical System, Saber FR/Enforcer	1
184	0780484		Headlights, Rect LED, HiViz FT-4X6-4KIT, AXT/Enf/Imp/Sab/Vel	1
185	0840415		Light, Directional, Wln 600 Cmb, Cab Crn, Wrp Bzl Out HD Lts, Enf/Sab	1
			Color, Lens, LED's - Match Color, Trim - Polished Housing	
186	0620054		Light, Directional/Marker, Intermediate, Weldon 9186-8580-29 LED 2lts	1
187	0734373		Lights, Clearance/Marker, Side, Truck-Lite 33050Y 2 Lts, Others With Visor Lt	1
188	0625210		Lights, Directional, Cab Front Side, Truck-Lite 19036Y LED, AXT/Enf	1
189	0563675		Lights, Clearance/Marker/ID, Rear, Truck-Lite 33050R LED 7Lts	1
190	0804514		Lights, Tail, Wln M62BTT* Red Stop/Tail & M62T* Amber Dir Arw For Hsg	1
			Color, Lens, LED's - Match Flash Pattern, Directional Lts - Steady On (Arrow)	
191	0805618		Lights, Backup, Wln M62BU	1
			Color, Trim - Chrome Trim	
192	0664466		Bracket, License Plate & Light, Weldon 9186-23882-30 Incand, Temp Under Tailbrd	1
			Location - centered	
193	0556842		Bezels, Wln, (2) M6 Chrome Pierce, For mtg (4) Wln M6 lights	1
194	0589905		Alarm, Back-up Warning, PRECO 1040	1
195	0564535		Light, Marker, Britax Rubber Arm, Model L427.203.L12 LED, Red/Amb, Qty/Loc	1
			Location, Lights - rearward as possible on the body one each side Qty, Lights (pair) - 1	
196	0817254		Lights, Perimeter Cab, Amdor AY-LB-12HW0** LED 4Dr	1
197	0769572		Lights, Perimeter Pump House, Amdor AY-LB-12HW020 LED 2lts	1
198	0770056		Lights, Perimeter Body, Amdor AY-LB-12HW020 LED 2lts, Rear Step	1
			Control, Perimeter Lts - Parking Brake Applied	
199	0814230		Not Required, Enhanced Software for Perimeter Lts	1
200	0892330		Lights, Step, P25 LED 4lts, Pump Pnl Sw, Trm Fet	1
			Color, Trim - Chrome Housing	
201	0633985	SP	Bracket, Alum. Painted, 12V Surface Mounted Flood Lights, Side Sheet, Each	2
			Location - one centered over LS2 and one centered over RS2 Qty, - 02	
202	0774470		Light, Roof Mt, HiViz, FT-B-72-ML-*, Cnt Feature	1
			Control, Scene Lts - Cab Sw Panel DS, Pump Panel Sw LS and Cab Sw Panel PS Color, Lt Housing HiViz - Black	
203	0756032		Lights, HiViz FT-MB-15-*-*, 19.77", 2nd	1
			Location - centered over the passenger side crew cab door Qty, - 01 Control, Scene Lts - Cab Sw Panel DS, Pump Panel Sw LS and Cab Sw Panel PS Color, Lt Housing HiViz - Black Scene Light Optics - combination	
204	0756033		Lights, HiViz FT-MB-15-*-*, 19.77", 1st	1
			Location - centered over the driver side crew cab door Qty, - 01	

Line	Option	Type	Option Description	Qty
204			Control, Scene Lts - Cab Sw Panel DS, Pump Panel Sw LS and Cab Sw Panel PS	
			Color, Lt Housing HiViz - Black	
			Scene Light Optics - combination	
205	0764632		Lights, HiViz FT-B-72-* LED, 2nd	1
			Location - mounted high and centered on the passenger side sheet	
			Qty, - 01	
			Control, Scene Lts - PS Scene Lts	
			Color, Lt Housing HiViz - Black	
206	0764634		Lights, HiViz FT-B-72-* LED, 1st	1
			Location - mounted high and centered on the driver side sheet	
			Qty, - 01	
			Control, Scene Lts - DS Scene Lts	
			Color, Lt Housing HiViz - Black	
207	0762314		Lights, HiViz FT-MB-9-TR-*-* 13.87", 1st	2
			Location - mounted on the rear cross tube one on each side of the rear traffic director	
			Qty, - 02	
			Control, Scene Lts - Cab Sw Panel DS, Pump Panel Sw LS and Body Switch, DS Rear SS	
			Color, Lt Housing HiViz - Black	
			Scene Light Optics - combination	
208	0645877		Lights, Hose Bed, Sides, Dual LED Light Strips	1
			Control, Hose Bed Lts - Parking Brake	
209	0645677		Lights, Not Required, Rear Work, Alt. 12 Volt Lights At Rear Body	1
210	0709438		Lights, Walk Surf, FRP Flood, LED	1
211	0060115		Pumper, Medium, Aluminum, 2nd Gen	1
212	0554271		Body Skirt Height, 20"	1
213	0013303		Tank, Water, 500 Gallon, Poly, Med, New York Style	1
214	0003405		Overflow, 4.00" Water Tank, Poly	1
215	0028107		Not Required, Foam Cell Modification	1
216	0553725		Restraint, Water Tank, Heavy Duty, Special Type Tank, 4x4, or Export	1
217	0003429		Not Required, Direct Tank Fill	1
218	0003424		Not Required, Dump Valve	1
219	0048710		Not Required, Jet Assist	1
220	0030007		Not Required, Dump Valve Chute	1
221	0514778		Not Required, Switch, Tank Dump Master	1
222	0815391		Hose Bed, Aluminum, Pumper, New York Style, Fill in the Blank Height	1
			Fill in Blank - as low as possible	
			Material Trim/Scuffplate - b) S/S, Brushed	
223	0723549		Painted Hose Bed	1
			Paint Color, Hose Bed Interior - Match Lower Body	
224	0003481		Hose Bed Capacity, Special	1
			Capacity, Hose Bed - 600' of 2.5" / 600' of 5" with 100' 1 .75" in tray above / 600' of 2.5"	
225	0083488		Divider, Hose Bed, .25" Unpainted	2
			Qty, Hose Bed Dividers - 2	
226	0807438		Hose Restraint, Hose Bed, Vinyl, Top, Separate From Rear	1
			Color, Vinyl Cover - c) black	
			Fastener, Top Restraint, Front - Awning Rail (Aluminum Retainer)	
			Fastener, Top Restraint, Sides - Velcro with Quarter Turn	
			Fastener, Top Restraint, Rear - Velcro with Quarter Turn	
227	0807433		Hose Restraint, Hose Bed, Web, Rear, Separate From Top, Seat Belt	1
			Color, Strap - Red	
			Release, Seat Belt Buckle - Bar	
			Fastener, Rear Restraint, Bottom - Seat Belt Buckle (hinged)	
228	0010133		Cross-Divider, Hose Bed	1
229	0837825	SP	Hose Tray, Perforated Aluminum, Removable, Hose Bed, Reinforced Dividers	1
			Location - above HB 2	
			Qty, - 01	
			Size - as wide as needed to fit over HB and roughly 3/4 length of the hosebed	
230	0013512		Running Boards, 12.75" Deep	1
231	0681766		Tailboard, 16" Deep, Full Width, Extended Substructure, Angled Corners	1

Line	Option	Type	Option Description	Qty
232	0815881		Wall, Rear, Smooth Aluminum/Body Material, Flush Rear Wall	1
233	0889214		Tow Eyes, w/Tow Bar, 2G Pumper	1
234	0590926		Hose Restraint, Running Board, Velcro Straps	2
			Location, Hose Tray, Running Board - a) both sides	
			Qty, Tray, Hose - 2	
235	0695615		Tray, Hose, Running Board, Free Floating, Tapared Both Corners, 20' of 5"	2
			Location, Hose Tray, Running Board - a) both sides	
			Qty, Tray, Hose - 2	
236	0895820		Construction, Compt, Alum, 2G Pumper	1
237	0023650		LS 152" Rollup, Full Height Compts, FDLER	1
238	0073657		RS 152" Rollup, Low Compts, FDLER	1
239	0594005		Doors, Rollup, Amdor, Side Compartments	6
			Qty, Door Accessory - 06	
			Color, Roll-up Door - AMDOR Painted to Match Lower Body	
			Latch, Roll-up Door - Non-Locking Liftbar	
240	0013668		Rear, Double Door, 30.75" F-F, 25.88" D	1
241	0073910		Doors, Lap w/"D" Handles-Rear Compt	1
242	0554995		No Body Modification Required	1
243	0625184		Guard, Drip Pan, S/S, Rollup Door, Pumper	5
			Qty, Door Accessory - 05	
			Location, Door Guard/Drip Pan - LS1, LS2, LS3, RS1 and RS2	
244	0611794		Trim, Rollup Door, Painted Door Color, Amdor	5
			Location, Door Accessory - LS1, LS2, LS3, RS1, and RS2	
			Qty, - 05	
245	0616670		Lights, Compt, Pierce LED, Dual Light Strips, Each Side of Door, Pumper/Tanker	6
			Qty, - 06	
			Location, Compartment Lights - LS1, LS2, LS3, RS1, RS2 and B1	
246	0687146		Shelf Tracks, Painted	6
			Qty, Shelf Track - 06	
			Location, Shelf Track - LS1, LS2, LS3, RS1, RS3 and B1	
247	0600350		Shelves, Adj, 500 lb Capacity, Full Width/Depth, Predefined Locations	8
			Qty, Shelf - 08	
			Material Finish, Shelf - Painted - Spatter Gray	
			Location, Shelves/Trays, Predefined - * Locations To Be Determined At A Later Date	
248	0709689		Tray, 500 lb Slide-out, 2" Sides - Adj. Height, Predefined Locations	3
			Qty, Tray (slide-out) - 03	
			Location, Shelves/Trays, Predefined - * Locations To Be Determined At A Later Date	
			Material Finish, Tray - Painted - Spatter Gray	
249	0819422		Toolboard, Pac Trac, Installed on Compartment Wall, Back Wall Only	3
			Location - TBD	
			Qty, Comp. Accessory - 03	
250	0004016		Rub Rail, Aluminum Extruded, Side of Body	1
251	0784811		Fender Crowns, Rear, Stainless, w/Removable Liner	1
			Material Finish, Fender Liner - Painted Aluminum Lower Body	
252	0519849		Not Required, Hose, Hard Suction	1
253	0626229		Handrails, Side Pump Panels, Per Print	1
254	0025450		Handrails, Rear Bulkhead	1
255	0011212		Handrail, Not Required, Rear Hose Bed, Pumper	1
256	0814055		Compt, Extinguisher (2), Fender Panel, Flanged Tri Door	1
			Location, Bracket/comp. - rs forward	
			Qty, - 1	
			Door Finish, Fender Compt - Painted	
			Latch, Air Bottle Compt - Southco C2 Chrome Raised	
			Insert, Air Bottle Compt - Dura-Surf Lining	
257	0654143		Compt, Air Bottle, Single,Tri Door (DEF/Fuel), Fender Panel	1
			Door Finish, Fender Compt - Painted	
			Latch, Air Bottle Compt - Southco C2 Chrome Raised	
			Insert, Air Bottle Compt - Dura-Surf Lining	
258	0622393		Compt, Air Pack Fender Panel	1
			Qty, - 01	
			Door Finish, Fender Compt - Painted	
			Location, Fender Compt - Single - RS Rear	

Line	Option	Type	Option Description	Qty
258			Latch, Air Bottle Compt - Southco C2 Chrome Raised Insert, Air Bottle Compt - Dura-Surf Lining	
259	0657522		Compt, Air Bottle, Triple, Fender Panel	1
			Qty, Air Bottle Comp - 1 Door Finish, Fender Compt - Painted Location, Fender Compt - Triple - LS Fwd Latch, Air Bottle Compt - Southco C2 Chrome Raised Insert, Air Bottle Compt - Dura-Surf Lining	
260	0004225		Ladder, 24' Duo-Safety 900A 2-Section	1
261	0635956		Ladder, 14' Duo-Safety 775-DR Roof	1
			Qty, - 01	
262	0004300		Brackets, Adjustable, RS	1
263	0733387		Ladder, 10' Duo-Safety Folding 585A	1
264	0761352		Trough, Folding Ladder, Behind Ladders on Ladder Brackets	1
265	0816920		Pike Pole, Provided by Fire Department, NFPA/ULC 2024	2
			Qty, - 02 Pike Pole Make/Model - Fire Hooks Unlimited 10' New Yorker Pike Pole	
266	0760185		Tube, Pike Pole 8' or Longer, Behind Ladder Brackets	2
			Qty, Pike Poles - 2 Location, Left Side, Right Side - Right Side Material/Finish, Tube, Pike Pole - Painted Aluminum Width, Notch, Pike Pole Tube - 1.38", NY Notch	
267	0816918		Pike Pole, 6', Provided by Fire Department, NFPA/ULC 2024	2
			Qty, - 02 Pike Pole Make/Model - Fire Hooks Unlimited 6' New Yorker Pike Pole	
268	0733075		Mounting Selected in Cab Categories	1
269	0785102		Steps, Folding, Front of Body, Cargo Bed Access, w/LED, Trident	1
			Coating, Step - black Location, Steps - Full Height Left Side w/LED Light	
270	0592994		Steps, Folding, Rear of Body, w/LED, Trident	1
			Coating, Step - black	
271	0724153		Step, Folding - Extra, Body Only, w/LED, Trident	1
			Qty, Folding Step - 01 Location, Additional Step - rear of the body right side Coating, Step - black	
272	0007545		Pump House, Side Control, 45", Control Zone	1
273	0035500		Raised Pump House Structure, Side Control	1
274	0664143		Pump, Hale, QMAX-XS-150, 1500 GPM, Single Stage	1
275	0014482		Seal, Mechanical, Hale	1
276	0014477		Trans, Pump, Hale, Gear	1
277	0635600		Pumping Mode, Stationary Only	1
278	0604324		Pump Shift, Air Mnl Override, Split Shaft, Interlocked, Hale	1
279	0003148		Transmission Lock-up, EVS	1
280	0004547		Auxiliary Cooling System	1
281	0014486		Not Required, Transfer Valve, Single Stage Pump	1
282	0746501		Valve, Relief Intake, Elkhart	1
			Qty - 1 Pressure Setting - 125 psig Intake Relief Valve Control - Behind Right Side Pump Panel	
283	0826104		Controller, Pressure, FRC, Pump Boss Max, PBA500	1
			Pressure Governor Throttle Control - Clockwise Pressure Governor Default Mode - Pressure Setting Pressure Governor Std/Metric - Standard psi readouts Pressure Governor Transducer - Single 600 PSI Pressure Governor Alarm - NOT BE an additional alarm provided	
284	0072153		Primer, Trident, Air Prime, Air Operated	1
285	0780364		Manuals, Pump, (2) Total, Electronic Copies	1
286	0602512		Plumbing, Stainless Steel and Hose, Single Stage Pump, Control Zone	1
287	0089437		Plumbing Without Foam System	1
288	0004645		Inlets, 6.00" - 1250 GPM or Larger Pump	1
289	0014650		Pump Suction Tube(s), Short, All	1
290	0820184		Cap, Main Pump Inlet, Provided by Fire Department, NFPA/ULC 2024	1
291	0084610		Valves, Akron 8000 series- All	1

Line	Option	Type	Option Description	Qty
292	0016158		Valve, Inlet(s) Recessed, Side Cntrl, "Control Zone"	1
			Qty, Inlets - 1	
293	0004700		Control, Inlet, at Valve	1
294	0004660		Inlet (1), Left Side, 2.50"	1
295	0004680		Inlet, Right Side, 2.50"	1
296	0897254		Inlet, 4" to 6" Front, 5" Plumbing, 4.00" Valve, w/Bleeder, Top of Bumper	1
			Inlet, Size - Six Drain, Suction - T Swing Handle Inlet, Front, Plumbing - Black Iron Pipe	
297	0762723		Control, Front Inlet, Akron 9327 Electric Controller	1
298	0755136		Valve, Relief Intake, Front Inlet, Elkhart	1
			Pressure Setting - 125 psig	
299	0732444		Swivel, Front Inlet, 4.00" to 6.00", w/Drain	1
			Inlet, Size - 6.00" inlet Inlet Bleeder - Quarter-Turn Style Bleeder Finish, Front Inlet Elbow/Adapter - lower job color	
300	0820182		Cap, Front Inlet, Long Handle, Provided by Fire Department, NFPA 2024	1
301	0092569		No Rear Inlet (Large Dia) Requested	1
302	0064116		No Rear Inlet Actuation Required	1
303	0092696		Not Required, Cap, Rear Inlet	1
304	0009648		No Rear Intake Relief Valve Required on Rear Inlet	1
305	0092568		No Rear Auxiliary Inlet Requested	1
306	0723049		Valve, .75" Bleeder, Aux. Side Inlet, "T" Swing Handle	1
307	0029043		Tank to Pump, (1) 3.00" Valve, 3.00" Plumbing	1
308	0004905		Outlet, Tank Fill, 1.50"	1
309	0771257		Control, Outlets, Swing Handle, Vertical, Side Control, 45.00" Pump House	9
			Location - 1 3/4" crosslays x2, rear 2.5" x 2, 2.5" left side outlet x2, 2.5" right side outlet, tank to pump, tank fill Qty, Discharges - 09	
310	0004940		Outlet, Left Side, 2.50"	2
			Qty, Discharges - 02	
311	0005091		Elbow, Left Side Outlets, 45 Degree, 2.50" FNST x 2.50" MNST, VLH	1
312	0092570		Not Required, Outlets, Left Side Additional	1
313	0035094		Not Required, Elbow, Left Side Outlets, Additional	1
314	0004945		Outlet, Right Side, 2.50"	1
			Qty, Discharges - 01	
315	0025091		Elbow, Right Side Outlets, 45 Degree, 2.50" FNST x 2.50" MNST, VLH	1
316	0092571		Not Required, Outlets, Right Side Additional	1
317	0089584		Not Required, Elbow, Right Side Outlets, Additional	1
318	0816625		Outlet, Large Diameter, Right Side, Akron Valve	1
			Outlet, Large Diameter, Plumbing - 4.00" Outlet, Large Diameter, NST Adapter - 4.00" MNST Outlet, Large Diameter, Valve Actuation - Pierce large handwheel	
319	0005097		Elbow, Large Dia Outlet, 30 Deg, 4.00" FNST x 5.00" Storz	1
			Qty, - 01	
320	0092572		Not Required, Outlet, Front	1
321	0821698	SP	Outlet, Rear, 3" w/3" Plumbing, 2.50" Valve	2
			Qty, Discharges - 02 Location, Outlet - c) one (1) each side	
322	0045093		Elbow, Rear Outlets, 45 Degree, 3.00" FNST x 3.00" MNST, VLH	1
323	0092574		Not Required, Outlet, Rear, Additional	1
324	0085695		Not Required, Elbow, Rear Outlets, Large, Additional	1
325	0092573		Not Required, Outlet, Hose Bed/Running Board Tray	1
326	0752097		Caps/Plugs for 1.00" to 3.00" Discharges/Inlets, Chain	1
327	0723042		Valve, 0.75" Bleeder, Discharges, "T" Swing Handle	1
328	0820311		Outlet, 3.00" Deluge w/TFT Extend-a-Gun XG18	1
329	0837771	SP	Monitor, TFT Protector Z1111A, W/Valve, Tiller Bar w/Lever Lock	1
330	0091921		Nozzle, TFT MST-4NJ Tips w/ XF-SS10 Shaper	1
331	0005072		Deluge Mount, 3" ANSI 4 Bolt Flange	1
332	0723726		Speedlay Module Not Required	1
333	0722432		Hose Restraint Not Required, No Speedlay Module	1
334	0723395		Speedlays, Not Required	1

Line	Option	Type	Option Description	Qty
335	0723394		Speedlays, Not Required	1
336	0029167		Crosslays Sngl Sheet Unpainted, (2+) 1.50", Std. Cap	2
			Qty, Crosslays - 2	
337	0029196		Not Required, 2.50" Crosslay	1
338	0589169		Hose Restraint, Crosslay/Deadlay, Each Side, Ends Only, Elastic Netting	2
			Qty, - 02	
			Restraint Location - Bottom (towards the ground)	
339	0029260		Not Required, Speedlays	1
340	0750536		Hose Restr, Spdly, Not Required, No Spdly	1
341	0615255		Cover, Crosslay, 3/16" Alum Treadplate, Front Hinge	1
			Stay arm, Tray Cover - f) Rubber Latch	
342	0019853		Crosslays, 8.00" Lower Than Standard - Control Zone w/9.00" Raised PH	1
343	0044333		Not Required, Foam System	1
344	0012126		Not Required, CAF Compressor	1
345	0552517		Not Required, Refill, Foam Tank	1
346	0042573		Not Required, Foam System Demonstration	1
347	0045465		Not Required, Foam Tanks	1
348	0091110		Not Required, Foam Tank Drain	1
349	0091079		Not Required, Foam Tank #2	1
350	0091112		Not Required, Foam Tank #2 Drain	1
351	0746447		Approval Dwg, All Pump Panel(s), Includes Color And Label Tags	1
			Num Of Truck(s) or Sim Unit, ALL Pump Pnl, Dwg - 01	
352	0032479		Pump Panel Configuration, Control Zone	1
353	0629252		Material, Pump Panels, Side Control Black Vinyl	1
			Material Finish, Pump Panel, Side Control - Black Vinyl	
			Material, Pump Panel, Side Control - Aluminum	
354	0721765		Panel, Pump Access - Right Side Only, Side Control	1
			Latch, Pump Panel Access, Side Mount - Swell Latch, Black	
355	0583824		Light, Pump Compt, Wln 3SC0CDCR LED White	1
			Qty, - 01	
356	0586382		Gauges, Engine, Included With Pressure Controller	1
357	0005601		Throttle, Engine, Incl'd w/Press Controller	1
358	0739224		Indicator Light @ Pump Panel, Throttle Ready, Incl w/Pressure Gov/Throttle,Green	1
359	0549333		Indicators, Engine, Included with Pressure Controller	1
360	0745568		Indicator Light, Pump Panel, Ok To Pump, Green	1
361	0511078		Gauges, 4.00" Master, Class 1, 30"-0-600psi	1
362	0511100		Gauge, 2.00" Pressure, Class 1, 30"-0-400psi	1
363	0757359		Gauge, Water Level, Class 1, Pierce Std, Remote Module Driver	1
			Activation, Water Level G - pb) parking brake is applied	
364	0750438		Water Level Gauge, Wln PSTANK2, LED 1-Light, 4-Level	2
			Qty, - 02	
			Activation, Water Level G - pb) parking brake is applied	
			Location, Water Level Gauge, Multi-Select - Each Side Custom Cab	
			Color, Trim - Chrome Trim	
365	0006774		Not Required, Foam Level Gauge	1
366	0593161		Light Shield, S/S LED	1
367	0837187		Air Horns, (2) Grover Stuttertone, 6" Round, In Bumper	1
			Finish, Air Horns - Grover, Chrome	
368	0606835		Location, Air Horns, Bumper, Each Side, Outside Frame, (Pos #1 & #7)	1
369	0757092		Control, Air Horn, Multi Select	1
370	0723391		Control, Air Horn, Chrome Push Button Sw, RS	1
371	0757084		Control, Air Horn, Horn Ring	1
372	0525667		Siren, Wln 295SLSA1, 100 or 200 Watt	1
373	0510206		Location, Elect Siren, Recessed Overhead In Console	1
			Location, Elec Siren - Overhead, DS Center Sw Pnl	
374	0076156		Control, Elec Siren, Head Only	1
375	0601306		Speaker, (1) Wln, SA315P, w/Pierce Polished Stainless Steel Grille, 100 watt	1
			Connection, Speaker - siren head	
376	0601552		Location, Speaker, Frt Bumper, Recessed, Right Side, Outside Frame,Inbrd (Pos 2)	1
377	0895310		Siren, Federal Q2B	1
			Finish, Q2B Siren - Chrome	

Line	Option	Type	Option Description	Qty
378	0602078		Siren, Mechanical, Recessed In Bumper, Flush with Bumper Face	1
			Location, Siren, Mech - c) center	
379	0748305		Control, Mech Siren, Multi Select	1
380	0890124		Control Mech Siren, Ft Sw LS, Loc	1
			Location - TBD	
381	0898294		Control Mech Siren, Ft Sw RS, Loc	1
			Location - TBD	
382	0740834		Sw, Siren Brake, Momentary Red, LS Overhead Sw Pnl	1
383	0740392		Sw, Siren Brake, Momentary Red, RS Overhead Sw Pnl	1
384	0746353		Not Required, Warning Lights Intensity	1
385	0840521	SP	Lightbar, Wln, Freedom IV-Q, 72", RRWRRR_Str_RRRGRR	1
			Filter, Whl Freedom Ltbrs - No Filters	
386	0790846		Power Supply, Wln PE215 Traffic Light Controller, Single Strobe Tube	1
			Opticom Priority - b) High	
			Opticom Activation - Cab Switch & E-Master	
			Momentary Opticom Activation - No Activation	
387	0840520	SP	Lightbars, Wln, Freedom IV-Q, 2-21.5", RRRRR RRGRR	1
			Lightbar Location, Cab/Crew Cab - c)over the cab doors	
			Filter, Whl Freedom Ltbrs - No Filters	
388	0761731		Lights, Front Zone, Wln M6** M6** M6** M6**, 4lts Q Bezel, Clr Fet	1
			Color, Lens, LED's - c)clear	
			Color, Lt DS Frnt Outside - DS Front Outside Red	
			Color, Lt PS Frnt Outside - PS Front Outside Red	
			Color, Lt DS Front Inside - g) DS Front Inside Green	
			Color, Lt PS Front Inside - g) PS Front Inside Green	
			Color, Q Bezel and Trim - Polished Chrome	
389	0839006		Light, Front, Wln M6** LED 1st	2
			Location - one on the driver side and one on the passenger side on the 45 degree corners of bumper recessed	
			Qty, - 02	
			Color, Lights, Warning - Red	
			Color, Lens, LED's - Clear	
			Color, Trim - Chrome Trim	
390	0829068		Light, Mars TB8-L1-P/** LED, S/S Wedge Brkt Centered Under Windshield	1
			Color, Lights, Warning - White	
			Color, Lens, LED Mars Lt - Clear	
391	0739041	SP	Lights, Side Zone Lower, Wln M6V2** M6**, M6V2** 6lts Crnr/Scene Lt Sw's, Trim	1
			Location, Lights Front Side - b)each side bumper	
			Color, Lens, LED's - c)clear	
			Color, Lt Side Front - Red	
			Color, Lt Side Middle - Red	
			Color, Lt Side Rear - Red	
			Location, Lights Mid Side - Rearward of Crew Cab Doors	
			Location, Lights Rear Side - Over Rear Wheels	
			Color, Trim - Chrome Trim	
392	0564655		Lights, Rear Zn Lwr, Wln M6*C LED, Clear Lens, For Tail Lt Housing	1
			Color, Lt DS Rear - r) DS Rear Lt Red	
			Color, Lt PS Rear - r) PS Rear Lt Red	
393	0621947		Light, Rear Zone Up, Wln Rota-Beam R316*F LED Beacon, Color Lens	1
			Color, Lts, Rear Zone Upper - r)red	
394	0006551		Not Required, Lights, Rear Upper Zone Blocking	1
395	0056610		Mtg, Rear Warn Lts, Low Mt, S/S Brkts	1
			Material, Bracket - Painted S/S Job Color Lower	
396	0791528		Light, Traffic Directing, Wln TAL65, 36.00" Long, TACTL5	1
			Activation, Traffic Dir L - Not Connected	
397	0529908		Location, TDL, Over Hose Bed, Cross Tube (Included), Treadplate Box	1
398	0530282		Location, Traf Dir Lt Controller, Overhead Switch Panel DS Right End	1
399	0781579		Receptacle, 15/20A 120V 3-Pr 3-Wr, NEMA 5-20R SB Dup, 1st, Interior Cab	3
			Qty, - 03	
			Location 1 - in ems cabinets, final location TBD	
			AC Power Source - Shoreline	
			Cover, Receptacle - Interior SS Wall Plate(s)	
400	0779722		Receptacle, 15/20A 120V 3-Pr 3-Wr, NEMA 5-20R SB Dup, 1st, Interior Body	1
			Qty, - 01	

Line	Option	Type	Option Description	Qty
400			Location 1 - LS1 location TBD AC Power Source - Shoreline Cover, Receptacle - Interior SS Wall plate	
401	0519934		Not Required, Brand, Hydraulic Tool System	1
402	0649753		Not Required, PTO Driven Hydraulic Tool System	1
403	0007150		Bag of Nuts and Bolts Qty, Bag Nuts and Bolts - 1	1
404	0816508		NFPA Required Loose Equipment, Pumper, NFPA/ULC 2024, Provided by Fire Dept	1
405	0816941		Soft Suction Hose, Provided by Fire Department, NFPA/ULC 2024	1
406	0027023		No Strainer Required	1
407	0816939		Extinguisher, Dry Chemical, NFPA 2024, Provided by Fire Department	1
408	0816937		Extinguisher, 2.5 Gal. Pressurized Water, NFPA/ULC 2024, Provided by Fire Dept	1
409	0816998		Axe, Flathead, Provided by Fire Department	1
410	0817000		Axe, Pickhead, Provided by Fire Department	1
411	0741569		Paint Process / Environmental Requirements, Appleton	1
412	0709566		Paint, Two-Tone Color, Enforcer Paint Color, Upper Area, Predefined - #101 Black Shield, Cab - Standard Shield Paint Color, Lower Area, Predefined - 516 red Paint Break, Cab - Standard Two-Tone Cab Break	1
413	0709845		Paint, Single Color, Body Paint, Body - Match Lower Cab	1
414	0636525		Coating, Chassis Frame Assy, Hot Dip Galvanized Paint Color, Frame Assembly, Predefined - Gloss Black	1
415	0693798		Paint, Front Wheels Paint, Wheels - Black #101	1
416	0693793		Paint, Rear Wheels, Single Axle Paint, Wheels - Black #101	1
417	0733739		Paint, Axle Hubs Paint, Axle Hub - Black #101	1
418	0007230		Compartment, Painted, Spatter Gray	1
419	0544129		Reflective Band, 1"-6"-1" Color, Reflect Band - A - e) black Color, Reflect Band - B - p) black Color, Reflect Band - C - za) black	1
420	0007356		Reflective across Cab Face	1
421	0819898		Stripe, Chevron, Rear, Reflective, NFPA/ULC 2024, Pumper Color, Reflect Band - A - c) ruby red Color, Reflect Band - B - p) black	1
422	0512024		Stripe, Reflective, Chevron/Inverted "V", On Front Bumper Color, Reflect Band - A - c) ruby red Size, Chevron Striping - 06 Color, Reflect Chev - A - e) black	1
423	0065687		Stripe, Reflective, Cab Doors Interior Color, Reflective - e) black	1
424	0679788		Stripe, Vinyl, Cab Sides, IPO Chrome Molding	1
425	0027372		Lettering Specifications, (GOLD STAR Process)	1
426	0685690		Lettering, Printed Effect Gold Leaf, 3.00", (41-60) Outline, Lettering - Outline and Shade	1
427	0684220		Emblem, Maltese Cross, Printed Effect Gold Leaf, 15"-17", Pair Qty, - 01 Location, Emblem - crew cab doors	1
428	0769753		Emblem, American Flag Painted on Cab Grille, All Custom Chassis	1
429	0772003		Manual, Fire Apparatus Parts, USB Flash Drive, Custom Qty, - 01	1
430	0772037		Manual, Chassis Service, USB Flash Drive, Custom Qty, - 01	1
431	0773381		Manual, Chassis Operation, (1) USB Flash Drive, Custom, English	1
432	0030008		Warranty, Basic, 1 Year, Apparatus, WA0008	1
433	0696698		Warranty, Engine, Cummins, 5 Year, WA0181	1
434	0684953		Warranty, Steering Gear, Sheppard M110, 3 Year WA0201	1
435	0596017		Warranty, Frame, 50 Year, Custom Chassis, WA0013	1

Line	Option	Type	Option Description	Qty
436	0595698		Warranty, Axle, 3 Year, TAK-4, WA0050	1
437	0733306		Warranty, Single Axle, 5 Year, Meritor, General Service, WA0384	1
438	0652758		Warranty, ABS Brake System, 3 Year, Meritor Wabco, WA0232	1
439	0019914		Warranty, Structure, 10 Year, Custom Cab, WA0012	1
440	0804158	SP	Warranty, Paint, 10 Year, Cab, WA0054	1
441	0695416		Warranty, Pierce Camera System, WA0188	1
442	0647720		Warranty, Pierce LED Strip Lights, WA0203	1
443	0046369		Warranty, 5-year EVS Transmission, Standard Custom, WA0187	1
444	0685945		Warranty, Transmission Cooler, WA0216	1
445	0688798		Warranty, Water Tank, Lifetime, UPF, Poly Tank, WA0195	1
446	0596025		Warranty, Structure, 10 Year, Body, WA0009	1
447	0693126		Warranty, AMDOR, Roll-up Door, 10 Year/5 Year Painted, WA0185	1
448	0892410		Warranty, Pump, Hale, 5 Year Parts, 2 Year Labor, WA0388	1
449	0648675		Warranty, 10 Year S/S Pumbing, WA0035	1
450	0641372		Warranty, Foam System, Not Available	1
451	0804162	SP	Warranty, Paint, 10 Year, Body, WA0056	1
452	0595421		Warranty, Goldstar, 3 Year, Apparatus, WA0018	1
453	0819254		Certification, Vehicle Stability, CD0196	1
454	0808582		Certification, Engine Installation, Saber FR/Enf, Cummins X10, 2027	1
455	0686786		Certification, Power Steering, CD0098	1
456	0892691		Certification, Cab Integrity, Saber FR/Enforcer, CD0189	1
457	0631973		Certification, Cab Door Durability, Saber FR/Enforcer, CD0137	1
458	0631978		Certification, Windshield Wiper Durability, Saber FR/Enforcer, CD0132	1
459	0556828		Certification, Electric Window, Not Available	1
460	0631977		Certification, Seat Belt Anchors and Mounting, Saber FR/Enforcer, CD0134	1
461	0735949		Certification, Cab HVAC System Performance, SFR/Enf, CD0165/CD0167/CD0174/CD0175	1
462	0545073		Amp Draw Report, NFPA Current Edition	1
463	0002758		Amp Draw, NFPA/ULC Radio Allowance	1
464	0799248		Appleton/Florida BTO	1
465	0000018		PUMPER, 2ND GEN	1
466	0000012		PIERCE CHASSIS	1
467	0004713		ENGINE, OTHER	1
468	0046396		EVS 4000 Series TRANSMISSION	1
469	0020012		HALE PUMP	1
470	0020009		POLY TANK	1
471	0028047		NO FOAM SYSTEM	1
472	0020006		SIDE CONTROL	1
473	0020007		AKRON VALVES	1
474	0020014		FRONT SUCTION	1
475	0020015		ABS SYSTEM	1
476	0658751		PUMPER BASE	1

EXHIBIT C - PROPOSAL

SEE PROPOSAL FOR Bid Number 1238 Dated March 4, 2026.

EM-102

March 4, 2026

Chief Larry Kane
Village of Buffalo Grove
1051 Highland Grove Drive
Buffalo Grove, IL 60089

Subject: **Proposal for One (1) Pierce Enforcer Pumper**
Proposal / Bid 1238

Dear Chief Kane,

With regard to the above subject, please find attached our complete proposal.
Pricing, is as follows, including 100% & 50% prepay option.

Pricing Summary:

Sale Price – **$1,184,000.00***
Houston-Galveston Area Council (HGAC) Consortium Pricing Contract FS12-23 (23P-105).

100% Performance Bond:

Should the Village of Buffalo Grove elect to have us provide a Performance Bond, $3,101.00 will need to be added to the above sale price.

100% Prepayment Option:

Should the Village of Buffalo Grove elect to make 100% prepayment at contract signing, a discount of ($78,507.00) can be subtracted from the above "Sale Price" resulting in a revised contract price of **$1,105,493.00 OR $1,108,594.00 with Performance Bond**.

50% Prepayment Option:

Should the Village of Buffalo Grove elect to make 50% prepayment of $592,000.00 at contract signing, a discount of ($39,254.00) can be subtracted from the above "Sale Price".

Terms and Conditions:

Taxes – Not Applicable

Freight – F.O.B. – Appleton, WI / Shipping to Buffalo Grove

Terms – Net due prior to vehicle(s) release at the Pierce Manufacturing Plant (Appleton, WI). Net due at Contract signing for **Prepay discount** to be applicable.

Delivery* – 28 - 31 months from receipt and acceptance of contract.

**Due to global supply chain constraints, any delivery date contained herein is a good faith estimate as of the date of this order/contract, and merely an approximation based on current information. Delivery updates will be made available, and a final firm delivery date will be provided as soon as possible.*

Said apparatus and equipment are to be built and shipped in accordance with the specifications hereto attached, delays due to strikes, war, or international conflicts, or other causes beyond our control not preventing, could alter the delivery schedule.

The specifications herein contained, shall form a part of the final contract, and are subject to changes as desired by the purchaser, provided such changes are acknowledged and agreed to in writing by the purchaser.

Various state or federal regulation agencies (e.g., NFPA, DOT, EPA) may require changes to the Specifications and/or the Product and in any such event any resulting cost increases incurred to comply therewith will be added to the Purchase Price to be paid by the Customer. Any future drive train upgrades (engine, transmission, axles, etc.) or any other specification changes have not been calculated into our annual increases and will be provided at additional cost. The Company reserves the right to update pricing in response to manufacturer-imposed increases as a result of PPI inflation. The Company will document and itemize any such price increase for the Customer's review and approval before proceeding. Should the customer choose not to accept the pricing update, the customer has the ability to cancel without penalty.

This proposal for fire apparatus conforms with all Federal Department of Transportation (DOT) rules and regulations in effect at the time of bid, and with all National Fire Protection Association (NFPA) Guidelines for Automotive Fire Apparatus as published at the time of bid, except as modified by customer specifications.

The attached proposal is valid for thirty (30) days.

We trust the above and the enclosed to be full and complete at this time; however, should you have any questions or require additional information, please do not hesitate to contact me at 630-973-9081 or dan.rudnicki@macqueengroup.com .

We wish to thank the Village of Buffalo Grove for the opportunity to submit our proposal.

Respectfully,

Dan Rudnicki

Dan Rudnicki
Apparatus Sales
MacQueen Equipment LLC
DBA MacQueen Emergency Group

DocuSign Envelope ID: 3DF55EB6-0327-4FF6-8B32-76D423EF7160

MASTER GENERAL PROVISIONS

This Master Agreement is made and entered into, by and between the Houston-Galveston Area Council hereinafter referred to as H-GAC having its principal place of business at 3555 Timmons Lane, Suite 120, Houston, Texas 77027 and MacQueen Equipment, LLC, dba MacQueen Emergency Group hereinafter referred to as the Contractor, having its principal place of business at 1125 7th Street East, St. Paul, MN 55106.

WITNESSETH:

WHEREAS, H-GAC hereby engages the Contractor to perform certain services in accordance with the specifications of the Master Agreement; and

WHEREAS, the Contractor has agreed to perform such services in accordance with the specifications of the Master Agreement;

NOW, THEREFORE, H-GAC and the Contractor do hereby agree as follows:

ARTICLE 1: LEGAL AUTHORITY

The Contractor warrants and assures H-GAC that it possesses adequate legal authority to enter into this Master Agreement. The Contractor's governing body, where applicable, has authorized the signatory official(s) to enter into this Master Agreement and bind the Contractor to the terms of this Master Agreement and any subsequent amendments hereto.

ARTICLE 2: APPLICABLE LAWS

The Contractor agrees to conduct all activities under this Master Agreement in accordance with all federal laws, executive orders, policies, procedures, applicable rules, regulations, directives, standards, ordinances, and laws, in effect or promulgated during the term of this Master Agreement, including without limitation, workers' compensation laws, minimum and maximum salary and wage statutes and regulations, and licensing laws and regulations. When required, the Contractor shall furnish H-GAC with satisfactory proof of its compliance therewith.

ARTICLE 3: PUBLIC INFORMATION

Except as stated below, all materials submitted to H-GAC, including any attachments, appendices, or other information submitted as a part of a submission or Master Agreement, are considered public information, and become the property of H-GAC upon submission and may be reprinted, published, or distributed in any manner by H-GAC according to open records laws, requirements of the US Department of Labor and the State of Texas, and H-GAC policies and procedures. In the event the Contractor wishes to claim portions of the response are not subject to the Texas Public Information Act, it shall so; however, the determination of the Texas Attorney General as to whether such information must be disclosed upon a public request shall be binding on the Contractor. H-GAC will request such a determination only if Contractor bears all costs for preparation of the submission. H-GAC is not responsible for the return of creative examples of work submitted. H-GAC will not be held accountable if material from submissions is obtained without the written consent of the contractor by parties other than H-GAC, at any time during the evaluation process.

ARTICLE 4: INDEPENDENT CONTRACTOR

The execution of this Master Agreement and the rendering of services prescribed by this Master Agreement do not change the independent status of H-GAC or the Contractor. No provision of this Master Agreement or act of H-GAC in performance of the Master Agreement shall be construed as making the Contractor the agent, servant, or employee of H-GAC, the State of Texas, or the United States Government. Employees of the Contractor are

DocuSign Envelope ID: 3DF55EB6-0327-4FF6-8B32-76D423EF7160

subject to the exclusive control and supervision of the Contractor. The Contractor is solely responsible for employee related disputes and discrepancies, including employee payrolls and any claims arising therefrom.

ARTICLE 5: ANTI-COMPETITIVE BEHAVIOR

Contractor will not collude, in any manner, or engage in any practice which may restrict or eliminate competition or otherwise restrain trade.

ARTICLE 6: SUSPENSION AND DEBARMENT

Debarment and Suspension (Executive Orders 12549 and 12689) – A contract award (2 CFR 180.220) must not be made to parties listed on the government-wide exclusions in the System for Award Management (SAM), in accordance with the OMB guidelines at 2 CFR 180 that implement Executive Orders 12549 (3 CFR Part 1966 Comp. p. 189) and 12689 (3 CFR Part 1989 Comp. p. 235), "Debarment and Suspension." SAM Exclusions contains the names of parties debarred, suspended, or otherwise excluded by agencies, as well as parties declared ineligible under statutory or regulatory authority other than Executive Order 12549.

Pursuant to the Federal Rule above, Respondent certifies that neither it nor its principals are presently debarred, suspended, proposed for debarment, declared ineligible, or voluntarily excluded from participation by any federal department or agency or by the State of Texas and at all times during the term of the Contract neither it nor its principals will be debarred, suspended, proposed for debarment, declared ineligible, or voluntarily excluded from participation by any federal department or agency or by the State of Texas Respondent shall immediately provide the written notice to H-GAC if at any time the Respondent learns that this certification was erroneous when submitted or has become erroneous by reason of changed circumstances. H-GAC may rely upon a certification of the Respondent that the Respondent is not debarred, suspended, ineligible, or voluntarily excluded from the covered contract, unless the H-GAC knows the certification is erroneous.

ARTICLE 7: GOAL FOR CONTRACTING WITH SMALL AND MINORITY BUSINESSES, WOMEN'S BUSINESS ENTERPRISES, AND LABOR SURPLUS AREA FIRMS (if subcontracts are to be let)

H-GAC's goal is to assure that small and minority businesses, women's business enterprises, and labor surplus area firms are used when possible in providing services under a contract. In accordance with federal procurements requirements of 2 CFR §200.321, if subcontracts are to be let, the prime contractor must take the affirmative steps listed below:

1. Placing qualified small and minority businesses and women's business enterprises on solicitation lists;
2. Assuring that small and minority businesses and women's business enterprises are solicited whenever they are potential sources;
3. Dividing total requirements, when economically feasible, into smaller task or quantities to permit maximum participation by small and minority businesses, and women's business enterprises;
4. Establishing delivery schedules, where the requirement permits, which encourage participation by small and minority businesses, and women's business enterprises;
5. Using the services and assistance as appropriate, of such organizations as the Small Business Administration and the Minority Business Development Agency of the Department of Commerce.
6.

Nothing in this provision will be construed to require the utilization of any firm that is either unqualified or unavailable. The Small Business Administration (SBA) is the primary reference and database for information on requirements related to Federal Subcontracting https://www.sba.gov/federal-contracting/contracting-guide/prime-subcontracting

NOTE: The term DBE as used in this solicitation is understood to encompass all programs/business enterprises such as: Small Disadvantaged Business (SDB), Historically Underutilized Business (HUB), Minority Owned Business Enterprise (MBE), Women Owned Business Enterprise (WBE) and Disabled Veteran Business Enterprise (DVBE) or other designation as issued by a certifying agency.

Contractor agrees to work with and assist HGACBuy customer in meeting any DBE targets and goals, as may be required by any rules, processes, or programs they might have in place. Assistance may include compliance with reporting requirements, provision of documentation, consideration of Certified/Listed subcontractors, provision of documented evidence that an active participatory role for a DBE entity was

DocuSign Envelope ID: 3DF55EB6-0327-4FF6-8B32-76D423EF7160

considered in a procurement transaction, etc.

ARTICLE 8: SCOPE OF SERVICES
The services to be performed by the Contractor are outlined in an Attachment to this Master Agreement.

ARTICLE 9: PERFORMANCE PERIOD
This Master Agreement shall be performed during the period which begins Dec 01 2023 and ends Nov 30 2027. All services under this Master Agreement must be rendered within this performance period, unless directly specified under a written change or extension provisioned under Article 21, which shall be fully executed by both parties to this Master Agreement.

ARTICLE 10: PAYMENT OR FUNDING
Payment provisions under this Master Agreement are outlined in the Special Provisions. H-GAC will not pay for any expenses incurred prior to the execution date of a contract, or any expenses incurred after the termination date of the contract.

ARTICLE 11: PAYMENT FOR WORK
The H-GAC Customer is responsible for making payment to the Contractor upon delivery and acceptance of the goods or completion of the services and submission of the subsequent invoice.

ARTICLE 12: PAYMENT TERMS/PRE-PAYMENT/QUANTITY DISCOUNTS
If discounts for accelerated payment, pre-payment, progress payment, or quantity discounts are offered, they must be clearly indicated in the Contractor's submission prior to contract award. The applicability or acceptance of these terms is at the discretion of the Customer.

ARTICLE 13: REPORTING REQUIREMENTS
If the Contractor fails to submit to H-GAC in a timely and satisfactory manner any report required by this Master Agreement, or otherwise fails to satisfactorily render performances hereunder, H-GAC may terminate this Master Agreement with notice as identified in Article 29 of these General Provisions. H-GAC has final determination of the adequacy of performance and reporting by Contractor. Termination of this Master Agreement for failure to perform may affect Contractor's ability to participate in future opportunities with H-GAC. The Contractor's failure to timely submit any report may also be considered cause for termination of this Master Agreement. Any additional reporting requirements shall be set forth in the Special Provisions of this Master Agreement.

ARTICLE 14: INSURANCE
Contractor shall maintain insurance coverage for work performed or services rendered under this Master Agreement as outlined and defined in the attached Special Provisions.

ARTICLE 15: SUBCONTRACTS AND ASSIGNMENTS
Except as may be set forth in the Special Provisions, the Contractor agrees not to assign, transfer, convey, sublet, or otherwise dispose of this Master Agreement or any right, title, obligation, or interest it may have therein to any third party without prior written approval of H-GAC. The Contractor acknowledges that H-GAC is not liable to any subcontractor or assignee of the Contractor. The Contractor shall ensure that the performance rendered under all subcontracts shall result in compliance with all the terms and provisions of this Master Agreement as if the performance rendered was rendered by the Contractor. Contractor shall give all required notices, and comply with all laws and regulations applicable to furnishing and performance of the work. Except where otherwise expressly required by applicable law or regulation, H-GAC shall not be responsible for monitoring Contractor's compliance, or that of Contractor's subcontractors, with any laws or regulations.

ARTICLE 16: AUDIT
Notwithstanding any other audit requirement, H-GAC reserves the right to conduct or cause to be conducted an independent audit of any transaction under this Master Agreement, such audit may be performed by the H-GAC local government audit staff, a certified public accountant firm, or other auditors designated by H-GAC and will be

DocuSign Envelope ID: 3DF55EB6-0327-4FF6-8B32-76D423EF7160

conducted in accordance with applicable professional standards and practices. The Contractor understands and agrees that the Contractor shall be liable to the H-GAC for any findings that result in monetary obligations to H-GAC.

ARTICLE 17: TAX EXEMPT STATUS

H-GAC and Customer members are either units of government or qualified non-profit agencies, and are generally exempt from Federal and State sales, excise or use taxes. Respondent must not include taxes in its Response. It is the responsibility of Contractor to determine the applicability of any taxes to an order and act accordingly. Exemption certificates will be provided upon request.

ARTICLE 18: EXAMINATION OF RECORDS

The Contractor shall maintain during the course of the work complete and accurate records of all of the Contractor's costs and documentation of items which are chargeable to H-GAC under this Master Agreement. H-GAC, through its staff or designated public accounting firm, the State of Texas, and United States Government, shall have the right at any reasonable time to inspect, copy and audit those records on or off the premises by authorized representatives of its own or any public accounting firm selected by H-GAC. The right of access to records is not limited to the required retention period, but shall last as long as the records are retained. Failure to provide access to records may be cause for termination of the Master Agreement. The records to be thus maintained and retained by the Contractor shall include (without limitation): (1) personnel and payroll records, including social security numbers and labor classifications, accounting for total time distribution of the Contractor's employees working full or part time on the work, as well as cancelled payroll checks, signed receipts for payroll payments in cash, or other evidence of disbursement of payroll payments; (2) invoices for purchases, receiving and issuing documents, and all other unit inventory records for the Contractor's stocks or capital items; and (3) paid invoices and cancelled checks for materials purchased and for subcontractors' and any other third parties' charges.

Contractor agrees that H-GAC will have the right, with reasonable notice, to inspect its records pertaining to purchase orders processed and the accuracy of the fees payable to H-GAC. The Contractor further agrees that the examination of records outlined in this article shall be included in all subcontractor or third-party Master Agreements.

ARTICLE 19: RETENTION OF RECORDS

The Contractor and its subcontractors shall maintain all records pertinent to this Master Agreement, and all other financial, statistical, property, participant records, and supporting documentation for a period of no less than seven (7) years from the later of the date of acceptance of the final payment or until all audit findings have been resolved. If any litigation, claim, negotiation, audit or other action involving the records has been started before the expiration of the retention period, the records shall be retained until completion of the action and resolution of all issues which arise from it, or until the end of the seven (7) years, whichever is later, and until any outstanding litigation, audit, or claim has been fully resolved.

ARTICLE 20: DISTRIBUTORS, VENDORS, RESELLERS

Contractor agrees and acknowledges that any such designations of distributors, vendors, resellers or the like are for the convenience of the Contractor only and the awarded Contractor will remain responsible and liable for all obligations under the Contract and the performance of any designated distributor, vendor, reseller, etc. Contractor is also responsible for receiving and processing any Customer purchase order in accordance with the Contract and forwarding of the Purchase Order to the designated distributor, vendor, reseller, etc. to complete the sale or service. H-GAC reserves the right to reject any entity acting on the Contractor’s behalf or refuse to add entities after a contract is awarded.

ARTICLE 21: CHANGE ORDERS AND AMENDMENTS

A. Any alterations, additions, or deletions to the terms of this Master Agreement, which are required by changes in federal or state law or by regulations, are automatically incorporated without written amendment hereto, and shall become effective on the date designated by such law or by regulation.

DocuSign Envelope ID: 3DF55EB6-0327-4FF6-8B32-76D423EF7160

B. To ensure the legal and effective performance of this Master Agreement, both parties agree that any amendment that affects the performance under this Master Agreement must be mutually agreed upon and that all such amendments must be in writing. After a period of no less than 30 days subsequent to written notice, unless sooner implementation is required by law, such amendments shall have the effect of qualifying the terms of this Master Agreement and shall be binding upon the parties as if written herein.

C. Customers have the right to issue a change order to any purchase orders issued to the Contractor for the purposes of clarification or inclusion of additional specifications, qualifications, conditions, etc. The change order must be in writing and agreed upon by Contractor and the Customer agency prior to issuance of any Change Order. A copy of the Change Order must be provided by the Contractor to, and acknowledged by, H-GAC.

ARTICLE 22: CONTRACT ITEM CHANGES

A. If a manufacturer discontinues a contracted item, that item will automatically be considered deleted from the contract with no penalty to Contractor. However, H-GAC may at its sole discretion elect to make a contract award to the next lowest Respondent for the item, or take any other action deemed by H-GAC, at its sole discretion, to be in the best interests of its Customers.

B. If a manufacturer makes any kind of change in a contracted item which affects the contract price, Contractor must advise H-GAC of the details. H-GAC may allow or reject the change at its sole discretion. If the change is rejected, H-GAC will remove the item from its program and there will be no penalty to Contractor. However, H- GAC may at its sole discretion elect to make a contract award to the next lowest Respondent for the item, or take any other action deemed by H-GAC, at its sole discretion, to be in the best interests of its Customers.

C. If a manufacturer makes any change in a contracted item which does not affect the contract price, Contractor shall advise H-GAC of the details. If the 'new' item is equal to or better than the originally contracted item, the 'new' item shall be approved as a replacement. If the change is rejected H-GAC will remove the item from its program and there will be no penalty to Contractor. However, H-GAC may at its sole discretion elect to make a contract award to the next lowest Respondent for the item or may take any other action deemed by H-GAC at its sole discretion, to be in the best interests of its Customers.

D. In the case of specifically identified catalogs or price sheets which have been contracted as base bid items or as published options, routine published changes to products and pricing will be automatically incorporated into the contract. However, Contractor must still provide written notice and an explanation of the changes to products and pricing. H-GAC will respond with written approval.

ARTICLE 23: CONTRACT PRICE ADJUSTMENTS

Price Decreases

If Contractor's Direct Cost decreases at any time during the full term of this award, Contractor must immediately pass the decrease on to H-GAC and lower its prices by the amount of the decrease in Direct Cost. (Direct Cost means Contractor's cost from the manufacturer of any item or if Contractor is the manufacturer, the cost of raw materials required to manufacture the item, plus costs of transportation from manufacturer to Contractor and Contractor to H-GAC. Contractor must notify H-GAC of price decreases in the same way as for price increases set out below. The price decrease shall become effective upon H-GAC's receipt of Contractor's notice. If Contractor routinely offers discounted contract pricing, H-GAC may request Contractor accept amended contract pricing equivalent to the routinely discounted pricing.

Price Increase

Contractors may request a price increase for items priced as Base Bid items and Published Options. The amount of any increase will not exceed actual documented increase in Contractor's Direct Cost and will not exceed 10% of

DocuSign Envelope ID: 3DF55EB6-0327-4FF6-8B32-76D423EF7160

the previous bid price. Considerations on the percentage limit will be given if the price increase is the result of increased tariff charges or other governmental actions, or other economic factors. Manufacturer price/contract changes involving the sale of motor vehicles will be considered and may be allowed during the entire contract period subject to submission and verification of the proper documentation required for a contract change as referenced in this section.

Price Changes
Any permanent increase or decrease in offered pricing for a base contract item or published option is considered a price change. Temporary increases in pricing by whatever name (e.g., 'surcharge', 'adjustment', 'equalization charge', 'compliance charge', 'recovery charge', etc.), are also considered to be price changes.
For published catalogs and price sheets as part of an H-GAC contract, requests to amend the contract to reflect any new published catalog or price sheet must be submitted whenever the manufacturer publishes a new document. The request must include the new catalog or price sheet. All Products shall, at time of sale, be equipped as required under any then current applicable local, state, and federal government requirements. If, during any contract, changes are made to any government requirements which cause a manufacturer's costs of production to increase, Contractor may increase pricing to the extent of Contractor's actual cost increase. The increase must be substantiated with support documentation acceptable to H-GAC prior to taking effect. Modifications to a Product required to comply with such requirements which become effective after the date of any sale are the responsibility of the Customer.

Requesting Price Increase/Required Documentation
Contractor must submit a written overview of changes requested and reasons for the request, stating the amount of the increase, along with an itemized list of any increased prices, showing the Contractor's current price, revised price, the actual dollar difference and the percentage of the price increase by line item. Price change requests must be supported with substantive documentation (e.g., notices from suppliers and manufacturers of pricing changes in products, components, transportation, raw materials or commodities, and/or product availability, copies of invoices from suppliers, etc.) clearly showing that Contractor's actual costs have increased per the applicable line-item bid. The Producer Price Index (PPI) may be used as partial justification, subject to approval by H-GAC, but no price increase based solely on an increase in the PPI will be allowed. This documentation should be submitted in Excel format to facilitate analysis and updating of the website. The letter and documentation must be sent to Lead Program Coordinator, james.glover@h-gac.com.

Review/Approval of Requests
If H-GAC approves the price increase, Contractor will be notified in writing; no price increase will be effective until Contractor receives this notice. If H-GAC does not approve Contractor's price increase, Contractor may terminate its performance upon sixty (60) days advance written notice to H-GAC, however Contractor must fulfill any outstanding Purchase Orders. Termination of performance is Contractor's only remedy if H-GAC does not approve the price increase. H-GAC reserves the right to accept or reject any price change request.

ARTICLE 24: DELIVERIES AND SHIPPING TERMS

The Contractor agrees to make deliveries only upon receipt of authorized Customer Purchase Order acknowledged by H-GAC. Delivery made without such Purchase Order will be at Contractor's risk and will leave H-GAC the option of canceling any contract awarded to the Contractor. The Contractor must secure and deliver any item within five (5) working days, or as agreed to on any corresponding customer Purchase Order.

Shipping must be Freight On Board Destination to the delivery location designated on the Customer purchase order. The Contractor will retain title and control of all goods until delivery is completed and the Customer has accepted the delivery. All risk of transportation and all related charges are the responsibility of the Contractor. The Customer will notify the Contractor and H-GAC promptly of any damaged goods and will assist the Contractor in arranging for inspection. The Contractor must file all claims for visible or concealed damage. Unless otherwise stated in the Master Agreement, deliveries must consist only of new and unused merchandise.

ARTICLE 25: RESTOCKING (EXCHANGES AND RETURNS)

There will be no restocking charge to the Customer for return or exchange of any item purchased under the terms of any award. If the Customer wishes to return items purchased under an awarded contract, the Contractor agrees

DocuSign Envelope ID: 3DF55EB6-0327-4FF6-8B32-76D423EF7160

to exchange, these items for other items, with no additional charge incurred. Items must be returned to Contractor within thirty (30) days from date of delivery. If there is a difference in price in the items exchanged, the Contractor must notify H-GAC and invoice Customer for increase price or provide the Customer with a credit or refund for any decrease in price per Customer's preference. On items returned, a credit or cash refund will be issued by the Contractor to Customer. This return and exchange option will extend for thirty (30) days following the expiration of the term of the Contract. All items returned by the Customer must be unused and in the same merchantable condition as when received. Items that are special ordered may be returned only upon approval of the Contractor.

ARTICLE 26: MANUALS

Each product delivered under contract to any Customer must be delivered with at least one (1) copy of a safety and operating manual and any other technical or maintenance manual. The cost of the manual(s) must be included in the price for the Product offered.

ARTICLE 27: OUT OF STOCK, PRODUCT RECALLS, AND DISCONTINUED PRODUCTS

H-GAC does NOT purchase the products sold pursuant to a Solicitation or Master Agreement. Contractor is responsible for ensuring that notices and mailings, such as Out of Stock or Discontinued Notices, Safety Alerts, Safety Recall Notices, and customer surveys, are sent directly to the Customer with a copy sent to H-GAC. Customer will have the option of accepting any equivalent product or canceling the item from Customer's Purchase Order. Contractor is not authorized to make substitutions without prior approval.

ARTICLE 28: WARRANTIES, SALES, AND SERVICE

Warranties must be the manufacturer's standard and inclusive of any other warranty requirements stated in the Master Agreement; any warranties offered by a dealer will be in addition to the manufacturer's standard warranty and will not be a substitute for such. Pricing for any product must be inclusive of the standard warranty.

Contractor is responsible for the execution and effectiveness of all product warranty requests and any claims, Contractor agrees to respond directly to correct warranty claims and to ensure reconciliation of warranty claims that have been assigned to a third party.

ARTICLE 29: TERMINATION PROCEDURES

The Contractor acknowledges that this Master Agreement may be terminated for Convenience or Default. H-GAC will not pay for any expenses incurred after the termination date of the contract.

A. *Convenience*

H-GAC may terminate this Master Agreement at any time, in whole or in part, with or without cause, whenever H-GAC determines that for any reason such termination is in the best interest of H-GAC, by providing written notice by certified mail to the Contractor. Upon receipt of notice of termination, all services hereunder of the Contractor and its employees and subcontractors shall cease to the extent specified in the notice of termination.

The Contractor may cancel or terminate this Master Agreement upon submission of thirty (30) days written notice, presented to H-GAC via certified mail. The Contractor may not give notice of cancellation after it has received notice of default from H-GAC.

B. *Default*

H-GAC may, by written notice of default to the Contractor, terminate the whole or any part of the Master Agreement, in any one of the following circumstances:

(1) If the Contractor fails to perform the services herein specified within the time specified herein or any extension thereof; or

(2) If the Contractor fails to perform any of the other provisions of this Master Agreement for any reason whatsoever, or so fails to make progress or otherwise violates the Master Agreements that completion of services herein specified within the Master Agreement term is significantly endangered, and in either of these two instances does not cure such failure within a period of ten (10) days (or such longer period of time as may be authorized by H-GAC in writing) after receiving written notice by certified mail of default from H-GAC.

DocuSign Envelope ID: 3DF55EB6-0327-4FF6-8B32-76D423EF7160

(3) In the event of such termination, Contractor will notify H-GAC of any outstanding Purchase Orders and H-GAC will consult with the End User and notify the Contractor to what extent the End User wishes the Contractor to complete the Purchase Order. If Contractor is unable to do so, Contractor may be subject to a claim for damages from H-GAC and/or the End User.

ARTICLE 30: SEVERABILITY

H-GAC and Contractor agree that should any provision of this Master Agreement be determined to be invalid or unenforceable, such determination shall not affect any other term of this Master Agreement, which shall continue in full force and effect.

ARTICLE 31: FORCE MAJEURE

To the extent that either party to this Master Agreement shall be wholly or partially prevented from the performance of any obligation or duty placed on such party by reason of or through strikes, stoppage of labor, riot, fire, flood, acts of war, insurrection, accident, order of any court, act of God, or specific cause reasonably beyond the party's control and not attributable to its neglect or nonfeasance, in such event, the time for the performance of such obligation or duty shall be suspended until such disability to perform is removed. Determination of force majeure shall rest solely with H-GAC.

ARTICLE 32: CONFLICT OF INTEREST

No officer, member or employee of the Contractor or Contractors subcontractor, no member of the governing body of the Contractor, and no other public officials of the Contractor who exercise any functions or responsibilities in the review or Contractor approval of this Master Agreement, shall participate in any decision relating to this Master Agreement which affects his or her personal interest, or shall have any personal or pecuniary interest, direct or indirect, in this Master Agreement.

A. **Conflict of Interest Questionnaire:** Chapter 176 of the Texas Local Government Code requires contractors contracting or seeking to contract with H-GAC to file a conflict-of-interest questionnaire (CIQ) if they have an employment or other business relationship with an H-GAC officer or an officer's close family member. The required questionnaire and instructions are located on the H-GAC website or at the Texas Ethics Commission website https://www.ethics.state.tx.us/forms/CIQ.pdf. H-GAC officers include its Board of Directors and Executive Director, who are listed on this website. Respondent must complete and file a CIQ with the Texas Ethics Commission if an employment or business relationship with H-GAC office or an officer's close family member as defined in the law exists.

B. **Certificate of Interested Parties Form – Form 1295:** As required by Section 2252.908 of the Texas Government Code. H-GAC will not enter a Contract with Contractor unless (i) the Contractor submits a disclosure of interested parties form to H-GAC at the time the Contractor submits the contract H-GAC, or (ii) the Contractor is exempt from such requirement. The required form and instructions are located at the Texas Ethics Commission website https://www.ethics.state.tx.us/whatsnew/elf_info_form1295.htm. Respondents who are awarded a Contract must submit their Form 1295 with the signed Contract to H-GAC.

ARTICLE 33: FEDERAL COMPLIANCE

Contractor agrees to comply with all federal statutes relating to nondiscrimination, labor standards, and environmental compliance. With regards to "Rights to Inventions Made Under a Contract or Master Agreement," If the Federal award meets the definition of "funding Master Agreement" under 37 CFR § 401.2 (a) and the recipient or subrecipient wishes to enter into a contract with a small business firm or nonprofit organization regarding the substitution of parties, assignment or performance of experimental, developmental, or research work under that "funding Master Agreement," the recipient or subrecipient must comply with the requirements of 37 CFR Part 401, "Rights to Inventions Made by Nonprofit Organizations and Small Business Firms Under Government Grants, Contracts and Cooperative Master Agreements," and any implementing regulations issued by the awarding agency. Contractor agrees to be wholly compliant with the provisions of 2 CFR 200, Appendix II. Additionally, for work to be performed under the Master Agreement or subcontract thereof, including procurement of materials or leases of equipment, Contractor shall notify each potential subcontractor or supplier of the Contractor's federal compliance obligations. These may include, but are not limited to: (a) Title VI of the Civil Rights Act of 1964 (P.L. 88-352) which prohibits discrimination on the basis of race, color or national origin; (b)

DocuSign Envelope ID: 3DF55EB6-0327-4FF6-8B32-76D423EF7160

Title IX of the Education Amendments of 1972, as amended (20 U.S.C. §§ 1681-1683, and 1685-1686), which prohibits discrimination on the basis of sex; (c) the Fair Labor Standards Act of 1938 (29 USC 676 et. seq.), (d) Section 504 of the Rehabilitation Act of 1973, as amended (29 U.S.C. § 794), which prohibits discrimination on the basis of handicaps and the Americans with Disabilities Act of 1990; (e) the Age Discrimination in Employment Act of 1967 (29 USC 621 et. seq.) and the Age Discrimination Act of 1974, as amended (42 U.S.C. §§ 6101-6107), which prohibits discrimination on the basis of age; (f) the Drug Abuse Office and Treatment Act of 1972 (P.L. 92-255), as amended, relating to nondiscrimination on the basis of drug abuse; (g) the Comprehensive Alcohol Abuse and Alcoholism Prevention, Treatment and Rehabilitation Act of 1970 (P.L. 91-616), as amended, relating to the nondiscrimination on the basis of alcohol abuse or alcoholism; (h) §§ 523 and 527 of the Public Health Service Act of 1912 (42 U.S.C. 290 dd-3 and 290 ee-3), as amended, relating to confidentiality of alcohol and drug abuse patient records; (i) Title VIII of the Civil Rights Act of 1968 (42 U.S.C. § 3601 et seq.), as amended, relating to nondiscrimination in the sale, rental or financing of housing; (j) any other nondiscrimination provisions in any specific statute(s) applicable to any Federal funding for this Master Agreement; (k) the requirements of any other nondiscrimination statute(s) which may apply to this Master Agreement; (l) applicable provisions of the Clean Air Act (42 U.S.C. §7401 et seq.), the Federal Water Pollution Control Act, as amended (33 U.S.C. §1251 et seq.), Section 508 of the Clean Water Act (33 U.S.C. 1368), Executive Order 11738, and the Environmental Protection Agency regulations at 40 CPR Part 15; (m) applicable provisions of the Davis- Bacon Act (40 U.S.C. 276a - 276a-7), the Copeland Act (40 U.S.C. 276c), and the Contract Work Hours and Safety Standards Act (40 U.S.C. 327-332), as set forth in Department of Labor Regulations at 20 CPR 5.5a; (n) the mandatory standards and policies relating to energy efficiency which are contained in the state energy conservation plan issued in compliance with the Energy Policy and Conservation Act (P.L. 94-163).

ARTICLE 34: PROHIBITION ON CONTRACTING WITH ENTITIES USING CERTAIN TELECOMMUNICATIONS AND VIDEO SURVEILLANCE EQUIPMENT (EFFECTIVE AUG. 13, 2020 AND AS AMENDED OCTOBER 26, 2020)

Pursuant to 2 CFR 200.216, Contractor shall not offer equipment, services, or system that use covered telecommunications equipment or services as a substantial or essential component of any system, or as critical technology as part of any system. Covered telecommunications equipment or services means 1) telecommunications equipment produced by Huawei Technologies Company or ZTE Corporation (or any subsidiary or affiliate of such entities); 2) for the purpose of public safety, security of government facilities, physical security surveillance of critical infrastructure, and other national security purposes, video surveillance and telecommunications equipment produced by Hytera Communications Corporation, Hangzhou Hikvision Digital Technology Company, or Dahua Technology Company (or any subsidiary or affiliate of such entities); 3) telecommunications or video surveillance services provided by such entities or using such equipment; or 4) telecommunications or video surveillance equipment or services produced or provided by an entity that the Secretary of Defense, in consultation with the Director of National Intelligence or the Director of the Federal Bureau of Investigation, reasonably believes to be an entity owned or controlled by, or otherwise connected to, the government of a covered foreign country. Respondent must comply with requirements for certifications. The provision at 48 C.F.R Section 52.204-26 requires that offerors review SAM prior to completing their required representations. This rule applies to all acquisitions, including acquisitions at or below the simplified acquisition threshold and to acquisitions of commercial items, including commercially available off the-shelf items.

ARTICLE 35: DOMESTIC PREFERENCE

In accordance with 2 CFR 200.322, as appropriate and to the extent consistent with law, when using federal grant award funds H-GAC should, to the greatest extent practicable, provide a preference for the purchase, acquisition, or use of goods, products, or materials produced in the United States (including but not limited to iron, aluminum, steel, cement, and other manufactured products). H-GAC must include this requirement in all subawards including all contracts and purchase orders for work or products under the federal grant award. If Contractor intends to qualify for Purchase Orders using federal grant money, then it shall work with H-GAC to provide all required certifications and other documentation needed to show compliance.

ARTICLE 36: CRIMINAL PROVISIONS AND SANCTIONS

The Contractor agrees to perform the Master Agreement in conformance with safeguards against fraud and abuse as set forth by the H-GAC, the State of Texas, and the acts and regulations of any related state or federal agency. The Contractor agrees to promptly notify H-GAC of any actual or suspected fraud, abuse, or other criminal activity

DocuSign Envelope ID: 3DF55EB6-0327-4FF6-8B32-76D423EF7160

through the filing of a written report within twenty-four (24) hours of knowledge thereof. Contractor shall notify H-GAC of any accident or incident requiring medical attention arising from its activities under this Master Agreement within twenty-four (24) hours of such occurrence. Theft or willful damage to property on loan to the Contractor from H-GAC, if any, shall be reported to local law enforcement agencies and H-GAC within two (2) hours of discovery of any such act.

The Contractor further agrees to cooperate fully with H-GAC, local law enforcement agencies, the State of Texas, the Federal Bureau of Investigation, and any other duly authorized investigative unit, in carrying out a full investigation of all such incidents.

The Contractor shall notify H-GAC of the threat of lawsuit or of any actual suit filed against the Contractor pertaining to this Master Agreement or which would adversely affect the Contractor's ability to perform services under this Master Agreement.

ARTICLE 37: INDEMNIFICATION AND RECOVERY

H-GAC's liability under this Master Agreement, whether for breach of contract, warranty, negligence, strict liability, in tort or otherwise, is limited to its order processing charge. In no event will H-GAC be liable for any loss of use, loss of time, inconvenience, commercial loss, lost profits, or savings or other incidental, special or consequential damages to the full extent such use may be disclaimed by law. Contractor agrees, to the extent permitted by law, to defend and hold harmless H-GAC, its board members, officers, agents, officials, employees, and indemnities from any and all claims, costs, expenses (including reasonable attorney fees), actions, causes of action, judgements, and liens arising as a result of Contractor's negligent act or omission under this Master Agreement. Contractor shall notify H-GAC of the threat of lawsuit or of any actual suit filed against Contractor relating to this Master Agreement.

ARTICLE 38: LIMITATION OF CONTRACTOR'S LIABILITY

Except as specified in any separate writing between the Contractor and an END USER, Contractor's total liability under this Master Agreement, whether for breach of contract, warranty, negligence, strict liability, in tort or otherwise, but excluding its obligation to indemnify H-GAC, is limited to the price of the particular products/services sold hereunder, and Contractor agrees either to refund the purchase price or to repair or replace product(s) that are not as warranted. In no event will Contractor be liable for any loss of use, loss of time, inconvenience, commercial loss, loss of profits or savings or other incidental, special or consequential damages to the full extent such use may be disclaimed by law. Contractor understands and agrees that it shall be liable to repay and shall repay upon demand to END USER any amounts determined by H-GAC, its independent auditors, or any agency of State or Federal government to have been paid in violation of the terms of this Master Agreement.

ARTICLE 39: TITLES NOT RESTRICTIVE

The titles assigned to the various Articles of this Master Agreement are for convenience only. Titles shall not be considered restrictive of the subject matter of any Article, or part of this Master Agreement.

ARTICLE 40: JOINT WORK PRODUCT

This Master Agreement is the joint work product of H-GAC and the Contractor. This Master Agreement has been negotiated by H-GAC and the Contractor and their respective counsel and shall be fairly interpreted in accordance with its terms and, in the event of any ambiguities, no inferences shall be drawn against any party.

ARTICLE 41: PROCUREMENT OF RECOVERED MATERIAL

H-GAC and the Respondent must comply with section 6002 of the Solid Waste Disposal Act, as amended by the Resource Conservation and Recovery Act. The requirements of Section 6002 include: (1) procuring only items designated in guidelines of the Environmental Protection Agency (EPA) at 40 CFR part 247 that contain the highest percentage of recovered materials practicable, consistent with maintaining a satisfactory level of competition, where the purchase price of the item exceeds $10,000 or the value of the quantity acquired during the preceding fiscal year exceeded $10,000; (2) procuring solid waste management services in a manner that maximizes energy and resource recovery; and (3) establishing an affirmative procurement program for procurement of recovered materials identified in the EPA guidelines. Pursuant to the Federal Rule above, as required by the Resource Conservation and Recovery Act of 1976 (42 U.S.C. § 6962(c)(3)(A)(i)), Respondent

DocuSign Envelope ID: 3DF55EB6-0327-4FF6-8B32-76D423EF7160

certifies that the percentage of recovered materials content for EPA-designated items to be delivered or used in the performance of the Contract will be at least the amount required by the applicable contract specifications or other contractual requirements.

ARTICLE 42: COPELAND "ANTI-KICKBACK" ACT

Contractor shall comply with 18 U.S.C. § 874, 40 U.S.C. § 3145, and the requirements of 29 C.F.R. pt. 3 as may be applicable, which are incorporated by reference into the contract. The contractor or subcontractor shall insert in any subcontracts the clause above and such other clauses as appropriate agency instructions require, and also a clause requiring the subcontractors to include these clauses in any lower tier subcontracts. The prime contractor shall be responsible for the compliance by any subcontractor or lower tier subcontractor with all of these contract clauses. A breach of the contract clauses above may be grounds for termination of the Contract, and for debarment as a contractor and subcontractor as provided in 29 C.F.R. § 5.12.

ARTICLE 43: DISCRIMINATION

Respondent and any potential subcontractors shall comply with all Federal statutes relating to nondiscrimination. These include, but are not limited to:

a) Title VI of the Civil Rights Act of 1964 (P.L. 88-352), which prohibits discrimination on the basis of race, color, or national origin;
b) Title IX of the Education Amendments of 1972, as amended (20 U.S.C. §§1681-1683, and 1685-1686), which prohibits discrimination on the basis of sex;
c) Section 504 of the Rehabilitation Act of 1973, as amended (29 U.S.C. §794), which prohibits discrimination on the basis of handicaps;
d) The Age Discrimination Act of 1975, as amended (42 U.S.C. §§6101- 6107), which prohibits discrimination on the basis of age;
e) The Drug Abuse Office and Treatment Act of 1972 (P.L. 92-255), as amended, relating to nondiscrimination on the basis of drug abuse;
f) The Comprehensive Alcohol Abuse and Alcoholism Prevention, Treatment and Rehabilitation Act of 1970 (P.L. 91-616), as amended, relating to nondiscrimination on the basis of alcohol abuse or alcoholism;
g) Sections 523 and 527 of the Public Health Service Act of 1912 (42 U.S.C. §§290 dd-3 and 290 ee-3), as amended, relating to confidentiality of alcohol and drug abuse patient records;
h) Title VIII of the Civil Rights Act of 1968 (42 U.S.C. §§3601 et seq.), as amended, relating to nondiscrimination in the sale, rental, or financing of housing;
i) Any other nondiscrimination provisions in the specific statute(s) under which application for Federal assistance is being made; and
j) The requirements of any other nondiscrimination statute(s) that may apply to the application.

ARTICLE 44: DRUG FREE WORKPLACE

Contractor must provide a drug-free workplace in accordance with the Drug-Free Workplace Act, as applicable. For the purposes of this Section, "drug-free" means a worksite at which employees are prohibited from engaging in the unlawful manufacture, distribution, dispensation, possession, or use of a controlled substance. H-GAC may request a copy of this policy.

DocuSign Envelope ID: 3DF55EB6-0327-4FF6-8B32-76D423EF7160

ARTICLE 45: APPLICABILITY TO SUBCONTRACTORS

Respondent agrees that all contracts it awards pursuant to the contract awarded as a result of this Master Agreement will be bound by the foregoing terms and conditions.

ARTICLE 46: WARRANTY AND COPYRIGHT

Submissions must include all warranty information, including items covered, items excluded, duration, and renewability. Submissions must include proof of licensing if using third party code for programming.

ARTICLE 47: DATA HANDLING AND SECURITY

It will always be the responsibility of the selected Contractor to manage data transfer and to secure all data appropriately during the project to prevent unauthorized access to all data, products, and deliverables.

ARTICLE 48: DISPUTES

All disputes concerning questions of fact or of law arising under this Master Agreement, which are not addressed within the Whole Master Agreement as defined pursuant to Article 4 hereof, shall be decided by the Executive Director of H-GAC or his designee, who shall reduce his decision to writing and provide notice thereof to the Contractor. The decision of the Executive Director or his designee shall be final and conclusive unless, within thirty (30) days from the date of receipt of such notice, the Contractor requests a rehearing from the Executive Director of H-GAC. In connection with any rehearing under this Article, the Contractor shall be afforded an opportunity to be heard and offer evidence in support of its position. The decision of the Executive Director after any such rehearing shall be final and conclusive. The Contractor may, if it elects to do so, appeal the final and conclusive decision of the Executive Director to a court of competent jurisdiction. Pending final decision of a dispute hereunder, the Contractor shall proceed diligently with the performance of the Master Agreement and in accordance with H-GAC's final decision.

ARTICLE 49: CHOICE OF LAW: VENUE

This Master Agreement shall be governed by the laws of the State of Texas. Venue and jurisdiction of any suit or cause of action arising under or in connection with the Master Agreement shall lie exclusively in Harris County, Texas. Disputes between END USER and Contractor are to be resolved in accordance with the law and venue rules of the state of purchase. Contractor shall immediately notify H-GAC of such disputes.

ARTICLE 50: ORDER OF PRIORITY

In the case of any conflict between or within this Master Agreement, the following order of priority shall be utilized: 1) General Provisions, 2) Special Provisions, 3) Scope of Work, and 4) Other Attachments.

ARTICLE 51: WHOLE MASTER AGREEMENT

Please note, this is an H-GAC Master Agreement template and is used for all products and services offered in H-GAC Cooperative Purchasing. Any redlines to this Master Agreement may not be reviewed. If this Master Agreement has not been signed by the Contractor within 30 calendar days, this Master Agreement will be automatically voided. The Master General Provisions, Master Special Provisions, and Attachments, as provided herein, constitute the complete Master Agreement between the parties hereto, and supersede any and all oral and written Master Agreements between the parties relating to matters herein. Except as otherwise provided herein, this Master Agreement cannot be modified without written consent of the parties.

ARTICLE 52: UNIVERSAL IDENTIFIER AND SYSTEM FOR AWARD MANAGEMENT (SAM)

In accordance with 2 CFR Title 2, Subtitle A, Chapter I, Part 25 as it applies to a Federal awarding agency's grants, cooperative agreements, loans, and other types of Federal financial assistance as defined in 2 CFR 25.406. Contractor understands and as it relates to 2 CFR 25.205(a), a Federal awarding agency may not make a Federal award or financial modification to an existing Federal award to an applicant or recipient until the entity has complied with the requirements described in 2 CFR 25.200 to provide a valid unique entity identifier and maintain an active SAM registration (www.SAM.gov) with current information (other than any requirement that is not applicable because the entity is exempted under § 25.110). 2 CFR 25.200(b) requires that registration in the SAM **prior to submitting an application or plan**; and maintain an active SAM registration with current information, including information on a recipient's immediate and highest level owner and subsidiaries, as well as on all predecessors that have been awarded a Federal contract or grant within the last three years, if applicable, at all

times during which it has an active Federal award or an application or plan under consideration by a Federal awarding agency; and provide its unique entity identifier in each application or plan it submits to the Federal awarding agency. To remain registered in the SAM database after the initial registration, the applicant is required to review and update its information in the SAM database on an annual basis from the date of initial registration or subsequent updates to ensure it is current, accurate and complete. At the time a Federal awarding agency is ready to make a Federal award, if the intended recipient has not complied with an applicable requirement to provide a unique entity identifier or maintain an active SAM registration with current information, the Federal awarding agency: (1) May determine that the applicant is not qualified to receive a Federal award; and (2) May use that determination as a basis for making a Federal award to another applicant.

ARTICLE 53: PROCUREMENT OF RECOVERED MATERIALS

In accordance with 2 CFR 200.323, the Houston-Galveston Area Council and the Contractor or Subrecipient must comply with section 6002 of the Solid Waste Disposal Act, as amended by the Resource Conservation and Recovery Act. The requirements of Section 6002 include: (1) procuring only items designated in guidelines of the Environmental Protection Agency (EPA) at 40 CFR part 247 that contain the highest percentage of recovered materials practicable, consistent with maintaining a satisfactory level of competition, where the purchase price of the item exceeds $10,000 or the value of the quantity acquired during the preceding fiscal year exceeded $10,000; (2) procuring solid waste management services in a manner that maximizes energy and resource recovery; and (3) establishing an affirmative procurement program for procurement of recovered materials identified in the EPA guidelines. Pursuant to the Federal Rule above, as required by the Resource Conservation and Recovery Act of 1976 (42 U.S.C. § 6962(c)(3)(A)(i)), the Contractor or Subrecipient certifies that the percentage of recovered materials content for EPA-designated items to be delivered or used in the performance of the Agreement will be at least the amount required by the applicable contract specifications or other contractual requirements.

SIGNATURES:

H-GAC and the Contractor have read, agreed, and executed the whole Master Agreement as of the date first written above, as accepted by:

MacQueen Equipment, LLC , dba MacQueen Emergency Group		**H-GAC**	
Signature	DocuSigned by: Dan Gage E34B30CE2DDE40D...	Signature	DocuSigned by: 82EC270D5D61423...
Name	Dan Gage	Name	Chuck Wemple
Title	President/CEO	Title	Executive Director
Date	12/11/2023	Date	12/12/2023

DocuSign Envelope ID: 3DF55EB6-0327-4FF6-8B32-76D423EF7160

MASTER SPECIAL PROVISIONS

Please note, this is an H-GAC Master Agreement template and is used for all products and services offered in H-GAC Cooperative Purchasing. Any redlines to this Master Agreement may not be reviewed. Incorporated by attachment, as part of the whole Master Agreement, H-GAC and the Contractor do, hereby agree to the Master Special Provisions as follows:

ARTICLE 1: BIDS/PROPOSALS INCORPORATED

In addition to the whole Master Agreement, the following documents listed in order of priority are incorporated into the Master Agreement by reference: Bid/Proposal Specifications and Contractor's Response to the Bid/Proposal.

ARTICLE 2: END USER MASTER AGREEMENTS ("EUA")

H-GAC acknowledges that the END USER, which is the HGACBuy customer utilizing the contract (CUSTOMER and END USER may be used interchangeably) may choose to enter into an End User Master Agreement (EUA) with the Contractor through this Master Agreement. A CUSTOMER/END USER is a state agency, county, municipality, special district, or other political subdivision of a state, or a qualifying non-profit corporation (providing one or more governmental function or service that possess legal authority to enter into the Contract. The term of the EUA may exceed the term of the current H-GAC Master Agreement.

H-GAC's acknowledgement is not an endorsement or approval of the End User Master Agreement's terms and conditions. Contractor agrees not to offer, agree to or accept from the CUSTOMER/END USER, any terms or conditions that conflict with those in Contractor's Master Agreement with H-GAC. Contractor affirms that termination of its Master Agreement with H-GAC for any reason shall not result in the termination of any underlying EUA, which shall in each instance, continue pursuant to the EUA's stated terms and duration. Pursuant to the terms of this Master Agreement, termination of this Master Agreement will disallow the Contractor from entering into any new EUA with CUSTOMER/END USER. Applicable H-GAC order processing charges will be due and payable to H-GAC on any EUAs, surviving termination of this Master Agreement between H-GAC and Contractor.

ARTICLE 3: MOST FAVORED CUSTOMER CLAUSE

Contractor shall provide its most favorable pricing and terms to H-GAC. If at any time during this Master Agreement, Contractor develops a regularly followed standard procedure of entering into Master Agreements with other governmental customers within the State of Texas, and offers the same or substantially the same products/services offered to H-GAC on a basis that provides prices, warranties, benefits, and or terms more favorable than those provided to H-GAC, Contractor shall notify H-GAC within ten (10) business days thereafter, and this Master Agreement shall be deemed to be automatically retroactively amended, to the effective date of Contractor's most favorable past Master Agreement with another entity. Contractor shall provide the same prices, warranties, benefits, or terms to H-GAC and its CUSTOMER/END USER as provided in its most favorable past Master Agreement. H-GAC shall have the right and option at any time to decline to accept any such change, in which case the amendment shall be deemed null and void. If Contractor claims that a more favorable price, warranty, benefit, or term that was charged or offered to another entity during the term of this Master Agreement, does not constitute more favorable treatment, than Contractor shall, within ten (10) business days, notify H-GAC in writing, setting forth the detailed reasons Contractor believes the aforesaid

DocuSign Envelope ID: 3DF55EB6-0327-4FF6-8B32-76D423EF7160

offer is not in fact most favored treatment. H-GAC, after due consideration of Contractor's written explanation, may decline to accept such explanation and thereupon this Master Agreement between H-GAC and Contractor shall be automatically amended, effective retroactively, to the effective date of the most favored Master Agreement, to provide the same prices, warranties, benefits, or terms to H-GAC and the CUSTOMER/END USER.

EXCEPTION: This clause shall not be applicable to prices and price adjustments offered by a bidder, proposer, or contractor, which are not within bidder's/proposer's control [example; a manufacturer's bid concession], or to any prices offered to the Federal Government and its agencies.

ARTICLE 4: PARTY LIABILITY

Contractor's total liability under this Master Agreement, whether for breach of contract, warranty, negligence, strict liability, in tort or otherwise, is limited to the price of the particular products/services sold hereunder. Contractor agrees either to refund the purchase price or to repair or replace product(s) that are not as warranted. Contractor accepts liability to repay, and shall repay upon demand to CUSTOMER/END USER, any amounts determined by H-GAC, its independent auditors, or any state or federal agency, to have been paid in violation of the terms of this Master Agreement.

ARTICLE 5: GOVERNING LAW & VENUE

Contractor and H-GAC agree that Contractor will make every reasonable effort to resolve disputes with the CUSTOMER/END USER in accord with the law and venue rules of the state of purchase. Contractor shall immediately notify H-GAC of such disputes.

ARTICLE 6: SALES AND ORDER PROCESSING CHARGE

Contractor shall sell its products to CUSTOMER/END USER based on the pricing and terms of this Master Agreement. H-GAC will invoice Contractor for the applicable order processing charge when H-GAC receives notification of a CUSTOMER/END USER order. Contractor shall remit to H-GAC the full amount of the applicable order processing charge, after delivery of any product or service and subsequent CUSTOMER/END USER acceptance. Payment of the Order Processing Charge shall be remitted from Contractor to H-GAC, within thirty (30) calendar days or ten (10) business days after receipt of a CUSTOMER/END USER's payment, whichever comes first, notwithstanding Contractor's receipt of invoice. For sales made by Contractor based on this Master Agreement, including sales to entities without Interlocal Master Agreements, Contractor shall pay the applicable order processing charges to H-GAC. Further, Contractor agrees to encourage entities who are not members of H-GAC's Cooperative Purchasing Program to execute an H-GAC Interlocal Master Agreement. H-GAC reserves the right to take appropriate actions including, but not limited to, Master Agreement termination if Contractor fails to promptly remit the appropriate order processing charge to H-GAC. In no event shall H-GAC have any liability to Contractor for any goods or services a CUSTOMER/END USER procures from Contractor. At all times, Contractor shall remain liable to pay to H-GAC any order processing charges on any portion of the Master Agreement actually performed, and for which compensation was received by Contractor.

ARTICLE 7: LIQUIDATED DAMAGES

Contractor and H-GAC agree that Contractor shall cooperate with the CUSTOMER/END USER at the time a CUSTOMER/END USER purchase order is placed, to determine terms for any liquidated damages.

ARTICLE 8: INSURANCE

Unless otherwise stipulated in Section B of the Bid/Proposal Specifications, Contractor must have the following insurance and coverage minimums:

DocuSign Envelope ID: 3DF55EB6-0327-4FF6-8B32-76D423EF7160

a. General liability insurance with a Single Occurrence limit of at least $1,000,000.00, and a General Aggregate limit of at least two times the Single Occurrence limit.
b. Product liability insurance with a Single Occurrence limit of at least $1,000,000.00, and a General Aggregate limit of at least two times the Single Occurrence limit for all Products except Automotive Fire Apparatus. For Automotive Fire Apparatus, see Section B of the Bid/Proposal Specifications.
c. Property Damage or Destruction insurance is required for coverage of End User owned equipment while in Contractor's possession, custody, or control. The minimum Single Occurrence limit is $500,000.00 and the General Aggregate limit must be at least two times the Single Occurrence limit. This insurance may be carried in several ways, e.g. under an Inland Marine policy, as art of Automobile coverage, or under a Garage Keepers policy. In any event, this coverage must be specifically and clearly listed on insurance certificate(s) submitted to H-GAC.
d. Insurance coverage shall be in effect for the length of any contract made pursuant to the Bid/Proposal, and for any extensions thereof, plus the number of days/months required to deliver any outstanding order after the close of the contract period.
e. Original Insurance Certificates must be furnished to H-GAC on request, showing Contractor as the insured and showing coverage and limits for the insurances listed above.
f. If any Product(s) or Service(s) will be provided by parties other than Contractor, all such parties are required to carry the minimum insurance coverages specified herein, and if requested by H-GAC, a separate insurance certificate must be submitted for each such party.
g. H-GAC reserves the right to contact insurance underwriters to confirm policy and certificate issuance and document accuracy.

ARTICLE 9: PERFORMANCE AND PAYMENT BONDS FOR INDIVIDUAL ORDERS

H-GAC's contractual requirements DO NOT include a Performance & Payment Bond (PPB); therefore, Contractor shall offer pricing that reflects this cost savings. Contractor shall remain prepared to offer a PPB to cover any order if so requested by the CUSTOMER/END USER. Contractor shall quote a price to CUSTOMER/END USER for provision of any requested PPB, and agrees to furnish the PPB within ten business (10) days of receipt of CUSTOMER/END USER's purchase order.

ARTICLE 10: ORDER PROCESSING CHARGE

H-GAC will apply an Order Processing Charge for each sale done through the H-GAC contract, with the exception of orders for motor vehicles. Any pricing submitted must include this charge amount per the most current H-GAC schedule. For motor vehicle orders, the Processing Charge is paid by the CUSTOMER/END USER. Contractor will need to refer to the solicitation for the Order Processing Charge.

ARTICLE 11: CHANGE OF STATUS

Contractor shall immediately notify H-GAC, in writing, of ANY change in ownership, control, dealership/franchisee status, Motor Vehicle license status, or name. Contractor shall offer written guidance to advise H-GAC if this Master Agreement shall be affected in any way by such change. H-GAC shall have the right to determine whether or not such change is acceptable, and to determine what action shall be warranted, up to and including cancellation of Master Agreement.

ARTICLE 12: REQUIREMENTS TO APPLICABLE PHYSICAL GOODS

In the case of physical goods (e.g. equipment, material, supplies, as opposed to services), all Products offered must comply with any applicable provisions of the Texas Business and Commerce Code, Title 1, Chapter 2 and with at least the following:

a. Be new, unused, and not refurbished.
b. Not be a prototype as the general design, operation, and performance. This requirement is NOT meant to preclude the Contractor from offering new models or configurations which incorporate improvements in a current design or add functionality, but in which new model or configuration may be new to the marketplace.
c. Include all accessories which may or may not be specifically mentioned in the Master Agreement, but which are normally furnished or necessary to make the Product ready for its intended use upon delivery. Such accessories shall be assembled, installed, and adjusted to allow continuous operation of Product at time of delivery.
d. Have assemblies, sub-assemblies and component parts that are standard and interchangeable throughout the entire quantity of a Product as may be purchased simultaneously by any END USER/CUSTOMER.
e. Be designed and constructed using current industry accepted engineering and safety practices, and materials.
f. Be available for inspection at any time prior to or after procurement.

ARTICLE 13: TEXAS MOTOR VEHICLE BOARD LICENSING

All Contractors that deal in motor vehicles shall maintain current licenses that are required by the Texas Motor Vehicle Commission Code. If at any time during this Master Agreement term, any required Contractor license is denied, revoked, or not renewed, Contractor shall be in default of this Master Agreement, unless the Texas Motor Vehicle Board issues a stay or waiver. Contractor shall promptly provide copies of all current applicable Texas Motor Vehicle Board documentation to H-GAC upon request.

ARTICLE 14: INSPECTION/TESTING

All Products sold pursuant to this Master Agreement will be subject to inspection/testing by or at the direction of H-GAC and/or the ordering CUSTOMER/END USER, either at the delivery destination or the place of manufacture. In the event a Product fails to meet or exceed all requirements of this Master Agreement, and unless otherwise agreed in advance, the cost of any inspection and/or testing, will be the responsibility of the Contractor.

ARTICLE 15: ADDITIONAL REPORTING REQUIREMENTS

Contractor agrees to submit written quarterly reports to H-GAC detailing all transactions during the previous three (3) month period. Reports must include, but are not limited, to the following information:

a. CUSTOMER/END USER Name
b. Product/Service purchased, including Product Code if applicable
c. Customer Purchase Order Number
d. Purchase Order Date
e. Product/Service dollar amount
f. HGACBuy Order Processing Charge amount

ARTICLE 16: BACKGROUND CHECKS

Cooperative customers may request background checks on any awarded contractor's employees who will have direct contact with students, or for any other reason they so choose, any may require contractor to pay the cost of obtaining any background information requested by the CUSTOMER/END USER.

ARTICLE 17: PROHIBITION ON CONTRACTS WITH COMPANIES BOYCOTTING ISRAEL CERTIFICATION

As required by Chapter 2271 of the Texas Local Government Code the Contractor must verify that it 1) does not boycott Israel; and 2) will not boycott Israel during the term of the Contract. Pursuant to Section 2271.001, Texas Government Code:

DocuSign Envelope ID: 3DF55EB6-0327-4FF6-8B32-76D423EF7160

1. "Boycott Israel" means refusing to deal with, terminating business activities with, or otherwise taking any action that is intended to penalize, inflict economic harm on, or limit commercial relations specifically with Israel, or with a person or entity doing business in Israel or in an Israeli-controlled territory, but does not include an action made for ordinary business purposes; and

2. "Company" means a for-profit sole proprietorship, organization, association, corporation, partnership, joint venture, limited partnership, limited liability partnership, or any limited liability company, including a wholly owned subsidiary, majority-owned subsidiary, parent company or affiliate of those entities or business associations that exist to make a profit.

ARTICLE 18: NO EXCLUDED NATION OR TERRORIST ORGANIZATION CERTIFICATION

As required by Chapter 2252 of the Texas Government Code the Contractor must certify that it is not a company engaged in active business operations with Sudan, Iran, or a foreign terrorist organization – specifically, any company identified on a list prepared and maintained by the Texas Comptroller under Texas Government Code §§806.051, 807.051, or 2252.153. (A company that the U.S. Government affirmatively declares to be excluded from its federal sanctions regime relating to Sudan, Iran, or any federal sanctions regime relating to a foreign terrorist organization is not subject to the contract prohibition.)

ARTICLE 19: PROHIBITION ON CONTRACTING WITH ENTITIES USING CERTAIN TELECOMMUNICATIONS AND VIDEO SURVEILLANCE EQUIPMENT (Effective Aug. 13, 2020 and as amended October 26, 2020)

Pursuant to 2 CFR 200.216, Contractor shall not offer equipment, services, or system that use covered telecommunications equipment or services as a substantial or essential component of any system, or as critical technology as part of any system. ''Covered telecommunications equipment or services means 1) telecommunications equipment produced by Huawei Technologies Company or ZTE Corporation (or any subsidiary or affiliate of such entities); 2) for the purpose of public safety, security of government facilities, physical security surveillance of critical infrastructure, and other national security purposes, video surveillance and telecommunications equipment produced by Hytera Communications Corporation, Hangzhou Hikvision Digital Technology Company, or Dahua Technology Company (or any subsidiary or affiliate of such entities); 3) telecommunications or video surveillance services provided by such entities or using such equipment; or 4) telecommunications or video surveillance equipment or services produced or provided by an entity that the Secretary of Defense, in consultation with the Director of National Intelligence or the Director of the Federal Bureau of Investigation, reasonably believes to be an entity owned or controlled by, or otherwise connected to, the government of a covered foreign country.

Contractor must comply with requirements for certifications. The provision at 48 C.F.R Section 52.204-26 requires that Contractors review SAM prior to completing their required representations. This rule applies to all acquisitions, including acquisitions at or below the simplified acquisition threshold and to acquisitions of commercial items, including commercially available off the-shelf items.

ARTICLE 20: BUY AMERICA ACT (National School Lunch Program and Breakfast Program)

With respect to products purchased by CUSTOMER/END USER for use in the National School Lunch Program and/or National School Breakfast Program, Contractor shall comply with all federal procurement laws and regulations with respect to such programs, including the Buy American provisions set forth in 7 C.F.R. Part 210.21(d), to the extent applicable. Contractor agrees to provide all certifications required by CUSTOMER/END USER regarding such programs.

In the event Contractor or Contractor's supplier(s) are unable or unwilling to certify compliance with the Buy American Provision, or the applicability of an exception to the Buy American provision, H-GAC CUSTOMER/END USER may decide not to purchase from Contractor. Additionally, H-GAC

DocuSign Envelope ID: 3DF55EB6-0327-4FF6-8B32-76D423EF7160

CUSTOMER/END USER may require country of origin on all products and invoices submitted for payment by Contractor, and Contractor agrees to comply with any such requirement.

ARTICLE 21: BUY AMERICA REQUIREMENT (Applies only to Federally Funded Highway and Transit Projects)

With respect to products purchased by CUSTOMER/END USER for use in federally funded highway projects, Contractor shall comply with all federal procurement laws and regulations with respect to such projects, including the Buy American provisions set forth in 23 U.S.C. Section 313, 23 C.F.R. Section 635.410, as amended, and the Steel and Iron Preference provisions of Texas Transportation Code Section 223.045, to the extent applicable. Contractor agrees to provide all certifications required by CUSTOMER/END USER regarding such programs. With respect to products purchased by CUSTOMER/END USER for use in federally funded transit projects, Contractor shall comply with all federal procurement laws and regulations with respect to such projects, including the Buy American provisions set forth in 49 U.S.C. Section 5323(j)(1), 49 C.F.R. Sections 661.6 or 661.12, to the extent applicable. Contractor agrees to provide all certifications required by CUSTOMER/END USER regarding such programs.

ARTICLE 22: DOMESTIC PREFERENCE

In accordance with 2 CFR 200.322, as appropriate and to the extent consistent with law, a CUSTOMER/END USER using federal grant award funds should, to the greatest extent practicable, provide a preference for the purchase, acquisition, or use of goods, products, or materials produced in the United States (including but not limited to iron, aluminum, steel, cement, and other manufactured products). The CUSTOMER/END USER must include this requirement in all subawards including all contracts and purchase orders for work or products under the federal grant award. If Contractor intends to qualify for Purchase Orders using federal grant money, they shall work with the CUSTOMER/END USER to provide all required certifications and other documentation needed to show compliance.

ARTICLE 23: TITLE VI REQUIREMENTS

H-GAC in accordance with the provisions of Title VI of the Civil Rights Act of 1964 (78 Stat. 252, 42 U.S.C. §§ 2000d to 2000d-4) and the Regulations, hereby notifies all bidders that it will affirmatively ensure that any disadvantaged business enterprises will be afforded full and fair opportunity to submit in response to this Master Agreement and will not be discriminated against on the grounds of race, color, or national origin in consideration for an award.

ARTICLE 24: EQUAL EMPLOYMENT OPPORTUNITY

Except as otherwise provided under 41 CFR Part 60, all Contracts and CUSTOMER/END USER Purchase Orders that meet the definition of "federally assisted construction contract" in 41 CFR Part 60-1.3 shall be deemed to include the equal opportunity clause provided under 41 CFR 60-1.4(b), in accordance with Executive Order 11246, "Equal Employment Opportunity" (30 FR 12319, 12935, 3 CFR Part, 1964-1965 Comp., pg.339), as amended by Executive Order 11375, "Amending Executive Order 11246 Relating to Equal Employment Opportunity," and implementing regulations at 41CFR Part 60, "Office of Federal Contract Compliance Programs, Equal Employment Opportunity, Department of Labor."

The equal opportunity clause provided under 41 CFR 60-1.4(b) is hereby incorporated by reference. Contractor agrees that such provision applies to any contract that meets the definition of "federally assisted construction contract" in 41 CFR Part 60-1.3 and agrees that it will comply with such provision.

ARTICLE 25: CLEAN AIR AND WATER POLLUTION CONTROL ACT

CUSTOMER/END USER Purchase Orders using federal funds must contain a provision that requires the Contractor to agree to comply with all applicable standards, orders or regulations issued pursuant to the Clean

Air Act (42 U.S.C. 7401-7671q) and the Federal Water Pollution Control Act as amended (33 U.S.C. 1251-1387). Violations must be reported to the Federal awarding agency and the Regional Office of the Environmental Protection Agency (EPA).

Pursuant to the Federal Rule above, Contractor certifies that it is in compliance with all applicable provisions of the Clean Air Act (42 U.S.C. 7401-7671q) and the Federal Water Pollution Control Act as amended (33 U.S.C. 1251-1387) and will remain in compliance during the term of the Contract.

ARTICLE 26: PREVAILING WAGE

Contractor and any potential subcontractors have a duty to and shall pay the prevailing wage rate under the Davis-Bacon Act, 40 U.S.C. 276a – 276a-5, as amended, and the regulations adopted thereunder contained in 29 C.F.R. pt. 1 and 5.

ARTICLE 27: CONTRACT WORK HOURS AND SAFETY STANDARDS

As per the Contract Work Hours and Safety Standards Act (40 U.S.C. 3701-3708), where applicable, all CUSTOMER/END USER Purchase Orders in excess of $100,000 that involve the employment of mechanics or laborers must include a provision for compliance with 40 U.S.C. 3702 and 3704, as supplemented by Department of Labor regulations (29 CFR Part 5). Under 40 U.S.C. 3702 of the Act, each contractor must be required to compute the wages of every mechanic and laborer, on the basis of a standard work week of 40 hours. Work in excess of the standard work week is permissible provided that the worker is compensated at a rate of not less than one and a half times the basic rate of pay for all hours worked in excess of 40 hours in the work week. The requirements of 40 U.S.C. 3704 are applicable to construction work and provide that no laborer or mechanic must be required to work in surroundings or under working conditions which are unsanitary, hazardous, or dangerous. These requirements do not apply to the purchases of supplies or materials or articles ordinarily available on the open market, or contracts for transportation or transmission of intelligence.

ARTICLE 28: PROFIT AS A SEPARATE ELEMENT OF PRICE

For purchases using federal funds more than the current Simplified Acquisition Threshold of $250,000, requires negotiation of profit as a separate element of the price. See, 2 CFR 200.324(b). Contractor agrees to provide information and negotiate regarding profit as a separate element of the price for the purchase. Contractor also agrees that the total price, including profit, charged by Contractor will not exceed the awarded pricing, including any applicable discount, under any awarded contract.

ARTICLE 29: BYRD ANTI-LOBBYING AMENDMENT

Byrd Anti-Lobbying Amendment (31U.S.C. 1352) – Contractors that apply or bid for an award exceeding $100,000 must file the required anti-lobbying certification. Each tier must certify to the tier above that it will not and has not used Federal appropriated funds to pay any person or organization for influencing or attempting to influence an officer or employee of any agency, a member of Congress, officer or employee of Congress, or an employee of a member of Congress in connection with obtaining any Federal contract, grant or any other award covered by 31 U.S.C. 1352. Each tier must also disclose any lobbying with non-Federal funds that takes place in connection with obtaining any Federal award. Such disclosures are forwarded from tier to tier, up to the CUSTOMER/END USER. As applicable, Contractor agrees to file all certifications and disclosures required by, and otherwise comply with, the Byrd Anti-Lobbying Amendment (31 USC 1352). Contractor certifies that it is currently in compliance with all applicable provisions of the Byrd Anti-Lobbying Amendment (31 U.S.C. 1352) and will continue to be in compliance throughout the term of the Contract and further certifies that:

1. No Federal appropriated funds have been paid or will be paid by or on behalf of the Contractor, to any person for influencing or attempting to influence an officer or employee of any agency, a Member of Congress, an officer or employee of Congress, or an employee of a Member of Congress in connection

DocuSign Envelope ID: 3DF55EB6-0327-4FF6-8B32-76D423EF7160

with the awarding of a Federal contract, the making of a Federal Grant, the making of a Federal Loan, the entering into a cooperative Master Agreement, and the extension, continuation, renewal, amendment, or modification of a Federal contract, grant, loan, or cooperative Master Agreement.

2. If any funds other than Federal appropriated funds have been paid or will be paid to any person for influencing, or attempting to influence, an officer or employee of a Member of Congress in connection with a Federal contract, grant, loan, or cooperative Master Agreement, Contractor shall complete and submit Standard Form – LLL, "Disclosure Form to Report Lobbying", in accordance with its instructions.
3. Contractor shall require that the language of this certification be included in the award documents for all subawards at all tiers (including subcontracts, subgrants, and contracts under grants, loans, and cooperative Master Agreements) and that all subcontractors shall certify and disclose accordingly.

This certification is a material representation of fact upon which reliance was placed when this transaction was made or entered into. Submission of this certificate is a prerequisite for making or entering into this transaction imposed by Section 1352, title 31, U.S. Code. Any person who fails to file the required certification shall be subject to a civil penalty of not less than $10,000 and not more than $100,000 for each such failure.

ARTICLE 30: COMPLIANCE WITH EPA REGULATIONS APPLICABLE TO GRANTS, SUBGRANTS, COOPERATIVE MASTER AGREEMENTS, AND CONTRACTS

Contractor certifies compliance with all applicable standards, orders, regulations, and/or requirements issued pursuant to the Clean Air Act of 1970, as amended (42 U.S.C. 1857(h)), Section 508 of the Clean Water Act, as amended (13 U.S.C. 1368), Executive Order 117389 and Environmental Protection Agency Regulation, 40 CFR Part 15.

ARTICLE 31: COMPLIANCE WITH ENERGY POLICY AND CONSERVATION ACT

Contractor certifies that Contractor will be in compliance with mandatory standards and policies relating to energy efficiency which are contained in the state energy conservation plan issued in compliance with the Energy Policy and Conservation Act (Pub. L. 94-163, 89 Stat. 871).

DocuSign Envelope ID: 3DF55EB6-0327-4FF6-8B32-76D423EF7160

Fire Apparatus and Related Vehicles

Request For Proposal
HGACBuy/Cooperative Purchasing Program
07230
Project ID: FS12-23
Release Date: Wednesday, July 26, 2023
· **Due Date:** Thursday, September 14, 2023 12:00pm
Posted Wednesday, July 26, 2023 7:00am
Bid Unsealed Thursday, September 14, 2023 12:05pm
Pricing Unsealed Thursday, September 14, 2023 12:05pm

4. Specifications/Categories/Scope of Work

This is an indefinite quantity/indefinite delivery offerings contract. The HGACBuy Customer is responsible to ensure adequate competition is performed between the various contractors or contractors outside of HGACBuy to determine price reasonableness that might be required per any funding agency. Customer will need to ensure compliance with any funding agency requirements before proceeding with a purchase order under this contract. Please consult legal counsel regarding questions concerning compliance as a contractor under this solicitation.

4.1. Overview

H-GAC is soliciting responses for selecting qualified manufacturers, dealers, distributors, and service providers of Fire Apparatus and Other Special Service Vehicles and related services to make these types of products and services available to Customers of the HGACBuy Cooperative Purchasing Program under blanket type contracts. Customers (end users) may require selective acquisitions of equipment and/or services OR full turnkey projects necessitating additional services, training, and maintenance agreements. H-GAC is seeking the broadest possible selection of available fire apparatus and special service vehicles to best serve our customers by providing the largest selection of products/services available to meet their needs. This solicitation may include a request for a discount percent off price catalog, category, or manufacturer, or price list for supplies, materials, or not to exceed hourly rates for installation or repair. Respondents are not required to provide offerings on all categories. Please note: awarded contracts for FS12-23 allow contractors to update their manufacturer pricing and product offerings at any time during the course of the four-year contract term.

4.2. Categories

This Solicitation is divided into twelve (12) separate but related product categories (A-L). When submitting a response, Respondent may choose to submit a response to any of the categories or all of them. No additional weighted value will be assigned to a response that addresses more than one or all categories listed. All equipment must be the manufacturer's new and current model and must be fully operational upon delivery to the Customer.

This solicitation does not include ambulances - please see HGACBuy Contract AM10-20 and AM10-23.

Alternative Fuel Vehicles: All responses that include electric, hybrid, or other alternative fuel vehicles must include these vehicles in Category I. If that specific vehicle is also available with an internal combustion engine (ICE),

please list the ICE vehicle separately in the appropriate vehicle category. Category I will only include the alternative fuel vehicles, regardless of vehicle function or type.

Product categories are as follows:

A. **Wildland Fire Apparatus - Brush Fire, Off-Road Tenders/Tankers, Crew Carriers, Slip-in Units, etc.**

Response listings/descriptions must be organized by major sub-categories, which include Manufacturer, type/function, model, chassis (make and model), cab configuration, 2WD/4WD, and fuel type, and tank and pump.

B. **Aerial Fire Apparatus - Boom/Platform, Ladder, Ladder/Platform, etc.**

Response listings/descriptions must be organized by major sub-categories, which include Manufacturer, model, chassis, aerial category/construction, aerial functions, cab types, and axle configurations.

C. **Pumper Fire Apparatus**

Response listings/descriptions must be organized by major sub-categories, which include Manufacturer, model, chassis, cab types, axle configurations, tank capacities/construction, and pump capacity/position.

D. **Pumper-Tanker/Tanker/Tender Fire Apparatus**

Response listings/descriptions must be organized by major sub-categories, which include Manufacturer, model, chassis, cab types, axle configurations, tank capacities/construction, and pump capacity/position.

E. **Aircraft Rescue & Fire-Fighting Vehicles (ARFF)**

Response listings/descriptions must be organized by major sub-categories including Manufacturer, model, chassis, cab types, axle configurations, and by Class Types 1-5.

F. **Special Service Apparatus – Rescue/Fast Response, Re-Hab, Hazmat, Mobile Emergency Command/Communication Centers/Trailers, Light/Air Vehicle, Dive Response Vehicle, ATV/UTV Response Vehicles, Mobile Fire Pump Testers, etc.**

Response listings/descriptions must be organized by Manufacturer, function, type, or purpose of the apparatus/vehicle, and include brief and concise details about the vehicle.

G**. Fire Boats, Rescue Boats, Emergency Response Boats**

Response listings/descriptions must be organized by major sub-categories including Manufacturer, type, function, size, and propulsion.

H. **Fire Command Vehicles - Light, medium, and heavy-duty pickups and SUVs**

Response listings/descriptions must be organized by major sub-categories including Manufacturer, model, chassis, and 2WD/4WD, fuel type.

I. **Electric/Alternative Fuel Fire Apparatus**

Response listings/descriptions must be organized by major sub-categories including Manufacturer, model, chassis, vehicle type, fuel/propulsion type, and function.

J. **Fire Apparatus/Vehicle Service/Maintenance Plans**

Response listings/descriptions must include plan details, including details about which fees are included in costs, and items such as labor rates, and fee structures.

K. **Fire Apparatus/Vehicle Parts and Supplies**

Response listing need only to include percentage discount.

L. **Fire Apparatus/Vehicle Options**

Please provide a complete listing or catalog of options, accessories, and loose equipment offered. Please clearly indicate if the options are model or vehicle specific, or only available for specific models or vehicles. Options must be clearly identified as upgrades or downgrades and clearly show the net effect to the price of the base model. (Please upload in Section 9.1.4 Required Documents.)

4.3. General Requirements

All products priced and sold pursuant to this Solicitation must, as applicable:

1. Meet all applicable requirements of federal, state and local laws and regulations.
2. Be manufacturer's normal offering with all standard features and functions and performance levels.
3. Be ready for turn-key operation upon delivery.
4. Respondent must include specifications, brochures, warranty information, and any other relevant product information with solicitation Response.

Note: “Unpriced/unpublished” options cannot be quoted on the Base Pricing List and may not be sold through this contract.

4.4. Additional Requirements

Licenses

1. Contractor must have and maintain the appropriate license(s) as required by the State of Texas, Department of Transportation, Department of Motor Vehicles, Motor Vehicle Commission Code [latest edition], or any other local, state and federal licenses required and which are applicable to the respondent’s operations.
2. The prescribed licenses must include the manufacturer/respondent, and any and all dealers and their representatives as may be required by the Motor Vehicle Department. Contractor must ensure all

emergency and specialty vehicles sold are in accordance with the laws of the state where the sale and acquisition are made.

3. Contractor must maintain all licensing required by the State of Texas as applicable to their business operations during the entire contract term. If during the contract period such licensing lapses, Contractor will be in default and become subject to contract termination unless issued a stay or waiver.

Manuals

1. Contractor must supply at the time of delivery, at least two (2) sets of complete operations and service documentation covering the completed emergency vehicles as delivered and accepted.
2. Respondent must supply the following information with their response: Technical Specifications, Product Brochures, Tear Sheets, Cut Sheets, Strippers, etc. which clearly show all the standard features and capabilities of each response listing.

Warranty

Contractors must comply with the minimum warranty and maintenance requirements described below for any products or services provided under this Solicitation.

1. Contractor must furnish with response, and for all equipment sold through this H-GAC contract, the manufacturer's general warranty, which must be honored by all the manufacturer's authorized service locations.
2. All service/maintenance plan listings must clearly indicate the cost structure for such plans, clearly indicating which costs and fees are included (such as: hourly labor rates, shop fees, supply fees, environmental fees).
3. The Contractor will handle all warranty claims and all work must be completed within ten (10) calendar days after receipt of equipment/vehicle by the Contractor without cost to H-GAC or the Customer. Delayed warranties must be available for all vehicles and equipment. Warranty start date will be effective the date that the completed unit is placed into service by the Customer. The Contractor must furnish a delayed warranty card/document for each unit delivered and/or advise the Customer of the procedures to be followed for obtaining the delayed start of warranty coverage. Requests for delayed warranties will not exceed six months after delivery.
4. Any and all documents necessary to effect manufacturer’s warranty must be properly applied for and submitted by the Contractor. The Contractor will provide to H-GAC and the Customer a manufacturer’s warranty which will be honored by any of the manufacturer’s authorized dealers and a complete copy must be provided at the time of delivery. When additional warranties are available as standard, they must be included as a part of the response for the benefit of H-GAC and Customer.
5. The patient compartment, all modifications to the OEM chassis by Contractor on the accepted unit, and equipment and parts will be guaranteed for a minimum period of one (1) year against defects in design,

materials, and workmanship. The warranty period will begin upon final acceptance of the equipment. This warranty will cover parts and labor expenses.

6. In the event any component part of equipment or materials furnished under these specifications, or its subsequent contract(s), becomes defective by reason of material or workmanship during said period, and the end user agency immediately notifies Contractor of such defect, Contractor will, at no expense to the End User agency or H-GAC, repair or replace equipment or component with new equipment or component.
7. Warranty of all system equipment is the sole responsibility of the Contractor under contract, but may be performed by their certified, designated agent.

4.5. Vehicle Requirements

All equipment and vehicles must be new and be the manufacturer's latest and current model. Each vehicle must be fully assembled, adjusted, serviced and ready for immediate and continuous operation upon delivery. If the equipment or vehicle does not meet the specification requirements upon delivery, Contractor will be responsible for correcting all deficiencies and making any corrections or adjustments needed to attain specification requirements.

All equipment and vehicles must conform to applicable local, state, federal requirements and must comply to all applicable industry standards including National Fire Protection Association (NFPA), Department of Transportation, United States Coast Guard (USCG), and Occupational Safety and Health Administration (OSHA).

4.6. Service / Maintenance Plans and Parts

All service/maintenance plan listings must clearly indicate the cost structure for such plans, including which costs and fees are included (ex: hourly labor rates, shop fees, supply fees, environmental fees).

4.7. Labor Hours Definitions

If the awarded contract contains hours for labor related services, the following definitions will apply:

1. "Business Day" Monday through Friday
2. "Business Hours" Standard Business Hours 8 a.m. to 5 p.m.
3. "Regular Time" Work that occurs during standard business hours
4. "Emergency Time" Work that occurs outside standard business hours

4.8. Administrative Fee

For each purchase order processed under an awarded contract, H-GAC will directly invoice the contractor an administrative fee (Order Processing Charge) applicable to the sale of all equipment and services submitted in contractor's response. It is the contractor's responsibility to remit the administrative fee within thirty (30) days of processing any customer's purchase order, even if an invoice is not received from H-GAC. Contractor agrees that H-GAC will have the right, with reasonable notice, to inspect its records pertaining to purchase orders processed and the accuracy of the fees payable to H-GAC. For this solicitation the administrative fee is as follows:

Administrative Fee (per Purchase Order)

Category A – Brush Trucks/Light Rescue	$1,000 per purchase order
Category B – Aerial Fire Apparatus	$2,000 per purchase order
Category C – Pumper Fire Apparatus	$2,000 per purchase order
Category D – Pumper/Tanker and Tanker Apparatus	$2,000 per purchase order
Category E – ARFF Apparatus	$2,000 per purchase order
Category F – Special Service Vehicles	
Heavy Rescue*/Special Service	$2,000 per purchase order
Light Rescue/Quick Response	$1,000 per purchase order
All Trailers	2% of purchase order

*Heavy Rescue is vehicle with GVWR of 26,000 and above.

Category G –Fire/Rescue/Emer. Response Boats	2% of purchase order
Category H - Fire Command Vehicles	$1,000 per purchase order
Category I - Alternative Fuel Vehicles	Fee determined by category of vehicle
Category J –Service/Maintenance Plans	2% per purchase order
Category K - Fire Apparatus/Vehicle Parts and Supplies	2% per purchase order
Category L - Fire Apparatus/Vehicle Options	No separate fee - part of vehicle

4.9. Final Contract Deliverables

Contractor agrees to submit written quarterly reports to H-GAC detailing all transactions during the previous three (3) month period. Reports must include, but are not limited, to the following information:

- Customer Name and address
- HGACBuy confirmation number
- Product/Service purchased
- Customer Purchase Order Number
- Purchase Order Date
- Product/Service dollar amount
- HGACBuy Order Processing Charge amount

DocuSign Envelope ID: 3DF55EB6-0327-4FF6-8B32-76D423EF7160

Reports must be provided to H-GAC in Excel or other acceptable electronic format by the 30th day of the month following the quarter being reported. If Contractor defaults in providing Products or Services reporting as required by the contract, recourse may be exercised through cancellation of the contract and other legal remedies as appropriate.

--End of section--

DocuSign Envelope ID: 3DF55EB6-0327-4FF6-8B32-76D423EF7160

Attachment A
MacQueen Equipment, LLC
Fire Apparatus and Related Vehicles
Contract No.: FS12-23

Manufacturer	Product	Item Description	Offered List Price	HGACBuy Discount
		Category A - Wildland and Brush		
Pierce	23W-101	1019 Ford F-550 Pumper - 1019	$ 366,288.00	5%
Pierce	23W - 103 International Type 3	International Wildland-1039	$ 581,003.00	5%
Pierce	23W - 104 International Urban	International Urban Interface-1040	$ 491,716.00	5%
BME Fire Trucks	Summit	Navistar, 4x4, 4-Door, Model 34, 1000 GPM Pump, 500 Gallon Water Tank	$ 544,632.00	5%
BME Fire Trucks	Targhee	Navistar, 4x4, 4-Door, Model 34, 500 GPM Pump, 500 Gallon Water Tank	$ 529,854.00	5%
BME Fire Trucks	Rocky Mountain	Navistar, 4x4, 4-Door, Type 3, Model 346/500R, 600 Gallon Water Tank, 500 GPM Pump	$ 455,062.00	5%
BME Fire Trucks	Aspen	Navistar, 4x4, 4-Door, Type 4, 800 Gallon Water Tank, 1.5AGE Pump	$ 449,583.00	5%
BME Fire Trucks	McCall	Dodge, Type 6, 300 Gallon Water Tank, 1.5AGE Pump	$ 294,167.00	5%
BME Fire Trucks	Ponderosa	Type 6, 300 Gallon Water Tank, 1.5AGE Pump	$ 325,057.00	5%
BME Fire Trucks	Sawtooth	Type 6, 300 Gallon Water Tank, 1.5AGE Pump	$ 329,057.00	5%
BME Fire Trucks	Big Horn	Navistar, 4x4, 4-Door, Wildland Urban Interface, 750 Gallon Water Tank, 1000 GPM Pump	$ 606,667.00	5%
		Category B - Aerial Fire Apparatus		
Pierce	23A-101	Enforcer Chassis, Single Rear Axle, 75' Aerial - 1027	$ 1,436,022.00	5%
Pierce	23A-102	Enforcer Chassis, Tandem Rear Axle, PUC, 75' Aerial - 1028	$ 1,474,688.00	5%
Pierce	23A-103	Velocity Chassis, Tandem Rear Axle, 100' Aerial - 1029	$ 1,648,105.00	5%
Pierce	23A-104	Enforcer Chassis, Single Rear 107' Aerial -1030	$ 1,589,837.00	5%
Pierce	23A-105	Enforcer Chassis, Tandem Rear Axle, 107' Aerial - 1031	$ 1,699,833.00	5%
Pierce	23A-106	Velocity Chassis, Tandem Rear Axle, 105' Aerial - 1032	$ 1,646,299.00	5%
Pierce	23A-107	Velocity Chassis, Tandem Rear axle, 100' Rear mounted Platform - 1033	$ 1,912,763.00	5%
Pierce	23A-108	Velocity Chassis, Tandem Rear axle, 100' Aluminum Rear mounted Platform - 1034	$ 2,017,959.00	5%
Pierce	23A-109	Enforcer Chassis, Tandem Rear axle, mid-mounted 100' platform - 1035	$ 2,101,962.00	5%
Pierce	23A-110	Enforcer Chassis, 107' Tractor Drawn Aerial - 1036	$ 2,066,551.00	5%
Pierce	23A-111	Enforcer Snozzle - 1037	$ 1,314,701.00	5%
		Category C - Pumper Fire Apparatus		
Pierce	23P-102	Freightliner M2-106 Responder, 1000 Tank, 1250 Pump 1020	$ 397,469.04	5%
Pierce	23P-103	International 4 door 1000 tank, 1250 Pump Pumper 1026	$ 526,585.97	5%
Pierce	23P-104	Saber Pumper, 750 Tank, 1500 pump 1022	$ 881,807.87	5%
Pierce	23P-105	Enforcer Pumper 750 tank, 1500 pump 1023	$ 956,324.96	5%
Pierce	23P-106	Enforcer PUC Pumper 750 tank, 1500 pump 1024	$ 1,035,341.76	5%
Pierce	23P-107	Velocity Pumper 1025	$ 967,322.35	5%
Pierce	23P-108	Velocity PUC Pumper 1038	$ 1,049,384.90	5%
		Category D - Pumper Tanker/Tender		
Pierce	23PT-101	Freightliner 2000 Gallon Tanker - 1041	$ 511,866.00	5%
Pierce	23PT-102	International 2000 Gallon Tanker -1042	$ 498,571.00	5%
Pierce	23PT-103	Saber 2000 Gallon Tanker - 1043	$ 899,378.00	5%
Pierce	23PT-104	Enforcer 2000 Gallon Tanker - 1044	$ 982,413.00	5%

DocuSign Envelope ID: 3DF55EB6-0327-4FF6-8B32-76D423EF7160

Pierce	23PT-105	Freightliner 3000 Tandem Tanker - 1045	$ 507,344.00	5%
Pierce	23PT-106	International 3000 Tandem Tanker - 1046	$ 520,168.00	5%
Pierce	23PT-107	Saber Tandem 3000 Tanker - 1047	$ 985,111.00	5%
Pierce	23PT-108	Enforcer Tandem 3000 Tanker - 1048	$ 1,048,825.00	5%
Pierce	23PT-109	Velocity Tandem PUC 2500 Tanker - 1049	$ 1,109,887.00	5%
BME Fire Trucks	Tahoe	2000 Gallon Water Tender	$ 483,632.00	5%
BME Fire Trucks	Cascade	3000 Gallon Water Tender	$ 552,502.00	5%
BME Fire Trucks	Clearwater	Navistar, 4x4, 4-Door, 1250 Gallon Water Tank, 500 GPM Pump Extreme Water Tender	$ 533,552.00	5%
BME Fire Trucks	Mammoth	1250 Gallon Extreme Water Tender, Navistar 2-Door Cab	$ 501,135.00	5%
BME Fire Trucks	Payette	1800 Gallon Tactical Water Tender	$ 484,061.00	5%
		Category F - Special Service VehiclesVehicles		
Pierce	23SS - 101	Ford F-550 Rescue 12' -1050	$ 278,709.00	5%
Pierce	23SS - 102	Enforcer NWI-Rescue - 1051	$ 975,772.00	5%
Pierce	23SS - 103	Velocity NWI-Rescue - 1052	$ 999,751.00	5%
Pierce	23SS - 104	Enforcer PUC NWI-Rescue - 1053	$ 1,252,488.00	5%
Pierce	23SS - 105	Velocity Combo-Rescue - 1054	$ 1,136,418.00	5%
Pierce	23SS - 106	Enforcer Tandem Combo - 1055	$ 1,114,686.00	5%
Pierce	23SS - 107	Velocity Alum Walk-in Rescue - 1056	$ 1,114,461.00	5%
Pierce	23SS - 108	Enforcer Stainless NWI-Rescue - 1057	$ 1,020,660.00	5%
Pierce	23SS - 109	Enforcer Walk-in - 1058	$ 1,034,340.00	5%
Pierce	23SS - 110	Velocity Tandem Walk-in - 1059	$ 1,228,431.00	5%
Frontline Communications	C-17	Mobile Command Unit, Chevrolet Suburban, 4x4, 17 feet overall length, Single axle, Gasoline	$ 196,178.00	5%
Frontline Communications	C-20	Rapid Response Command Unit, Ford Transit-350 Van, 2WD, 20 feet overall length, Single axle, Gasoline	$ 278,319.00	5%
Frontline Communications	CRU-22	Critical Response Command Unit, Ford Transit-350 High Roof Van, 2WD, 9,500 GVWR, 22 feet overall length, Single axle, Gasoline	$ 353,163.00	5%
Frontline Communications	C-23	Mobile Command Unit, Mercedes-Benz Sprinter 3500, 23 feet overall length, 2WD, Single axle, Diesel	$ 306,919.00	5%
Frontline Communications	C-25	Mobile Command Unit, Ford F-650 with custom aluminum body, 26,000 GVWR, 25 feet overall length, 2WD, Single axle, Diesel	$ 477,451.00	5%
Frontline Communications	C-30	Mobile Command Unit, Freightliner M2-106 with custom aluminum body, 33,000 GVWR, 30 feet overall length, 2WD, Single axle, Diesel	$ 587,098.00	5%
Frontline Communications	C-35	Mobile Command Unit, Freightliner M2-106 with custom aluminum body, 33,000 GVWR, 35 feet overall length, 2WD, Single axle, Diesel	$ 669,849.00	5%
Frontline Communications	C-40	Mobile Command Unit, Freightliner M2-106 with custom aluminum body, 54,000 GVWR, 40 feet 9 inches overall length, 2WD, Dual axle, Diesel	$ 735,953.00	5%
Frontline Communications	C-40 Enforcer	Mobile Command Unit, Pierce Enforcer custom chassis with custom aluminum body, 40 feet 9 inches overall length, 2WD, Dual axle, Diesel	$ 1,546,944.00	5%
Frontline Communications	C-40 Saber	Mobile Command Unit, Pierce Saber custom chassis with custom aluminum body, 40 feet 9 inches overall length, 2WD, Dual axle, Diesel	$ 1,017,416.00	5%
Frontline Communications	C-40 Velocity	Mobile Command Unit, Pierce Velocity custom chassis with custom aluminum body, 40 feet 9 inches overall length, 2WD, Dual axle, Diesel	$ 1,259,403.00	5%
Frontline Communications	C-28T	Mobile Command Trailer - Custom aluminum body, 28 feet overall length, Dual axle	$ 308,961.00	5%
Frontline Communications	C-35T	Mobile Command Trailer - Custom aluminum "gooseneck" body, 35 feet overall length, Dual axle	$ 394,976.00	5%
Frontline Communications	C-53T	Mobile Command Trailer - Custom aluminum body, 53 feet overall length, Dual axle	$ 1,241,546.00	5%
Frontline Communications	C-RTR	Refurb/Technology Refresh Command Vehicle - Customer-furnished vehicle, refurbish interior and/or exterior, upgrade technology	$ 292,975.00	5%
BME Fire Trucks	Sequioa	10 Man Crew Carrier Vehicle	$ 378,634.00	5%
		Category J - Service/Maintenance Plans		
Frontline Communications	Vehicle Warranty	Multiple plans available by model - see Siddons-Martin Warranty/Service Table		
BME	Vehicle Warranty	Multiple plans available by model - see Siddons-Martin Warranty/Service Table		
Pierce Manufacturing	Vehicle Warranty	Multiple plans available by model - see Siddons-Martin Warranty/Service Table		

AGENDA ITEM SUMMARY

BUFFALO GROVE VILLAGE BOARD

Regular Meeting: March 16, 2026

AGENDA ITEM 9.j. O-2026-44
Ordinance Approving Village Manager Compensation

Contacts

Liaison: President Smith
Staff: Dane Bragg

Staff Recommendation

Staff recommends approval.

Recommended Motion

I move to approve an ordinance establishing compensation for the Village Manager in accordance with the materials contained in the Village Board agenda packet.

Summary

Background

In accordance with 5 ILCS 120/7.3(b), any IMRF employer shall, at least six days before it approves an employee's total compensation package that is equal to or in excess of $150,000 per year, post on its website the total compensation package for that employee. In accordance with statute, the compensation package for the Village Manager was published on the Village's website and made available to the public on March 9, 2026.

Strategic Alignment

Guiding Principle

Principle 4: High Performing Village Team

Goal

Goal 1: Maintained effective village government: fiscally responsible and providing outstanding, responsive services

File Attachments

1. DRAFT Ordinance - Approving Village Manager Compensation

ORDINANCE 2025-xxx

AN ORDINANCE APPROVING VILLAGE MANAGER COMPENSATION

WHEREAS, the Village of Buffalo Grove is a home rule unit pursuant to the Illinois Constitution of 1970; and

WHEREAS, the Corporate Authorities of the Village of Buffalo Grove by Ordinance No. 2022-139 approved an Employment Agreement Amended and Restated 2022, dated December 7, 2022 between the Village of Buffalo Grove and Dane C. Bragg; and

WHEREAS, said amended Employment Agreement further establishes the terms of additional compensation and benefits. The Village Board wishes to provide compensation or benefits in addition to those enumerated in Section 4.D of the Agreement.

NOW, THEREFORE, BE IT ORDAINED by the President and Board of Trustees of the Village of Buffalo Grove, Cook and Lake Counties, Illinois, as follows:

SECTION 1. The foregoing recitals are hereby adopted and incorporated and made a part of this Ordinance as if fully set forth herein.

SECTION 2. In support of his admirable performance for the year 2025, Dane C. Bragg, as Village Manager of the Village of Buffalo Grove, shall be awarded additional performance compensation in the amount of $30,000.00, payable upon passage of this ordinance.

SECTION 3. The remaining terms and conditions of the Village Manager Employment Agreement shall remain in full force and effect.

SECTION 4. This Ordinance shall be in full force and effect from and after its passage and approval and shall not be codified.

AYES: _____
NAYES: _____
ABSENT: _____
PASSED: _____, 2026
APPROVED: _____, 2026
PUBLISHED: _____, 2026

ATTEST:

Janet M. Sirabian, Village Clerk

APPROVED:

Eric N. Smith, Village President

DRAFT