

# **NOTICE OF A REGULAR MEETING OF THE BUFFALO GROVE FIREFIGHTERS' PENSION FUND BOARD OF TRUSTEES**

The Buffalo Grove Firefighters' Pension Fund Board of Trustees will conduct a regular meeting on **Monday, May 12, 2025 at 8:30 a.m.** in Village Hall located at 50 Raupp Boulevard, Buffalo Grove, Illinois 60089, for the purposes set forth in the following agenda:

## **AGENDA**

1. Call to Order
2. Roll Call
3. Approval of Remote Attendance and Full Participation by Certain Trustees (if any)
4. Public Comment
5. Approval of Meeting Minutes
  - a.) February 3, 2025 Regular Meeting
6. Financial/Investment Reports
  - a.) Monthly Financial Reports from Lauterbach & Amen (December 2024, January, February, March and April 2025)
  - b.) Presentation and Approval of Bills
  - c.) Additional Bills, if any
  - d.) Review – Cash Balances of Local Accounts
    - i. BMO Bank Statement and Current Balance Status
    - ii. Schwab Statement, Current Balance Status and Quarterly Report – Sawyer Falduto
  - e.) Review of Cash Projections and Cash Needs
  - f.) Review/Approval – FPIF Statements of Results (January, February, March and April 2025)
  - g.) Review/Approval – FPIF Lag Statement of Results (December 2024)
  - h.) Review/Approval – FPIF Monthly Investment Summaries (January, February, March and April 2025)
7. Communications and Reports
  - a.) Affidavits of Continued Eligibility
  - b.) Statements of Economic Interest
8. Applications for Membership/Withdrawals from Fund/Service Purchase
  - a.) Status of Baniqued Combined Creditable Service/Reciprocity
9. Applications for Retirement/Disability Benefits/QILDROs
  - a.) Deceased Pensioner – Phillip Barry/Approve Surviving Spouse Benefits – Cynthia Barry
  - b.) Status of Application for Disability Benefits Process – Steven Dorsey
  - c.) Status of Qualified Illinois Domestic Relations Orders (QILDROs)
    - i. Dorsey QILDRO
    - ii. Status of Jason QILDRO
    - iii. Status of Gatto QILDRO
    - iv. Status of Olson QILDRO
10. Old Business
  - a.) Review/Approve – RFQ for Insurance Brokers
  - b.) Status of Shared Cloud Site/Dedicated Pension Trustee Emails Project
11. New Business
  - a.) Review Preliminary Actuarial Valuation
  - b.) Review/Approve IDOI Annual Statement
  - c.) Review/Approve Annual Audit
  - d.) Discussion/Possible Action – Active Member Workshop
12. Attorney's Report – Ottosen
  - a.) Pension Insights (Second Quarter 2025)
  - b.) Fiduciary Insights (March 2025)
  - c.) IAFFD Fire Call Pension Pointers (Winter 2025)
13. Trustee Training Updates
  - a.) Approval of Trustee Training Registration Fees and Reimbursable Expenses
  - b.) Acknowledgement of Training Time from Meeting
  - c.) Certification of Trustee Training Hours
14. Closed Session, if needed
15. Adjournment

**MINUTES OF A REGULAR MEETING OF THE  
BUFFALO GROVE FIREFIGHTERS' PENSION FUND BOARD OF TRUSTEES  
FEBRUARY 3, 2025**

A regular meeting of the Buffalo Grove Firefighters' Pension Fund Board of Trustees was held on Monday, February 3, 2025 at 8:30 a.m. in the Buffalo Grove Village Hall located at 50 Raupp Boulevard, Buffalo Grove, Illinois 60089, pursuant to notice.

**CALL TO ORDER:** President Dan Pasquarella called the meeting to order at 8:32 a.m.

**ROLL CALL:**

**PRESENT:** Trustees Dan Pasquarella, Josh Himmelspach, Thomas Gough, Larry Stanley and Chris Black

**ABSENT:** None

**ALSO PRESENT:** Attorney Carolyn Clifford, Ottosen; John Falduto, Sawyer Falduto Asset Management, LLC (SFAM); Village Manager Dane Bragg and Trustee Denise Bocek, Village of Buffalo Grove; Molly Barker and Erica Dominguez, Lauterbach & Amen, LLP (L&A)

**APPROVAL OF REMOTE ATTENDANCE AND FULL PARTICIPATION BY CERTAIN TRUSTEES (IF ANY):** The Board noted that there were no Trustees attending remotely.

**PUBLIC COMMENT:** There was no public comment.

**APPROVAL OF MEETING MINUTES:** *October 28, 2024 Regular Meeting:* The Board reviewed the October 28, 2024, regular meeting minutes. A motion was made by Trustee Stanley and seconded by Trustee Gough to approve the October 28, 2024, regular meeting minutes as written. Motion carried unanimously by voice vote.

*Semi-Annual Review of Closed Session Meeting Minutes:* The Board reviewed the closed session meeting log. A motion was made by Trustee Himmelspach and seconded by Trustee Stanley to keep the closed session meeting minutes closed at this time as the need for confidentiality still exists. Motion carried unanimously by voice vote.

**FINANCIAL/INVESTMENT REPORTS:** *Monthly Financial Reports from Lauterbach & Amen (September, October, November and December 2024):* The Board reviewed the Monthly Financial Report for the nine-month period ending September 30, 2024, prepared by L&A. As of September 30, 2024, the net position held in trust for pension benefits is \$90,460,186.26 for a change in position of \$9,550,485.50. The Board also reviewed the Cash Analysis Report, Revenue Report, Expense Report, Member Contribution Report, Payroll Journal, Quarterly Deduction Report and Quarterly Transfer Report.

The Board also reviewed the Monthly Financial Report for the ten-month period ending October 31, 2024, prepared by L&A. As of October 31, 2024, the net position held in trust for pension benefits is \$87,967,646.43 for a change in position of \$7,057,945.67. The Board also reviewed the Cash Analysis Report, Revenue Report, Expense Report, Member Contribution Report, Payroll Journal, Quarterly Deduction Report and Quarterly Transfer Report.

The Board also reviewed the Monthly Financial Report for the eleven-month period ending November 30, 2024, prepared by L&A. As of November 30, 2024, the net position held in trust for pension benefits is \$89,947,968.66 for a change in position of \$9,038,267.90. The Board also reviewed the Cash Analysis Report, Revenue Report, Expense Report, Member Contribution Report, Payroll Journal, Quarterly Deduction Report, Quarterly Transfer Report and the Quarterly Disbursement Report for the period September 1, 2024, through November 30, 2024, for total disbursements of \$52,419.21. The ending balance in the BMO account for this period is \$12,289.81, which is above the Board's target cash balance (\$10,000) but below the transfer threshold (\$25,000) set by the Board for this account.

A motion was made by Trustee Himmelspach and seconded by Trustee Stanley to accept the Monthly Financial Reports as presented and to approve the disbursements shown on the Quarterly Disbursement Report in the amount of \$52,419.21. Motion carried by roll call vote.

AYES: Trustees Pasquarella, Himmelspach, Gough, Stanley and Black  
NAYS: None  
ABSENT: None

*Additional Bills, if any:* There were no additional bills presented for approval.

*Review – Cash Balances of Local Accounts – BMO Bank Statement and Current Balance Status:* The Board reviewed the current balance of the BMO Bank operating account and discussed upcoming cash needs. No changes are needed at this time.

*Schwab Statement, Current Balance Status and Quarterly Report – Sawyer Falduto:* Mr. Falduto presented the Investment Performance Report for the period ending December 31, 2024. As of December 31, 2024, the ending market value held in the Schwab money market account is \$100,769, which is above the Board's target cash balance (\$100,000) but below the transfer threshold (\$200,000) set by the Board for this account. A motion was made by Trustee Stanley and seconded by Trustee Gough to accept the Sawyer Falduto Quarterly Report as presented. Motion carried by roll call vote.

AYES: Trustees Pasquarella, Himmelspach, Gough, Stanley and Black  
NAYS: None  
ABSENT: None

*Review of Cash Projections and Cash Needed:* The Board discussed the current cash projections and cash needs and determined that no action was needed at this time.

*Approve Annual Cost of Living Adjustments for Pensioners:* The Board reviewed the 2025 Cost of Living Adjustments calculated by L&A. A motion was made by Trustee Himmelspach and seconded by Trustee Gough to approve the 2025 Cost of Living Adjustments as required by statute and calculated by L&A. Motion carried by roll call vote.

AYES: Trustees Pasquarella, Himmelspach, Gough, Stanley and Black  
NAYS: None  
ABSENT: None

*Review/Approval – FPIF Statements of Results (September, October, November and December 2024):* The Board reviewed the FPIF Statements of Results for the periods September 30, 2024, October 31, 2024, November 30, 2024 and December 31, 2024. As of December 31, 2024, the Fund's ending Net Asset Value (NAV) in FPIF is \$87,360,730.88 which is 0.92% ownership in FPIF. The year-to-date net return of the Fund's total assets is 10.91% and the one-month net return for December 2024 is (2.35%).

*Review/Approval – FPIF Monthly Investments Summaries (September, October, November and December 2024):* The Board reviewed the FPIF Monthly Investments Summaries for the periods September 2024, October 31, 2024, November 30, 2024 and December 31, 2024. As of December 31, 2024, the one-month total net return is (2.3%) vs. the FPIF policy benchmark of (2.3%) and the calendar year-to-date total net return is 11.0% vs. the FPIF policy benchmark of 10.5% for an ending market value of \$9,495,594,016. The current asset allocation is as follows: Equity at 65%, Fixed Income at 28.3%, Alternatives at 5.6%, Cash at 1.1% and Transition and Member Funds at 0.0%. A motion was made by Trustee Stanley and seconded by Trustee Himmelspach to accept the FPIF Statements of Results and FPIF Monthly Investments Summaries as presented. Motion carried by roll call vote.

AYES: Trustees Pasquarella, Himmelspach, Gough, Stanley and Black  
NAYS: None  
ABSENT: None

**COMMUNICATIONS AND REPORTS:** *Affidavits of Continued Eligibility:* The Board noted that L&A mailed Affidavits of Continued Eligibility to all pensioners in December 2024 and a due date of January 13, 2025. To date, 8 affidavits remain outstanding. L&A mailed second request affidavits to the outstanding pensioners and status updates will be provided to the Board as they become available.

*Statements of Economic Interest:* The Board noted that the List of Filers was submitted to the County by the Village by February 1, 2025. Statements of Economic Interest will be sent to all registered filers who will need to respond by the deadline of May 1, 2025.

**APPLICATIONS FOR MEMBERSHIP/WITHDRAWALS FROM FUND:** There were no applications for membership or withdrawals from the Fund.

**APPLICATIONS FOR RETIREMENT/DISABILITY BENEFITS/QILDROS:** *Approve Regular Retirement Benefits – Jeffery Morris:* The Board reviewed the regular retirement benefit calculation for Jeffery Morris prepared by L&A. Lieutenant Morris had an entry date of April 23, 1990, retirement date of March 4, 2025, effective date of pension of March 5, 2025, 64 years of age at date of retirement, 34 years and 10 months of creditable service, applicable salary of \$141,443.68, applicable pension percentage of 75%, amount of originally granted monthly pension of \$8,840.23 and amount of originally granted annual pension of \$106,082.76. A motion was made by Trustee Gough and seconded by Trustee Stanley to approve Jeffery Morris' regular retirement benefit calculated by L&A. Motion carried by roll call vote.

AYES: Trustees Pasquarella, Himmelspach, Gough, Stanley and Black  
NAYS: None  
ABSENT: None

*Application for Disability Benefits – Steven Dorsey and Review/Approval – Appointment of IME Physicians:* The Board discussed the application for disability benefits submitted by Steven Dorsey. A motion was made by Trustee Gough and seconded by Trustee Pasquarella to authorize INSPE to select the independent medical examining physicians for Steven Dorsey. Motion carried by roll call vote.

AYES: Trustees Pasquarella, Himmelspach, Gough, Stanley and Black  
NAYS: None  
ABSENT: None

*Status of Dorsey QILDRO:* Attorney Clifford apprised the Board that there are no updates on the status of the Dorsey QILDRO. Updates will be provided to the Board as they become available.

*Status of Jason QILDRO:* Attorney Clifford apprised the Board that there are no updates on the status of the Jason QILDRO. Updates will be provided to the Board as they become available.

*Status of Gatto QILDRO:* Attorney Clifford apprised the Board that there are no updates on the status of the Gatto QILDRO. Updates will be provided to the Board as they become available.

**OLD BUSINESS:** *Fiduciary Liability Insurance Renewal (Gallagher):* The Board noted that the fiduciary liability insurance renewal has been completed through Gallagher Insurance and discussed the current coverage and possible future coverage. Further discussion will be held at the next regular meeting.

**NEW BUSINESS:** *Review/Approve – RFQ for Insurance Brokers:* The Board discussed submitting a Request for Quotes to potential fiduciary liability insurance brokers. Further discussion will be held at the next regular meeting.

*Mr. Bragg left the meeting at 10:10 a.m.*

*Review Trustee Term Expirations and Election Procedures:* The Board noted that there are no trustee terms expiring in 2025.

**ATTORNEY'S REPORT – OTTOSEN:** *Pension Insights (First Quarter 2024) (New Case Law):* The Board was provided the First Quarter 2025 Pension Insights on new legislation prepared by Ottosen, which Attorney Clifford reviewed with the Board.

*Board Insights (January 2025) (Updates to Unclaimed Property Act); Fiduciary Insights (January 2025) (Who Is The Client When Representing An Organization); IAFFPD Fire Call Pension Pointers (Fall 2024) (Illinois Judges Challenge Pension Reform Law):* Attorney Clifford reviewed with the Board the following training presentations: Board Insights (January 2025) (Updates to Unclaimed Property Act); Fiduciary Insights (January 2025) (Who Is The Client When Representing An Organization) and IAFFPD Fire Call Pension Pointers (Fall 2024) (Illinois Judges Challenge Pension Reform Law).

**TRUSTEE TRAINING UPDATES:** *Approval of Trustee Training Registration Fees and Reimbursable Expenses:* There were no trustee registration fees or reimbursable expenses presented for approval.

*Acknowledgement of Training Time from Meeting:* The Board acknowledged one hour of Trustee Training from the February 3, 2025, regular meeting.

*Certification of Trustee Training Hours:* This item was not discussed.

**CLOSED SESSION, IF NEEDED:** There was no need for closed session.

**ADJOURNMENT:** A motion was made by Trustee Stanley and seconded by Trustee Gough to adjourn the meeting at 10:22 a.m. Motion carried unanimously by voice vote.

The next regular meeting is scheduled for May 12, 2025, at 8:30 a.m.

---

Board Secretary

Minutes approved by the Board of Trustees on \_\_\_\_\_

*Minutes prepared by Molly Barker, Professional Services Administrator, Lauterbach & Amen, LLP*

# Buffalo Grove Firefighters' Pension Fund

---

Monthly Financial Report

For the Month Ended

December 31, 2024

---

Prepared By



Lauterbach & Amen, LLP

CERTIFIED PUBLIC ACCOUNTANTS

# Buffalo Grove Firefighters' Pension Fund

## Table of Contents

	Starting on Page
Accountants' Compilation Report.....	1-1
Financial Statements	
Statement of Net Position - Modified Cash Basis.....	2-1
Statement of Changes in Net Position - Modified Cash Basis.....	2-2
Other Supplementary Information	
Pooled Investment NAV vs Accumulated Net Investments Graph.....	3-1
Cash Analysis Report.....	4-1
Cash Transfer to/from Consolidated Fund Graph.....	5-1
Revenue Report.....	6-1
Cash Analysis Summary Graph.....	7-1
Expense Report.....	8-1
Pension Benefits and Expenses Graph.....	9-1
Member Contribution Report.....	10-1
Payroll Batch Report.....	11-1
Quarterly Deduction Report.....	12-1
Quarterly Transfer Report.....	13-1
Quarterly Disbursement Report.....	14-1



---

## Accountants' Compilation Report

---



February 03, 2025

Buffalo Grove Firefighters' Pension Fund  
1051 Highland Grove Drive  
Buffalo Grove, IL 60089

To Members of the Pension Board:

Management is responsible for the accompanying interim financial statements of the Buffalo Grove Firefighters' Pension Fund which comprise the statement of net position - modified cash basis as of December 31, 2024 and the related statement of changes in net position - modified cash basis for the twelve months then ended in accordance with the modified cash basis of accounting and for determining that the modified cash basis of accounting is an acceptable financial reporting framework. We have performed a compilation engagement in accordance with Statements on Standards for Accounting and Review Services promulgated by the Accounting and Review Services Committee of the American Institute of Certified Public Accountants. We did not audit or review the interim financial statements nor were we required to perform any procedures to verify the accuracy or completeness of the information provided by management. Accordingly, we do not express an opinion, a conclusion, nor provide any form of assurance on these interim financial statements.

The interim financial statements are prepared in accordance with the modified cash basis of accounting, which is a basis of accounting other than accounting principles generally accepted in the United States of America.

Management has elected to omit substantially all of the disclosures ordinarily included in interim financial statements prepared in accordance with the modified cash basis of accounting. If the omitted disclosures were included in the interim financial statements and other supplementary information, they might influence the user's conclusions about the Pension Fund's assets, liabilities, net position, additions and deductions. Accordingly, the interim financial statements and other supplementary information are not designed for those who are not informed about such matters.

Other Matter

The other supplementary information is presented for purposes of additional analysis and is not a required part of the basic financial statements. Such information is the responsibility of management. The other supplementary information was subject to our compilation engagement. We have not audited or reviewed the other supplementary information nor were we required to perform any procedures to verify the accuracy or completeness of the information provided by management. Accordingly, we do not express an opinion, a conclusion, nor provide any form of assurance on the other supplementary information.

Cordially,

*Lauterbach & Amen, LLP*

Lauterbach & Amen, LLP



---

## Financial Statements

---

**Buffalo Grove Firefighters' Pension Fund**  
**Statement of Net Position - Modified Cash Basis**  
**As of December 31, 2024**

**Assets**

Cash and Cash Equivalents	\$	9,976.99
Investments at Fair Market Value		
Money Market Mutual Funds		100,769.14
Pooled Investments*		87,360,730.88
Total Cash and Investments		87,471,477.01
Due from Municipality		6,615.15
<b>Total Assets</b>		<b>87,478,092.16</b>

**Liabilities**

Expenses Due/Unpaid		1,680.00
<b>Total Liabilities</b>		<b>1,680.00</b>

<b>Net Position Held in Trust for Pension Benefits</b>		<b>87,476,412.16</b>
--	--	----------------------

\*The above amounts includes private market investments that are reported at the last known fair market value. IFPIF will issue a 13th statement that is a final fiscal year end statement and will include the mark to market adjustment for private market investments. This final fiscal year end statement will be issued as soon as possible after they receive the final FMV's from the investment managers.

**Buffalo Grove Firefighters' Pension Fund**  
**Statement of Changes in Net Position - Modified Cash Basis**  
**For the Twelve Months Ended December 31, 2024**

**Additions**

Contributions - Municipal	\$ 2,348,007.40
Contributions - Members	624,013.82
Total Contributions	2,972,021.22
Investment Income	
Interest and Dividends Earned	1,681,455.21
Net Change in Fair Value*	7,108,187.09
Total Investment Income	8,789,642.30
Less Investment Expense	(110,639.01)
Net Investment Income	8,679,003.29
<b>Total Additions</b>	<b>11,651,024.51</b>

**Deductions**

Administration	88,483.44
Pension Benefits and Refunds	
Pension Benefits	4,995,829.67
Refunds	0.00
Total Deductions	<b>5,084,313.11</b>

**Change in Position** **6,566,711.40**

**Net Position Held in Trust for Pension Benefits**

Beginning of Year	80,909,700.76
<b>End of Period</b>	<b>87,476,412.16</b>

\*The above amounts includes private market investments that are reported at the last known fair market value. IFPIF will issue a 13th statement that is a final fiscal year end statement and will include the mark to market adjustment for private market investments. This final fiscal year end statement will be issued as soon as possible after they receive the final FMV's from the investment managers.



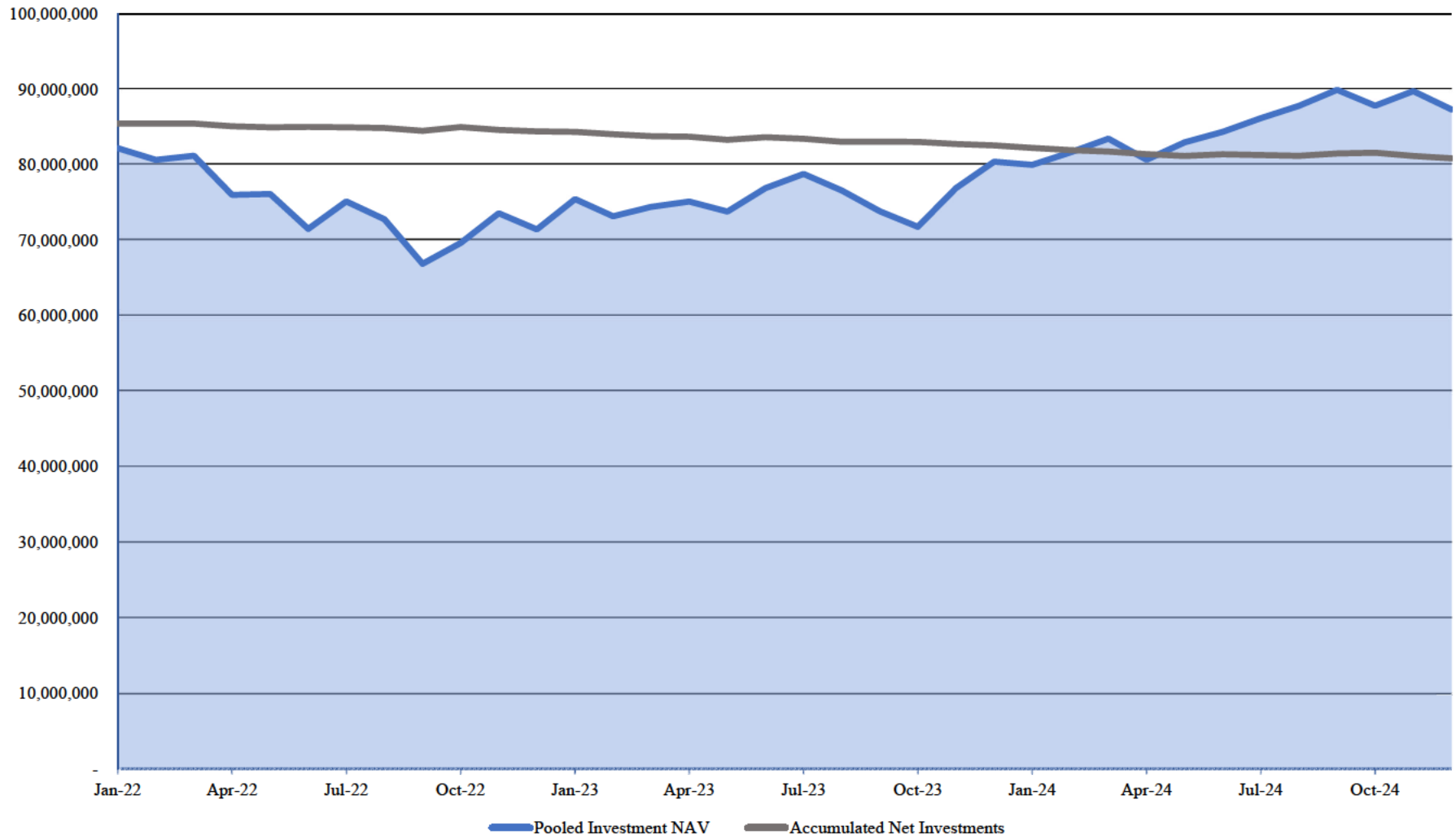
---

## Other Supplementary Information

---

# Buffalo Grove Firefighters' Pension Fund

## Pooled Investment NAV vs Accumulated Net Investments



# Buffalo Grove Firefighters' Pension Fund

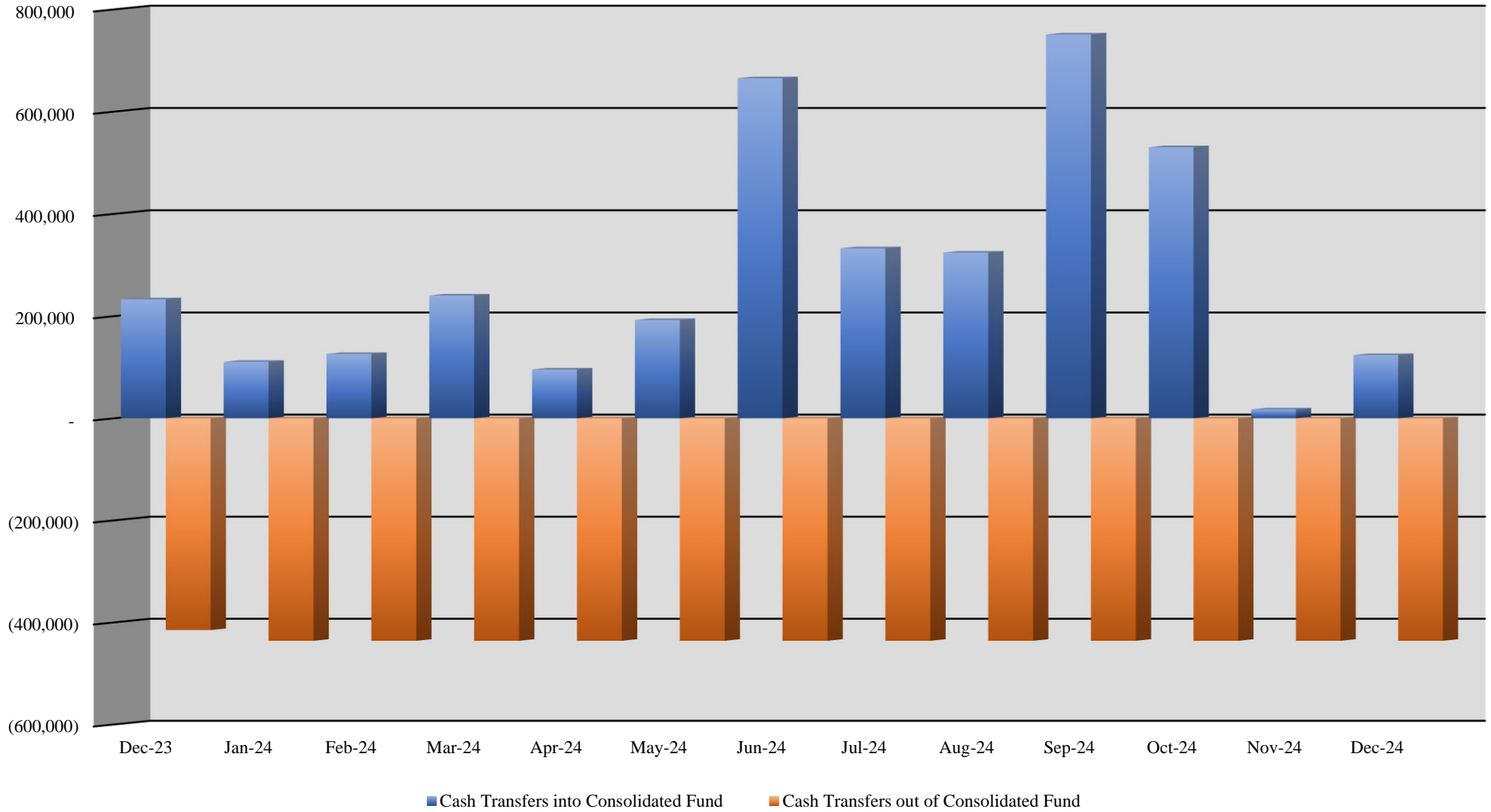
## Cash Analysis Report

### For the Twelve Periods Ending December 31, 2024

	01/31/24	02/29/24	03/31/24	04/30/24	05/31/24	06/30/24	07/31/24	08/31/24	09/30/24	10/31/24	11/30/24	12/31/24
<b><u>Financial Institutions</u></b>												
BMO Bank - CK	\$ 10,096	10,097	2,739	10,282	10,002	10,079	5,351	14,400	22,459	19,304	10,017	9,977
	<u>10,096</u>	<u>10,097</u>	<u>2,739</u>	<u>10,282</u>	<u>10,002</u>	<u>10,079</u>	<u>5,351</u>	<u>14,400</u>	<u>22,459</u>	<u>19,304</u>	<u>10,017</u>	<u>9,977</u>
Schwab - MM	436,905	469,358	507,851	461,932	438,319	649,597	539,587	506,444	494,070	100,000	152,483	100,769
	<u>436,905</u>	<u>469,358</u>	<u>507,851</u>	<u>461,932</u>	<u>438,319</u>	<u>649,597</u>	<u>539,587</u>	<u>506,444</u>	<u>494,070</u>	<u>100,000</u>	<u>152,483</u>	<u>100,769</u>
<b>Total</b>	<b><u>447,001</u></b>	<b><u>479,455</u></b>	<b><u>510,590</u></b>	<b><u>472,214</u></b>	<b><u>448,321</u></b>	<b><u>659,676</u></b>	<b><u>544,938</u></b>	<b><u>520,844</u></b>	<b><u>516,529</u></b>	<b><u>119,304</u></b>	<b><u>162,500</u></b>	<b><u>110,746</u></b>
<b><u>Contributions</u></b>												
Current Tax	877	64,180	210,955	-	99,670	805,934	154,069	216,410	690,548	87,474	4,229	13,660
Contributions - Current Year	47,481	71,354	47,694	47,819	49,000	49,438	49,301	72,770	47,334	47,230	47,229	47,158
Contributions - Prior Year	-	-	-	-	193	-	-	-	-	-	-	-
Interest Received from Members	-	-	-	-	13	-	-	-	-	-	-	-
	<u>48,358</u>	<u>135,534</u>	<u>258,649</u>	<u>47,819</u>	<u>148,876</u>	<u>855,372</u>	<u>203,370</u>	<u>289,180</u>	<u>737,882</u>	<u>134,704</u>	<u>51,458</u>	<u>60,818</u>
<b><u>Expenses</u></b>												
Pension Benefits	412,304	412,304	412,304	412,304	412,304	412,304	413,853	414,831	414,831	436,409	420,929	421,151
Administration	4,928	5,769	21,351	21,105	21,679	4,558	24,213	21,622	23,225	16,383	12,812	21,478
	<u>417,232</u>	<u>418,073</u>	<u>433,655</u>	<u>433,409</u>	<u>433,983</u>	<u>416,862</u>	<u>438,066</u>	<u>436,453</u>	<u>438,056</u>	<u>452,792</u>	<u>433,741</u>	<u>442,629</u>
<b>Total Contributions less Expenses</b>	<b><u>(368,874)</u></b>	<b><u>(282,539)</u></b>	<b><u>(175,006)</u></b>	<b><u>(385,590)</u></b>	<b><u>(285,107)</u></b>	<b><u>438,510</u></b>	<b><u>(234,696)</u></b>	<b><u>(147,273)</u></b>	<b><u>299,826</u></b>	<b><u>(318,088)</u></b>	<b><u>(382,283)</u></b>	<b><u>(381,811)</u></b>

# Buffalo Grove Firefighters' Pension Fund

## Cash Transfers to/from Consolidated Fund



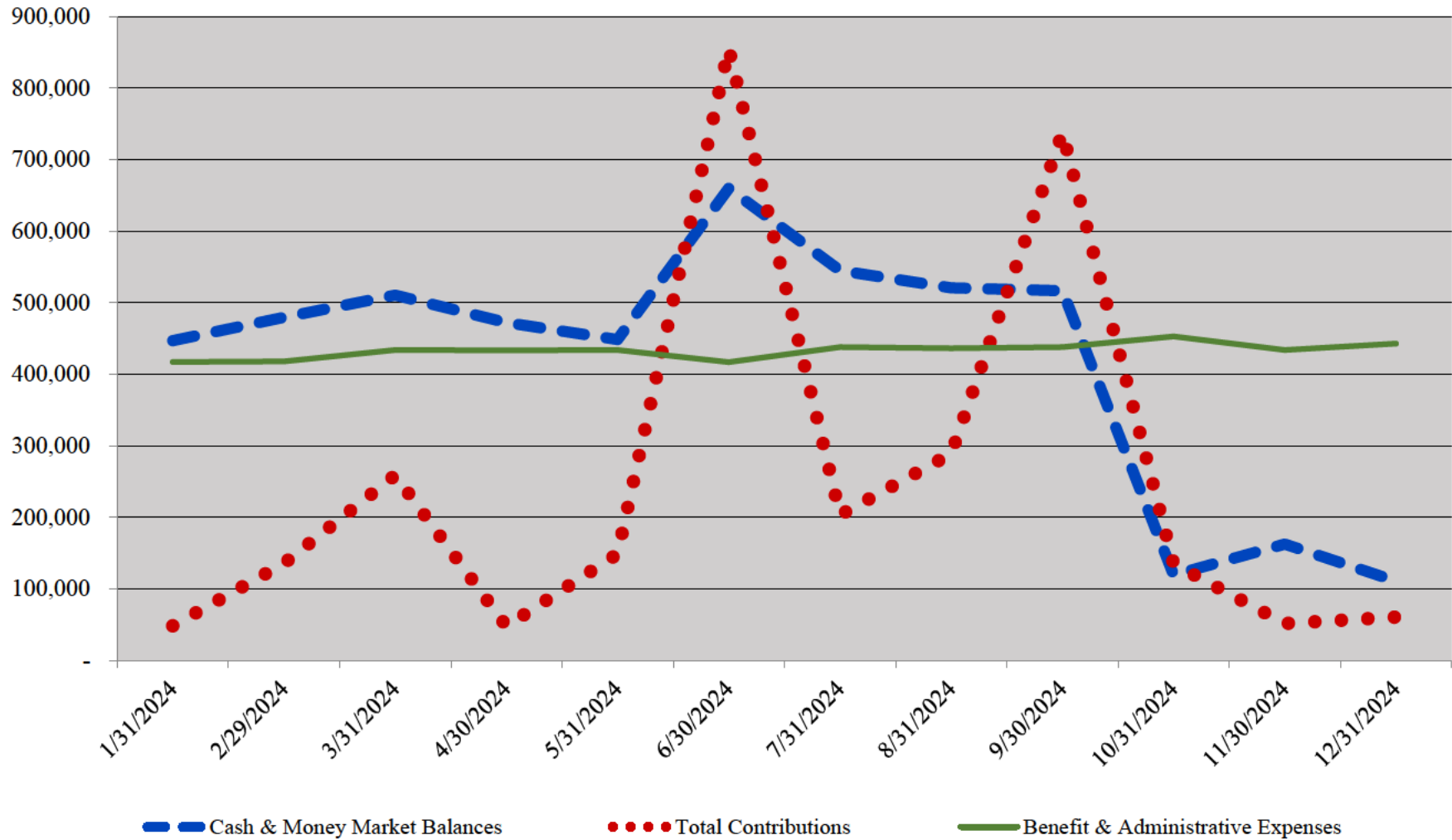
# Buffalo Grove Firefighters' Pension Fund

## Revenue Report as of December 31, 2024

	<u>Received this Month</u>	<u>Received this Year</u>
<b><u>Contributions</u></b>		
Contributions - Municipal		
41-210-00 - Current Tax	\$ 13,660.11	2,348,007.40
	13,660.11	2,348,007.40
Contributions - Members		
41-410-00 - Contributions - Current Year	47,158.16	623,807.95
41-420-00 - Contributions - Prior Year	0.00	193.28
41-440-00 - Interest Received from Members	0.00	12.59
	47,158.16	624,013.82
<b>Total Contributions</b>	<b>60,818.27</b>	<b>2,972,021.22</b>
 <b><u>Investment Income</u></b>		
Interest and Dividends		
43-102-09 - BMO Bank - Checking	0.00	566.30
43-103-03 - IMET - Money Market	0.00	0.16
43-252-04 - Schwab - Fixed Income	769.14	20,241.88
43-800-01 - IFPIF Consolidated Pool Dividend	55,951.57	517,385.06
43-800-02 - IFPIF Consolidated Pool Interest	102,099.83	1,139,651.91
43-800-03 - IFPIF Contribution Interest	8.80	1,219.15
43-800-04 - IFPIF Consolidated Pool Derivative Income	53.49	1,907.28
43-800-05 - IFPIF Consolidated Pool Private Equity/Real Estate Income	823.32	406.86
	159,706.15	1,681,378.60
Gains and Losses		
44-800-01 - IFPIF Consolidated Pool - Unrealized	(2,175,293.99)	6,586,322.98
44-800-02 - IFPIF Consolidated Pool - Realized	(74,208.17)	521,864.11
	(2,249,502.16)	7,108,187.09
Other Income		
49-000-01 - Other Income	50.00	100.00
49-000-03 - IFPIF Consolidated Pool Other Income	0.00	(23.39)
	50.00	76.61
<b>Total Investment Income</b>	<b>(2,089,746.01)</b>	<b>8,789,642.30</b>
 <b>Total Revenue</b>	 <b>(2,028,927.74)</b>	 <b>11,761,663.52</b>

# Buffalo Grove Firefighters' Pension Fund

## Cash Analysis Summary



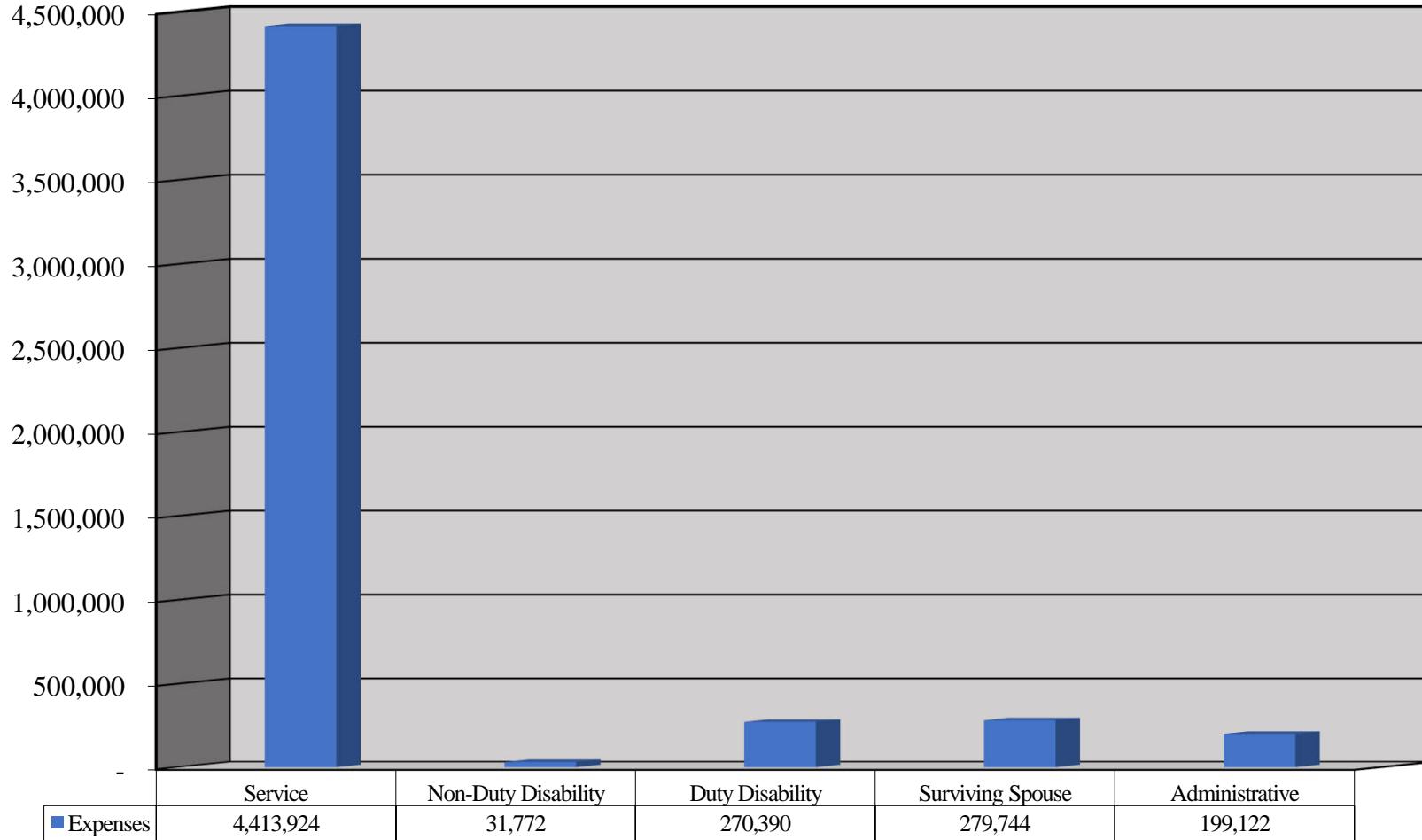
# Buffalo Grove Firefighters' Pension Fund

## Expense Report as of December 31, 2024

	<u>Expended this Month</u>	<u>Expended this Year</u>
<b><u>Pensions and Benefits</u></b>		
51-020-00 - Service Pensions	\$ 370,209.62	4,413,924.17
51-030-00 - Non-Duty Disability Pensions	5,097.09	31,771.86
51-040-00 - Duty Disability Pensions	22,532.47	270,389.64
51-060-00 - Surviving Spouse Pensions	23,312.00	279,744.00
<b>Total Pensions and Benefits</b>	<b>421,151.18</b>	<b>4,995,829.67</b>
<b><u>Administrative</u></b>		
Insurance		
52-150-01 - Fiduciary Insurance	0.00	8,195.00
	0.00	8,195.00
Professional Services		
52-170-01 - Actuarial Services	0.00	2,390.00
52-170-02 - Auditing Services	0.00	12,297.25
52-170-03 - Accounting & Bookkeeping Services	1,180.00	18,185.00
52-170-04 - Medical Services	0.00	3,900.00
52-170-05 - Legal Services	0.00	27,132.93
52-170-06 - PSA/Court Reporter	1,215.00	14,880.00
	2,395.00	78,785.18
Investment		
52-190-01 - Investment Manager/Advisor Fees	1,500.00	6,000.00
52-190-04 - Bank Fees	58.90	111.54
52-195-01 - Administrator Expenses (IFPIF)	0.00	23,685.33
52-195-02 - Other Fee & Expenses (IFPIF)	3,902.46	23,976.45
52-195-03 - Management Fee (IFPIF)	8,805.96	33,903.67
52-195-05 - Other Expenses (IFPIF)	395.97	4,379.89
52-195-06 - Swap Fees (IFPIF)	59.77	216.74
52-195-07 - Private Equity and Real Estate Fees (IFPIF)	4,074.52	18,365.39
	18,797.58	110,639.01
Other Expense		
52-290-25 - Conference/Seminar Fees	285.00	1,442.50
52-290-27 - Travel Expense	0.00	60.76
	285.00	1,503.26
<b>Total Administrative</b>	<b>21,477.58</b>	<b>199,122.45</b>
<b>Total Expenses</b>	<b>442,628.76</b>	<b>5,194,952.12</b>

# Buffalo Grove Firefighters' Pension Fund

## Pension Benefits and Expenses



**Buffalo Grove Firefighters' Pension Fund**  
**Member Contribution Report**  
**As of Month Ended December 31, 2024**

Name	Thru Prior Fiscal Year	Current Fiscal Year	Service Purchase	Refunds	Total Contributions
Baniqued, Dustin J.	\$ 29,944.18	9,316.12	0.00	0.00	39,260.30
Beck, Brian D.	262,895.03	15,731.40	0.00	0.00	278,626.43
Beckman, Robert L.	104,936.24	12,895.24	0.00	0.00	117,831.48
Budnik, Alec R.	36,127.78	9,828.48	0.00	0.00	45,956.26
Caballero, Alfredo A.	100,201.45	13,056.77	0.00	0.00	113,258.22
Carroll, James R.	95,027.78	11,401.08	0.00	0.00	106,428.86
Chrencik, Brian J.	23,520.75	8,773.25	0.00	0.00	32,294.00
Collins, Shawn J.	221,095.20	16,070.20	0.00	0.00	237,165.40
Dalton, Kyle M.	32,643.82	9,536.34	0.00	0.00	42,180.16
Dinsmore, Patrick S.	209,079.92	11,438.90	0.00	0.00	220,518.82
Ditthardt, Kyle S.	41,516.54	10,265.10	0.00	0.00	51,781.64
Doll, Franklin C.	138,545.75	11,419.99	0.00	0.00	149,965.74
Dorsey, Steven M.	214,266.41	7,903.38	0.00	0.00	222,169.79
Downey, Daniel J.	54,472.39	11,551.49	0.00	0.00	66,023.88
Eaton, Austin R.	19,054.74	8,405.57	0.00	0.00	27,460.31
Gatto, Kevin	221,060.73	11,438.90	0.00	0.00	232,499.63
Gemmel, John M.	7,456.92	7,524.76	0.00	0.00	14,981.68
Gleeson, Michael T.	13,571.52	7,980.98	0.00	0.00	21,552.50
Herrmann, Robert W.	155,078.15	15,105.49	0.00	0.00	170,183.64
Himmelspach, Joshua R.	101,205.38	11,401.08	0.00	0.00	112,606.46
Hopp, Landon S.	1,570.68	7,796.66	205.87	0.00	9,573.21
Huh, Jay	76,013.56	11,401.08	0.00	0.00	87,414.64
Kane, Lawrence J.	23,123.51	17,518.78	0.00	0.00	40,642.29
Kaplan, Timothy M.	13,574.84	7,980.98	0.00	0.00	21,555.82
Kieras, Kamil K.	0.00	3,659.45	0.00	0.00	3,659.45
Kiotis, Alexandra N.	0.00	6,434.68	0.00	0.00	6,434.68
Kolder, Charles A.	142,230.29	11,419.99	0.00	0.00	153,650.28
Kruse, Cody R.	49,907.26	10,944.96	0.00	0.00	60,852.22
Kujawowicz, Piotr A.	36,124.85	9,828.48	0.00	0.00	45,953.33
Manka, Michael J.	46,538.16	10,676.85	0.00	0.00	57,215.01
McCarthy, Ryan K.	101,215.84	11,401.08	0.00	0.00	112,616.92
McCormick, Chad W.	100,511.14	12,845.54	0.00	0.00	113,356.68
Morris, Jeffery W.	239,460.24	13,276.23	0.00	0.00	252,736.47
Navarro, William A.	161,734.18	14,845.78	0.00	0.00	176,579.96
Otto, Nicholas E.	169,610.40	13,276.23	0.00	0.00	182,886.63
Pasquarella, Daniel L.	137,863.05	13,544.64	0.00	0.00	151,407.69
Petersen, Tyler M.	64,310.85	11,382.17	0.00	0.00	75,693.02
Potesta, Brian N.	103,742.44	11,401.08	0.00	0.00	115,143.52

**Buffalo Grove Firefighters' Pension Fund**  
**Member Contribution Report**  
**As of Month Ended December 31, 2024**

Name	Thru Prior Fiscal Year	Current Fiscal Year	Service Purchase	Refunds	Total Contributions
Quill, Dennis W.	193,992.29	11,438.90	0.00	0.00	205,431.19
Renshaw, Scott A.	73,309.51	11,382.17	0.00	0.00	84,691.68
Rusin, Steven M.	236,700.76	13,276.23	0.00	0.00	249,976.99
Russell, Andrew L.	190,718.18	14,957.73	0.00	0.00	205,675.91
Schroeder, Adam T.	26,638.87	9,013.77	0.00	0.00	35,652.64
Schroeder, Philip Q.	43,832.04	10,456.23	0.00	0.00	54,288.27
Senese, Jacob M.	26,647.20	9,013.77	0.00	0.00	35,660.97
Shin, Anthony J.	19,706.83	8,470.88	0.00	0.00	28,177.71
Solecki, Joseph R.	73,301.76	11,382.17	0.00	0.00	84,683.93
Steadman, Gary L.	49,898.89	10,944.96	0.00	0.00	60,843.85
Sutherland, Eric S.	45,126.48	10,563.59	0.00	0.00	55,690.07
Vena, James D.	165,700.28	13,257.32	0.00	0.00	178,957.60
Wehrheim, Nicklaus J.	95,002.15	11,401.08	0.00	0.00	106,403.23
Whisler, Kenneth G.	22,781.53	8,700.68	0.00	0.00	31,482.21
Wojcik, Andrew C.	43,835.74	10,456.23	0.00	0.00	54,291.97
Wood, Scott A.	101,271.24	11,401.08	0.00	0.00	112,672.32
Zabilka, David G.	36,406.72	9,853.51	0.00	0.00	46,260.23
	<b>4,994,102.44</b>	<b>606,649.48</b>	<b>205.87</b>	<b>0.00</b>	<b>5,600,957.79</b>

**Inactive/Terminated Members**

Baker, William M.	160,538.35	11,338.37	0.00	0.00	171,876.72
Simmons, William A. Jr.	141,531.26	5,820.10	0.00	0.00	147,351.36
<b>Totals</b>	<b>5,296,172.05</b>	<b>623,807.95</b>	<b>205.87</b>	<b>0.00</b>	<b>5,920,185.87</b>

**Service Purchases**

Name - Type of Purchase	41-420-00	41-440-00	41-450-00	Total
	Prior Year Contributions	Interest from Members	Other Member Revenue	
Hopp, Landon S. - Reciprocity - Principal	193.28	0.00	0.00	193.28
Hopp, Landon S. - Reciprocity - Interest	0.00	12.59	0.00	12.59
<b>Totals</b>	<b>193.28</b>	<b>12.59</b>	<b>0.00</b>	<b>205.87</b>

Batches 73577

Buffalo Grove Firefighters' Pension Fund

Multiple Batch Report

Check Date 12/31/2024

SSN	Family ID	Employee Name Alt Payee Name	ACH	Retro Check #	Net Amount	Member Gross	Health Insurance	Vision Insurance	Dental Insurance	QILDRO Deduct	Federal Tax
<u>Duty Disability</u>											
***-**-1742											
	100884	Domar, John	<input checked="" type="checkbox"/>	<input type="checkbox"/> 0	\$3,712.58	\$5,156.51	\$0.00	\$0.00	\$0.00	\$0.00	\$0.00
	100884	Payment to Metro Federal Credit Union, Domar -	<input checked="" type="checkbox"/>	<input type="checkbox"/> 0	\$1,443.93	\$0.00	\$0.00	\$0.00	\$0.00	\$0.00	\$0.00
		<b>***-**-1742 Subtotal:</b>			\$5,156.51	\$5,156.51	\$0.00	\$0.00	\$0.00	\$0.00	\$0.00
***-**-1781											
	100888	Gough, Thomas E.	<input checked="" type="checkbox"/>	<input type="checkbox"/> 0	\$5,571.56	\$6,446.56	\$0.00	\$0.00	\$0.00	\$0.00	\$0.00
	100888	Payment to Metro Federal Credit Union, Gough -	<input checked="" type="checkbox"/>	<input type="checkbox"/> 0	\$875.00	\$0.00	\$0.00	\$0.00	\$0.00	\$0.00	\$0.00
		<b>***-**-1781 Subtotal:</b>			\$6,446.56	\$6,446.56	\$0.00	\$0.00	\$0.00	\$0.00	\$0.00
***-**-2974											
	100890	Newkirk, Jeffrey E.	<input checked="" type="checkbox"/>	<input type="checkbox"/> 0	\$5,680.32	\$5,760.04	\$0.00	\$8.12	\$71.60	\$0.00	\$0.00
		<b>***-**-2974 Subtotal:</b>			\$5,680.32	\$5,760.04	\$0.00	\$8.12	\$71.60	\$0.00	\$0.00
***-**-9918											
	103754	Paleka, Kurk P.	<input checked="" type="checkbox"/>	<input type="checkbox"/> 0	\$5,089.64	\$5,169.36	\$0.00	\$8.12	\$71.60	\$0.00	\$0.00
		<b>***-**-9918 Subtotal:</b>			\$5,089.64	\$5,169.36	\$0.00	\$8.12	\$71.60	\$0.00	\$0.00
		<b>Duty Disability Subtotal:</b>			\$22,373.03	\$22,532.47	\$0.00	\$16.24	\$143.20	\$0.00	\$0.00

See Accountants' Compilation Report

Batches 73577

Buffalo Grove Firefighters' Pension Fund

Multiple Batch Report

Check Date 12/31/2024

SSN	Family ID	Employee Name Alt Payee Name	ACH	Retro Check #	Net Amount	Member Gross	Health Insurance	Vision Insurance	Dental Insurance	QILDRO Deduct	Federal Tax
<u>Non-Duty Disability</u>											
***-**-2508	127521	Simmons Jr, William A.	<input checked="" type="checkbox"/>	<input type="checkbox"/> 0	\$4,816.11	\$5,097.09	\$0.00	\$0.00	\$0.00	\$0.00	\$280.98
<b>***-**-2508 Subtotal:</b>					\$4,816.11	\$5,097.09	\$0.00	\$0.00	\$0.00	\$0.00	\$280.98
<b>Non-Duty Disability Subtotal:</b>					\$4,816.11	\$5,097.09	\$0.00	\$0.00	\$0.00	\$0.00	\$280.98
<u>QILDRO</u>											
***-**-7714	Q126423	Eitermann, Jaclynn	<input checked="" type="checkbox"/>	<input type="checkbox"/> 0	\$1,463.00	\$1,530.19	\$0.00	\$0.00	\$0.00	\$0.00	\$67.19
<b>***-**-7714 Subtotal:</b>					\$1,463.00	\$1,530.19	\$0.00	\$0.00	\$0.00	\$0.00	\$67.19
***-**-6526	Q126771	Pound, Michelle C.	<input type="checkbox"/>	<input type="checkbox"/> 263	\$2,346.04	\$2,516.94	\$0.00	\$0.00	\$0.00	\$0.00	\$170.90
<b>***-**-6526 Subtotal:</b>					\$2,346.04	\$2,516.94	\$0.00	\$0.00	\$0.00	\$0.00	\$170.90
***-**-3018	Q120815	Romagnano, Carla M.	<input checked="" type="checkbox"/>	<input type="checkbox"/> 0	\$2,833.32	\$3,296.10	\$0.00	\$0.00	\$0.00	\$0.00	\$462.78
<b>***-**-3018 Subtotal:</b>					\$2,833.32	\$3,296.10	\$0.00	\$0.00	\$0.00	\$0.00	\$462.78
<b>QILDRO Subtotal:</b>					\$6,642.36	\$7,343.23	\$0.00	\$0.00	\$0.00	\$0.00	\$700.87

Batches 73577

Buffalo Grove Firefighters' Pension Fund

Multiple Batch Report

Check Date 12/31/2024

SSN	Family ID	Employee Name Alt Payee Name	ACH	Retro Check #	Net Amount	Member Gross	Health Insurance	Vision Insurance	Dental Insurance	QILDRO Deduct	Federal Tax
<u>Service</u>											
***_**6294	120095	Alexander, Joseph S.	<input checked="" type="checkbox"/>	<input type="checkbox"/> 0	\$7,242.94	\$10,456.07	\$1,149.14	\$6.68	\$60.05	\$0.00	\$1,997.26
<b>***_**6294 Subtotal:</b>					\$7,242.94	\$10,456.07	\$1,149.14	\$6.68	\$60.05	\$0.00	\$1,997.26
***_**3062	115748	Anderson, Mark E.	<input checked="" type="checkbox"/>	<input type="checkbox"/> 0	\$7,574.37	\$8,372.62	\$0.00	\$0.00	\$0.00	\$0.00	\$798.25
<b>***_**3062 Subtotal:</b>					\$7,574.37	\$8,372.62	\$0.00	\$0.00	\$0.00	\$0.00	\$798.25
***_**7435	114107	Anderson, Russell L.	<input checked="" type="checkbox"/>	<input type="checkbox"/> 0	\$7,690.58	\$8,920.85	\$0.00	\$0.00	\$0.00	\$0.00	\$1,230.27
<b>***_**7435 Subtotal:</b>					\$7,690.58	\$8,920.85	\$0.00	\$0.00	\$0.00	\$0.00	\$1,230.27
***_**5322	100893	Andres, Lawrence E.	<input checked="" type="checkbox"/>	<input type="checkbox"/> 0	\$6,062.14	\$8,196.45	\$693.77	\$0.00	\$42.54	\$0.00	\$1,398.00
<b>***_**5322 Subtotal:</b>					\$6,062.14	\$8,196.45	\$693.77	\$0.00	\$42.54	\$0.00	\$1,398.00
***_**9898	126734	Baker, William M.	<input checked="" type="checkbox"/>	<input type="checkbox"/> 0	\$2,409.93	\$2,526.60	\$0.00	\$0.00	\$0.00	\$0.00	\$116.67
<b>***_**9898 Subtotal:</b>					\$2,409.93	\$2,526.60	\$0.00	\$0.00	\$0.00	\$0.00	\$116.67

See Accountants' Compilation Report

Batches 73577

Buffalo Grove Firefighters' Pension Fund

Multiple Batch Report

Check Date 12/31/2024

SSN	Family ID	Employee Name Alt Payee Name	ACH	Retro Check #	Net Amount	Member Gross	Health Insurance	Vision Insurance	Dental Insurance	QILDRO Deduct	Federal Tax
***-**-4246	115751	Barna, Brian S.	<input checked="" type="checkbox"/>	<input type="checkbox"/> 0	\$7,395.73	\$10,163.48	\$816.19	\$5.07	\$42.54	\$0.00	\$1,903.95
		<b>***-**-4246 Subtotal:</b>			\$7,395.73	\$10,163.48	\$816.19	\$5.07	\$42.54	\$0.00	\$1,903.95
***-**-2177	100879	Barry, Philip J.	<input checked="" type="checkbox"/>	<input type="checkbox"/> 0	\$3,360.07	\$3,565.64	\$0.00	\$0.00	\$0.00	\$0.00	\$205.57
		<b>***-**-2177 Subtotal:</b>			\$3,360.07	\$3,565.64	\$0.00	\$0.00	\$0.00	\$0.00	\$205.57
***-**-4154	100899	Belfield, Gary L.	<input checked="" type="checkbox"/>	<input type="checkbox"/> 0	\$8,320.95	\$10,187.26	\$0.00	\$0.00	\$0.00	\$0.00	\$1,387.41
	100899	Payment to Metro Federal Credit Union, Belfield -	<input checked="" type="checkbox"/>	<input type="checkbox"/> 0	\$478.90	\$0.00	\$0.00	\$0.00	\$0.00	\$0.00	\$0.00
		<b>***-**-4154 Subtotal:</b>			\$8,799.85	\$10,187.26	\$0.00	\$0.00	\$0.00	\$0.00	\$1,387.41
***-**-5879	111865	Bills, Wendill E.	<input checked="" type="checkbox"/>	<input type="checkbox"/> 0	\$6,590.39	\$8,659.26	\$816.19	\$5.07	\$42.54	\$0.00	\$1,205.07
		<b>***-**-5879 Subtotal:</b>			\$6,590.39	\$8,659.26	\$816.19	\$5.07	\$42.54	\$0.00	\$1,205.07
***-**-4160	114786	Bird, Glenn A.	<input checked="" type="checkbox"/>	<input type="checkbox"/> 0	\$6,396.45	\$7,146.97	\$0.00	\$0.00	\$0.00	\$0.00	\$750.52
		<b>***-**-4160 Subtotal:</b>			\$6,396.45	\$7,146.97	\$0.00	\$0.00	\$0.00	\$0.00	\$750.52

See Accountants' Compilation Report

Batches 73577

Buffalo Grove Firefighters' Pension Fund

Multiple Batch Report

Check Date 12/31/2024

SSN	Family ID	Employee Name Alt Payee Name	ACH	Retro Check #	Net Amount	Member Gross	Health Insurance	Vision Insurance	Dental Insurance	QILDRO Deduct	Federal Tax
***-**-4843	100878	Boyd, Michael J.	<input checked="" type="checkbox"/>	<input type="checkbox"/> 0	\$3,902.22	\$7,048.07	\$1,648.72	\$8.12	\$71.60	\$0.00	\$417.41
	100878	Payment to Metro Fed CU, Boyd -	<input checked="" type="checkbox"/>	<input type="checkbox"/> 0	\$1,000.00	\$0.00	\$0.00	\$0.00	\$0.00	\$0.00	\$0.00
		<b>***-**-4843 Subtotal:</b>			\$4,902.22	\$7,048.07	\$1,648.72	\$8.12	\$71.60	\$0.00	\$417.41
***-**-0449	100894	Brecht, William K.	<input checked="" type="checkbox"/>	<input type="checkbox"/> 0	\$6,252.72	\$7,452.72	\$0.00	\$0.00	\$0.00	\$0.00	\$1,200.00
		<b>***-**-0449 Subtotal:</b>			\$6,252.72	\$7,452.72	\$0.00	\$0.00	\$0.00	\$0.00	\$1,200.00
***-**-7513	100895	Brown, John M.	<input checked="" type="checkbox"/>	<input type="checkbox"/> 0	\$5,923.29	\$6,430.24	\$0.00	\$0.00	\$0.00	\$0.00	\$506.95
		<b>***-**-7513 Subtotal:</b>			\$5,923.29	\$6,430.24	\$0.00	\$0.00	\$0.00	\$0.00	\$506.95
***-**-9253	115749	Buttliere, Randall J.	<input checked="" type="checkbox"/>	<input type="checkbox"/> 0	\$3,988.03	\$7,730.27	\$0.00	\$0.00	\$0.00	\$3,296.10	\$446.14
		<b>***-**-9253 Subtotal:</b>			\$3,988.03	\$7,730.27	\$0.00	\$0.00	\$0.00	\$3,296.10	\$446.14
***-**-0684	100885	Cantwell, Alfred W.	<input checked="" type="checkbox"/>	<input type="checkbox"/> 0	\$6,948.50	\$8,196.45	\$0.00	\$0.00	\$0.00	\$0.00	\$1,247.95
		<b>***-**-0684 Subtotal:</b>			\$6,948.50	\$8,196.45	\$0.00	\$0.00	\$0.00	\$0.00	\$1,247.95

See Accountants' Compilation Report

Batches 73577

Buffalo Grove Firefighters' Pension Fund

Multiple Batch Report

Check Date 12/31/2024

SSN	Family ID	Employee Name Alt Payee Name	ACH	Retro Check #	Net Amount	Member Gross	Health Insurance	Vision Insurance	Dental Insurance	QILDRO Deduct	Federal Tax
***-**6811	100886	Ciecko, Peter J.	<input checked="" type="checkbox"/>	<input type="checkbox"/> 0	\$10,052.62	\$11,645.82	\$0.00	\$0.00	\$0.00	\$0.00	\$1,593.20
		<b>***-**6811 Subtotal:</b>			\$10,052.62	\$11,645.82	\$0.00	\$0.00	\$0.00	\$0.00	\$1,593.20
***-**4164	100881	Deau Jr, Robert J.	<input checked="" type="checkbox"/>	<input type="checkbox"/> 0	\$5,571.77	\$6,506.25	\$0.00	\$0.00	\$0.00	\$0.00	\$934.48
		<b>***-**4164 Subtotal:</b>			\$5,571.77	\$6,506.25	\$0.00	\$0.00	\$0.00	\$0.00	\$934.48
***-**0246	115609	Durkin, Wendy L.	<input checked="" type="checkbox"/>	<input type="checkbox"/> 0	\$8,626.85	\$10,662.54	\$0.00	\$0.00	\$0.00	\$0.00	\$2,035.69
		<b>***-**0246 Subtotal:</b>			\$8,626.85	\$10,662.54	\$0.00	\$0.00	\$0.00	\$0.00	\$2,035.69
***-**8547	100889	Geniesse Jr, Gerard R.	<input checked="" type="checkbox"/>	<input type="checkbox"/> 0	\$6,337.96	\$8,230.71	\$816.19	\$5.07	\$42.54	\$0.00	\$1,028.95
		<b>***-**8547 Subtotal:</b>			\$6,337.96	\$8,230.71	\$816.19	\$5.07	\$42.54	\$0.00	\$1,028.95
***-**5756	100891	Gilleran, John T.	<input checked="" type="checkbox"/>	<input type="checkbox"/> 0	\$4,822.48	\$6,779.52	\$0.00	\$0.00	\$0.00	\$0.00	\$957.04
	100891	Payment to Metro Federal Credit Union, Gilleran -	<input checked="" type="checkbox"/>	<input type="checkbox"/> 0	\$1,000.00	\$0.00	\$0.00	\$0.00	\$0.00	\$0.00	\$0.00
		<b>***-**5756 Subtotal:</b>			\$5,822.48	\$6,779.52	\$0.00	\$0.00	\$0.00	\$0.00	\$957.04

See Accountants' Compilation Report

Batches 73577

Buffalo Grove Firefighters' Pension Fund

Multiple Batch Report

Check Date 12/31/2024

SSN	Family ID	Employee Name Alt Payee Name	ACH	Retro Check #	Net Amount	Member Gross	Health Insurance	Vision Insurance	Dental Insurance	QILDRO Deduct	Federal Tax
***-**-8457											
	100880	Hanley, Mitchell D.	<input checked="" type="checkbox"/>	<input type="checkbox"/> 0	\$4,366.42	\$5,943.19	\$0.00	\$0.00	\$0.00	\$0.00	\$776.77
	100880	Payment to Metro Federal Credit Union, Hanley -	<input checked="" type="checkbox"/>	<input type="checkbox"/> 0	\$800.00	\$0.00	\$0.00	\$0.00	\$0.00	\$0.00	\$0.00
	<b>***-**-8457 Subtotal:</b>				\$5,166.42	\$5,943.19	\$0.00	\$0.00	\$0.00	\$0.00	\$776.77
***-**-1531											
	123545	Hauber, James P.	<input checked="" type="checkbox"/>	<input type="checkbox"/> 0	\$4,772.11	\$5,193.69	\$0.00	\$0.00	\$0.00	\$0.00	\$421.58
	<b>***-**-1531 Subtotal:</b>				\$4,772.11	\$5,193.69	\$0.00	\$0.00	\$0.00	\$0.00	\$421.58
***-**-2331											
	115793	Jason, John H.	<input checked="" type="checkbox"/>	<input type="checkbox"/> 0	\$3,222.74	\$7,214.90	\$0.00	\$0.00	\$0.00	\$0.00	\$769.42
	115793	Payment to Bank of America, Jason -	<input checked="" type="checkbox"/>	<input type="checkbox"/> 0	\$3,222.74	\$0.00	\$0.00	\$0.00	\$0.00	\$0.00	\$0.00
	<b>***-**-2331 Subtotal:</b>				\$6,445.48	\$7,214.90	\$0.00	\$0.00	\$0.00	\$0.00	\$769.42
***-**-3773											
	100897	Karol, Thad J.	<input checked="" type="checkbox"/>	<input type="checkbox"/> 0	\$5,458.13	\$6,680.35	\$346.89	\$2.54	\$21.27	\$0.00	\$851.52
	<b>***-**-3773 Subtotal:</b>				\$5,458.13	\$6,680.35	\$346.89	\$2.54	\$21.27	\$0.00	\$851.52
***-**-3495											
	111543	Kelly, David P.	<input checked="" type="checkbox"/>	<input type="checkbox"/>	\$5,099.79	\$6,700.29	\$693.77	\$0.00	\$42.54	\$0.00	\$864.19

See Accountants' Compilation Report

Batches 73577

Buffalo Grove Firefighters' Pension Fund

Multiple Batch Report

Check Date 12/31/2024

SSN	Family ID	Employee Name Alt Payee Name	ACH	Retro Check #	Net Amount	Member Gross	Health Insurance	Vision Insurance	Dental Insurance	QILDRO Deduct	Federal Tax
				0							
				<b>***-**3495 Subtotal:</b>	\$5,099.79	\$6,700.29	\$693.77	\$0.00	\$42.54	\$0.00	\$864.19
***-**7092				0							
	113224	Lezon, Deborah A.	<input checked="" type="checkbox"/>	<input type="checkbox"/>	\$4,864.27	\$6,661.62	\$816.19	\$5.07	\$42.54	\$0.00	\$933.55
				0							
				<b>***-**7092 Subtotal:</b>	\$4,864.27	\$6,661.62	\$816.19	\$5.07	\$42.54	\$0.00	\$933.55
***-**2619				0							
	117795	Lezon, Lawrence M.	<input checked="" type="checkbox"/>	<input type="checkbox"/>	\$7,539.90	\$8,703.07	\$0.00	\$0.00	\$0.00	\$0.00	\$1,163.17
				0							
				<b>***-**2619 Subtotal:</b>	\$7,539.90	\$8,703.07	\$0.00	\$0.00	\$0.00	\$0.00	\$1,163.17
***-**9246				0							
	100876	Lillig, George J.	<input checked="" type="checkbox"/>	<input type="checkbox"/>	\$5,017.48	\$5,461.21	\$0.00	\$0.00	\$0.00	\$0.00	\$443.73
				0							
				<b>***-**9246 Subtotal:</b>	\$5,017.48	\$5,461.21	\$0.00	\$0.00	\$0.00	\$0.00	\$443.73
***-**3408				0							
	113296	Mahan, David S.	<input checked="" type="checkbox"/>	<input type="checkbox"/>	\$6,082.14	\$8,268.24	\$0.00	\$0.00	\$0.00	\$0.00	\$1,286.10
				0							
	113296	Payment to Capital One, Mahan -	<input checked="" type="checkbox"/>	<input type="checkbox"/>	\$900.00	\$0.00	\$0.00	\$0.00	\$0.00	\$0.00	\$0.00
				0							
				<b>***-**3408 Subtotal:</b>	\$6,982.14	\$8,268.24	\$0.00	\$0.00	\$0.00	\$0.00	\$1,286.10
***-**8824				0							
	110943	Mussario, Mark J.	<input checked="" type="checkbox"/>	<input type="checkbox"/>	\$4,556.22	\$5,171.05	\$0.00	\$0.00	\$0.00	\$0.00	\$614.83

See Accountants' Compilation Report

Batches 73577

Buffalo Grove Firefighters' Pension Fund

Multiple Batch Report

Check Date 12/31/2024

SSN	Family ID	Employee Name Alt Payee Name	ACH	Retro Check #	Net Amount	Member Gross	Health Insurance	Vision Insurance	Dental Insurance	QILDRO Deduct	Federal Tax
				0							
				<b>***_**8824 Subtotal:</b>	\$4,556.22	\$5,171.05	\$0.00	\$0.00	\$0.00	\$0.00	\$614.83
***_**8861	123484	Oeltgen, Mark E.	<input checked="" type="checkbox"/>	<input type="checkbox"/>	\$1,700.19	\$1,800.19	\$0.00	\$0.00	\$0.00	\$0.00	\$100.00
				0							
				<b>***_**8861 Subtotal:</b>	\$1,700.19	\$1,800.19	\$0.00	\$0.00	\$0.00	\$0.00	\$100.00
***_**6346	112338	Olsen, Scott J.	<input checked="" type="checkbox"/>	<input type="checkbox"/>	\$7,969.74	\$8,890.80	\$0.00	\$0.00	\$0.00	\$0.00	\$921.06
				0							
				<b>***_**6346 Subtotal:</b>	\$7,969.74	\$8,890.80	\$0.00	\$0.00	\$0.00	\$0.00	\$921.06
***_**6185	100900	Pearson, Daniel K.	<input checked="" type="checkbox"/>	<input type="checkbox"/>	\$7,826.63	\$11,358.13	\$0.00	\$0.00	\$0.00	\$1,530.19	\$1,646.26
				0							
	100900	Payment to Metro Federal Credit Union, Pearson -	<input checked="" type="checkbox"/>	<input type="checkbox"/>	\$25.00	\$0.00	\$0.00	\$0.00	\$0.00	\$0.00	\$0.00
				0							
	100900	Payment to Metro Federal Credit Union, Pearson -	<input checked="" type="checkbox"/>	<input type="checkbox"/>	\$330.05	\$0.00	\$0.00	\$0.00	\$0.00	\$0.00	\$0.00
				0							
				<b>***_**6185 Subtotal:</b>	\$8,181.68	\$11,358.13	\$0.00	\$0.00	\$0.00	\$1,530.19	\$1,646.26
***_**6758	110203	Peebles, John W.	<input checked="" type="checkbox"/>	<input type="checkbox"/>	\$5,816.73	\$6,770.48	\$0.00	\$0.00	\$0.00	\$0.00	\$953.75
				0							
				<b>***_**6758 Subtotal:</b>	\$5,816.73	\$6,770.48	\$0.00	\$0.00	\$0.00	\$0.00	\$953.75

See Accountants' Compilation Report

Batches 73577

Buffalo Grove Firefighters' Pension Fund

Multiple Batch Report

Check Date 12/31/2024

SSN	Family ID	Employee Name Alt Payee Name	ACH	Retro Check #	Net Amount	Member Gross	Health Insurance	Vision Insurance	Dental Insurance	QILDRO Deduct	Federal Tax
***-**-3191	125697	Pound, Clark J.	<input checked="" type="checkbox"/>	<input type="checkbox"/> 0	\$3,101.76	\$7,619.55	\$824.36	\$4.06	\$35.80	\$2,516.94	\$1,136.63
		<b>***-**-3191 Subtotal:</b>			\$3,101.76	\$7,619.55	\$824.36	\$4.06	\$35.80	\$2,516.94	\$1,136.63
***-**-3821	100882	Sashko, Timothy E.	<input checked="" type="checkbox"/>	<input type="checkbox"/> 0	\$10,365.26	\$11,335.05	\$0.00	\$0.00	\$0.00	\$0.00	\$969.79
		<b>***-**-3821 Subtotal:</b>			\$10,365.26	\$11,335.05	\$0.00	\$0.00	\$0.00	\$0.00	\$969.79
***-**-2247	118843	Schiradelly, Richard K.	<input checked="" type="checkbox"/>	<input type="checkbox"/> 0	\$6,262.89	\$7,349.79	\$0.00	\$0.00	\$0.00	\$0.00	\$1,086.90
		<b>***-**-2247 Subtotal:</b>			\$6,262.89	\$7,349.79	\$0.00	\$0.00	\$0.00	\$0.00	\$1,086.90
***-**-8150	100883	Schwarz, Scott R.	<input checked="" type="checkbox"/>	<input type="checkbox"/> 0	\$5,274.29	\$5,895.27	\$0.00	\$0.00	\$0.00	\$0.00	\$620.98
		<b>***-**-8150 Subtotal:</b>			\$5,274.29	\$5,895.27	\$0.00	\$0.00	\$0.00	\$0.00	\$620.98
***-**-8900	100892	Shurba Jr, Anthony J.	<input checked="" type="checkbox"/>	<input type="checkbox"/> 0	\$6,198.14	\$6,706.06	\$0.00	\$0.00	\$0.00	\$0.00	\$507.92
		<b>***-**-8900 Subtotal:</b>			\$6,198.14	\$6,706.06	\$0.00	\$0.00	\$0.00	\$0.00	\$507.92
***-**-4498	100902	Skalla, Donald W.	<input checked="" type="checkbox"/>	<input type="checkbox"/> 0	\$4,699.65	\$6,198.56	\$693.77	\$0.00	\$42.54	\$0.00	\$762.60

See Accountants' Compilation Report

Batches 73577

Buffalo Grove Firefighters' Pension Fund

Multiple Batch Report

Check Date 12/31/2024

SSN	Family ID	Employee Name Alt Payee Name	ACH	Retro Check #	Net Amount	Member Gross	Health Insurance	Vision Insurance	Dental Insurance	QILDRO Deduct	Federal Tax
				0							
				<b>***-**4498 Subtotal:</b>	\$4,699.65	\$6,198.56	\$693.77	\$0.00	\$42.54	\$0.00	\$762.60
***-**2763											
	100901	Swieca, Larry K.	<input checked="" type="checkbox"/>	<input type="checkbox"/>	\$7,959.32	\$10,187.26	\$0.00	\$0.00	\$71.60	\$0.00	\$778.50
				0							
	100901	Payment to Metro Federal Credit Union, Swieca -	<input checked="" type="checkbox"/>	<input type="checkbox"/>	\$1,377.84	\$0.00	\$0.00	\$0.00	\$0.00	\$0.00	\$0.00
				0							
				<b>***-**2763 Subtotal:</b>	\$9,337.16	\$10,187.26	\$0.00	\$0.00	\$71.60	\$0.00	\$778.50
***-**5299											
	117479	Tallas, Karl S.	<input checked="" type="checkbox"/>	<input type="checkbox"/>	\$4,506.22	\$5,107.65	\$0.00	\$0.00	\$0.00	\$0.00	\$601.43
				0							
				<b>***-**5299 Subtotal:</b>	\$4,506.22	\$5,107.65	\$0.00	\$0.00	\$0.00	\$0.00	\$601.43
***-**7738											
	100896	Tierney, Paul N.	<input checked="" type="checkbox"/>	<input type="checkbox"/>	\$7,876.32	\$9,807.47	\$0.00	\$0.00	\$0.00	\$0.00	\$1,931.15
				0							
				<b>***-**7738 Subtotal:</b>	\$7,876.32	\$9,807.47	\$0.00	\$0.00	\$0.00	\$0.00	\$1,931.15
***-**8360											
	123210	Two Bulls Jr, Ronald S.	<input checked="" type="checkbox"/>	<input type="checkbox"/>	\$7,246.26	\$8,459.55	\$0.00	\$0.00	\$0.00	\$0.00	\$1,213.29
				0							
				<b>***-**8360 Subtotal:</b>	\$7,246.26	\$8,459.55	\$0.00	\$0.00	\$0.00	\$0.00	\$1,213.29
***-**6077											
	122052	Wagner, William J.	<input checked="" type="checkbox"/>	<input type="checkbox"/>	\$9,828.97	\$11,044.64	\$0.00	\$0.00	\$0.00	\$0.00	\$1,215.67

See Accountants' Compilation Report

Batches 73577

Buffalo Grove Firefighters' Pension Fund

Multiple Batch Report

Check Date 12/31/2024

SSN	Family ID	Employee Name Alt Payee Name	ACH	Retro Check #	Net Amount	Member Gross	Health Insurance	Vision Insurance	Dental Insurance	QILDRO Deduct	Federal Tax
				0							
				<b>***-**6077 Subtotal:</b>	\$9,828.97	\$11,044.64	\$0.00	\$0.00	\$0.00	\$0.00	\$1,215.67
***-**0292											
	100877	Wieser Jr, Joseph G.	<input checked="" type="checkbox"/>	<input type="checkbox"/>	\$6,847.73	\$10,039.40	\$1,509.97	\$0.00	\$0.00	\$0.00	\$1,681.70
				0							
				<b>***-**0292 Subtotal:</b>	\$6,847.73	\$10,039.40	\$1,509.97	\$0.00	\$0.00	\$0.00	\$1,681.70
***-**0224											
	100887	Wisniewski, Thomas E.	<input checked="" type="checkbox"/>	<input type="checkbox"/>	\$6,546.76	\$8,197.98	\$693.77	\$5.07	\$42.54	\$0.00	\$909.84
				0							
				<b>***-**0224 Subtotal:</b>	\$6,546.76	\$8,197.98	\$693.77	\$5.07	\$42.54	\$0.00	\$909.84
***-**2916											
	111555	Zarnecki, Kenneth P.	<input checked="" type="checkbox"/>	<input type="checkbox"/>	\$5,762.97	\$8,566.39	\$648.72	\$8.12	\$71.60	\$0.00	\$1,274.98
				0							
	111555	Payment to Metro Federal Credit Union, Zarnecki -	<input checked="" type="checkbox"/>	<input type="checkbox"/>	\$800.00	\$0.00	\$0.00	\$0.00	\$0.00	\$0.00	\$0.00
				0							
				<b>***-**2916 Subtotal:</b>	\$6,562.97	\$8,566.39	\$648.72	\$8.12	\$71.60	\$0.00	\$1,274.98
				<b>Service Subtotal:</b>	\$302,173.55	\$370,209.62	\$12,167.64	\$54.87	\$672.24	\$7,343.23	\$47,798.09
<u>Surviving Spouse</u>											
***-**5233											
	101573	Calibraro, Mrs. Deborah A.	<input checked="" type="checkbox"/>	<input type="checkbox"/>	\$2,474.83	\$2,761.61	\$0.00	\$0.00	\$42.54	\$0.00	\$244.24
				0							
				<b>***-**5233 Subtotal:</b>	\$2,474.83	\$2,761.61	\$0.00	\$0.00	\$42.54	\$0.00	\$244.24

See Accountants' Compilation Report

Batches 73577

Buffalo Grove Firefighters' Pension Fund

Multiple Batch Report

Check Date 12/31/2024

SSN	Family ID	Employee Name Alt Payee Name	ACH	Retro Check #	Net Amount	Member Gross	Health Insurance	Vision Insurance	Dental Insurance	QILDRO Deduct	Federal Tax
***-**-7312	113260	Hauber, Kimberly J.	<input checked="" type="checkbox"/>	<input type="checkbox"/> 0	\$8,328.99	\$8,462.44	\$0.00	\$13.36	\$120.09	\$0.00	\$0.00
		<b>***-**-7312 Subtotal:</b>			\$8,328.99	\$8,462.44	\$0.00	\$13.36	\$120.09	\$0.00	\$0.00
***-**-5766	100898	Postma, Julie A.	<input checked="" type="checkbox"/>	<input type="checkbox"/> 0	\$7,703.52	\$9,186.87	\$0.00	\$0.00	\$0.00	\$0.00	\$1,483.35
		<b>***-**-5766 Subtotal:</b>			\$7,703.52	\$9,186.87	\$0.00	\$0.00	\$0.00	\$0.00	\$1,483.35
***-**-6747	101574	Smith, Rebecca	<input checked="" type="checkbox"/>	<input type="checkbox"/> 0	\$2,466.24	\$2,901.08	\$0.00	\$0.00	\$0.00	\$0.00	\$434.84
		<b>***-**-6747 Subtotal:</b>			\$2,466.24	\$2,901.08	\$0.00	\$0.00	\$0.00	\$0.00	\$434.84
		<b>Surviving Spouse Subtotal:</b>			\$20,973.58	\$23,312.00	\$0.00	\$13.36	\$162.63	\$0.00	\$2,162.43

Batches 73577

Buffalo Grove Firefighters' Pension Fund

Multiple Batch Report

Check Date 12/31/2024

SSN	Family ID	Employee Name Alt Payee Name	ACH	Retro Check #	Net Amount	Member Gross	Health Insurance	Vision Insurance	Dental Insurance	QILDRO Deduct	Federal Tax
-----	-----------	---------------------------------	-----	------------------	------------	-----------------	---------------------	---------------------	---------------------	------------------	-------------

Totals

ACH Flag	Payments	Net Payment Total	Gross	Health Insurance	Vision Insurance	Dental Insurance	QILDRO Deduct	Federal Tax
Yes	71	\$354,632.59	\$425,977.47	\$12,167.64	\$84.47	\$978.07	\$7,343.23	\$50,771.47
No	1	\$2,346.04	\$2,516.94	\$0.00	\$0.00	\$0.00	\$0.00	\$170.90
Grand Total	72	\$356,978.63	\$428,494.41	\$12,167.64	\$84.47	\$978.07	\$7,343.23	\$50,942.37

# Buffalo Grove Firefighters' Pension Fund

## Quarterly Deduction Report

All Bank Accounts  
October 1, 2024 - December 31, 2024

Date	Check Number	Vendor Name	Invoice Amount	Check Amount
10/31/24	30604	<b>Village of Buffalo Grove - Insurance</b> 20-220-00 Medical Insurance - 10/24	11,264.50	
			<b>ACH Amount (Direct Deposit)</b>	<u>11,264.50</u>
10/31/24	30605	<b>Internal Revenue Service</b> 20-230-00 Internal Revenue Service	51,785.31	
			<b>ACH Amount (Direct Deposit)</b>	<u>51,785.31</u>
11/29/24	30611	<b>Village of Buffalo Grove - Insurance</b> 20-220-00 Medical Insurance - 11/24	11,264.50	
			<b>ACH Amount (Direct Deposit)</b>	<u>11,264.50</u>
11/29/24	30612	<b>Internal Revenue Service</b> 20-230-00 Internal Revenue Service	50,942.37	
			<b>ACH Amount (Direct Deposit)</b>	<u>50,942.37</u>
12/31/24	30615	<b>Village of Buffalo Grove - Insurance</b> 20-220-00 Medical Insurance - 12/24 20-220-00 AFLAC 20-220-00 Dental Insurance	12,167.64 84.47 978.07	
			<b>ACH Amount (Direct Deposit)</b>	<u>13,230.18</u>
12/31/24	30616	<b>Internal Revenue Service</b> 20-230-00 Internal Revenue Service	50,942.37	
			<b>ACH Amount (Direct Deposit)</b>	<u>50,942.37</u>
			<b>Total Payments</b>	<u><u>189,429.23</u></u>

# Buffalo Grove Firefighters' Pension Fund

## Quarterly Transfer Report

All Bank Accounts  
October 1, 2024 - December 31, 2024

Date	Check Number	Vendor Name	Invoice Amount	Check Amount
10/21/24	30606	<b>The Northern Trust Company</b> 13-800-01 Buffalo Grove Firefighters Pension Fund	133,092.36	
		<b>ACH Amount (Direct Deposit)</b>		<u>133,092.36</u>
10/31/24	30607	<b>The Northern Trust Company</b> 13-800-01 Buffalo Grove Firefighters Pension Fund	397,389.73	
		<b>ACH Amount (Direct Deposit)</b>		<u>397,389.73</u>
11/27/24	30613	<b>The Northern Trust Company</b> 13-800-01 Buffalo Grove Firefighters Pension Fund	17,400.00	
		<b>ACH Amount (Direct Deposit)</b>		<u>17,400.00</u>
12/26/24	30618	<b>The Northern Trust Company</b> 13-800-01 Buffalo Grove Firefighters Pension Fund	111,800.99	
		<b>ACH Amount (Direct Deposit)</b>		<u>111,800.99</u>
12/26/24	30619	<b>The Northern Trust Company</b> 13-800-01 Buffalo Grove Firefighters Pension Fund	12,200.00	
		<b>ACH Amount (Direct Deposit)</b>		<u>12,200.00</u>
			<b>Total Payments</b>	<u><u>671,883.08</u></u>

# Buffalo Grove Firefighters' Pension Fund

## Quarterly Disbursement Report

All Bank Accounts  
October 1, 2024 - December 31, 2024

Date	Check Number	Vendor Name	Invoice Amount	Check Amount
10/07/24	30602	<b>Lauterbach &amp; Amen, LLP</b> 52-170-03 #95861 09/24 Accounting & Benefits 52-170-06 #95861 09/24 PSA	1,180.00 1,215.00	<b>ACH Amount (Direct Deposit)</b> <u>2,395.00</u>
10/16/24	30603	<b>Christine M Vitosh</b> 52-170-06 #CMV2230 Hearing	335.00	<b>Check Amount</b> <u>335.00</u>
10/22/24	50194	<b>BMO Bank</b> 52-190-04 Bank Fee	16.22	<b>Check Amount</b> <u>16.22</u>
10/31/24	50195	<b>IFPIF</b> 52-195-02 Other Fee & Expenses 52-195-05 Other Expenses 52-195-06 Swap Fees 52-195-07 Private Equity and Real Estate Fees	2,572.34 160.36 8.24 10,895.36	<b>Check Amount</b> <u>13,636.30</u>
11/12/24	30608	<b>Lauterbach &amp; Amen, LLP</b> 52-170-03 #96905 FYE23 MCR	590.00	<b>ACH Amount (Direct Deposit)</b> <u>590.00</u>
11/14/24	30609	<b>Ottosen DiNolfo, LTD</b> 52-170-05 #10182 General 52-170-05 #10183 Simmons Disability Matter	2,172.50 1,800.00	<b>ACH Amount (Direct Deposit)</b> <u>3,972.50</u>
11/18/24	30610	<b>Lauterbach &amp; Amen, LLP</b> 52-170-03 #97290 10/24 Accounting & Benefits 52-170-06 #97290 10/24 PSA	1,180.00 1,215.00	<b>ACH Amount (Direct Deposit)</b> <u>2,395.00</u>
11/30/24	50196	<b>IFPIF</b> 52-195-02 Other Fee & Expenses 52-195-05 Other Expenses 52-195-06 Swap Fees 52-195-07 Private Equity and Real Estate Fees	2,315.09 140.56 3.32 3,395.51	<b>Check Amount</b> <u>5,854.48</u>
12/03/24	50197	<b>Sawyer Falduto Asset Management, LLC</b> 52-190-01 Investment Manager/Advisor Fee	1,500.00	<b>Check Amount</b> <u>1,500.00</u>

# Buffalo Grove Firefighters' Pension Fund

## Quarterly Disbursement Report

All Bank Accounts  
October 1, 2024 - December 31, 2024

Date	Check Number	Vendor Name	Invoice Amount	Check Amount
12/09/24	30614	<b>Lauterbach &amp; Amen, LLP</b>		
		52-170-03 #98312 11/24 Accounting & Benefits	1,180.00	
		52-170-06 #98312 11/24 PSA	1,215.00	
		<b>ACH Amount (Direct Deposit)</b>		<u>2,395.00</u>
12/19/24	30617	<b>IPPPFA</b>		
		52-290-25 2024 8hr Online Training Registration - IPPFA	0.00	
		52-290-25 Black,C #VNNG3DM65XM	285.00	
		<b>ACH Amount (Direct Deposit)</b>		<u>285.00</u>
12/23/24	50198	<b>BMO Bank</b>		
		52-190-04 Bank Fee	58.90	
		<b>Check Amount</b>		<u>58.90</u>
12/31/24	50199	<b>IFPIF</b>		
		52-195-02 Other Fee & Expenses	3,902.46	
		52-195-03 Management Fee	8,805.96	
		52-195-05 Other Expenses	395.97	
		52-195-06 Swap Fees	59.77	
		52-195-07 Private Equity and Real Estate Fees	4,074.52	
		<b>Check Amount</b>		<u>17,238.68</u>
		<b>Total Payments</b>		<u><u>50,672.08</u></u>

# Buffalo Grove Firefighters' Pension Fund

---

Monthly Financial Report

For the Month Ended

January 31, 2025

---

Prepared By



Lauterbach & Amen, LLP

CERTIFIED PUBLIC ACCOUNTANTS

# Buffalo Grove Firefighters' Pension Fund

## Table of Contents

	Starting on Page
Accountants' Compilation Report.....	1-1
Financial Statements	
Statement of Net Position - Modified Cash Basis.....	2-1
Statement of Changes in Net Position - Modified Cash Basis.....	2-2
Other Supplementary Information	
Pooled Investment NAV vs Accumulated Net Investments Graph.....	3-1
Cash Analysis Report.....	4-1
Cash Transfer to/from Consolidated Fund Graph.....	5-1
Revenue Report.....	6-1
Cash Analysis Summary Graph.....	7-1
Expense Report.....	8-1
Pension Benefits and Expenses Graph.....	9-1
Member Contribution Report.....	10-1
Payroll Batch Report.....	11-1
Quarterly Deduction Report.....	12-1
Quarterly Transfer Report.....	13-1
Quarterly Disbursement Report.....	14-1



---

# Accountants' Compilation Report

---



February 26, 2025

Buffalo Grove Firefighters' Pension Fund  
1051 Highland Grove Drive  
Buffalo Grove, IL 60089

To Members of the Pension Board:

Management is responsible for the accompanying interim financial statements of the Buffalo Grove Firefighters' Pension Fund which comprise the statement of net position - modified cash basis as of January 31, 2025 and the related statement of changes in net position - modified cash basis for the one month then ended in accordance with the modified cash basis of accounting and for determining that the modified cash basis of accounting is an acceptable financial reporting framework. We have performed a compilation engagement in accordance with Statements on Standards for Accounting and Review Services promulgated by the Accounting and Review Services Committee of the American Institute of Certified Public Accountants. We did not audit or review the interim financial statements nor were we required to perform any procedures to verify the accuracy or completeness of the information provided by management. Accordingly, we do not express an opinion, a conclusion, nor provide any form of assurance on these interim financial statements.

The interim financial statements are prepared in accordance with the modified cash basis of accounting, which is a basis of accounting other than accounting principles generally accepted in the United States of America.

Management has elected to omit substantially all of the disclosures ordinarily included in interim financial statements prepared in accordance with the modified cash basis of accounting. If the omitted disclosures were included in the interim financial statements and other supplementary information, they might influence the user's conclusions about the Pension Fund's assets, liabilities, net position, additions and deductions. Accordingly, the interim financial statements and other supplementary information are not designed for those who are not informed about such matters.

Other Matter

The other supplementary information is presented for purposes of additional analysis and is not a required part of the basic financial statements. Such information is the responsibility of management. The other supplementary information was subject to our compilation engagement. We have not audited or reviewed the other supplementary information nor were we required to perform any procedures to verify the accuracy or completeness of the information provided by management. Accordingly, we do not express an opinion, a conclusion, nor provide any form of assurance on the other supplementary information.

Cordially,

*Lauterbach & Amen, LLP*

Lauterbach & Amen, LLP



---

## Financial Statements

---

**Buffalo Grove Firefighters' Pension Fund**  
**Statement of Net Position - Modified Cash Basis**  
**As of January 31, 2025**

**Assets**

Cash and Cash Equivalents	\$	6,767.36
Investments at Fair Market Value		
Money Market Mutual Funds		173,388.54
Pooled Investments*		88,980,815.09
Total Cash and Investments		89,160,970.99
Due from Municipality		6,615.15
<b>Total Assets</b>		<b>89,167,586.14</b>

**Liabilities**

Expenses Due/Unpaid		1,680.00
<b>Total Liabilities</b>		<b>1,680.00</b>

<b>Net Position Held in Trust for Pension Benefits</b>		<b>89,165,906.14</b>
--	--	----------------------

\*The above amounts includes private market investments that are reported at the last known fair market value. IFPIF will issue a 13th statement that is a final fiscal year end statement and will include the mark to market adjustment for private market investments. This final fiscal year end statement will be issued as soon as possible after they receive the final FMV's from the investment managers.

**Buffalo Grove Firefighters' Pension Fund**  
**Statement of Changes in Net Position - Modified Cash Basis**  
**For the One Month Ended January 31, 2025**

**Additions**

Contributions - Municipal	\$	0.00
Contributions - Members		72,430.31
Total Contributions		72,430.31
Investment Income		
Interest and Dividends Earned		132,182.07
Net Change in Fair Value*		1,932,781.88
Total Investment Income		2,064,963.95
Less Investment Expense		(5,533.65)
Net Investment Income		2,059,430.30
<b>Total Additions</b>		<b>2,131,860.61</b>

**Deductions**

Administration		10,152.50
Pension Benefits and Refunds		
Pension Benefits		432,214.13
Refunds		0.00
Total Deductions		<b>442,366.63</b>

**Change in Position** **1,689,493.98**

**Net Position Held in Trust for Pension Benefits**

Beginning of Year		87,476,412.16
<b>End of Period</b>		<b>89,165,906.14</b>

\*The above amounts includes private market investments that are reported at the last known fair market value. IFPIF will issue a 13th statement that is a final fiscal year end statement and will include the mark to market adjustment for private market investments. This final fiscal year end statement will be issued as soon as possible after they receive the final FMV's from the investment managers.



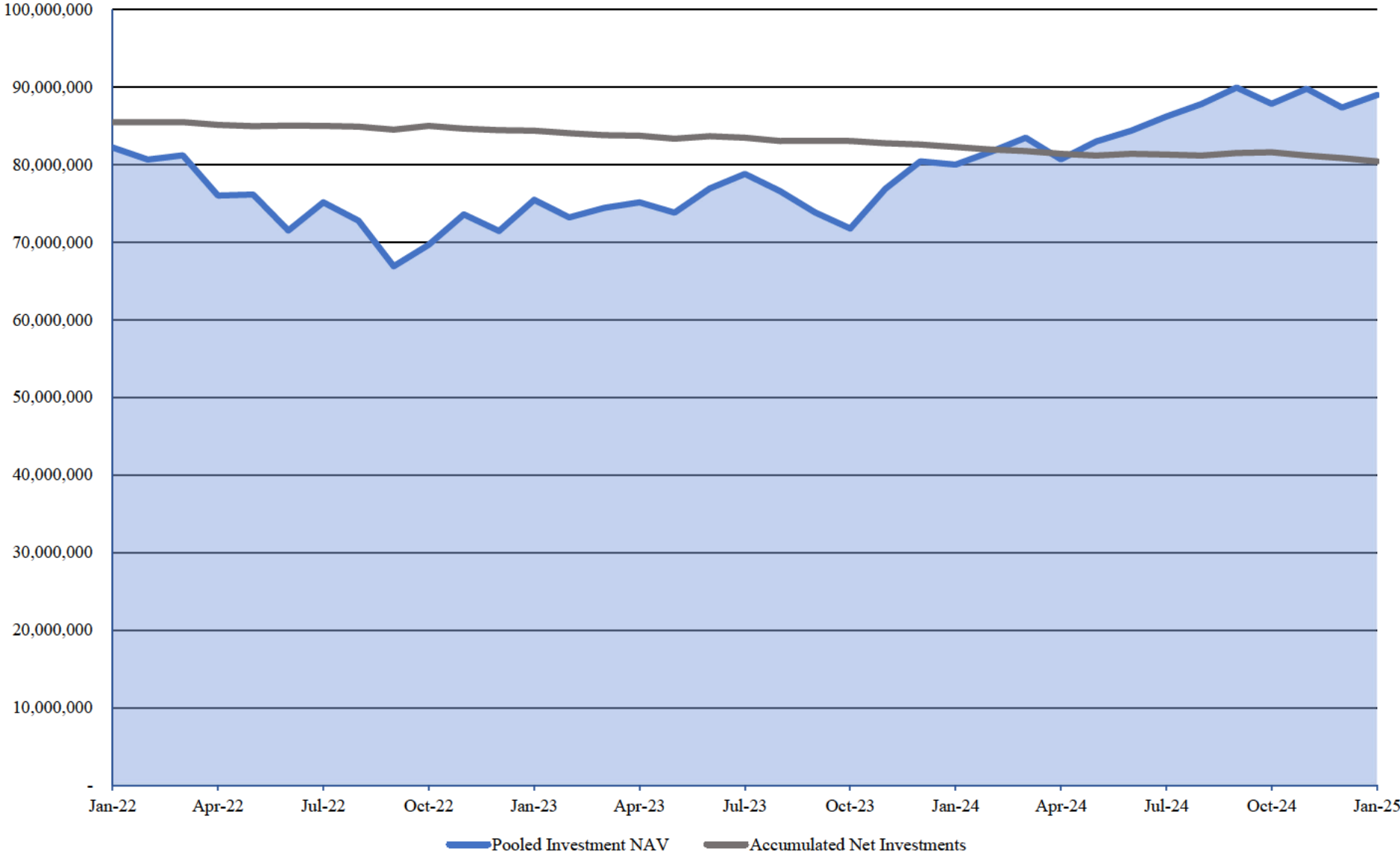
---

## Other Supplementary Information

---

# Buffalo Grove Firefighters' Pension Fund

## Pooled Investment NAV vs Accumulated Net Investments



# Buffalo Grove Firefighters' Pension Fund

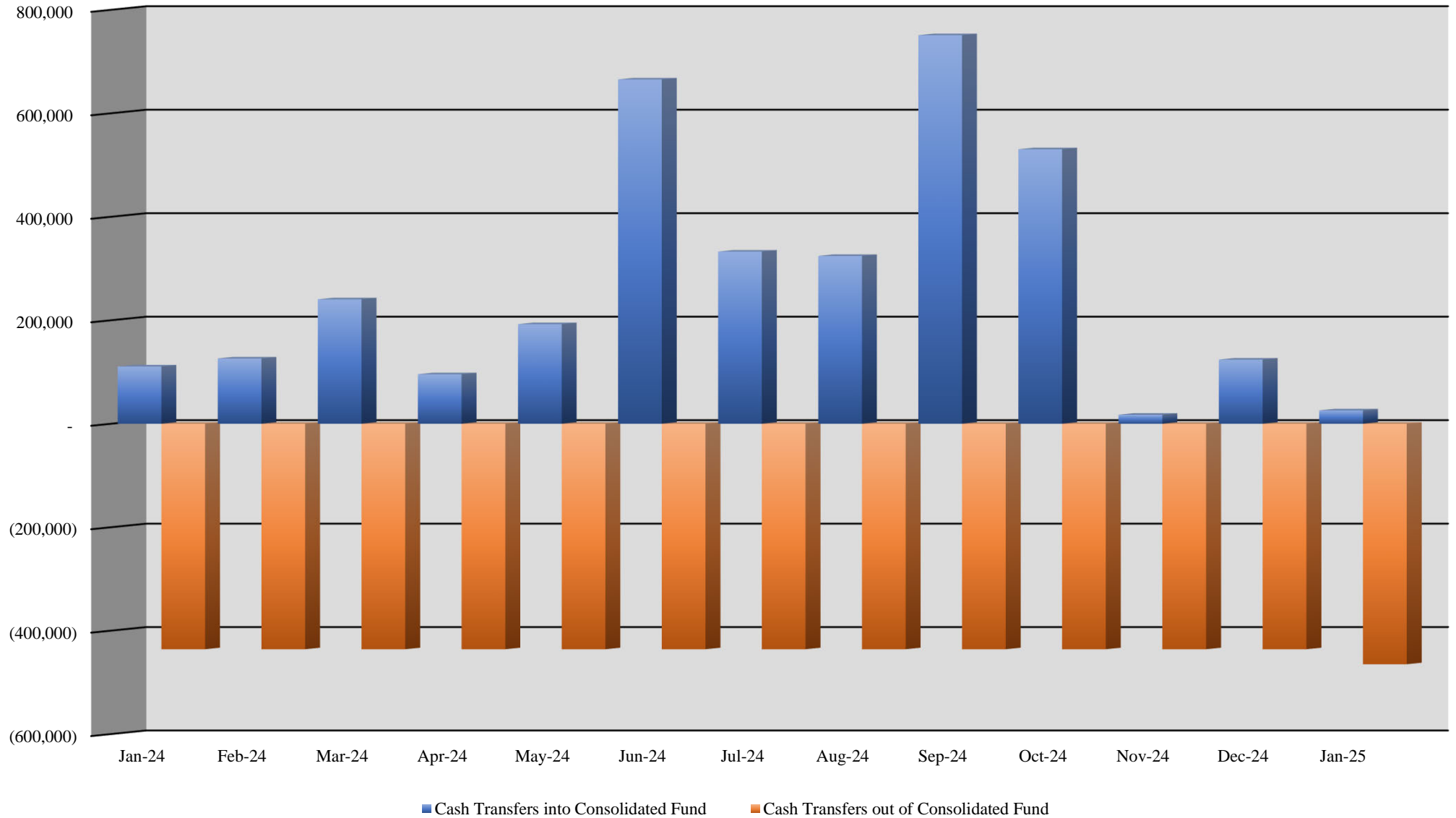
## Cash Analysis Report

### For the Twelve Periods Ending January 31, 2025

	<u>02/29/24</u>	<u>03/31/24</u>	<u>04/30/24</u>	<u>05/31/24</u>	<u>06/30/24</u>	<u>07/31/24</u>	<u>08/31/24</u>	<u>09/30/24</u>	<u>10/31/24</u>	<u>11/30/24</u>	<u>12/31/24</u>	<u>01/31/25</u>
<b><u>Financial Institutions</u></b>												
BMO Bank - CK	\$ 10,097	2,739	10,282	10,002	10,079	5,351	14,400	22,459	19,304	10,017	9,977	6,767
	<u>10,097</u>	<u>2,739</u>	<u>10,282</u>	<u>10,002</u>	<u>10,079</u>	<u>5,351</u>	<u>14,400</u>	<u>22,459</u>	<u>19,304</u>	<u>10,017</u>	<u>9,977</u>	<u>6,767</u>
Schwab - MM	469,358	507,851	461,932	438,319	649,597	539,587	506,444	494,070	100,000	152,483	100,769	173,389
	<u>469,358</u>	<u>507,851</u>	<u>461,932</u>	<u>438,319</u>	<u>649,597</u>	<u>539,587</u>	<u>506,444</u>	<u>494,070</u>	<u>100,000</u>	<u>152,483</u>	<u>100,769</u>	<u>173,389</u>
<b>Total</b>	<b><u>479,455</u></b>	<b><u>510,590</u></b>	<b><u>472,214</u></b>	<b><u>448,321</u></b>	<b><u>659,676</u></b>	<b><u>544,938</u></b>	<b><u>520,844</u></b>	<b><u>516,529</u></b>	<b><u>119,304</u></b>	<b><u>162,500</u></b>	<b><u>110,746</u></b>	<b><u>180,156</u></b>
<b><u>Contributions</u></b>												
Current Tax	64,180	210,955	-	99,670	805,934	154,069	216,410	690,548	87,474	4,229	13,660	-
Contributions - Current Year	71,354	47,694	47,819	49,000	49,438	49,301	72,770	47,334	47,230	47,229	47,158	72,430
Contributions - Prior Year	-	-	-	193	-	-	-	-	-	-	-	-
Interest Received from Members	-	-	-	13	-	-	-	-	-	-	-	-
	<u>135,534</u>	<u>258,649</u>	<u>47,819</u>	<u>148,876</u>	<u>855,372</u>	<u>203,370</u>	<u>289,180</u>	<u>737,882</u>	<u>134,704</u>	<u>51,458</u>	<u>60,818</u>	<u>72,430</u>
<b><u>Expenses</u></b>												
Pension Benefits	412,304	412,304	412,304	412,304	412,304	413,853	414,831	414,831	436,409	420,929	421,151	432,214
Administration	5,769	21,351	21,105	21,679	4,558	24,213	21,622	23,225	16,383	12,812	21,478	15,686
	<u>418,073</u>	<u>433,655</u>	<u>433,409</u>	<u>433,983</u>	<u>416,862</u>	<u>438,066</u>	<u>436,453</u>	<u>438,056</u>	<u>452,792</u>	<u>433,741</u>	<u>442,629</u>	<u>447,900</u>
<b>Total Contributions less Expenses</b>	<b><u>(282,539)</u></b>	<b><u>(175,006)</u></b>	<b><u>(385,590)</u></b>	<b><u>(285,107)</u></b>	<b><u>438,510</u></b>	<b><u>(234,696)</u></b>	<b><u>(147,273)</u></b>	<b><u>299,826</u></b>	<b><u>(318,088)</u></b>	<b><u>(382,283)</u></b>	<b><u>(381,811)</u></b>	<b><u>(375,470)</u></b>

# Buffalo Grove Firefighters' Pension Fund

## Cash Transfers to/from Consolidated Fund



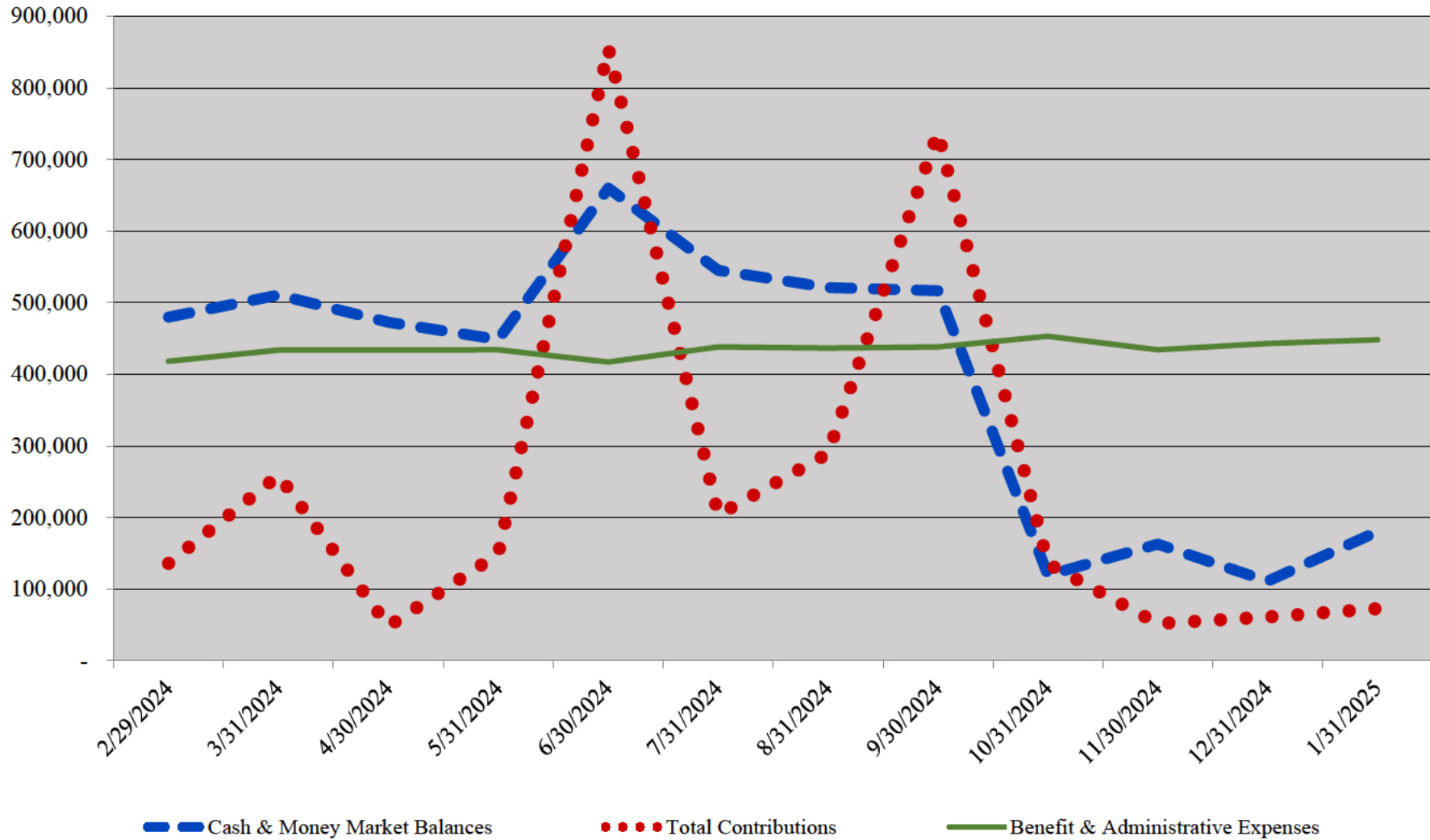
# Buffalo Grove Firefighters' Pension Fund

## Revenue Report as of January 31, 2025

	<u>Received this Month</u>	<u>Received this Year</u>
<b><u>Contributions</u></b>		
Contributions - Members		
41-410-00 - Contributions - Current Year	72,430.31	72,430.31
	72,430.31	72,430.31
 <b>Total Contributions</b>	<b>72,430.31</b>	<b>72,430.31</b>
 <b><u>Investment Income</u></b>		
Interest and Dividends		
43-252-04 - Schwab - Fixed Income	189.09	189.09
43-800-01 - IFPIF Consolidated Pool Dividend	28,852.33	28,852.33
43-800-02 - IFPIF Consolidated Pool Interest	95,603.54	95,603.54
43-800-03 - IFPIF Contribution Interest	17.28	17.28
43-800-05 - IFPIF Consolidated Pool Private Equity/Real Estate Income	7,519.83	7,519.83
	132,182.07	132,182.07
Gains and Losses		
44-800-01 - IFPIF Consolidated Pool - Unrealized	1,464,795.57	1,464,795.57
44-800-02 - IFPIF Consolidated Pool - Realized	467,986.31	467,986.31
	1,932,781.88	1,932,781.88
 <b>Total Investment Income</b>	<b>2,064,963.95</b>	<b>2,064,963.95</b>
 <b>Total Revenue</b>	<b>2,137,394.26</b>	<b>2,137,394.26</b>

# Buffalo Grove Firefighters' Pension Fund

## Cash Analysis Summary



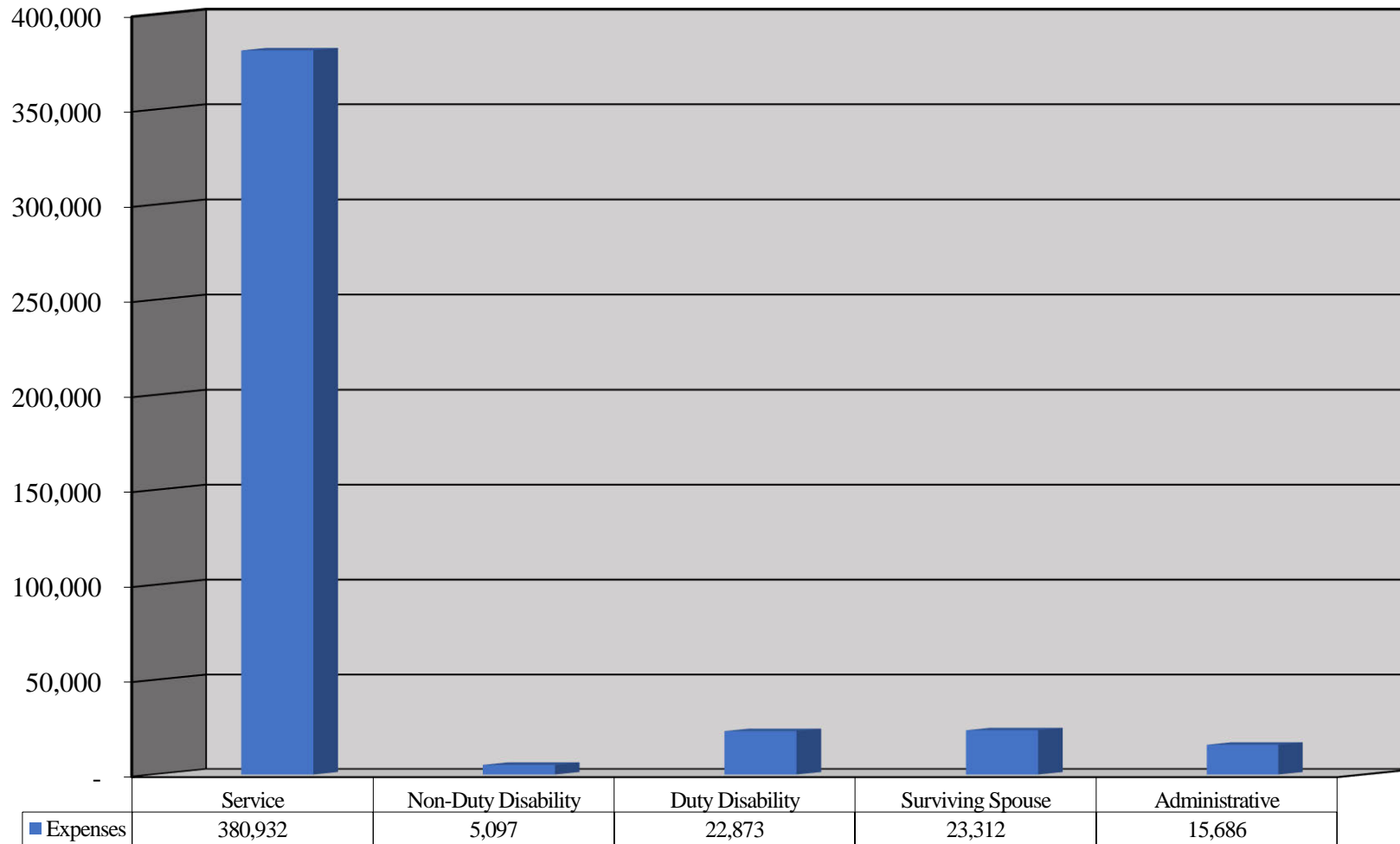
# Buffalo Grove Firefighters' Pension Fund

## Expense Report as of January 31, 2025

	<b>Expended this Month</b>	<b>Expended this Year</b>
<b><u>Pensions and Benefits</u></b>		
51-020-00 - Service Pensions	\$ 380,932.32	380,932.32
51-030-00 - Non-Duty Disability Pensions	5,097.09	5,097.09
51-040-00 - Duty Disability Pensions	22,872.72	22,872.72
51-060-00 - Surviving Spouse Pensions	23,312.00	23,312.00
<b>Total Pensions and Benefits</b>	<b>432,214.13</b>	<b>432,214.13</b>
<b><u>Administrative</u></b>		
Professional Services		
52-170-02 - Auditing Services	3,282.50	3,282.50
52-170-03 - Accounting & Bookkeeping Services	1,180.00	1,180.00
52-170-05 - Legal Services	4,475.00	4,475.00
52-170-06 - PSA/Court Reporter	1,215.00	1,215.00
	10,152.50	10,152.50
Investment		
52-190-04 - Bank Fees	43.00	43.00
52-195-02 - Other Fee & Expenses (IFPIF)	2,890.45	2,890.45
52-195-05 - Other Expenses (IFPIF)	86.54	86.54
52-195-06 - Swap Fees (IFPIF)	2.40	2.40
52-195-07 - Private Equity and Real Estate Fees (IFPIF)	2,511.26	2,511.26
	5,533.65	5,533.65
<b>Total Administrative</b>	<b>15,686.15</b>	<b>15,686.15</b>
<b>Total Expenses</b>	<b>447,900.28</b>	<b>447,900.28</b>

# Buffalo Grove Firefighters' Pension Fund

## Pension Benefits and Expenses



**Buffalo Grove Firefighters' Pension Fund**  
**Member Contribution Report**  
**As of Month Ended January 31, 2025**

Name	Thru Prior Fiscal Year	Current Fiscal Year	Service Purchase	Refunds	Total Contributions
Baniqued, Dustin J.	\$ 39,260.30	1,153.02	0.00	0.00	40,413.32
Beck, Brian D.	278,626.43	1,861.17	0.00	0.00	280,487.60
Beckman, Robert L.	117,831.48	1,532.19	0.00	0.00	119,363.67
Budnik, Alec R.	45,956.26	1,190.84	0.00	0.00	47,147.10
Caballero, Alfredo A.	113,258.22	1,532.19	0.00	0.00	114,790.41
Carroll, James R.	106,428.86	1,325.82	0.00	0.00	107,754.68
Chrencik, Brian J.	32,294.00	1,075.29	0.00	0.00	33,369.29
Collins, Shawn J.	237,165.40	1,956.36	0.00	0.00	239,121.76
Dalton, Kyle M.	42,180.16	1,153.02	0.00	0.00	43,333.18
Dinsmore, Patrick S.	220,518.82	1,420.37	0.00	0.00	221,939.19
Ditthardt, Kyle S.	51,781.64	1,236.45	0.00	0.00	53,018.09
Doll, Franklin C.	149,965.74	1,401.46	0.00	0.00	151,367.20
Dorsey, Steven M.	222,169.79	0.00	0.00	0.00	222,169.79
Downey, Daniel J.	66,023.88	1,417.67	0.00	0.00	67,441.55
Eaton, Austin R.	27,460.31	1,002.72	0.00	0.00	28,463.03
Gatto, Kevin	232,499.63	1,420.37	0.00	0.00	233,920.00
Gemmel, John M.	14,981.68	935.13	0.00	0.00	15,916.81
Gleeson, Michael T.	21,552.50	980.19	0.00	0.00	22,532.69
Herrmann, Robert W.	170,183.64	1,815.33	0.00	0.00	171,998.97
Himmelspach, Joshua R.	112,606.46	1,382.55	0.00	0.00	113,989.01
Hopp, Landon S.	9,573.21	964.29	0.00	0.00	10,537.50
Huh, Jay	87,414.64	1,325.82	0.00	0.00	88,740.46
Kane, Lawrence J.	40,642.29	2,161.56	0.00	0.00	42,803.85
Kaplan, Timothy M.	21,555.82	980.19	0.00	0.00	22,536.01
Kieras, Kamil K.	3,659.45	813.21	0.00	0.00	4,472.66
Kiotis, Alexandra N.	6,434.68	832.83	0.00	0.00	7,267.51
Kolder, Charles A.	153,650.28	1,325.82	0.00	0.00	154,976.10
Kruse, Cody R.	60,852.22	1,325.82	0.00	0.00	62,178.04
Kujawowicz, Piotr A.	45,953.33	1,190.84	0.00	0.00	47,144.17
Manka, Michael J.	57,215.01	1,325.82	0.00	0.00	58,540.83
McCarthy, Ryan K.	112,616.92	1,382.55	0.00	0.00	113,999.47
McCormick, Chad W.	113,356.68	1,532.19	0.00	0.00	114,888.87
Morris, Jeffery W.	252,736.47	1,532.19	0.00	0.00	254,268.66
Navarro, William A.	176,579.96	1,719.45	0.00	0.00	178,299.41
Otto, Nicholas E.	182,886.63	1,626.74	0.00	0.00	184,513.37

**Buffalo Grove Firefighters' Pension Fund**  
**Member Contribution Report**  
**As of Month Ended January 31, 2025**

Name	Thru Prior Fiscal Year	Current Fiscal Year	Service Purchase	Refunds	Total Contributions
Pasquarella, Daniel L.	151,407.69	1,735.12	0.00	0.00	153,142.81
Petersen, Tyler M.	75,693.02	1,363.64	0.00	0.00	77,056.66
Potesta, Brian N.	115,143.52	1,325.82	0.00	0.00	116,469.34
Quill, Dennis W.	205,431.19	1,325.82	0.00	0.00	206,757.01
Renshaw, Scott A.	84,691.68	1,382.55	0.00	0.00	86,074.23
Rusin, Steven M.	249,976.99	1,532.19	0.00	0.00	251,509.18
Russell, Andrew L.	205,675.91	1,788.39	0.00	0.00	207,464.30
Schroeder, Adam T.	35,652.64	1,075.29	0.00	0.00	36,727.93
Schroeder, Philip Q.	54,288.27	1,236.45	0.00	0.00	55,524.72
Senese, Jacob M.	35,660.97	1,075.29	0.00	0.00	36,736.26
Shin, Anthony J.	28,177.71	1,002.72	0.00	0.00	29,180.43
Solecki, Joseph R.	84,683.93	1,382.55	0.00	0.00	86,066.48
Steadman, Gary L.	60,843.85	1,325.82	0.00	0.00	62,169.67
Sutherland, Eric S.	55,690.07	1,304.06	0.00	0.00	56,994.13
Vena, James D.	178,957.60	1,532.19	0.00	0.00	180,489.79
Wehrheim, Nicklaus J.	106,403.23	1,325.82	0.00	0.00	107,729.05
Whisler, Kenneth G.	31,482.21	1,075.29	0.00	0.00	32,557.50
Wojcik, Andrew C.	54,291.97	1,236.45	0.00	0.00	55,528.42
Wood, Scott A.	112,672.32	1,382.55	0.00	0.00	114,054.87
Zabilka, David G.	46,260.23	1,190.84	0.00	0.00	47,451.07
<b>Totals</b>	<b>5,600,957.79</b>	<b>72,430.31</b>	<b>0.00</b>	<b>0.00</b>	<b>5,673,388.10</b>

Batches 74528

Buffalo Grove Firefighters' Pension Fund

Multiple Batch Report

Check Date 1/31/2025 1

SSN	Family ID	Employee Name Alt Payee Name	ACH	Retro Check #	Net Amount	Member Gross	Health Insurance	Vision Insurance	Dental Insurance	QILDRO Deduct	Federal Tax
<u>Duty Disability</u>											
***-**1742											
	100884	Domar, John	<input checked="" type="checkbox"/>	<input type="checkbox"/> 0	\$3,794.00	\$5,237.93	\$0.00	\$0.00	\$0.00	\$0.00	\$0.00
	100884	Payment to Metro Federal Credit Union, Domar -	<input checked="" type="checkbox"/>	<input type="checkbox"/> 0	\$1,443.93	\$0.00	\$0.00	\$0.00	\$0.00	\$0.00	\$0.00
		<b>***-**1742 Subtotal:</b>			\$5,237.93	\$5,237.93	\$0.00	\$0.00	\$0.00	\$0.00	\$0.00
***-**1781											
	100888	Gough, Thomas E.	<input checked="" type="checkbox"/>	<input type="checkbox"/> 0	\$5,720.33	\$6,595.33	\$0.00	\$0.00	\$0.00	\$0.00	\$0.00
	100888	Payment to Metro Federal Credit Union, Gough -	<input checked="" type="checkbox"/>	<input type="checkbox"/> 0	\$875.00	\$0.00	\$0.00	\$0.00	\$0.00	\$0.00	\$0.00
		<b>***-**1781 Subtotal:</b>			\$6,595.33	\$6,595.33	\$0.00	\$0.00	\$0.00	\$0.00	\$0.00
***-**2974											
	100890	Newkirk, Jeffrey E.	<input checked="" type="checkbox"/>	<input type="checkbox"/> 0	\$5,790.38	\$5,870.10	\$0.00	\$8.12	\$71.60	\$0.00	\$0.00
		<b>***-**2974 Subtotal:</b>			\$5,790.38	\$5,870.10	\$0.00	\$8.12	\$71.60	\$0.00	\$0.00
***-**9918											
	103754	Paleka, Kurk P.	<input checked="" type="checkbox"/>	<input type="checkbox"/> 0	\$5,089.64	\$5,169.36	\$0.00	\$8.12	\$71.60	\$0.00	\$0.00
		<b>***-**9918 Subtotal:</b>			\$5,089.64	\$5,169.36	\$0.00	\$8.12	\$71.60	\$0.00	\$0.00
		<b>Duty Disability Subtotal:</b>			\$22,713.28	\$22,872.72	\$0.00	\$16.24	\$143.20	\$0.00	\$0.00

See Accountants' Compilation Report 11-1

Batches 74528

Buffalo Grove Firefighters' Pension Fund

Multiple Batch Report

Check Date 1/31/2025 1

SSN	Family ID	Employee Name Alt Payee Name	ACH	Retro Check #	Net Amount	Member Gross	Health Insurance	Vision Insurance	Dental Insurance	QILDRO Deduct	Federal Tax
<u>Non-Duty Disability</u>											
***-**-2508	127521	Simmons Jr, William A.	<input checked="" type="checkbox"/>	<input type="checkbox"/> 0	\$4,825.09	\$5,097.09	\$0.00	\$0.00	\$0.00	\$0.00	\$272.00
<b>***-**2508 Subtotal:</b>					\$4,825.09	\$5,097.09	\$0.00	\$0.00	\$0.00	\$0.00	\$272.00
<b>Non-Duty Disability Subtotal:</b>					\$4,825.09	\$5,097.09	\$0.00	\$0.00	\$0.00	\$0.00	\$272.00
<u>QILDRO</u>											
***-**-7714	Q126423	Eitermann, Jaclynn	<input checked="" type="checkbox"/>	<input type="checkbox"/> 0	\$1,508.09	\$1,576.09	\$0.00	\$0.00	\$0.00	\$0.00	\$68.00
<b>***-**7714 Subtotal:</b>					\$1,508.09	\$1,576.09	\$0.00	\$0.00	\$0.00	\$0.00	\$68.00
***-**-6526	Q126771	Pound, Michelle C.	<input type="checkbox"/>	<input type="checkbox"/> 264	\$2,408.45	\$2,592.45	\$0.00	\$0.00	\$0.00	\$0.00	\$184.00
<b>***-**6526 Subtotal:</b>					\$2,408.45	\$2,592.45	\$0.00	\$0.00	\$0.00	\$0.00	\$184.00
***-**-3018	Q120815	Romagnano, Carla M.	<input checked="" type="checkbox"/>	<input type="checkbox"/> 0	\$2,925.40	\$3,394.98	\$0.00	\$0.00	\$0.00	\$0.00	\$469.58
<b>***-**3018 Subtotal:</b>					\$2,925.40	\$3,394.98	\$0.00	\$0.00	\$0.00	\$0.00	\$469.58
<b>QILDRO Subtotal:</b>					\$6,841.94	\$7,563.52	\$0.00	\$0.00	\$0.00	\$0.00	\$721.58

See Accountants' Compilation Report 11-2

Batches 74528

Buffalo Grove Firefighters' Pension Fund

Multiple Batch Report

Check Date 1/31/2025 1

SSN	Family ID	Employee Name Alt Payee Name	ACH	Retro Check #	Net Amount	Member Gross	Health Insurance	Vision Insurance	Dental Insurance	QILDRO Deduct	Federal Tax
<u>Service</u>											
***_**6294	120095	Alexander, Joseph S.	<input checked="" type="checkbox"/>	<input type="checkbox"/> 0	\$7,801.00	\$10,769.75	\$1,149.14	\$6.68	\$60.05	\$0.00	\$1,752.88
<b>***_**6294 Subtotal:</b>					\$7,801.00	\$10,769.75	\$1,149.14	\$6.68	\$60.05	\$0.00	\$1,752.88
***_**3062	115748	Anderson, Mark E.	<input checked="" type="checkbox"/>	<input type="checkbox"/> 0	\$7,804.80	\$8,623.80	\$0.00	\$0.00	\$0.00	\$0.00	\$819.00
<b>***_**3062 Subtotal:</b>					\$7,804.80	\$8,623.80	\$0.00	\$0.00	\$0.00	\$0.00	\$819.00
***_**7435	114107	Anderson, Russell L.	<input checked="" type="checkbox"/>	<input type="checkbox"/> 0	\$7,935.47	\$9,188.48	\$0.00	\$0.00	\$0.00	\$0.00	\$1,253.01
<b>***_**7435 Subtotal:</b>					\$7,935.47	\$9,188.48	\$0.00	\$0.00	\$0.00	\$0.00	\$1,253.01
***_**5322	100893	Andres, Lawrence E.	<input checked="" type="checkbox"/>	<input type="checkbox"/> 0	\$6,273.03	\$8,442.34	\$693.77	\$0.00	\$42.54	\$0.00	\$1,433.00
<b>***_**5322 Subtotal:</b>					\$6,273.03	\$8,442.34	\$693.77	\$0.00	\$42.54	\$0.00	\$1,433.00
***_**9898	126734	Baker, William M.	<input checked="" type="checkbox"/>	<input type="checkbox"/> 0	\$2,416.60	\$2,526.60	\$0.00	\$0.00	\$0.00	\$0.00	\$110.00
<b>***_**9898 Subtotal:</b>					\$2,416.60	\$2,526.60	\$0.00	\$0.00	\$0.00	\$0.00	\$110.00

See Accountants' Compilation Report 11-3

Batches 74528

Buffalo Grove Firefighters' Pension Fund

Multiple Batch Report

Check Date 1/31/2025 1

SSN	Family ID	Employee Name Alt Payee Name	ACH	Retro Check #	Net Amount	Member Gross	Health Insurance	Vision Insurance	Dental Insurance	QILDRO Deduct	Federal Tax
***-**-4246	115751	Barna, Brian S.	<input checked="" type="checkbox"/>	<input type="checkbox"/> 0	\$7,946.32	\$10,468.38	\$816.19	\$5.07	\$42.54	\$0.00	\$1,658.26
		<b>***-**-4246 Subtotal:</b>			\$7,946.32	\$10,468.38	\$816.19	\$5.07	\$42.54	\$0.00	\$1,658.26
***-**-2177	100879	Barry, Philip J.	<input checked="" type="checkbox"/>	<input type="checkbox"/> 0	\$3,467.04	\$3,672.61	\$0.00	\$0.00	\$0.00	\$0.00	\$205.57
		<b>***-**-2177 Subtotal:</b>			\$3,467.04	\$3,672.61	\$0.00	\$0.00	\$0.00	\$0.00	\$205.57
***-**-4154	100899	Belfield, Gary L.	<input checked="" type="checkbox"/>	<input type="checkbox"/> 0	\$8,626.57	\$10,492.88	\$0.00	\$0.00	\$0.00	\$0.00	\$1,387.41
	100899	Payment to Metro Federal Credit Union, Belfield -	<input checked="" type="checkbox"/>	<input type="checkbox"/> 0	\$478.90	\$0.00	\$0.00	\$0.00	\$0.00	\$0.00	\$0.00
		<b>***-**-4154 Subtotal:</b>			\$9,105.47	\$10,492.88	\$0.00	\$0.00	\$0.00	\$0.00	\$1,387.41
***-**-5879	111865	Bills, Wendill E.	<input checked="" type="checkbox"/>	<input type="checkbox"/> 0	\$7,676.04	\$8,919.04	\$0.00	\$0.00	\$0.00	\$0.00	\$1,243.00
		<b>***-**-5879 Subtotal:</b>			\$7,676.04	\$8,919.04	\$0.00	\$0.00	\$0.00	\$0.00	\$1,243.00
***-**-4160	114786	Bird, Glenn A.	<input checked="" type="checkbox"/>	<input type="checkbox"/> 0	\$6,594.38	\$7,361.38	\$0.00	\$0.00	\$0.00	\$0.00	\$767.00
		<b>***-**-4160 Subtotal:</b>			\$6,594.38	\$7,361.38	\$0.00	\$0.00	\$0.00	\$0.00	\$767.00

See Accountants' Compilation Report 11-4

Batches 74528

Buffalo Grove Firefighters' Pension Fund

Multiple Batch Report

Check Date 1/31/2025 1

SSN	Family ID	Employee Name Alt Payee Name	ACH	Retro Check #	Net Amount	Member Gross	Health Insurance	Vision Insurance	Dental Insurance	QILDRO Deduct	Federal Tax
***-**-4843	100878	Boyd, Michael J.	<input checked="" type="checkbox"/>	<input type="checkbox"/> 0	\$4,113.66	\$7,259.51	\$1,648.72	\$8.12	\$71.60	\$0.00	\$417.41
	100878	Payment to Metro Fed CU, Boyd -	<input checked="" type="checkbox"/>	<input type="checkbox"/> 0	\$1,000.00	\$0.00	\$0.00	\$0.00	\$0.00	\$0.00	\$0.00
		<b>***-**-4843 Subtotal:</b>			\$5,113.66	\$7,259.51	\$1,648.72	\$8.12	\$71.60	\$0.00	\$417.41
***-**-0449	100894	Brecht, William K.	<input checked="" type="checkbox"/>	<input type="checkbox"/> 0	\$6,445.65	\$7,676.30	\$0.00	\$0.00	\$0.00	\$0.00	\$1,230.65
		<b>***-**-0449 Subtotal:</b>			\$6,445.65	\$7,676.30	\$0.00	\$0.00	\$0.00	\$0.00	\$1,230.65
***-**-7513	100895	Brown, John M.	<input checked="" type="checkbox"/>	<input type="checkbox"/> 0	\$6,116.20	\$6,623.15	\$0.00	\$0.00	\$0.00	\$0.00	\$506.95
		<b>***-**-7513 Subtotal:</b>			\$6,116.20	\$6,623.15	\$0.00	\$0.00	\$0.00	\$0.00	\$506.95
***-**-9253	115749	Buttliere, Randall J.	<input checked="" type="checkbox"/>	<input type="checkbox"/> 0	\$4,193.20	\$7,962.18	\$0.00	\$0.00	\$0.00	\$3,394.98	\$374.00
		<b>***-**-9253 Subtotal:</b>			\$4,193.20	\$7,962.18	\$0.00	\$0.00	\$0.00	\$3,394.98	\$374.00
***-**-0684	100885	Cantwell, Alfred W.	<input checked="" type="checkbox"/>	<input type="checkbox"/> 0	\$7,159.34	\$8,442.34	\$0.00	\$0.00	\$0.00	\$0.00	\$1,283.00
		<b>***-**-0684 Subtotal:</b>			\$7,159.34	\$8,442.34	\$0.00	\$0.00	\$0.00	\$0.00	\$1,283.00

See Accountants' Compilation Report 11-5

Batches 74528

Buffalo Grove Firefighters' Pension Fund

Multiple Batch Report

Check Date 1/31/2025 1

SSN	Family ID	Employee Name Alt Payee Name	ACH	Retro Check #	Net Amount	Member Gross	Health Insurance	Vision Insurance	Dental Insurance	QILDRO Deduct	Federal Tax
***-**-6811	100886	Ciecko, Peter J.	<input checked="" type="checkbox"/>	<input type="checkbox"/> 0	\$10,363.19	\$11,995.19	\$0.00	\$0.00	\$0.00	\$0.00	\$1,632.00
		<b>***-**-6811 Subtotal:</b>			\$10,363.19	\$11,995.19	\$0.00	\$0.00	\$0.00	\$0.00	\$1,632.00
***-**-4164	100881	Deau Jr, Robert J.	<input checked="" type="checkbox"/>	<input type="checkbox"/> 0	\$5,742.44	\$6,701.44	\$0.00	\$0.00	\$0.00	\$0.00	\$959.00
		<b>***-**-4164 Subtotal:</b>			\$5,742.44	\$6,701.44	\$0.00	\$0.00	\$0.00	\$0.00	\$959.00
***-**-0246	115609	Durkin, Wendy L.	<input checked="" type="checkbox"/>	<input type="checkbox"/> 0	\$9,188.87	\$10,982.42	\$0.00	\$0.00	\$0.00	\$0.00	\$1,793.55
		<b>***-**-0246 Subtotal:</b>			\$9,188.87	\$10,982.42	\$0.00	\$0.00	\$0.00	\$0.00	\$1,793.55
***-**-8547	100889	Geniesse Jr, Gerard R.	<input checked="" type="checkbox"/>	<input type="checkbox"/> 0	\$6,584.88	\$8,477.63	\$816.19	\$5.07	\$42.54	\$0.00	\$1,028.95
		<b>***-**-8547 Subtotal:</b>			\$6,584.88	\$8,477.63	\$816.19	\$5.07	\$42.54	\$0.00	\$1,028.95
***-**-5756	100891	Gilleran, John T.	<input checked="" type="checkbox"/>	<input type="checkbox"/> 0	\$4,999.91	\$6,982.91	\$0.00	\$0.00	\$0.00	\$0.00	\$983.00
	100891	Payment to Metro Federal Credit Union, Gilleran -	<input checked="" type="checkbox"/>	<input type="checkbox"/> 0	\$1,000.00	\$0.00	\$0.00	\$0.00	\$0.00	\$0.00	\$0.00
		<b>***-**-5756 Subtotal:</b>			\$5,999.91	\$6,982.91	\$0.00	\$0.00	\$0.00	\$0.00	\$983.00

See Accountants' Compilation Report 11-6

Batches 74528

Buffalo Grove Firefighters' Pension Fund

Multiple Batch Report

Check Date 1/31/2025 1

SSN	Family ID	Employee Name Alt Payee Name	ACH	Retro Check #	Net Amount	Member Gross	Health Insurance	Vision Insurance	Dental Insurance	QILDRO Deduct	Federal Tax
***-**-8457	100880	Hanley, Mitchell D.	<input checked="" type="checkbox"/>	<input type="checkbox"/> 0	\$4,524.49	\$6,121.49	\$0.00	\$0.00	\$0.00	\$0.00	\$797.00
	100880	Payment to Metro Federal Credit Union, Hanley -	<input checked="" type="checkbox"/>	<input type="checkbox"/> 0	\$800.00	\$0.00	\$0.00	\$0.00	\$0.00	\$0.00	\$0.00
		<b>***-**-8457 Subtotal:</b>			\$5,324.49	\$6,121.49	\$0.00	\$0.00	\$0.00	\$0.00	\$797.00
***-**-1531	123545	Hauber, James P.	<input checked="" type="checkbox"/>	<input type="checkbox"/> 0	\$4,918.50	\$5,349.50	\$0.00	\$0.00	\$0.00	\$0.00	\$431.00
		<b>***-**-1531 Subtotal:</b>			\$4,918.50	\$5,349.50	\$0.00	\$0.00	\$0.00	\$0.00	\$431.00
***-**-2331	115793	Jason, John H.	<input checked="" type="checkbox"/>	<input type="checkbox"/> 0	\$3,314.39	\$7,431.35	\$0.00	\$0.00	\$0.00	\$0.00	\$786.00
	115793	Payment to Bank of America, Jason -	<input checked="" type="checkbox"/>	<input type="checkbox"/> 0	\$3,330.96	\$0.00	\$0.00	\$0.00	\$0.00	\$0.00	\$0.00
		<b>***-**-2331 Subtotal:</b>			\$6,645.35	\$7,431.35	\$0.00	\$0.00	\$0.00	\$0.00	\$786.00
***-**-3773	100897	Karol, Thad J.	<input checked="" type="checkbox"/>	<input type="checkbox"/> 0	\$5,633.06	\$6,880.76	\$346.89	\$2.54	\$21.27	\$0.00	\$877.00
		<b>***-**-3773 Subtotal:</b>			\$5,633.06	\$6,880.76	\$346.89	\$2.54	\$21.27	\$0.00	\$877.00
***-**-3495	111543	Kelly, David P.	<input checked="" type="checkbox"/>	<input type="checkbox"/>	\$5,551.99	\$6,901.30	\$693.77	\$0.00	\$42.54	\$0.00	\$613.00

See Accountants' Compilation Report 11-7

Batches 74528

Buffalo Grove Firefighters' Pension Fund

Multiple Batch Report

Check Date 1/31/2025 1

SSN	Family ID	Employee Name Alt Payee Name	ACH	Retro Check #	Net Amount	Member Gross	Health Insurance	Vision Insurance	Dental Insurance	QILDRO Deduct	Federal Tax
				0							
				<b>***-**3495 Subtotal:</b>	\$5,551.99	\$6,901.30	\$693.77	\$0.00	\$42.54	\$0.00	\$613.00
***-**7092											
	113224	Lezon, Deborah A.	<input checked="" type="checkbox"/>	<input type="checkbox"/>	\$5,038.67	\$6,861.47	\$816.19	\$5.07	\$42.54	\$0.00	\$959.00
				0							
				<b>***-**7092 Subtotal:</b>	\$5,038.67	\$6,861.47	\$816.19	\$5.07	\$42.54	\$0.00	\$959.00
***-**2619											
	117795	Lezon, Lawrence M.	<input checked="" type="checkbox"/>	<input type="checkbox"/>	\$7,824.16	\$8,964.16	\$0.00	\$0.00	\$0.00	\$0.00	\$1,140.00
				0							
				<b>***-**2619 Subtotal:</b>	\$7,824.16	\$8,964.16	\$0.00	\$0.00	\$0.00	\$0.00	\$1,140.00
***-**9246											
	100876	Lillig, George J.	<input checked="" type="checkbox"/>	<input type="checkbox"/>	\$5,181.32	\$5,625.05	\$0.00	\$0.00	\$0.00	\$0.00	\$443.73
				0							
				<b>***-**9246 Subtotal:</b>	\$5,181.32	\$5,625.05	\$0.00	\$0.00	\$0.00	\$0.00	\$443.73
***-**3408											
	113296	Mahan, David S.	<input checked="" type="checkbox"/>	<input type="checkbox"/>	\$6,577.29	\$8,516.29	\$0.00	\$0.00	\$0.00	\$0.00	\$1,039.00
				0							
	113296	Payment to Capital One, Mahan -	<input checked="" type="checkbox"/>	<input type="checkbox"/>	\$900.00	\$0.00	\$0.00	\$0.00	\$0.00	\$0.00	\$0.00
				0							
				<b>***-**3408 Subtotal:</b>	\$7,477.29	\$8,516.29	\$0.00	\$0.00	\$0.00	\$0.00	\$1,039.00
***-**8824											
	110943	Mussario, Mark J.	<input checked="" type="checkbox"/>	<input type="checkbox"/>	\$4,696.18	\$5,326.18	\$0.00	\$0.00	\$0.00	\$0.00	\$630.00

See Accountants' Compilation Report 11-8

Batches 74528

Buffalo Grove Firefighters' Pension Fund

Multiple Batch Report

Check Date 1/31/2025 1

SSN	Family ID	Employee Name Alt Payee Name	ACH	Retro Check #	Net Amount	Member Gross	Health Insurance	Vision Insurance	Dental Insurance	QILDRO Deduct	Federal Tax
				0							
				<b>***_**8824 Subtotal:</b>	\$4,696.18	\$5,326.18	\$0.00	\$0.00	\$0.00	\$0.00	\$630.00
***_**8861											
	123484	Oeltgen, Mark E.	<input checked="" type="checkbox"/>	<input type="checkbox"/>	\$1,700.19	\$1,800.19	\$0.00	\$0.00	\$0.00	\$0.00	\$100.00
				0							
				<b>***_**8861 Subtotal:</b>	\$1,700.19	\$1,800.19	\$0.00	\$0.00	\$0.00	\$0.00	\$100.00
***_**6346											
	112338	Olsen, Scott J.	<input checked="" type="checkbox"/>	<input type="checkbox"/>	\$8,213.52	\$9,157.52	\$0.00	\$0.00	\$0.00	\$0.00	\$944.00
				0							
				<b>***_**6346 Subtotal:</b>	\$8,213.52	\$9,157.52	\$0.00	\$0.00	\$0.00	\$0.00	\$944.00
***_**6185											
	100900	Pearson, Daniel K.	<input checked="" type="checkbox"/>	<input type="checkbox"/>	\$8,074.73	\$11,698.87	\$0.00	\$0.00	\$0.00	\$1,576.09	\$1,693.00
				0							
	100900	Payment to Metro Federal Credit Union, Pearson -	<input checked="" type="checkbox"/>	<input type="checkbox"/>	\$25.00	\$0.00	\$0.00	\$0.00	\$0.00	\$0.00	\$0.00
				0							
	100900	Payment to Metro Federal Credit Union, Pearson -	<input checked="" type="checkbox"/>	<input type="checkbox"/>	\$330.05	\$0.00	\$0.00	\$0.00	\$0.00	\$0.00	\$0.00
				0							
				<b>***_**6185 Subtotal:</b>	\$8,429.78	\$11,698.87	\$0.00	\$0.00	\$0.00	\$1,576.09	\$1,693.00
***_**6758											
	110203	Peebles, John W.	<input checked="" type="checkbox"/>	<input type="checkbox"/>	\$6,276.59	\$6,973.59	\$0.00	\$0.00	\$0.00	\$0.00	\$697.00
				0							
				<b>***_**6758 Subtotal:</b>	\$6,276.59	\$6,973.59	\$0.00	\$0.00	\$0.00	\$0.00	\$697.00

See Accountants' Compilation Report 11-9

Batches 74528

Buffalo Grove Firefighters' Pension Fund

Multiple Batch Report

Check Date 1/31/2025 1

SSN	Family ID	Employee Name Alt Payee Name	ACH	Retro Check #	Net Amount	Member Gross	Health Insurance	Vision Insurance	Dental Insurance	QILDRO Deduct	Federal Tax
***-**-3191	125697	Pound, Clark J.	<input checked="" type="checkbox"/>	<input type="checkbox"/> 0	\$3,227.47	\$7,848.14	\$824.36	\$4.06	\$35.80	\$2,592.45	\$1,164.00
		<b>***-**-3191 Subtotal:</b>			\$3,227.47	\$7,848.14	\$824.36	\$4.06	\$35.80	\$2,592.45	\$1,164.00
***-**-3821	100882	Sashko, Timothy E.	<input checked="" type="checkbox"/>	<input type="checkbox"/> 0	\$10,705.31	\$11,675.10	\$0.00	\$0.00	\$0.00	\$0.00	\$969.79
		<b>***-**-3821 Subtotal:</b>			\$10,705.31	\$11,675.10	\$0.00	\$0.00	\$0.00	\$0.00	\$969.79
***-**-2247	118843	Schiradelly, Richard K.	<input checked="" type="checkbox"/>	<input type="checkbox"/> 0	\$6,736.28	\$7,570.28	\$0.00	\$0.00	\$0.00	\$0.00	\$834.00
		<b>***-**-2247 Subtotal:</b>			\$6,736.28	\$7,570.28	\$0.00	\$0.00	\$0.00	\$0.00	\$834.00
***-**-8150	100883	Schwarz, Scott R.	<input checked="" type="checkbox"/>	<input type="checkbox"/> 0	\$5,439.34	\$6,072.13	\$0.00	\$0.00	\$0.00	\$0.00	\$632.79
		<b>***-**-8150 Subtotal:</b>			\$5,439.34	\$6,072.13	\$0.00	\$0.00	\$0.00	\$0.00	\$632.79
***-**-8900	100892	Shurba Jr, Anthony J.	<input checked="" type="checkbox"/>	<input type="checkbox"/> 0	\$6,384.24	\$6,907.24	\$0.00	\$0.00	\$0.00	\$0.00	\$523.00
		<b>***-**-8900 Subtotal:</b>			\$6,384.24	\$6,907.24	\$0.00	\$0.00	\$0.00	\$0.00	\$523.00
***-**-4498	100902	Skalla, Donald W.	<input checked="" type="checkbox"/>	<input type="checkbox"/> 0	\$4,863.21	\$6,384.52	\$693.77	\$0.00	\$42.54	\$0.00	\$785.00

See Accountants' Compilation Report 11-10

Batches 74528

Buffalo Grove Firefighters' Pension Fund

Multiple Batch Report

Check Date 1/31/2025 1

SSN	Family ID	Employee Name Alt Payee Name	ACH	Retro Check #	Net Amount	Member Gross	Health Insurance	Vision Insurance	Dental Insurance	QILDRO Deduct	Federal Tax
				0							
				<b>***_**4498 Subtotal:</b>	\$4,863.21	\$6,384.52	\$693.77	\$0.00	\$42.54	\$0.00	\$785.00
***_**2763											
	100901	Swieca, Larry K.	<input checked="" type="checkbox"/>	<input type="checkbox"/>	\$8,264.94	\$10,492.88	\$0.00	\$0.00	\$71.60	\$0.00	\$778.50
				0							
	100901	Payment to Metro Federal Credit Union, Swieca -	<input checked="" type="checkbox"/>	<input type="checkbox"/>	\$1,377.84	\$0.00	\$0.00	\$0.00	\$0.00	\$0.00	\$0.00
				0							
				<b>***_**2763 Subtotal:</b>	\$9,642.78	\$10,492.88	\$0.00	\$0.00	\$71.60	\$0.00	\$778.50
***_**5299											
	117479	Tallas, Karl S.	<input checked="" type="checkbox"/>	<input type="checkbox"/>	\$4,796.88	\$5,260.88	\$0.00	\$0.00	\$0.00	\$0.00	\$464.00
				0							
				<b>***_**5299 Subtotal:</b>	\$4,796.88	\$5,260.88	\$0.00	\$0.00	\$0.00	\$0.00	\$464.00
***_**7738											
	100896	Tierney, Paul N.	<input checked="" type="checkbox"/>	<input type="checkbox"/>	\$8,418.66	\$10,101.69	\$0.00	\$0.00	\$0.00	\$0.00	\$1,683.03
				0							
				<b>***_**7738 Subtotal:</b>	\$8,418.66	\$10,101.69	\$0.00	\$0.00	\$0.00	\$0.00	\$1,683.03
***_**8360											
	123210	Two Bulls Jr, Ronald S.	<input checked="" type="checkbox"/>	<input type="checkbox"/>	\$7,255.55	\$8,459.55	\$0.00	\$0.00	\$0.00	\$0.00	\$1,204.00
				0							
				<b>***_**8360 Subtotal:</b>	\$7,255.55	\$8,459.55	\$0.00	\$0.00	\$0.00	\$0.00	\$1,204.00
***_**6077											
	122052	Wagner, William J.	<input checked="" type="checkbox"/>	<input type="checkbox"/>	\$10,124.98	\$11,375.98	\$0.00	\$0.00	\$0.00	\$0.00	\$1,251.00

See Accountants' Compilation Report 11-11

Batches 74528

Buffalo Grove Firefighters' Pension Fund

Multiple Batch Report

Check Date 1/31/2025 1

SSN	Family ID	Employee Name Alt Payee Name	ACH	Retro Check #	Net Amount	Member Gross	Health Insurance	Vision Insurance	Dental Insurance	QILDRO Deduct	Federal Tax
				0							
				<b>***-**6077 Subtotal:</b>	\$10,124.98	\$11,375.98	\$0.00	\$0.00	\$0.00	\$0.00	\$1,251.00
***-**0292											
	100877	Wieser Jr, Joseph G.	<input checked="" type="checkbox"/>	<input type="checkbox"/>	\$7,100.61	\$10,340.58	\$1,509.97	\$0.00	\$0.00	\$0.00	\$1,730.00
				0							
				<b>***-**0292 Subtotal:</b>	\$7,100.61	\$10,340.58	\$1,509.97	\$0.00	\$0.00	\$0.00	\$1,730.00
***-**0224											
	100887	Wisniewski, Thomas E.	<input checked="" type="checkbox"/>	<input type="checkbox"/>	\$6,772.24	\$8,443.92	\$693.77	\$5.07	\$42.54	\$0.00	\$930.30
				0							
				<b>***-**0224 Subtotal:</b>	\$6,772.24	\$8,443.92	\$693.77	\$5.07	\$42.54	\$0.00	\$930.30
***-**2916											
	111555	Zarnecki, Kenneth P.	<input checked="" type="checkbox"/>	<input type="checkbox"/>	\$5,981.41	\$8,823.38	\$648.72	\$8.12	\$71.60	\$0.00	\$1,313.53
				0							
	111555	Payment to Metro Federal Credit Union, Zarnecki -	<input checked="" type="checkbox"/>	<input type="checkbox"/>	\$800.00	\$0.00	\$0.00	\$0.00	\$0.00	\$0.00	\$0.00
				0							
				<b>***-**2916 Subtotal:</b>	\$6,781.41	\$8,823.38	\$648.72	\$8.12	\$71.60	\$0.00	\$1,313.53
				<b>Service Subtotal:</b>	\$315,087.54	\$380,932.32	\$11,351.45	\$49.80	\$629.70	\$7,563.52	\$46,250.31
<u>Surviving Spouse</u>											
***-**5233											
	101573	Calibraro, Mrs. Deborah A.	<input checked="" type="checkbox"/>	<input type="checkbox"/>	\$2,474.83	\$2,761.61	\$0.00	\$0.00	\$42.54	\$0.00	\$244.24
				0							
				<b>***-**5233 Subtotal:</b>	\$2,474.83	\$2,761.61	\$0.00	\$0.00	\$42.54	\$0.00	\$244.24

See Accountants' Compilation Report 11-12

Batches 74528

Buffalo Grove Firefighters' Pension Fund

Multiple Batch Report

Check Date 1/31/2025 1

SSN	Family ID	Employee Name Alt Payee Name	ACH	Retro Check #	Net Amount	Member Gross	Health Insurance	Vision Insurance	Dental Insurance	QILDRO Deduct	Federal Tax
***-**-7312	113260	Hauber, Kimberly J.	<input checked="" type="checkbox"/>	<input type="checkbox"/> 0	\$8,328.99	\$8,462.44	\$0.00	\$13.36	\$120.09	\$0.00	\$0.00
		<b>***-**-7312 Subtotal:</b>			\$8,328.99	\$8,462.44	\$0.00	\$13.36	\$120.09	\$0.00	\$0.00
***-**-5766	100898	Postma, Julie A.	<input checked="" type="checkbox"/>	<input type="checkbox"/> 0	\$7,726.87	\$9,186.87	\$0.00	\$0.00	\$0.00	\$0.00	\$1,460.00
		<b>***-**-5766 Subtotal:</b>			\$7,726.87	\$9,186.87	\$0.00	\$0.00	\$0.00	\$0.00	\$1,460.00
***-**-6747	101574	Smith, Rebecca	<input checked="" type="checkbox"/>	<input type="checkbox"/> 0	\$2,466.24	\$2,901.08	\$0.00	\$0.00	\$0.00	\$0.00	\$434.84
		<b>***-**-6747 Subtotal:</b>			\$2,466.24	\$2,901.08	\$0.00	\$0.00	\$0.00	\$0.00	\$434.84
		<b>Surviving Spouse Subtotal:</b>			\$20,996.93	\$23,312.00	\$0.00	\$13.36	\$162.63	\$0.00	\$2,139.08

Batches 74528

Buffalo Grove Firefighters' Pension Fund

Multiple Batch Report

Check Date 1/31/2025 1

SSN	Family ID	Employee Name Alt Payee Name	ACH	Retro Check #	Net Amount	Member Gross	Health Insurance	Vision Insurance	Dental Insurance	QILDRO Deduct	Federal Tax
-----	-----------	---------------------------------	-----	------------------	------------	-----------------	---------------------	---------------------	---------------------	------------------	-------------

Totals

ACH Flag	Payments	Net Payment Total	Gross	Health Insurance	Vision Insurance	Dental Insurance	QILDRO Deduct	Federal Tax
Yes	71	\$368,056.33	\$437,185.20	\$11,351.45	\$79.40	\$935.53	\$7,563.52	\$49,198.97
No	1	\$2,408.45	\$2,592.45	\$0.00	\$0.00	\$0.00	\$0.00	\$184.00
<b>Grand Total</b>	<b>72</b>	<b>\$370,464.78</b>	<b>\$439,777.65</b>	<b>\$11,351.45</b>	<b>\$79.40</b>	<b>\$935.53</b>	<b>\$7,563.52</b>	<b>\$49,382.97</b>

# Buffalo Grove Firefighters' Pension Fund

## Quarterly Deduction Report

All Bank Accounts  
November 1, 2024 - January 31, 2025

Date	Check Number	Vendor Name	Invoice Amount	Check Amount
11/29/24	30611	<b>Village of Buffalo Grove - Insurance</b> 20-220-00 Medical Insurance - 11/24	11,264.50	
			<b>ACH Amount (Direct Deposit)</b>	<u>11,264.50</u>
11/29/24	30612	<b>Internal Revenue Service</b> 20-230-00 Internal Revenue Service	50,942.37	
			<b>ACH Amount (Direct Deposit)</b>	<u>50,942.37</u>
12/31/24	30615	<b>Village of Buffalo Grove - Insurance</b> 20-220-00 Medical Insurance - 12/24 20-220-00 AFLAC 20-220-00 Dental Insurance	12,167.64 84.47 978.07	
			<b>ACH Amount (Direct Deposit)</b>	<u>13,230.18</u>
12/31/24	30616	<b>Internal Revenue Service</b> 20-230-00 Internal Revenue Service	50,942.37	
			<b>ACH Amount (Direct Deposit)</b>	<u>50,942.37</u>
01/31/25	30622	<b>Village of Buffalo Grove - Insurance</b> 20-220-00 Medical Insurance - 01/25 20-220-00 Vision Insurance 20-220-00 Dental Insurance	11,351.45 79.40 935.53	
			<b>ACH Amount (Direct Deposit)</b>	<u>12,366.38</u>
01/31/25	30623	<b>Internal Revenue Service</b> 20-230-00 Internal Revenue Service	49,382.97	
			<b>ACH Amount (Direct Deposit)</b>	<u>49,382.97</u>
			<b>Total Payments</b>	<u><u>188,128.77</u></u>

# Buffalo Grove Firefighters' Pension Fund

## Quarterly Transfer Report

All Bank Accounts  
November 1, 2024 - January 31, 2025

Date	Check Number	Vendor Name	Invoice Amount	Check Amount
11/27/24	30613	<b>The Northern Trust Company</b> 13-800-01 Buffalo Grove Firefighters Pension Fund	17,400.00	
		<b>ACH Amount (Direct Deposit)</b>		<u>17,400.00</u>
12/26/24	30618	<b>The Northern Trust Company</b> 13-800-01 Buffalo Grove Firefighters Pension Fund	111,800.99	
		<b>ACH Amount (Direct Deposit)</b>		<u>111,800.99</u>
12/26/24	30619	<b>The Northern Trust Company</b> 13-800-01 Buffalo Grove Firefighters Pension Fund	12,200.00	
		<b>ACH Amount (Direct Deposit)</b>		<u>12,200.00</u>
01/30/25	30625	<b>The Northern Trust Company</b> 13-800-01 Buffalo Grove Firefighters Pension Fund	25,800.00	
		<b>ACH Amount (Direct Deposit)</b>		<u>25,800.00</u>
<b>Total Payments</b>				<u><u>167,200.99</u></u>

# Buffalo Grove Firefighters' Pension Fund

## Quarterly Disbursement Report

All Bank Accounts  
November 1, 2024 - January 31, 2025

Date	Check Number	Vendor Name	Invoice Amount	Check Amount
11/12/24	30608	<b>Lauterbach &amp; Amen, LLP</b> 52-170-03 #96905 FYE23 MCR	590.00	
			<b>ACH Amount (Direct Deposit)</b>	<u>590.00</u>
11/14/24	30609	<b>Ottosen DiNolfo, LTD</b> 52-170-05 #10182 General 52-170-05 #10183 Simmons Disability Matter	2,172.50 1,800.00	
			<b>ACH Amount (Direct Deposit)</b>	<u>3,972.50</u>
11/18/24	30610	<b>Lauterbach &amp; Amen, LLP</b> 52-170-03 #97290 10/24 Accounting & Benefits 52-170-06 #97290 10/24 PSA	1,180.00 1,215.00	
			<b>ACH Amount (Direct Deposit)</b>	<u>2,395.00</u>
11/30/24	50196	<b>IFPIF</b> 52-195-02 Other Fee & Expenses 52-195-05 Other Expenses 52-195-06 Swap Fees 52-195-07 Private Equity and Real Estate Fees	2,315.09 140.56 3.32 3,395.51	
			<b>Check Amount</b>	<u>5,854.48</u>
12/03/24	50197	<b>Sawyer Falduto Asset Management, LLC</b> 52-190-01 Investment Manager/Advisor Fee	1,500.00	
			<b>Check Amount</b>	<u>1,500.00</u>
12/09/24	30614	<b>Lauterbach &amp; Amen, LLP</b> 52-170-03 #98312 11/24 Accounting & Benefits 52-170-06 #98312 11/24 PSA	1,180.00 1,215.00	
			<b>ACH Amount (Direct Deposit)</b>	<u>2,395.00</u>
12/19/24	30617	<b>IPPFA</b> 52-290-25 2024 8hr Online Training Registration - IPPFA 52-290-25 Black,C #VNNG3DM65XM	0.00 285.00	
			<b>ACH Amount (Direct Deposit)</b>	<u>285.00</u>
12/23/24	50198	<b>BMO Bank</b> 52-190-04 Bank Fee	58.90	
			<b>Check Amount</b>	<u>58.90</u>
12/31/24	50199	<b>IFPIF</b> 52-195-02 Other Fee & Expenses 52-195-03 Management Fee 52-195-05 Other Expenses 52-195-06 Swap Fees 52-195-07 Private Equity and Real Estate Fees	3,902.46 8,805.96 395.97 59.77 4,074.52	
			<b>Check Amount</b>	<u>17,238.68</u>

See Accountants' Compilation Report

# Buffalo Grove Firefighters' Pension Fund

## Quarterly Disbursement Report

All Bank Accounts  
November 1, 2024 - January 31, 2025

Date	Check Number	Vendor Name	Invoice Amount	Check Amount
01/21/25	30620	<b>Lauterbach &amp; Amen, LLP</b>		
		52-170-03 #99332 12/24 Accounting & Benefits	1,180.00	
		52-170-06 #99332 12/24 PSA	1,215.00	
		<b>ACH Amount (Direct Deposit)</b>		<u>2,395.00</u>
01/21/25	30621	<b>Ottosen DiNolfo, LTD</b>		
		52-170-05 #11483 General	322.50	
		52-170-05 #10009 General	467.50	
		52-170-05 #11484 Dorsey Disability	1,595.00	
		52-170-05 #10010 Simmons Disability	2,090.00	
		<b>ACH Amount (Direct Deposit)</b>		<u>4,475.00</u>
01/22/25	50200	<b>BMO Bank</b>		
		52-190-04 Bank Fee	43.00	
		<b>Check Amount</b>		<u>43.00</u>
01/29/25	30624	<b>Eccezion, Ltd.</b>		
		52-170-02 #477327 Audit Service	3,282.50	
		<b>Check Amount</b>		<u>3,282.50</u>
01/31/25	50201	<b>IFPIF</b>		
		52-195-02 Other Fee & Expenses	2,890.45	
		52-195-05 Other Expenses	86.54	
		52-195-06 Swap Fees	2.40	
		52-195-07 Private Equity and Real Estate Fees	2,511.26	
		<b>Check Amount</b>		<u>5,490.65</u>
		<b>Total Payments</b>		<u><u>49,975.71</u></u>

# Buffalo Grove Firefighters' Pension Fund

---

Year-End Close Adjustments

For the Fiscal Year Ended December 31, 2024

Included as of the Month Ended February 28, 2025

---

Prepared By



Lauterbach & Amen, LLP

CERTIFIED PUBLIC ACCOUNTANTS



## MEMO

**TO: Members of the Pension Board of Trustees**

**FROM: A.J. Weber**

**RE: Year End Close Adjustments**

---

This memo is intended to inform you of the agreed upon year end close adjustments that were recorded in the current month's financial statements. These are non-cash adjustments and are not related to the portfolio's market value.

More precisely, this month adjusting entries from the previous fiscal year end were posted. These adjustments would include accrued interest, due/unpaid expenses, prepaids and any other adjustments necessary to complete the audit workpapers. These closing adjustments occur on an annual basis.

The only real affect of these adjustments is to fund balance. A prior year adjustment would update the fund balance to reflect the most accurate position as of the previous year end.

Should you have any questions, please feel free to contact A.J. Weber or Susan Hill at 630.393.1483.

Cordially,

*Lauterbach & Amen, LLP*

Lauterbach & Amen, LLP

# Buffalo Grove Firefighters' Pension Fund

## Year End Close Adjustments Journal

As of Fiscal Year Ended December 31, 2024

Reference	Account	Description	Debit	Credit
<b>Journal: Y/E Adjustments</b>				
YEadj	20-110-00	YE 1 - to reverse FYE 2023 accruals	1,680.00	0.00
YEadj	52-170-06	YE 1 - to reverse FYE 2023 accruals	0.00	(1,180.00)
YEadj	52-190-01	YE 1 - to reverse FYE 2023 accruals	0.00	(500.00)
YEadj	52-170-02	YE 2 - to record FYE 2024 expenses due unpaid	3,250.00	0.00
YEadj	52-170-05	YE 2 - to record FYE 2024 expenses due unpaid	4,475.00	0.00
YEadj	52-170-06	YE 2 - to record FYE 2024 expenses due unpaid	1,215.00	0.00
YEadj	52-190-01	YE 2 - to record FYE 2024 expenses due unpaid	500.00	0.00
YEadj	20-110-00	YE 2 - to record FYE 2024 expenses due unpaid	0.00	(9,440.00)
YEadj	41-210-00	YE 3 - to reverse FYE 2023 due from municipality	6,615.15	0.00
YEadj	15-600-00	YE 3 - to reverse FYE 2023 due from municipality	0.00	(6,615.15)
			<b>17,735.15</b>	<b>(17,735.15)</b>

# Buffalo Grove Firefighters' Pension Fund

---

Monthly Financial Report

For the Month Ended

February 28, 2025

---

Prepared By



Lauterbach & Amen, LLP

CERTIFIED PUBLIC ACCOUNTANTS

# Buffalo Grove Firefighters' Pension Fund

## Table of Contents

	Starting on Page
Accountants' Compilation Report.....	1-1
Financial Statements	
Statement of Net Position - Modified Cash Basis.....	2-1
Statement of Changes in Net Position - Modified Cash Basis.....	2-2
Other Supplementary Information	
Pooled Investment NAV vs Accumulated Net Investments Graph.....	3-1
Cash Analysis Report.....	4-1
Cash Transfer to/from Consolidated Fund Graph.....	5-1
Revenue Report.....	6-1
Cash Analysis Summary Graph.....	7-1
Expense Report.....	8-1
Pension Benefits and Expenses Graph.....	9-1
Member Contribution Report.....	10-1
Payroll Batch Report.....	11-1
Quarterly Deduction Report.....	12-1
Quarterly Transfer Report.....	13-1
Quarterly Disbursement Report.....	14-1



---

## Accountants' Compilation Report

---



April 04, 2025

Buffalo Grove Firefighters' Pension Fund  
1051 Highland Grove Drive  
Buffalo Grove, IL 60089

To Members of the Pension Board:

Management is responsible for the accompanying interim financial statements of the Buffalo Grove Firefighters' Pension Fund which comprise the statement of net position - modified cash basis as of February 28, 2025 and the related statement of changes in net position - modified cash basis for the two months then ended in accordance with the modified cash basis of accounting and for determining that the modified cash basis of accounting is an acceptable financial reporting framework. We have performed a compilation engagement in accordance with Statements on Standards for Accounting and Review Services promulgated by the Accounting and Review Services Committee of the American Institute of Certified Public Accountants. We did not audit or review the interim financial statements nor were we required to perform any procedures to verify the accuracy or completeness of the information provided by management. Accordingly, we do not express an opinion, a conclusion, nor provide any form of assurance on these interim financial statements.

The interim financial statements are prepared in accordance with the modified cash basis of accounting, which is a basis of accounting other than accounting principles generally accepted in the United States of America.

Management has elected to omit substantially all of the disclosures ordinarily included in interim financial statements prepared in accordance with the modified cash basis of accounting. If the omitted disclosures were included in the interim financial statements and other supplementary information, they might influence the user's conclusions about the Pension Fund's assets, liabilities, net position, additions and deductions. Accordingly, the interim financial statements and other supplementary information are not designed for those who are not informed about such matters.

Other Matter

The other supplementary information is presented for purposes of additional analysis and is not a required part of the basic financial statements. Such information is the responsibility of management. The other supplementary information was subject to our compilation engagement. We have not audited or reviewed the other supplementary information nor were we required to perform any procedures to verify the accuracy or completeness of the information provided by management. Accordingly, we do not express an opinion, a conclusion, nor provide any form of assurance on the other supplementary information.

Cordially,

*Lauterbach & Amen, LLP*

Lauterbach & Amen, LLP



---

## Financial Statements

---

**Buffalo Grove Firefighters' Pension Fund**  
**Statement of Net Position - Modified Cash Basis**  
**As of February 28, 2025**

**Assets**

Cash and Cash Equivalents	\$	9,954.39
Investments at Fair Market Value		
Money Market Mutual Funds		147,377.39
Pooled Investments*		88,812,974.08
Total Cash and Investments		88,970,305.86
<b>Total Assets</b>		<b>88,970,305.86</b>

**Liabilities**

Expenses Due/Unpaid		9,440.00
<b>Total Liabilities</b>		<b>9,440.00</b>

<b>Net Position Held in Trust for Pension Benefits</b>		<b>88,960,865.86</b>
--	--	----------------------

\*The above amounts includes private market investments that are reported at the last known fair market value. IFPIF will issue a 13th statement that is a final fiscal year end statement and will include the mark to market adjustment for private market investments. This final fiscal year end statement will be issued as soon as possible after they receive the final FMV's from the investment managers.

**Buffalo Grove Firefighters' Pension Fund**  
**Statement of Changes in Net Position - Modified Cash Basis**  
**For the Two Months Ended February 28, 2025**

**Additions**

Contributions - Municipal	\$ 79,506.73
Contributions - Members	120,919.14
Total Contributions	200,425.87
Investment Income	
Interest and Dividends Earned	262,080.38
Net Change in Fair Value*	1,926,224.92
Total Investment Income	2,188,305.30
Less Investment Expense	(12,461.56)
Net Investment Income	2,175,843.74
<b>Total Additions</b>	<b>2,376,269.61</b>

**Deductions**

Administration	13,012.50
Pension Benefits and Refunds	
Pension Benefits	864,428.26
Refunds	0.00
Total Deductions	<b>877,440.76</b>

**Change in Position** **1,498,828.85**

**Net Position Held in Trust for Pension Benefits**

Beginning of Year	87,462,037.01
<b>End of Period</b>	<b>88,960,865.86</b>

\*The above amounts includes private market investments that are reported at the last known fair market value. IFPIF will issue a 13th statement that is a final fiscal year end statement and will include the mark to market adjustment for private market investments. This final fiscal year end statement will be issued as soon as possible after they receive the final FMV's from the investment managers.



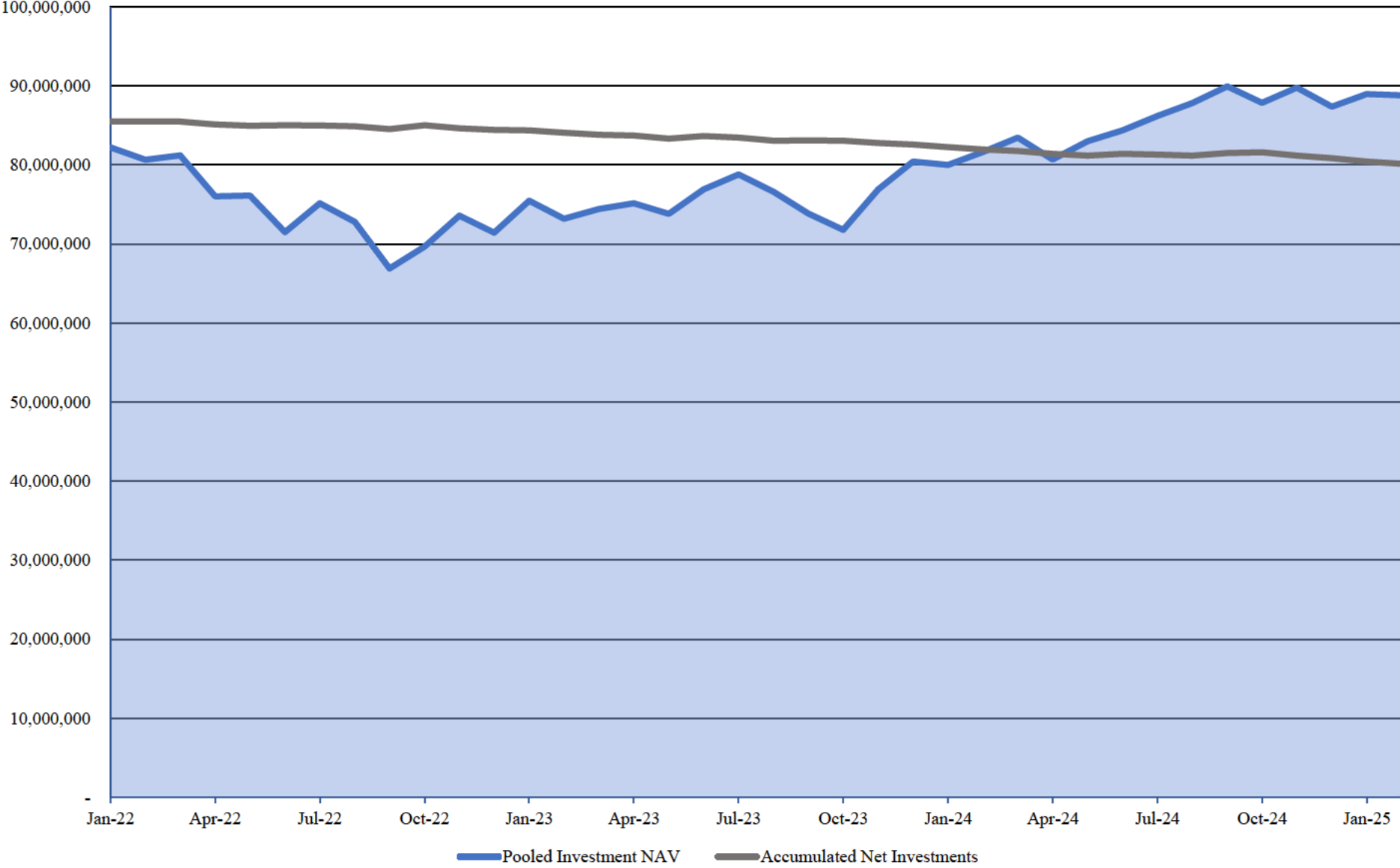
---

## Other Supplementary Information

---

# Buffalo Grove Firefighters' Pension Fund

## Pooled Investment NAV vs Accumulated Net Investments

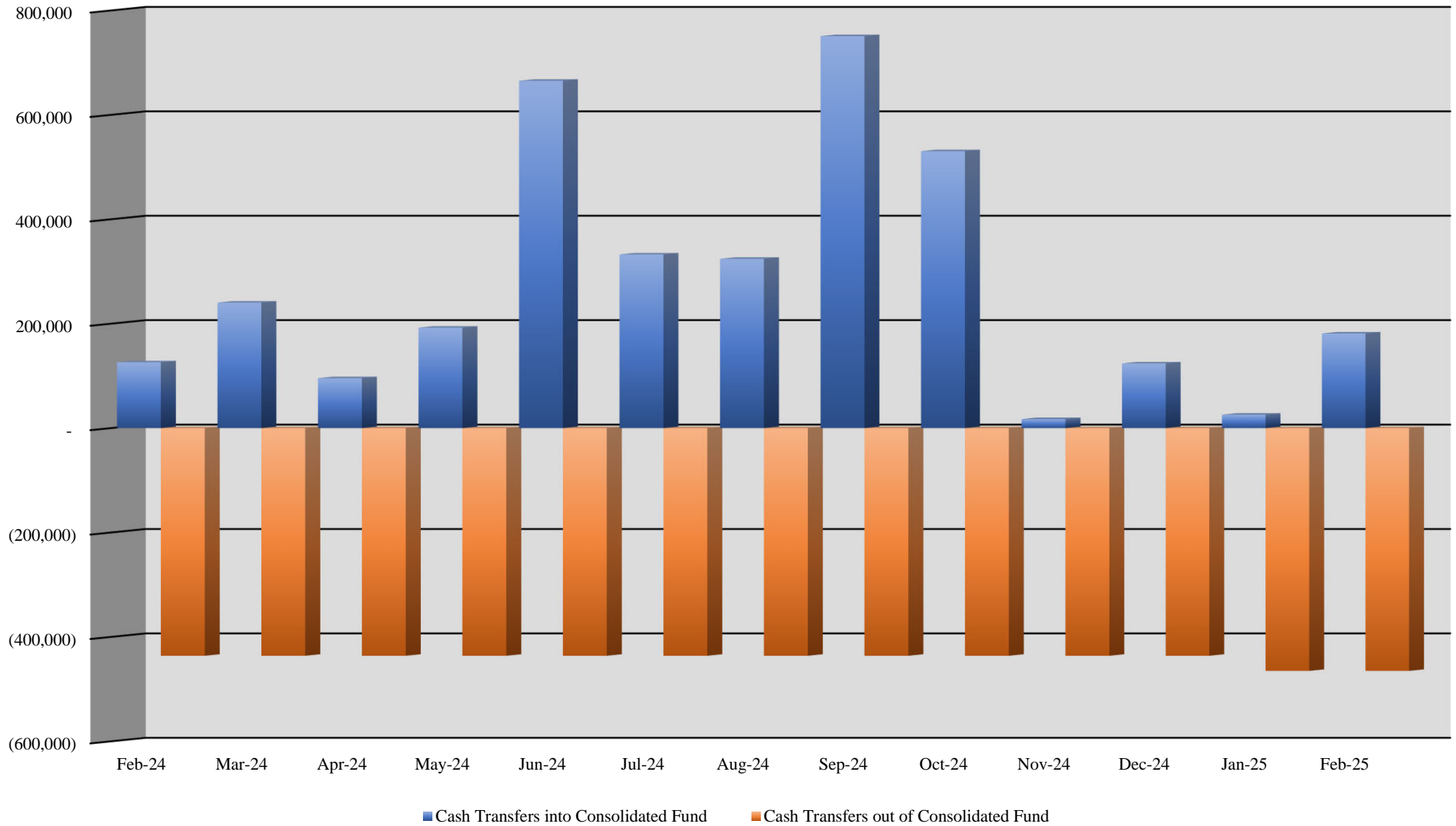


**Buffalo Grove Firefighters' Pension Fund**  
**Cash Analysis Report**  
**For the Twelve Periods Ending February 28, 2025**

	<u>03/31/24</u>	<u>04/30/24</u>	<u>05/31/24</u>	<u>06/30/24</u>	<u>07/31/24</u>	<u>08/31/24</u>	<u>09/30/24</u>	<u>10/31/24</u>	<u>11/30/24</u>	<u>12/31/24</u>	<u>01/31/25</u>	<u>02/28/25</u>
<b><u>Financial Institutions</u></b>												
BMO Bank - CK	\$ 2,739	10,282	10,002	10,079	5,351	14,400	22,459	19,304	10,017	9,977	6,767	9,954
	<u>2,739</u>	<u>10,282</u>	<u>10,002</u>	<u>10,079</u>	<u>5,351</u>	<u>14,400</u>	<u>22,459</u>	<u>19,304</u>	<u>10,017</u>	<u>9,977</u>	<u>6,767</u>	<u>9,954</u>
Schwab - MM	507,851	461,932	438,319	649,597	539,587	506,444	494,070	100,000	152,483	100,769	173,389	147,377
	<u>507,851</u>	<u>461,932</u>	<u>438,319</u>	<u>649,597</u>	<u>539,587</u>	<u>506,444</u>	<u>494,070</u>	<u>100,000</u>	<u>152,483</u>	<u>100,769</u>	<u>173,389</u>	<u>147,377</u>
<b>Total</b>	<b><u>510,590</u></b>	<b><u>472,214</u></b>	<b><u>448,321</u></b>	<b><u>659,676</u></b>	<b><u>544,938</u></b>	<b><u>520,844</u></b>	<b><u>516,529</u></b>	<b><u>119,304</u></b>	<b><u>162,500</u></b>	<b><u>110,746</u></b>	<b><u>180,156</u></b>	<b><u>157,331</u></b>
<b><u>Contributions</u></b>												
Current Tax	210,955	-	99,670	805,934	154,069	216,410	690,548	87,474	4,229	7,045	-	79,507
Contributions - Current Year	47,694	47,819	49,000	49,438	49,301	72,770	47,334	47,230	47,229	47,158	72,430	48,489
Contributions - Prior Year	-	-	193	-	-	-	-	-	-	-	-	-
Interest Received from Members	-	-	13	-	-	-	-	-	-	-	-	-
	<u>258,649</u>	<u>47,819</u>	<u>148,876</u>	<u>855,372</u>	<u>203,370</u>	<u>289,180</u>	<u>737,882</u>	<u>134,704</u>	<u>51,458</u>	<u>54,203</u>	<u>72,430</u>	<u>127,996</u>
<b><u>Expenses</u></b>												
Pension Benefits	412,304	412,304	412,304	412,304	413,853	414,831	414,831	436,409	420,929	421,151	432,214	432,214
Administration	21,351	21,105	21,679	4,558	24,213	21,622	23,225	16,383	12,812	29,238	15,686	9,788
	<u>433,655</u>	<u>433,409</u>	<u>433,983</u>	<u>416,862</u>	<u>438,066</u>	<u>436,453</u>	<u>438,056</u>	<u>452,792</u>	<u>433,741</u>	<u>450,389</u>	<u>447,900</u>	<u>442,002</u>
<b>Total Contributions less Expenses</b>	<b><u>(175,006)</u></b>	<b><u>(385,590)</u></b>	<b><u>(285,107)</u></b>	<b><u>438,510</u></b>	<b><u>(234,696)</u></b>	<b><u>(147,273)</u></b>	<b><u>299,826</u></b>	<b><u>(318,088)</u></b>	<b><u>(382,283)</u></b>	<b><u>(396,186)</u></b>	<b><u>(375,470)</u></b>	<b><u>(314,006)</u></b>

# Buffalo Grove Firefighters' Pension Fund

## Cash Transfers to/from Consolidated Fund



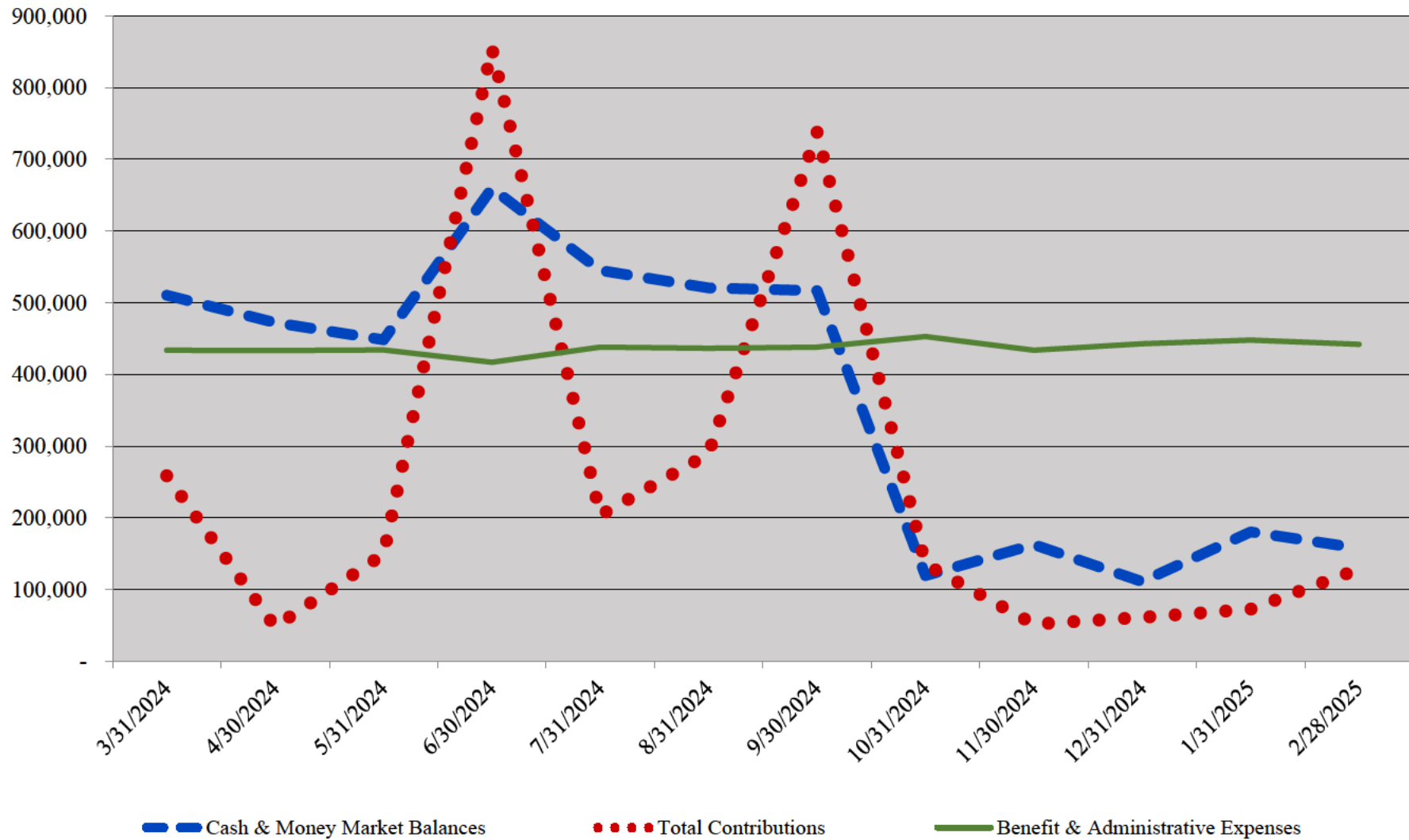
# Buffalo Grove Firefighters' Pension Fund

## Revenue Report as of February 28, 2025

	<u>Received this Month</u>	<u>Received this Year</u>
<b><u>Contributions</u></b>		
Contributions - Municipal		
41-210-00 - Current Tax	\$ 79,506.73	79,506.73
	<u>79,506.73</u>	<u>79,506.73</u>
Contributions - Members		
41-410-00 - Contributions - Current Year	48,488.83	120,919.14
	<u>48,488.83</u>	<u>120,919.14</u>
<b>Total Contributions</b>	<b><u>127,995.56</u></b>	<b><u>200,425.87</u></b>
<b><u>Investment Income</u></b>		
Interest and Dividends		
43-252-04 - Schwab - Fixed Income	616.28	805.37
43-800-01 - IFPIF Consolidated Pool Dividend	41,571.14	70,423.47
43-800-02 - IFPIF Consolidated Pool Interest	87,691.61	183,295.15
43-800-03 - IFPIF Contribution Interest	3.07	20.35
43-800-05 - IFPIF Consolidated Pool Private Equity/Real Estate Income	16.21	7,536.04
	<u>129,898.31</u>	<u>262,080.38</u>
Gains and Losses		
44-800-01 - IFPIF Consolidated Pool - Unrealized	(133,117.77)	1,331,677.80
44-800-02 - IFPIF Consolidated Pool - Realized	126,560.81	594,547.12
	<u>(6,556.96)</u>	<u>1,926,224.92</u>
<b>Total Investment Income</b>	<b><u>123,341.35</u></b>	<b><u>2,188,305.30</u></b>
<b>Total Revenue</b>	<b><u>251,336.91</u></b>	<b><u>2,388,731.17</u></b>

# Buffalo Grove Firefighters' Pension Fund

## Cash Analysis Summary



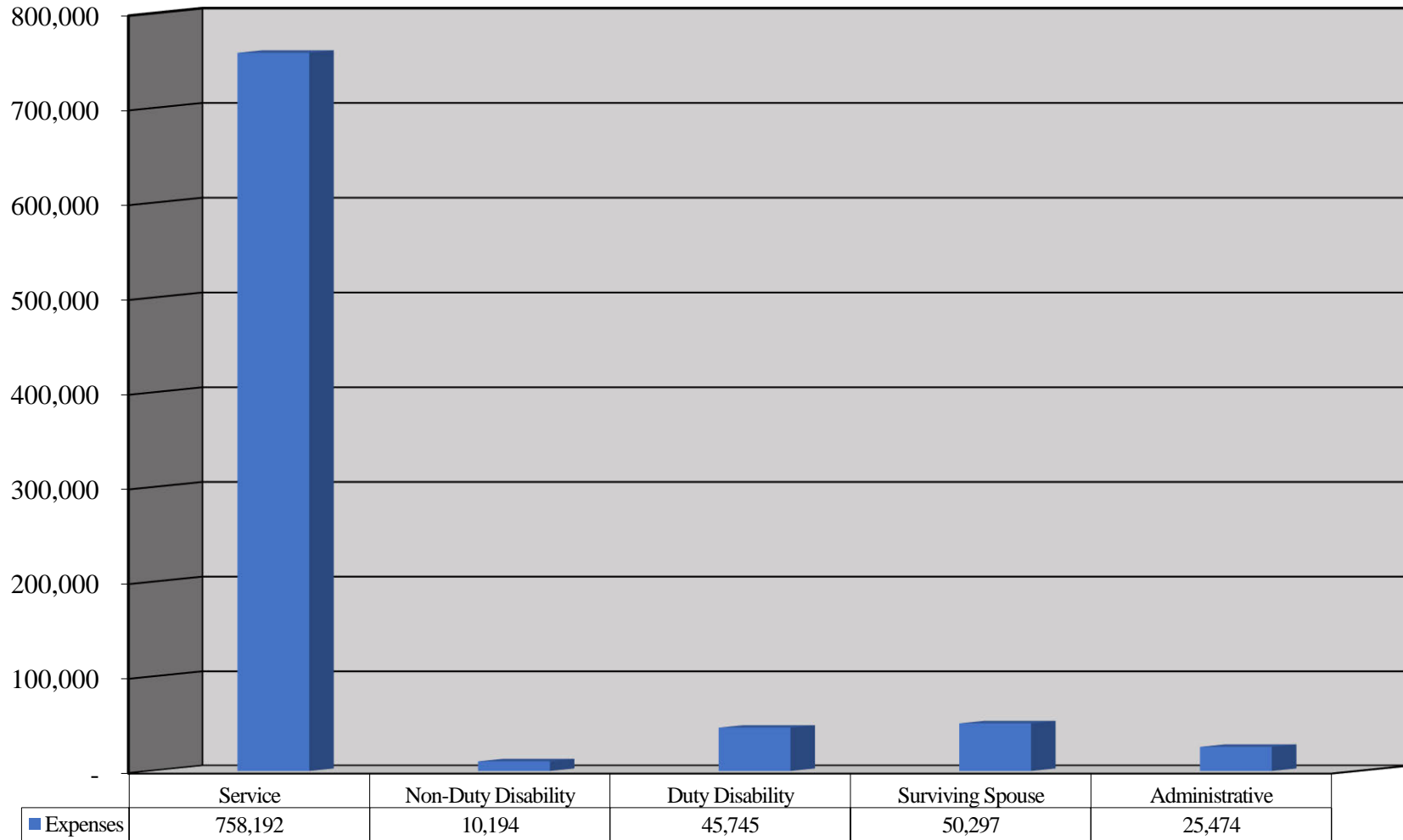
# Buffalo Grove Firefighters' Pension Fund

## Expense Report as of February 28, 2025

	<b>Expended this Month</b>	<b>Expended this Year</b>
<b><u>Pensions and Benefits</u></b>		
51-020-00 - Service Pensions	\$ 377,259.71	758,192.03
51-030-00 - Non-Duty Disability Pensions	5,097.09	10,194.18
51-040-00 - Duty Disability Pensions	22,872.72	45,745.44
51-060-00 - Surviving Spouse Pensions	26,984.61	50,296.61
<b>Total Pensions and Benefits</b>	<b>432,214.13</b>	<b>864,428.26</b>
<b><u>Administrative</u></b>		
Professional Services		
52-170-02 - Auditing Services	0.00	3,282.50
52-170-03 - Accounting & Bookkeeping Services	1,610.00	2,790.00
52-170-05 - Legal Services	0.00	4,475.00
52-170-06 - PSA/Court Reporter	1,250.00	2,465.00
	2,860.00	13,012.50
Investment		
52-190-04 - Bank Fees	38.84	81.84
52-195-02 - Other Fee & Expenses (IFPIF)	4,390.00	7,280.45
52-195-03 - Management Fee (IFPIF)	2,110.91	2,110.91
52-195-05 - Other Expenses (IFPIF)	95.40	181.94
52-195-06 - Swap Fees (IFPIF)	4.14	6.54
52-195-07 - Private Equity and Real Estate Fees (IFPIF)	288.62	2,799.88
	6,927.91	12,461.56
<b>Total Administrative</b>	<b>9,787.91</b>	<b>25,474.06</b>
<b>Total Expenses</b>	<b>442,002.04</b>	<b>889,902.32</b>

## Buffalo Grove Firefighters' Pension Fund

### Pension Benefits and Expenses



**Buffalo Grove Firefighters' Pension Fund**  
**Member Contribution Report**  
**As of Month Ended February 28, 2025**

Name	Thru Prior Fiscal Year	Current Fiscal Year	Service Purchase	Refunds	Total Contributions
Baniqued, Dustin J.	\$ 39,260.30	1,921.70	0.00	0.00	41,182.00
Beck, Brian D.	278,626.43	3,101.95	0.00	0.00	281,728.38
Beckman, Robert L.	117,831.48	2,553.65	0.00	0.00	120,385.13
Budnik, Alec R.	45,956.26	2,015.14	0.00	0.00	47,971.40
Caballero, Alfredo A.	113,258.22	2,553.65	0.00	0.00	115,811.87
Carroll, James R.	106,428.86	2,209.70	0.00	0.00	108,638.56
Chrencik, Brian J.	32,294.00	1,792.15	0.00	0.00	34,086.15
Collins, Shawn J.	237,165.40	3,260.60	0.00	0.00	240,426.00
Dalton, Kyle M.	42,180.16	1,921.70	0.00	0.00	44,101.86
Dinsmore, Patrick S.	220,518.82	2,304.25	0.00	0.00	222,823.07
Ditthardt, Kyle S.	51,781.64	2,060.75	0.00	0.00	53,842.39
Doll, Franklin C.	149,965.74	2,285.34	0.00	0.00	152,251.08
Dorsey, Steven M.	222,169.79	441.94	0.00	0.00	222,611.73
Downey, Daniel J.	66,023.88	2,337.57	0.00	0.00	68,361.45
Eaton, Austin R.	27,460.31	1,671.20	0.00	0.00	29,131.51
Gatto, Kevin	232,499.63	2,304.25	0.00	0.00	234,803.88
Gemmel, John M.	14,981.68	1,558.55	0.00	0.00	16,540.23
Gleeson, Michael T.	21,552.50	1,648.67	0.00	0.00	23,201.17
Herrmann, Robert W.	170,183.64	3,025.55	0.00	0.00	173,209.19
Himmelspach, Joshua R.	112,606.46	2,266.43	0.00	0.00	114,872.89
Hopp, Landon S.	9,573.21	1,607.15	0.00	0.00	11,180.36
Huh, Jay	87,414.64	2,209.70	0.00	0.00	89,624.34
Kane, Lawrence J.	40,642.29	3,602.60	0.00	0.00	44,244.89
Kaplan, Timothy M.	21,555.82	1,648.67	0.00	0.00	23,204.49
Kieras, Kamil K.	3,659.45	1,355.35	0.00	0.00	5,014.80
Kiotis, Alexandra N.	6,434.68	1,414.21	0.00	0.00	7,848.89
Kolder, Charles A.	153,650.28	2,209.70	0.00	0.00	155,859.98
Kruse, Cody R.	60,852.22	2,209.70	0.00	0.00	63,061.92
Kujawowicz, Piotr A.	45,953.33	2,015.14	0.00	0.00	47,968.47
Manka, Michael J.	57,215.01	2,209.70	0.00	0.00	59,424.71
McCarthy, Ryan K.	112,616.92	2,266.43	0.00	0.00	114,883.35
McCormick, Chad W.	113,356.68	2,610.38	0.00	0.00	115,967.06
Morris, Jeffery W.	252,736.47	2,553.65	0.00	0.00	255,290.12
Navarro, William A.	176,579.96	2,860.95	0.00	0.00	179,440.91

**Buffalo Grove Firefighters' Pension Fund**  
**Member Contribution Report**  
**As of Month Ended February 28, 2025**

Name	Thru Prior Fiscal Year	Current Fiscal Year	Service Purchase	Refunds	Total Contributions
Otto, Nicholas E.	182,886.63	2,648.20	0.00	0.00	185,534.83
Pasquarella, Daniel L.	151,407.69	2,841.44	0.00	0.00	154,249.13
Petersen, Tyler M.	75,693.02	2,247.52	0.00	0.00	77,940.54
Potesta, Brian N.	115,143.52	2,209.70	0.00	0.00	117,353.22
Quill, Dennis W.	205,431.19	2,209.70	0.00	0.00	207,640.89
Renshaw, Scott A.	84,691.68	2,266.43	0.00	0.00	86,958.11
Rusin, Steven M.	249,976.99	2,553.65	0.00	0.00	252,530.64
Russell, Andrew L.	205,675.91	2,980.65	0.00	0.00	208,656.56
Schroeder, Adam T.	35,652.64	1,792.15	0.00	0.00	37,444.79
Schroeder, Philip Q.	54,288.27	2,098.57	0.00	0.00	56,386.84
Senese, Jacob M.	35,660.97	1,792.15	0.00	0.00	37,453.12
Shin, Anthony J.	28,177.71	1,671.20	0.00	0.00	29,848.91
Solecki, Joseph R.	84,683.93	2,266.43	0.00	0.00	86,950.36
Steadman, Gary L.	60,843.85	2,209.70	0.00	0.00	63,053.55
Sutherland, Eric S.	55,690.07	2,187.94	0.00	0.00	57,878.01
Vena, James D.	178,957.60	2,553.65	0.00	0.00	181,511.25
Wehrheim, Nicklaus J.	106,403.23	2,209.70	0.00	0.00	108,612.93
Whisler, Kenneth G.	31,482.21	1,792.15	0.00	0.00	33,274.36
Wojcik, Andrew C.	54,291.97	2,098.57	0.00	0.00	56,390.54
Wood, Scott A.	112,672.32	2,266.43	0.00	0.00	114,938.75
Zabilka, David G.	46,260.23	2,015.14	0.00	0.00	48,275.37
<b>Totals</b>	<b>5,600,957.79</b>	<b>120,919.14</b>	<b>0.00</b>	<b>0.00</b>	<b>5,721,876.93</b>

Batches 75070

Buffalo Grove Firefighters' Pension Fund

Multiple Batch Report

Check Date 2/28/2025

SSN	Family ID	Employee Name Alt Payee Name	ACH	Retro Check #	Net Amount	Member Gross	Health Insurance	Vision Insurance	Dental Insurance	QILDRO Deduct	Federal Tax
<u>Duty Disability</u>											
***_**1742											
	100884	Domar, John	<input checked="" type="checkbox"/>	<input type="checkbox"/> 0	\$3,794.00	\$5,237.93	\$0.00	\$0.00	\$0.00	\$0.00	\$0.00
	100884	Payment to Metro Federal Credit Union, Domar -	<input checked="" type="checkbox"/>	<input type="checkbox"/> 0	\$1,443.93	\$0.00	\$0.00	\$0.00	\$0.00	\$0.00	\$0.00
		<b>***_**1742 Subtotal:</b>			\$5,237.93	\$5,237.93	\$0.00	\$0.00	\$0.00	\$0.00	\$0.00
***_**1781											
	100888	Gough, Thomas E.	<input checked="" type="checkbox"/>	<input type="checkbox"/> 0	\$5,720.33	\$6,595.33	\$0.00	\$0.00	\$0.00	\$0.00	\$0.00
	100888	Payment to Metro Federal Credit Union, Gough -	<input checked="" type="checkbox"/>	<input type="checkbox"/> 0	\$875.00	\$0.00	\$0.00	\$0.00	\$0.00	\$0.00	\$0.00
		<b>***_**1781 Subtotal:</b>			\$6,595.33	\$6,595.33	\$0.00	\$0.00	\$0.00	\$0.00	\$0.00
***_**2974											
	100890	Newkirk, Jeffrey E.	<input checked="" type="checkbox"/>	<input type="checkbox"/> 0	\$5,790.38	\$5,870.10	\$0.00	\$8.12	\$71.60	\$0.00	\$0.00
		<b>***_**2974 Subtotal:</b>			\$5,790.38	\$5,870.10	\$0.00	\$8.12	\$71.60	\$0.00	\$0.00
***_**9918											
	103754	Paleka, Kurk P.	<input checked="" type="checkbox"/>	<input type="checkbox"/> 0	\$5,089.64	\$5,169.36	\$0.00	\$8.12	\$71.60	\$0.00	\$0.00
		<b>***_**9918 Subtotal:</b>			\$5,089.64	\$5,169.36	\$0.00	\$8.12	\$71.60	\$0.00	\$0.00
		<b>Duty Disability Subtotal:</b>			\$22,713.28	\$22,872.72	\$0.00	\$16.24	\$143.20	\$0.00	\$0.00

See Accountants' Compilation Report

Batches 75070

Buffalo Grove Firefighters' Pension Fund

Multiple Batch Report

Check Date 2/28/2025

SSN	Family ID	Employee Name Alt Payee Name	ACH	Retro Check #	Net Amount	Member Gross	Health Insurance	Vision Insurance	Dental Insurance	QILDRO Deduct	Federal Tax
<u>Non-Duty Disability</u>											
***-**-2508	127521	Simmons Jr, William A.	<input checked="" type="checkbox"/>	<input type="checkbox"/> 0	\$4,825.09	\$5,097.09	\$0.00	\$0.00	\$0.00	\$0.00	\$272.00
<b>***-**-2508 Subtotal:</b>					\$4,825.09	\$5,097.09	\$0.00	\$0.00	\$0.00	\$0.00	\$272.00
<b>Non-Duty Disability Subtotal:</b>					\$4,825.09	\$5,097.09	\$0.00	\$0.00	\$0.00	\$0.00	\$272.00
<u>QILDRO</u>											
***-**-7714	Q126423	Eitermann, Jaclynn	<input checked="" type="checkbox"/>	<input type="checkbox"/> 0	\$1,508.09	\$1,576.09	\$0.00	\$0.00	\$0.00	\$0.00	\$68.00
<b>***-**-7714 Subtotal:</b>					\$1,508.09	\$1,576.09	\$0.00	\$0.00	\$0.00	\$0.00	\$68.00
***-**-6526	Q126771	Pound, Michelle C.	<input type="checkbox"/>	<input type="checkbox"/> 265	\$2,408.45	\$2,592.45	\$0.00	\$0.00	\$0.00	\$0.00	\$184.00
<b>***-**-6526 Subtotal:</b>					\$2,408.45	\$2,592.45	\$0.00	\$0.00	\$0.00	\$0.00	\$184.00
***-**-3018	Q120815	Romagnano, Carla M.	<input checked="" type="checkbox"/>	<input type="checkbox"/> 0	\$2,925.40	\$3,394.98	\$0.00	\$0.00	\$0.00	\$0.00	\$469.58
<b>***-**-3018 Subtotal:</b>					\$2,925.40	\$3,394.98	\$0.00	\$0.00	\$0.00	\$0.00	\$469.58
<b>QILDRO Subtotal:</b>					\$6,841.94	\$7,563.52	\$0.00	\$0.00	\$0.00	\$0.00	\$721.58

Batches 75070

Buffalo Grove Firefighters' Pension Fund

Multiple Batch Report

Check Date 2/28/2025

SSN	Family ID	Employee Name Alt Payee Name	ACH	Retro Check #	Net Amount	Member Gross	Health Insurance	Vision Insurance	Dental Insurance	QILDRO Deduct	Federal Tax
<u>Service</u>											
***_**6294	120095	Alexander, Joseph S.	<input checked="" type="checkbox"/>	<input type="checkbox"/> 0	\$7,801.00	\$10,769.75	\$1,149.14	\$6.68	\$60.05	\$0.00	\$1,752.88
		<b>***_**6294 Subtotal:</b>			\$7,801.00	\$10,769.75	\$1,149.14	\$6.68	\$60.05	\$0.00	\$1,752.88
***_**3062	115748	Anderson, Mark E.	<input checked="" type="checkbox"/>	<input type="checkbox"/> 0	\$7,804.80	\$8,623.80	\$0.00	\$0.00	\$0.00	\$0.00	\$819.00
		<b>***_**3062 Subtotal:</b>			\$7,804.80	\$8,623.80	\$0.00	\$0.00	\$0.00	\$0.00	\$819.00
***_**7435	114107	Anderson, Russell L.	<input checked="" type="checkbox"/>	<input type="checkbox"/> 0	\$7,935.47	\$9,188.48	\$0.00	\$0.00	\$0.00	\$0.00	\$1,253.01
		<b>***_**7435 Subtotal:</b>			\$7,935.47	\$9,188.48	\$0.00	\$0.00	\$0.00	\$0.00	\$1,253.01
***_**5322	100893	Andres, Lawrence E.	<input checked="" type="checkbox"/>	<input type="checkbox"/> 0	\$6,273.03	\$8,442.34	\$693.77	\$0.00	\$42.54	\$0.00	\$1,433.00
		<b>***_**5322 Subtotal:</b>			\$6,273.03	\$8,442.34	\$693.77	\$0.00	\$42.54	\$0.00	\$1,433.00
***_**9898	126734	Baker, William M.	<input checked="" type="checkbox"/>	<input type="checkbox"/> 0	\$2,416.60	\$2,526.60	\$0.00	\$0.00	\$0.00	\$0.00	\$110.00
		<b>***_**9898 Subtotal:</b>			\$2,416.60	\$2,526.60	\$0.00	\$0.00	\$0.00	\$0.00	\$110.00

See Accountants' Compilation Report

Batches 75070

Buffalo Grove Firefighters' Pension Fund

Multiple Batch Report

Check Date 2/28/2025

SSN	Family ID	Employee Name Alt Payee Name	ACH	Retro Check #	Net Amount	Member Gross	Health Insurance	Vision Insurance	Dental Insurance	QILDRO Deduct	Federal Tax
***-**-4246	115751	Barna, Brian S.	<input checked="" type="checkbox"/>	<input type="checkbox"/> 0	\$7,946.32	\$10,468.38	\$816.19	\$5.07	\$42.54	\$0.00	\$1,658.26
		<b>***-**-4246 Subtotal:</b>			\$7,946.32	\$10,468.38	\$816.19	\$5.07	\$42.54	\$0.00	\$1,658.26
***-**-4154	100899	Belfield, Gary L.	<input checked="" type="checkbox"/>	<input type="checkbox"/> 0	\$8,626.57	\$10,492.88	\$0.00	\$0.00	\$0.00	\$0.00	\$1,387.41
	100899	Payment to Metro Federal Credit Union, Belfield -	<input checked="" type="checkbox"/>	<input type="checkbox"/> 0	\$478.90	\$0.00	\$0.00	\$0.00	\$0.00	\$0.00	\$0.00
		<b>***-**-4154 Subtotal:</b>			\$9,105.47	\$10,492.88	\$0.00	\$0.00	\$0.00	\$0.00	\$1,387.41
***-**-5879	111865	Bills, Wendill E.	<input checked="" type="checkbox"/>	<input type="checkbox"/> 0	\$7,676.04	\$8,919.04	\$0.00	\$0.00	\$0.00	\$0.00	\$1,243.00
		<b>***-**-5879 Subtotal:</b>			\$7,676.04	\$8,919.04	\$0.00	\$0.00	\$0.00	\$0.00	\$1,243.00
***-**-4160	114786	Bird, Glenn A.	<input checked="" type="checkbox"/>	<input type="checkbox"/> 0	\$6,594.38	\$7,361.38	\$0.00	\$0.00	\$0.00	\$0.00	\$767.00
		<b>***-**-4160 Subtotal:</b>			\$6,594.38	\$7,361.38	\$0.00	\$0.00	\$0.00	\$0.00	\$767.00
***-**-4843	100878	Boyd, Michael J.	<input checked="" type="checkbox"/>	<input type="checkbox"/> 0	\$4,113.66	\$7,259.51	\$1,648.72	\$8.12	\$71.60	\$0.00	\$417.41
	100878	Payment to Metro Fed CU, Boyd -	<input checked="" type="checkbox"/>	<input type="checkbox"/> 0	\$1,000.00	\$0.00	\$0.00	\$0.00	\$0.00	\$0.00	\$0.00

See Accountants' Compilation Report

Batches 75070

Buffalo Grove Firefighters' Pension Fund

Multiple Batch Report

Check Date 2/28/2025

SSN	Family ID	Employee Name Alt Payee Name	ACH	Retro Check #	Net Amount	Member Gross	Health Insurance	Vision Insurance	Dental Insurance	QILDRO Deduct	Federal Tax
				0							
				<b>***-**4843 Subtotal:</b>	\$5,113.66	\$7,259.51	\$1,648.72	\$8.12	\$71.60	\$0.00	\$417.41
***-**0449											
	100894	Brecht, William K.	<input checked="" type="checkbox"/>	<input type="checkbox"/>	\$6,445.65	\$7,676.30	\$0.00	\$0.00	\$0.00	\$0.00	\$1,230.65
				0							
				<b>***-**0449 Subtotal:</b>	\$6,445.65	\$7,676.30	\$0.00	\$0.00	\$0.00	\$0.00	\$1,230.65
***-**7513											
	100895	Brown, John M.	<input checked="" type="checkbox"/>	<input type="checkbox"/>	\$6,116.20	\$6,623.15	\$0.00	\$0.00	\$0.00	\$0.00	\$506.95
				0							
				<b>***-**7513 Subtotal:</b>	\$6,116.20	\$6,623.15	\$0.00	\$0.00	\$0.00	\$0.00	\$506.95
***-**9253											
	115749	Buttliere, Randall J.	<input checked="" type="checkbox"/>	<input type="checkbox"/>	\$4,193.20	\$7,962.18	\$0.00	\$0.00	\$0.00	\$3,394.98	\$374.00
				0							
				<b>***-**9253 Subtotal:</b>	\$4,193.20	\$7,962.18	\$0.00	\$0.00	\$0.00	\$3,394.98	\$374.00
***-**0684											
	100885	Cantwell, Alfred W.	<input checked="" type="checkbox"/>	<input type="checkbox"/>	\$7,159.34	\$8,442.34	\$0.00	\$0.00	\$0.00	\$0.00	\$1,283.00
				0							
				<b>***-**0684 Subtotal:</b>	\$7,159.34	\$8,442.34	\$0.00	\$0.00	\$0.00	\$0.00	\$1,283.00
***-**6811											
	100886	Ciecko, Peter J.	<input checked="" type="checkbox"/>	<input type="checkbox"/>	\$10,363.19	\$11,995.19	\$0.00	\$0.00	\$0.00	\$0.00	\$1,632.00
				0							
				<b>***-**6811 Subtotal:</b>	\$10,363.19	\$11,995.19	\$0.00	\$0.00	\$0.00	\$0.00	\$1,632.00

See Accountants' Compilation Report

Batches 75070

Buffalo Grove Firefighters' Pension Fund

Multiple Batch Report

Check Date 2/28/2025

SSN	Family ID	Employee Name Alt Payee Name	ACH	Retro Check #	Net Amount	Member Gross	Health Insurance	Vision Insurance	Dental Insurance	QILDRO Deduct	Federal Tax
***-**-4164	100881	Deau Jr, Robert J.	<input checked="" type="checkbox"/>	<input type="checkbox"/> 0	\$5,742.44	\$6,701.44	\$0.00	\$0.00	\$0.00	\$0.00	\$959.00
		<b>***-**-4164 Subtotal:</b>			\$5,742.44	\$6,701.44	\$0.00	\$0.00	\$0.00	\$0.00	\$959.00
***-**-0246	115609	Durkin, Wendy L.	<input checked="" type="checkbox"/>	<input type="checkbox"/> 0	\$9,188.87	\$10,982.42	\$0.00	\$0.00	\$0.00	\$0.00	\$1,793.55
		<b>***-**-0246 Subtotal:</b>			\$9,188.87	\$10,982.42	\$0.00	\$0.00	\$0.00	\$0.00	\$1,793.55
***-**-8547	100889	Geniesse Jr, Gerard R.	<input checked="" type="checkbox"/>	<input type="checkbox"/> 0	\$6,584.88	\$8,477.63	\$816.19	\$5.07	\$42.54	\$0.00	\$1,028.95
		<b>***-**-8547 Subtotal:</b>			\$6,584.88	\$8,477.63	\$816.19	\$5.07	\$42.54	\$0.00	\$1,028.95
***-**-5756	100891	Gilleran, John T.	<input checked="" type="checkbox"/>	<input type="checkbox"/> 0	\$4,999.91	\$6,982.91	\$0.00	\$0.00	\$0.00	\$0.00	\$983.00
	100891	Payment to Metro Federal Credit Union, Gilleran -	<input checked="" type="checkbox"/>	<input type="checkbox"/> 0	\$1,000.00	\$0.00	\$0.00	\$0.00	\$0.00	\$0.00	\$0.00
		<b>***-**-5756 Subtotal:</b>			\$5,999.91	\$6,982.91	\$0.00	\$0.00	\$0.00	\$0.00	\$983.00
***-**-8457	100880	Hanley, Mitchell D.	<input checked="" type="checkbox"/>	<input type="checkbox"/> 0	\$4,524.49	\$6,121.49	\$0.00	\$0.00	\$0.00	\$0.00	\$797.00
	100880	Payment to Metro Federal Credit Union, Hanley -	<input checked="" type="checkbox"/>	<input type="checkbox"/> 0	\$800.00	\$0.00	\$0.00	\$0.00	\$0.00	\$0.00	\$0.00

See Accountants' Compilation Report

Batches 75070

Buffalo Grove Firefighters' Pension Fund

Multiple Batch Report

Check Date 2/28/2025 1

SSN	Family ID	Employee Name Alt Payee Name	ACH	Retro Check #	Net Amount	Member Gross	Health Insurance	Vision Insurance	Dental Insurance	QILDRO Deduct	Federal Tax
				0							
				<b>***-**8457 Subtotal:</b>	\$5,324.49	\$6,121.49	\$0.00	\$0.00	\$0.00	\$0.00	\$797.00
***-**1531											
	123545	Hauber, James P.	<input checked="" type="checkbox"/>	<input type="checkbox"/>	\$4,918.50	\$5,349.50	\$0.00	\$0.00	\$0.00	\$0.00	\$431.00
				0							
				<b>***-**1531 Subtotal:</b>	\$4,918.50	\$5,349.50	\$0.00	\$0.00	\$0.00	\$0.00	\$431.00
***-**2331											
	115793	Jason, John H.	<input checked="" type="checkbox"/>	<input type="checkbox"/>	\$3,314.39	\$7,431.35	\$0.00	\$0.00	\$0.00	\$0.00	\$786.00
				0							
	115793	Payment to Bank of America, Jason -	<input checked="" type="checkbox"/>	<input type="checkbox"/>	\$3,330.96	\$0.00	\$0.00	\$0.00	\$0.00	\$0.00	\$0.00
				0							
				<b>***-**2331 Subtotal:</b>	\$6,645.35	\$7,431.35	\$0.00	\$0.00	\$0.00	\$0.00	\$786.00
***-**3773											
	100897	Karol, Thad J.	<input checked="" type="checkbox"/>	<input type="checkbox"/>	\$5,633.06	\$6,880.76	\$346.89	\$2.54	\$21.27	\$0.00	\$877.00
				0							
				<b>***-**3773 Subtotal:</b>	\$5,633.06	\$6,880.76	\$346.89	\$2.54	\$21.27	\$0.00	\$877.00
***-**3495											
	111543	Kelly, David P.	<input checked="" type="checkbox"/>	<input type="checkbox"/>	\$5,551.99	\$6,901.30	\$693.77	\$0.00	\$42.54	\$0.00	\$613.00
				0							
				<b>***-**3495 Subtotal:</b>	\$5,551.99	\$6,901.30	\$693.77	\$0.00	\$42.54	\$0.00	\$613.00
***-**7092											
	113224	Lezon, Deborah A.	<input checked="" type="checkbox"/>	<input type="checkbox"/>	\$5,038.67	\$6,861.47	\$816.19	\$5.07	\$42.54	\$0.00	\$959.00

See Accountants' Compilation Report

Batches 75070

Buffalo Grove Firefighters' Pension Fund

Multiple Batch Report

Check Date 2/28/2025

SSN	Family ID	Employee Name Alt Payee Name	ACH	Retro Check #	Net Amount	Member Gross	Health Insurance	Vision Insurance	Dental Insurance	QILDRO Deduct	Federal Tax
				0							
				<b>***_**7092 Subtotal:</b>	\$5,038.67	\$6,861.47	\$816.19	\$5.07	\$42.54	\$0.00	\$959.00
***_**2619											
	117795	Lezon, Lawrence M.	<input checked="" type="checkbox"/>	<input type="checkbox"/>	\$7,824.16	\$8,964.16	\$0.00	\$0.00	\$0.00	\$0.00	\$1,140.00
				0							
				<b>***_**2619 Subtotal:</b>	\$7,824.16	\$8,964.16	\$0.00	\$0.00	\$0.00	\$0.00	\$1,140.00
***_**9246											
	100876	Lillig, George J.	<input checked="" type="checkbox"/>	<input type="checkbox"/>	\$5,181.32	\$5,625.05	\$0.00	\$0.00	\$0.00	\$0.00	\$443.73
				0							
				<b>***_**9246 Subtotal:</b>	\$5,181.32	\$5,625.05	\$0.00	\$0.00	\$0.00	\$0.00	\$443.73
***_**3408											
	113296	Mahan, David S.	<input checked="" type="checkbox"/>	<input type="checkbox"/>	\$6,577.29	\$8,516.29	\$0.00	\$0.00	\$0.00	\$0.00	\$1,039.00
				0							
	113296	Payment to Capital One, Mahan -	<input checked="" type="checkbox"/>	<input type="checkbox"/>	\$900.00	\$0.00	\$0.00	\$0.00	\$0.00	\$0.00	\$0.00
				0							
				<b>***_**3408 Subtotal:</b>	\$7,477.29	\$8,516.29	\$0.00	\$0.00	\$0.00	\$0.00	\$1,039.00
***_**8824											
	110943	Mussario, Mark J.	<input checked="" type="checkbox"/>	<input type="checkbox"/>	\$4,696.18	\$5,326.18	\$0.00	\$0.00	\$0.00	\$0.00	\$630.00
				0							
				<b>***_**8824 Subtotal:</b>	\$4,696.18	\$5,326.18	\$0.00	\$0.00	\$0.00	\$0.00	\$630.00
***_**8861											
	123484	Oeltgen, Mark E.	<input checked="" type="checkbox"/>	<input type="checkbox"/>	\$1,700.19	\$1,800.19	\$0.00	\$0.00	\$0.00	\$0.00	\$100.00

See Accountants' Compilation Report

Batches 75070

Buffalo Grove Firefighters' Pension Fund

Multiple Batch Report

Check Date 2/28/2025

SSN	Family ID	Employee Name Alt Payee Name	ACH	Retro Check #	Net Amount	Member Gross	Health Insurance	Vision Insurance	Dental Insurance	QILDRO Deduct	Federal Tax
				0							
				<b>***-**8861 Subtotal:</b>	\$1,700.19	\$1,800.19	\$0.00	\$0.00	\$0.00	\$0.00	\$100.00
***-**6346											
	112338	Olsen, Scott J.	<input checked="" type="checkbox"/>	<input type="checkbox"/>	\$8,213.52	\$9,157.52	\$0.00	\$0.00	\$0.00	\$0.00	\$944.00
				0							
				<b>***-**6346 Subtotal:</b>	\$8,213.52	\$9,157.52	\$0.00	\$0.00	\$0.00	\$0.00	\$944.00
***-**6185											
	100900	Pearson, Daniel K.	<input checked="" type="checkbox"/>	<input type="checkbox"/>	\$8,074.73	\$11,698.87	\$0.00	\$0.00	\$0.00	\$1,576.09	\$1,693.00
				0							
	100900	Payment to Metro Federal Credit Union, Pearson -	<input checked="" type="checkbox"/>	<input type="checkbox"/>	\$25.00	\$0.00	\$0.00	\$0.00	\$0.00	\$0.00	\$0.00
				0							
	100900	Payment to Metro Federal Credit Union, Pearson -	<input checked="" type="checkbox"/>	<input type="checkbox"/>	\$330.05	\$0.00	\$0.00	\$0.00	\$0.00	\$0.00	\$0.00
				0							
				<b>***-**6185 Subtotal:</b>	\$8,429.78	\$11,698.87	\$0.00	\$0.00	\$0.00	\$1,576.09	\$1,693.00
***-**6758											
	110203	Peebles, John W.	<input checked="" type="checkbox"/>	<input type="checkbox"/>	\$6,276.59	\$6,973.59	\$0.00	\$0.00	\$0.00	\$0.00	\$697.00
				0							
				<b>***-**6758 Subtotal:</b>	\$6,276.59	\$6,973.59	\$0.00	\$0.00	\$0.00	\$0.00	\$697.00
***-**3191											
	125697	Pound, Clark J.	<input checked="" type="checkbox"/>	<input type="checkbox"/>	\$3,227.47	\$7,848.14	\$824.36	\$4.06	\$35.80	\$2,592.45	\$1,164.00
				0							
				<b>***-**3191 Subtotal:</b>	\$3,227.47	\$7,848.14	\$824.36	\$4.06	\$35.80	\$2,592.45	\$1,164.00

See Accountants' Compilation Report

Batches 75070

Buffalo Grove Firefighters' Pension Fund

Multiple Batch Report

Check Date 2/28/2025

SSN	Family ID	Employee Name Alt Payee Name	ACH	Retro Check #	Net Amount	Member Gross	Health Insurance	Vision Insurance	Dental Insurance	QILDRO Deduct	Federal Tax
***-**-3821	100882	Sashko, Timothy E.	<input checked="" type="checkbox"/>	<input type="checkbox"/> 0	\$10,705.31	\$11,675.10	\$0.00	\$0.00	\$0.00	\$0.00	\$969.79
		<b>***-**-3821 Subtotal:</b>			\$10,705.31	\$11,675.10	\$0.00	\$0.00	\$0.00	\$0.00	\$969.79
***-**-2247	118843	Schiradelly, Richard K.	<input checked="" type="checkbox"/>	<input type="checkbox"/> 0	\$6,736.28	\$7,570.28	\$0.00	\$0.00	\$0.00	\$0.00	\$834.00
		<b>***-**-2247 Subtotal:</b>			\$6,736.28	\$7,570.28	\$0.00	\$0.00	\$0.00	\$0.00	\$834.00
***-**-8150	100883	Schwarz, Scott R.	<input checked="" type="checkbox"/>	<input type="checkbox"/> 0	\$5,439.34	\$6,072.13	\$0.00	\$0.00	\$0.00	\$0.00	\$632.79
		<b>***-**-8150 Subtotal:</b>			\$5,439.34	\$6,072.13	\$0.00	\$0.00	\$0.00	\$0.00	\$632.79
***-**-8900	100892	Shurba Jr, Anthony J.	<input checked="" type="checkbox"/>	<input type="checkbox"/> 0	\$6,384.24	\$6,907.24	\$0.00	\$0.00	\$0.00	\$0.00	\$523.00
		<b>***-**-8900 Subtotal:</b>			\$6,384.24	\$6,907.24	\$0.00	\$0.00	\$0.00	\$0.00	\$523.00
***-**-4498	100902	Skalla, Donald W.	<input checked="" type="checkbox"/>	<input type="checkbox"/> 0	\$4,863.21	\$6,384.52	\$693.77	\$0.00	\$42.54	\$0.00	\$785.00
		<b>***-**-4498 Subtotal:</b>			\$4,863.21	\$6,384.52	\$693.77	\$0.00	\$42.54	\$0.00	\$785.00
***-**-2763	100901	Swieca, Larry K.	<input checked="" type="checkbox"/>	<input type="checkbox"/> 0	\$8,264.94	\$10,492.88	\$0.00	\$0.00	\$71.60	\$0.00	\$778.50

See Accountants' Compilation Report

Batches 75070

Buffalo Grove Firefighters' Pension Fund

Multiple Batch Report

Check Date 2/28/2025 1

SSN	Family ID	Employee Name Alt Payee Name	ACH	Retro Check #	Net Amount	Member Gross	Health Insurance	Vision Insurance	Dental Insurance	QILDRO Deduct	Federal Tax
				0							
	100901	Payment to Metro Federal Credit Union, Swieca -	<input checked="" type="checkbox"/>	<input type="checkbox"/>	\$1,377.84	\$0.00	\$0.00	\$0.00	\$0.00	\$0.00	\$0.00
				0							
				<b>***_**2763 Subtotal:</b>	\$9,642.78	\$10,492.88	\$0.00	\$0.00	\$71.60	\$0.00	\$778.50
***_**5299											
	117479	Tallas, Karl S.	<input checked="" type="checkbox"/>	<input type="checkbox"/>	\$4,796.88	\$5,260.88	\$0.00	\$0.00	\$0.00	\$0.00	\$464.00
				0							
				<b>***_**5299 Subtotal:</b>	\$4,796.88	\$5,260.88	\$0.00	\$0.00	\$0.00	\$0.00	\$464.00
***_**7738											
	100896	Tierney, Paul N.	<input checked="" type="checkbox"/>	<input type="checkbox"/>	\$8,418.66	\$10,101.69	\$0.00	\$0.00	\$0.00	\$0.00	\$1,683.03
				0							
				<b>***_**7738 Subtotal:</b>	\$8,418.66	\$10,101.69	\$0.00	\$0.00	\$0.00	\$0.00	\$1,683.03
***_**8360											
	123210	Two Bulls Jr, Ronald S.	<input checked="" type="checkbox"/>	<input type="checkbox"/>	\$7,255.55	\$8,459.55	\$0.00	\$0.00	\$0.00	\$0.00	\$1,204.00
				0							
				<b>***_**8360 Subtotal:</b>	\$7,255.55	\$8,459.55	\$0.00	\$0.00	\$0.00	\$0.00	\$1,204.00
***_**6077											
	122052	Wagner, William J.	<input checked="" type="checkbox"/>	<input type="checkbox"/>	\$10,124.98	\$11,375.98	\$0.00	\$0.00	\$0.00	\$0.00	\$1,251.00
				0							
				<b>***_**6077 Subtotal:</b>	\$10,124.98	\$11,375.98	\$0.00	\$0.00	\$0.00	\$0.00	\$1,251.00
***_**0292											
	100877	Wieser Jr, Joseph G.	<input checked="" type="checkbox"/>	<input type="checkbox"/>	\$7,100.61	\$10,340.58	\$1,509.97	\$0.00	\$0.00	\$0.00	\$1,730.00

See Accountants' Compilation Report

Batches 75070

Buffalo Grove Firefighters' Pension Fund

Multiple Batch Report

Check Date 2/28/2025

SSN	Family ID	Employee Name Alt Payee Name	ACH	Retro Check #	Net Amount	Member Gross	Health Insurance	Vision Insurance	Dental Insurance	QILDRO Deduct	Federal Tax
				0							
				<b>***-**0292 Subtotal:</b>	\$7,100.61	\$10,340.58	\$1,509.97	\$0.00	\$0.00	\$0.00	\$1,730.00
***-**0224											
	100887	Wisniewski, Thomas E.	<input checked="" type="checkbox"/>	<input type="checkbox"/>	\$6,772.24	\$8,443.92	\$693.77	\$5.07	\$42.54	\$0.00	\$930.30
				0							
				<b>***-**0224 Subtotal:</b>	\$6,772.24	\$8,443.92	\$693.77	\$5.07	\$42.54	\$0.00	\$930.30
***-**2916											
	111555	Zarnecki, Kenneth P.	<input checked="" type="checkbox"/>	<input type="checkbox"/>	\$5,981.41	\$8,823.38	\$648.72	\$8.12	\$71.60	\$0.00	\$1,313.53
				0							
	111555	Payment to Metro Federal Credit Union, Zarnecki -	<input checked="" type="checkbox"/>	<input type="checkbox"/>	\$800.00	\$0.00	\$0.00	\$0.00	\$0.00	\$0.00	\$0.00
				0							
				<b>***-**2916 Subtotal:</b>	\$6,781.41	\$8,823.38	\$648.72	\$8.12	\$71.60	\$0.00	\$1,313.53
				<b>Service Subtotal:</b>	\$311,620.50	\$377,259.71	\$11,351.45	\$49.80	\$629.70	\$7,563.52	\$46,044.74
<u>Surviving Spouse</u>											
***-**8449											
	100879	Barry, Cynthia L.	<input checked="" type="checkbox"/>	<input type="checkbox"/>	\$3,467.04	\$3,672.61	\$0.00	\$0.00	\$0.00	\$0.00	\$205.57
				0							
				<b>***-**8449 Subtotal:</b>	\$3,467.04	\$3,672.61	\$0.00	\$0.00	\$0.00	\$0.00	\$205.57
***-**5233											
	101573	Calibraro, Mrs. Deborah A.	<input checked="" type="checkbox"/>	<input type="checkbox"/>	\$2,474.83	\$2,761.61	\$0.00	\$0.00	\$42.54	\$0.00	\$244.24
				0							
				<b>***-**5233 Subtotal:</b>	\$2,474.83	\$2,761.61	\$0.00	\$0.00	\$42.54	\$0.00	\$244.24

See Accountants' Compilation Report

Batches 75070

Buffalo Grove Firefighters' Pension Fund

Multiple Batch Report

Check Date 2/28/2025

SSN	Family ID	Employee Name Alt Payee Name	ACH	Retro Check #	Net Amount	Member Gross	Health Insurance	Vision Insurance	Dental Insurance	QILDRO Deduct	Federal Tax
***-**-7312	113260	Hauber, Kimberly J.	<input checked="" type="checkbox"/>	<input type="checkbox"/> 0	\$8,328.99	\$8,462.44	\$0.00	\$13.36	\$120.09	\$0.00	\$0.00
		<b>***-**-7312 Subtotal:</b>			\$8,328.99	\$8,462.44	\$0.00	\$13.36	\$120.09	\$0.00	\$0.00
***-**-5766	100898	Postma, Julie A.	<input checked="" type="checkbox"/>	<input type="checkbox"/> 0	\$7,726.87	\$9,186.87	\$0.00	\$0.00	\$0.00	\$0.00	\$1,460.00
		<b>***-**-5766 Subtotal:</b>			\$7,726.87	\$9,186.87	\$0.00	\$0.00	\$0.00	\$0.00	\$1,460.00
***-**-6747	101574	Smith, Rebecca	<input checked="" type="checkbox"/>	<input type="checkbox"/> 0	\$2,466.24	\$2,901.08	\$0.00	\$0.00	\$0.00	\$0.00	\$434.84
		<b>***-**-6747 Subtotal:</b>			\$2,466.24	\$2,901.08	\$0.00	\$0.00	\$0.00	\$0.00	\$434.84
		<b>Surviving Spouse Subtotal:</b>			\$24,463.97	\$26,984.61	\$0.00	\$13.36	\$162.63	\$0.00	\$2,344.65

Batches 75070

Buffalo Grove Firefighters' Pension Fund

Multiple Batch Report

Check Date 2/28/2025

SSN	Family ID	Employee Name Alt Payee Name	ACH	Retro Check #	Net Amount	Member Gross	Health Insurance	Vision Insurance	Dental Insurance	QILDRO Deduct	Federal Tax
-----	-----------	---------------------------------	-----	------------------	------------	-----------------	---------------------	---------------------	---------------------	------------------	-------------

Totals

ACH Flag	Payments	Net Payment Total	Gross	Health Insurance	Vision Insurance	Dental Insurance	QILDRO Deduct	Federal Tax
Yes	71	\$368,056.33	\$437,185.20	\$11,351.45	\$79.40	\$935.53	\$7,563.52	\$49,198.97
No	1	\$2,408.45	\$2,592.45	\$0.00	\$0.00	\$0.00	\$0.00	\$184.00
Grand Total	72	\$370,464.78	\$439,777.65	\$11,351.45	\$79.40	\$935.53	\$7,563.52	\$49,382.97

# Buffalo Grove Firefighters' Pension Fund

## Quarterly Deduction Report

All Bank Accounts  
December 1, 2024 - February 28, 2025

Date	Check Number	Vendor Name	Invoice Amount	Check Amount
12/31/24	30615	<b>Village of Buffalo Grove - Insurance</b>		
		20-220-00 Medical Insurance - 12/24	12,167.64	
		20-220-00 AFLAC	84.47	
		20-220-00 Dental Insurance	978.07	
		<b>ACH Amount (Direct Deposit)</b>		<u>13,230.18</u>
12/31/24	30616	<b>Internal Revenue Service</b>		
		20-230-00 Internal Revenue Service	50,942.37	
		<b>ACH Amount (Direct Deposit)</b>		<u>50,942.37</u>
01/31/25	30622	<b>Village of Buffalo Grove - Insurance</b>		
		20-220-00 Medical Insurance - 01/25	11,351.45	
		20-220-00 Vision Insurance	79.40	
		20-220-00 Dental Insurance	935.53	
		<b>ACH Amount (Direct Deposit)</b>		<u>12,366.38</u>
01/31/25	30623	<b>Internal Revenue Service</b>		
		20-230-00 Internal Revenue Service	49,382.97	
		<b>ACH Amount (Direct Deposit)</b>		<u>49,382.97</u>
02/28/25	30627	<b>Village of Buffalo Grove - Insurance</b>		
		20-220-00 Medical Insurance - 02/25	11,351.45	
		20-220-00 Vision Insurance	79.40	
		20-220-00 Dental Insurance	935.53	
		<b>ACH Amount (Direct Deposit)</b>		<u>12,366.38</u>
02/28/25	30628	<b>Internal Revenue Service</b>		
		20-230-00 Internal Revenue Service	49,382.97	
		<b>ACH Amount (Direct Deposit)</b>		<u>49,382.97</u>
			<b>Total Payments</b>	<u><u>187,671.25</u></u>

# Buffalo Grove Firefighters' Pension Fund

## Quarterly Transfer Report

All Bank Accounts  
December 1, 2024 - February 28, 2025

Date	Check Number	Vendor Name	Invoice Amount	Check Amount
12/26/24	30618	<b>The Northern Trust Company</b> 13-800-01 Buffalo Grove Firefighters Pension Fund	111,800.99	
		<b>ACH Amount (Direct Deposit)</b>		<u>111,800.99</u>
12/26/24	30619	<b>The Northern Trust Company</b> 13-800-01 Buffalo Grove Firefighters Pension Fund	12,200.00	
		<b>ACH Amount (Direct Deposit)</b>		<u>12,200.00</u>
01/30/25	30625	<b>The Northern Trust Company</b> 13-800-01 Buffalo Grove Firefighters Pension Fund	25,800.00	
		<b>ACH Amount (Direct Deposit)</b>		<u>25,800.00</u>
02/27/25	30630	<b>The Northern Trust Company</b> 13-800-01 Buffalo Grove Firefighters Pension Fund	26,700.00	
		<b>ACH Amount (Direct Deposit)</b>		<u>26,700.00</u>
02/28/25	30631	<b>The Northern Trust Company</b> 13-800-01 Buffalo Grove Firefighters Pension Fund	154,622.99	
		<b>ACH Amount (Direct Deposit)</b>		<u>154,622.99</u>
			<b>Total Payments</b>	<u><u>331,123.98</u></u>

# Buffalo Grove Firefighters' Pension Fund

## Quarterly Disbursement Report

All Bank Accounts  
December 1, 2024 - February 28, 2025

Check Date	Check Number	Vendor Name	Invoice Amount	Check Amount
12/03/24	50197	<b>Sawyer Falduto Asset Management, LLC</b> 52-190-01 Investment Manager/Advisor Fee	1,500.00	<b>Check Amount</b> <u>1,500.00</u>
12/09/24	30614	<b>Lauterbach &amp; Amen, LLP</b> 52-170-03 #98312 11/24 Accounting & Benefits 52-170-06 #98312 11/24 PSA	1,180.00 1,215.00	<b>ACH Amount (Direct Deposit)</b> <u>2,395.00</u>
12/19/24	30617	<b>IPFPA</b> 52-290-25 2024 8hr Online Training Registration - IPFPA 52-290-25 Black,C #VNNG3DM65XM	0.00 285.00	<b>ACH Amount (Direct Deposit)</b> <u>285.00</u>
12/23/24	50198	<b>BMO Bank</b> 52-190-04 Bank Fee	58.90	<b>Check Amount</b> <u>58.90</u>
12/31/24	50199	<b>IFPIF</b> 52-195-02 Other Fee & Expenses 52-195-03 Management Fee 52-195-05 Other Expenses 52-195-06 Swap Fees 52-195-07 Private Equity and Real Estate Fees	3,902.46 8,805.96 395.97 59.77 4,074.52	<b>Check Amount</b> <u>17,238.68</u>
01/21/25	30620	<b>Lauterbach &amp; Amen, LLP</b> 52-170-03 #99332 12/24 Accounting & Benefits 52-170-06 #99332 12/24 PSA	1,180.00 1,215.00	<b>ACH Amount (Direct Deposit)</b> <u>2,395.00</u>
01/21/25	30621	<b>Ottosen DiNolfo, LTD</b> 52-170-05 #11483 General 52-170-05 #10009 General 52-170-05 #11484 Dorsey Disability 52-170-05 #10010 Simmons Disability	322.50 467.50 1,595.00 2,090.00	<b>ACH Amount (Direct Deposit)</b> <u>4,475.00</u>
01/22/25	50200	<b>BMO Bank</b> 52-190-04 Bank Fee	43.00	<b>Check Amount</b> <u>43.00</u>
01/29/25	30624	<b>Eccezion, Ltd.</b> 52-170-02 #477327 Audit Service	3,282.50	<b>Check Amount</b> <u>3,282.50</u>

# Buffalo Grove Firefighters' Pension Fund

## Quarterly Disbursement Report

All Bank Accounts  
December 1, 2024 - February 28, 2025

Date	Check Number	Vendor Name	Invoice Amount	Check Amount
01/31/25	50201	<b>IFPIF</b>		
		52-195-02 Other Fee & Expenses	2,890.45	
		52-195-05 Other Expenses	86.54	
		52-195-06 Swap Fees	2.40	
		52-195-07 Private Equity and Real Estate Fees	2,511.26	
		<b>Check Amount</b>		<u>5,490.65</u>
02/10/25	30626	<b>Lauterbach &amp; Amen, LLP</b>		
		52-170-03 #100235 01/25 Accounting & Benefits	1,215.00	
		52-170-06 #100235 01/25 PSA	1,250.00	
		<b>ACH Amount (Direct Deposit)</b>		<u>2,465.00</u>
02/24/25	30629	<b>Lauterbach &amp; Amen, LLP</b>		
		52-170-03 #100738 FYE24 1099's	395.00	
		<b>ACH Amount (Direct Deposit)</b>		<u>395.00</u>
02/24/25	50202	<b>BMO Bank</b>		
		52-190-04 Bank Fee	38.84	
		<b>Check Amount</b>		<u>38.84</u>
02/28/25	50203	<b>IFPIF</b>		
		52-195-02 Other Fee & Expenses	4,390.00	
		52-195-03 Management Fee	2,110.91	
		52-195-05 Other Expenses	95.40	
		52-195-06 Swap Fees	4.14	
		52-195-07 Private Equity and Real Estate Fees	288.62	
		<b>Check Amount</b>		<u>6,889.07</u>
		<b>Total Payments</b>		<u><u>46,951.64</u></u>

# Buffalo Grove Firefighters' Pension Fund

---

Monthly Financial Report

For the Month Ended

March 31, 2025

---

Prepared By



Lauterbach & Amen, LLP

CERTIFIED PUBLIC ACCOUNTANTS

# Buffalo Grove Firefighters' Pension Fund

## Table of Contents

	Starting on Page
Accountants' Compilation Report.....	1-1
Financial Statements	
Statement of Net Position - Modified Cash Basis.....	2-1
Statement of Changes in Net Position - Modified Cash Basis.....	2-2
Other Supplementary Information	
Pooled Investment NAV vs Accumulated Net Investments Graph.....	3-1
Cash Analysis Report.....	4-1
Cash Transfer to/from Consolidated Fund Graph.....	5-1
Revenue Report.....	6-1
Cash Analysis Summary Graph.....	7-1
Expense Report.....	8-1
Pension Benefits and Expenses Graph.....	9-1
Member Contribution Report.....	10-1
Payroll Batch Report.....	11-1
Quarterly Deduction Report.....	12-1
Quarterly Transfer Report.....	13-1
Quarterly Disbursement Report.....	14-1



---

## Accountants' Compilation Report

---



April 24, 2025

Buffalo Grove Firefighters' Pension Fund  
1051 Highland Grove Drive  
Buffalo Grove, IL 60089

To Members of the Pension Board:

Management is responsible for the accompanying interim financial statements of the Buffalo Grove Firefighters' Pension Fund which comprise the statement of net position - modified cash basis as of March 31, 2025 and the related statement of changes in net position - modified cash basis for the three months then ended in accordance with the modified cash basis of accounting and for determining that the modified cash basis of accounting is an acceptable financial reporting framework. We have performed a compilation engagement in accordance with Statements on Standards for Accounting and Review Services promulgated by the Accounting and Review Services Committee of the American Institute of Certified Public Accountants. We did not audit or review the interim financial statements nor were we required to perform any procedures to verify the accuracy or completeness of the information provided by management. Accordingly, we do not express an opinion, a conclusion, nor provide any form of assurance on these interim financial statements.

The interim financial statements are prepared in accordance with the modified cash basis of accounting, which is a basis of accounting other than accounting principles generally accepted in the United States of America.

Management has elected to omit substantially all of the disclosures ordinarily included in interim financial statements prepared in accordance with the modified cash basis of accounting. If the omitted disclosures were included in the interim financial statements and other supplementary information, they might influence the user's conclusions about the Pension Fund's assets, liabilities, net position, additions and deductions. Accordingly, the interim financial statements and other supplementary information are not designed for those who are not informed about such matters.

Other Matter

The other supplementary information is presented for purposes of additional analysis and is not a required part of the basic financial statements. Such information is the responsibility of management. The other supplementary information was subject to our compilation engagement. We have not audited or reviewed the other supplementary information nor were we required to perform any procedures to verify the accuracy or completeness of the information provided by management. Accordingly, we do not express an opinion, a conclusion, nor provide any form of assurance on the other supplementary information.

Cordially,

*Lauterbach & Amen, LLP*

Lauterbach & Amen, LLP



---

## Financial Statements

---

**Buffalo Grove Firefighters' Pension Fund**  
**Statement of Net Position - Modified Cash Basis**  
**As of March 31, 2025**

**Assets**

Cash and Cash Equivalents	\$	9,896.15
Investments at Fair Market Value		
Money Market Mutual Funds		207,683.42
Pooled Investments*		86,578,885.46
Total Cash and Investments		86,796,465.03
<b>Total Assets</b>		<b>86,796,465.03</b>

**Liabilities**

Expenses Due/Unpaid		9,440.00
<b>Total Liabilities</b>		<b>9,440.00</b>

<b>Net Position Held in Trust for Pension Benefits</b>		<b>86,787,025.03</b>
--	--	----------------------

\*The above amounts includes private market investments that are reported at the last known fair market value. IFPIF will issue a 13th statement that is a final fiscal year end statement and will include the mark to market adjustment for private market investments. This final fiscal year end statement will be issued as soon as possible after they receive the final FMV's from the investment managers.

**Buffalo Grove Firefighters' Pension Fund**  
**Statement of Changes in Net Position - Modified Cash Basis**  
**For the Three Months Ended March 31, 2025**

**Additions**

Contributions - Municipal	\$	323,229.86
Contributions - Members		168,399.19
Total Contributions		491,629.05
Investment Income		
Interest and Dividends Earned		402,791.94
Net Change in Fair Value*		(197,492.65)
Total Investment Income		205,299.29
Less Investment Expense		(49,505.87)
Net Investment Income		155,793.42
<b>Total Additions</b>		<b>647,422.47</b>

**Deductions**

Administration		18,092.50
Pension Benefits and Refunds		
Pension Benefits		1,304,341.95
Refunds		0.00
Total Deductions		<b>1,322,434.45</b>

**Change in Position** **(675,011.98)**

**Net Position Held in Trust for Pension Benefits**

Beginning of Year		87,462,037.01
<b>End of Period</b>		<b>86,787,025.03</b>

\*The above amounts includes private market investments that are reported at the last known fair market value. IFPIF will issue a 13th statement that is a final fiscal year end statement and will include the mark to market adjustment for private market investments. This final fiscal year end statement will be issued as soon as possible after they receive the final FMV's from the investment managers.



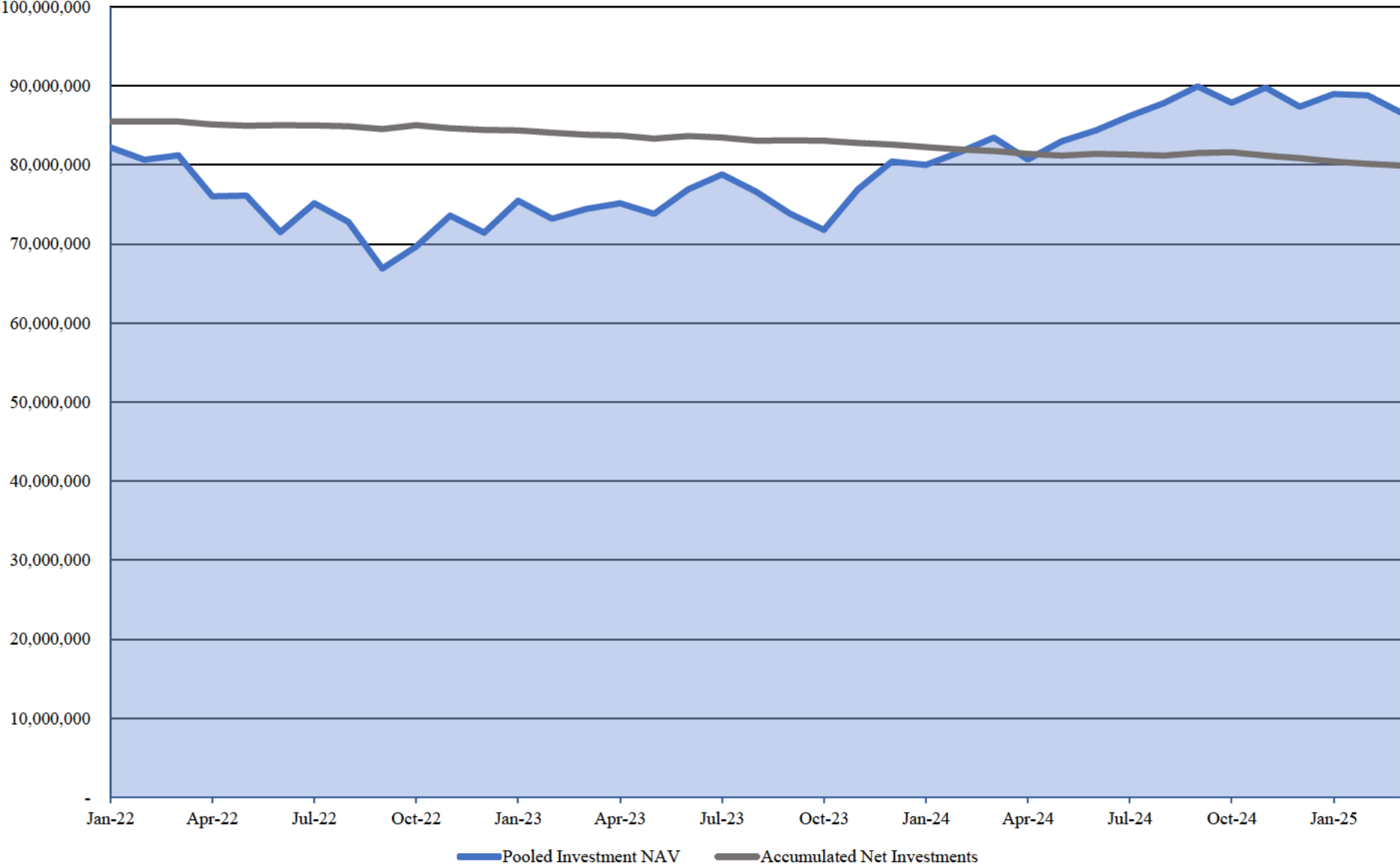
---

## Other Supplementary Information

---

# Buffalo Grove Firefighters' Pension Fund

## Pooled Investment NAV vs Accumulated Net Investments

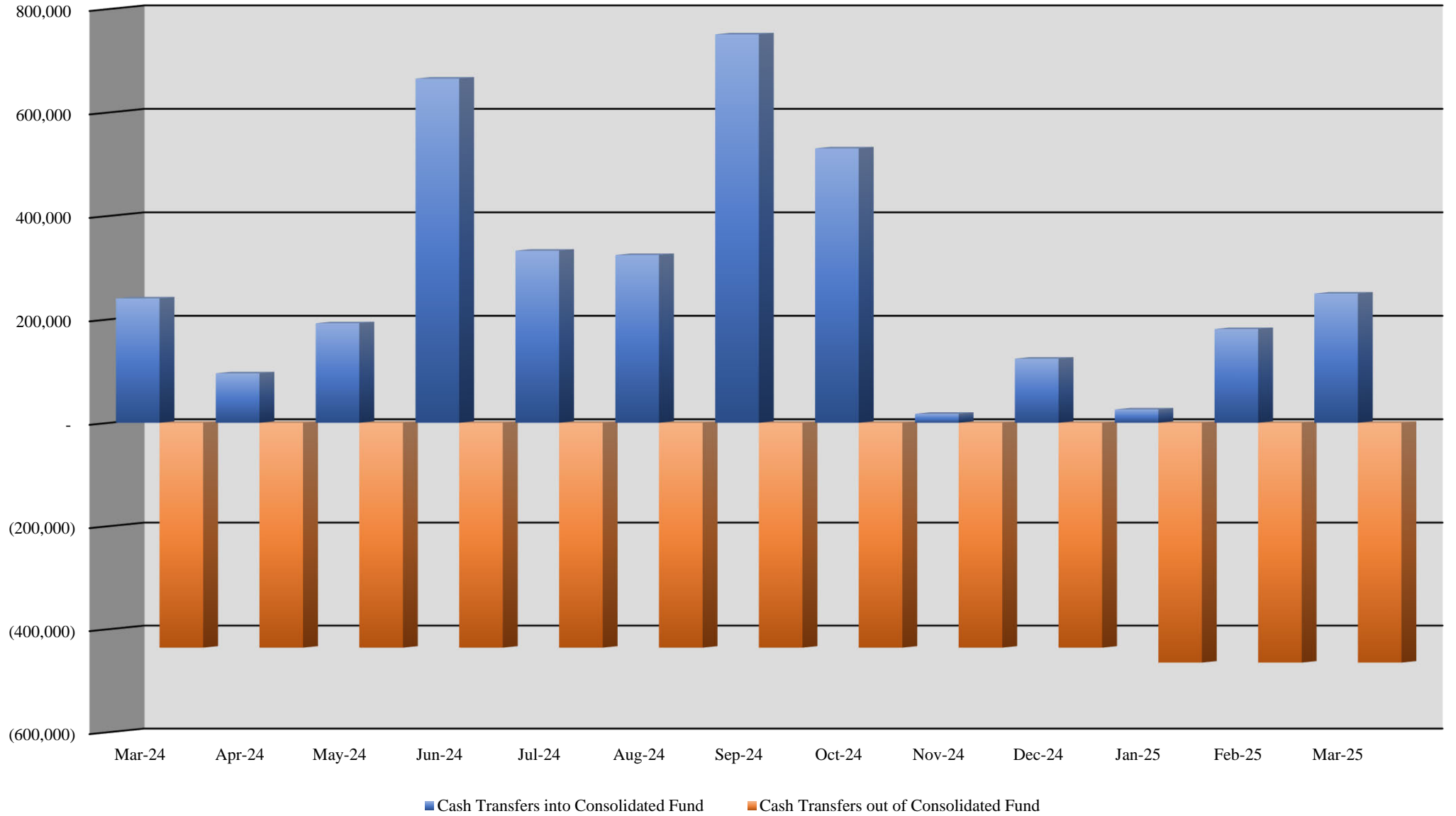


**Buffalo Grove Firefighters' Pension Fund**  
**Cash Analysis Report**  
**For the Twelve Periods Ending March 31, 2025**

	<u>04/30/24</u>	<u>05/31/24</u>	<u>06/30/24</u>	<u>07/31/24</u>	<u>08/31/24</u>	<u>09/30/24</u>	<u>10/31/24</u>	<u>11/30/24</u>	<u>12/31/24</u>	<u>01/31/25</u>	<u>02/28/25</u>	<u>03/31/25</u>
<b><u>Financial Institutions</u></b>												
BMO Bank - CK	\$ 10,282	10,002	10,079	5,351	14,400	22,459	19,304	10,017	9,977	6,767	9,954	9,896
	<u>10,282</u>	<u>10,002</u>	<u>10,079</u>	<u>5,351</u>	<u>14,400</u>	<u>22,459</u>	<u>19,304</u>	<u>10,017</u>	<u>9,977</u>	<u>6,767</u>	<u>9,954</u>	<u>9,896</u>
Schwab - MM	461,932	438,319	649,597	539,587	506,444	494,070	100,000	152,483	100,769	173,389	147,377	207,683
	<u>461,932</u>	<u>438,319</u>	<u>649,597</u>	<u>539,587</u>	<u>506,444</u>	<u>494,070</u>	<u>100,000</u>	<u>152,483</u>	<u>100,769</u>	<u>173,389</u>	<u>147,377</u>	<u>207,683</u>
<b>Total</b>	<b><u>472,214</u></b>	<b><u>448,321</u></b>	<b><u>659,676</u></b>	<b><u>544,938</u></b>	<b><u>520,844</u></b>	<b><u>516,529</u></b>	<b><u>119,304</u></b>	<b><u>162,500</u></b>	<b><u>110,746</u></b>	<b><u>180,156</u></b>	<b><u>157,331</u></b>	<b><u>217,579</u></b>
<b><u>Contributions</u></b>												
Current Tax	-	99,670	805,934	154,069	216,410	690,548	87,474	4,229	7,045	-	79,507	243,723
Contributions - Current Year	47,819	49,000	49,438	49,301	72,770	47,334	47,230	47,229	47,158	72,430	48,489	47,480
Contributions - Prior Year	-	193	-	-	-	-	-	-	-	-	-	-
Interest Received from Members	-	13	-	-	-	-	-	-	-	-	-	-
	<u>47,819</u>	<u>148,876</u>	<u>855,372</u>	<u>203,370</u>	<u>289,180</u>	<u>737,882</u>	<u>134,704</u>	<u>51,458</u>	<u>54,203</u>	<u>72,430</u>	<u>127,996</u>	<u>291,203</u>
<b><u>Expenses</u></b>												
Pension Benefits	412,304	412,304	412,304	413,853	414,831	414,831	436,409	420,929	421,151	432,214	432,214	439,914
Administration	21,105	21,679	4,558	24,213	21,622	23,225	16,383	12,812	29,238	15,686	9,788	42,124
	<u>433,409</u>	<u>433,983</u>	<u>416,862</u>	<u>438,066</u>	<u>436,453</u>	<u>438,056</u>	<u>452,792</u>	<u>433,741</u>	<u>450,389</u>	<u>447,900</u>	<u>442,002</u>	<u>482,038</u>
<b>Total Contributions less Expenses</b>	<b><u>(385,590)</u></b>	<b><u>(285,107)</u></b>	<b><u>438,510</u></b>	<b><u>(234,696)</u></b>	<b><u>(147,273)</u></b>	<b><u>299,826</u></b>	<b><u>(318,088)</u></b>	<b><u>(382,283)</u></b>	<b><u>(396,186)</u></b>	<b><u>(375,470)</u></b>	<b><u>(314,006)</u></b>	<b><u>(190,835)</u></b>

# Buffalo Grove Firefighters' Pension Fund

## Cash Transfers to/from Consolidated Fund



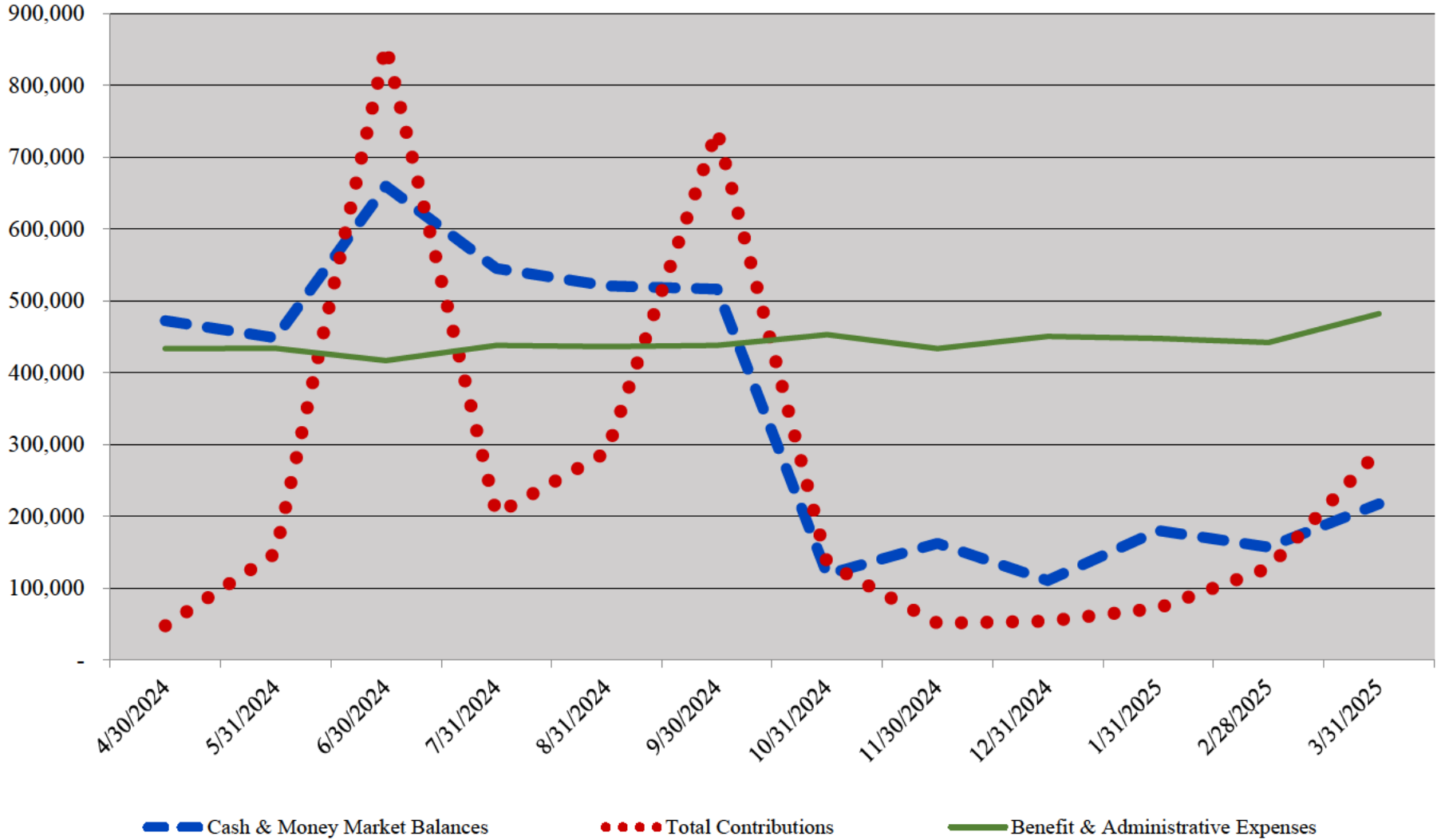
# Buffalo Grove Firefighters' Pension Fund

## Revenue Report as of March 31, 2025

	<u>Received this Month</u>	<u>Received this Year</u>
<b><u>Contributions</u></b>		
Contributions - Municipal		
41-210-00 - Current Tax	\$ 243,723.13	323,229.86
	<u>243,723.13</u>	<u>323,229.86</u>
Contributions - Members		
41-410-00 - Contributions - Current Year	47,480.05	168,399.19
	<u>47,480.05</u>	<u>168,399.19</u>
<b>Total Contributions</b>	<b><u>291,203.18</u></b>	<b><u>491,629.05</u></b>
<b><u>Investment Income</u></b>		
Interest and Dividends		
43-252-04 - Schwab - Fixed Income	481.05	1,286.42
43-800-01 - IFPIF Consolidated Pool Dividend	56,495.60	126,919.07
43-800-02 - IFPIF Consolidated Pool Interest	94,509.18	277,804.33
43-800-03 - IFPIF Contribution Interest	3.16	23.51
43-800-04 - IFPIF Consolidated Pool Derivative Income	52.45	52.45
43-800-05 - IFPIF Consolidated Pool Private Equity/Real Estate Income	(10,829.88)	(3,293.84)
	<u>140,711.56</u>	<u>402,791.94</u>
Gains and Losses		
44-800-01 - IFPIF Consolidated Pool - Unrealized	(2,195,355.16)	(863,677.36)
44-800-02 - IFPIF Consolidated Pool - Realized	71,637.59	666,184.71
	<u>(2,123,717.57)</u>	<u>(197,492.65)</u>
<b>Total Investment Income</b>	<b><u>(1,983,006.01)</u></b>	<b><u>205,299.29</u></b>
<b>Total Revenue</b>	<b><u>(1,691,802.83)</u></b>	<b><u>696,928.34</u></b>

# Buffalo Grove Firefighters' Pension Fund

## Cash Analysis Summary



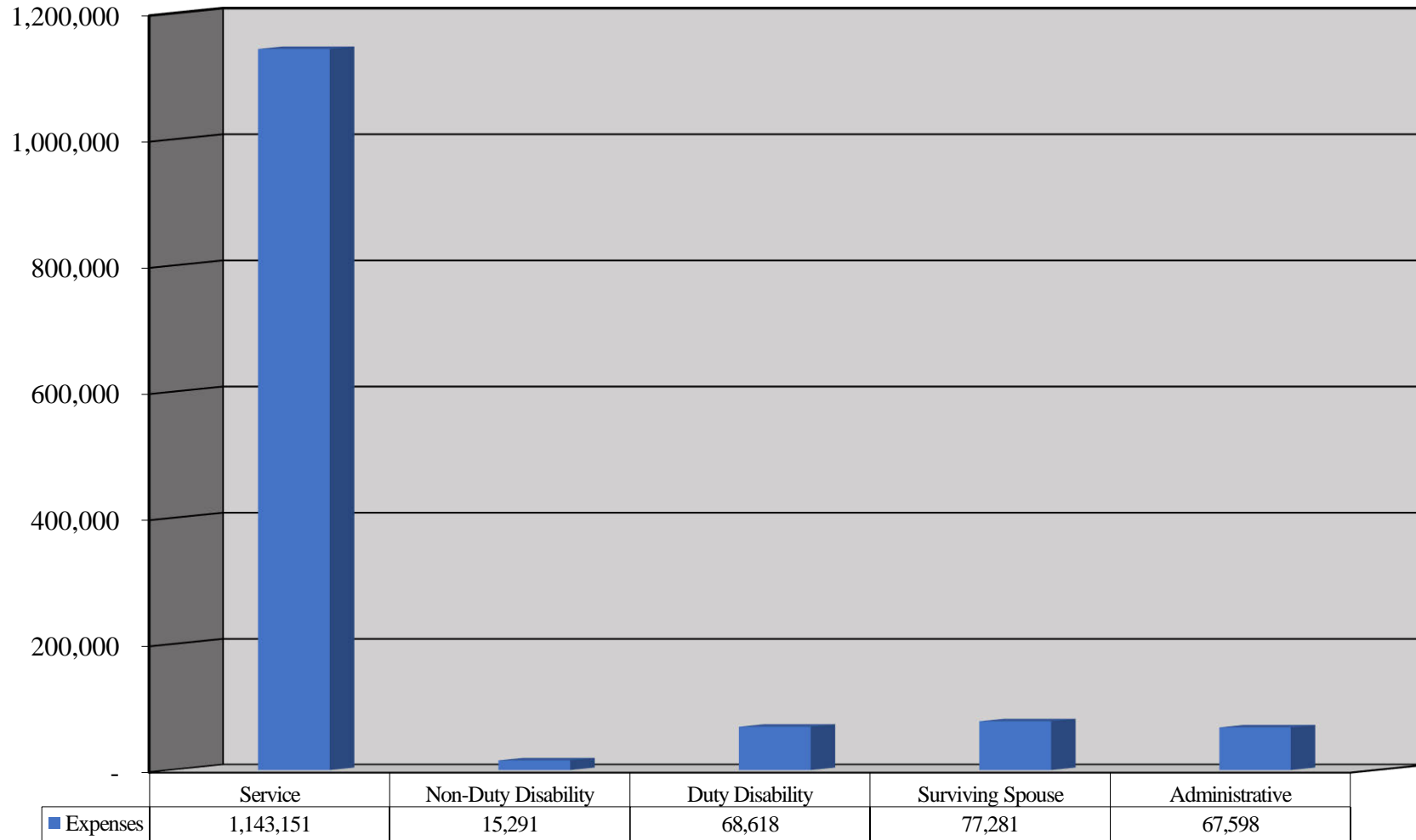
# Buffalo Grove Firefighters' Pension Fund

## Expense Report as of March 31, 2025

	<b>Expended this Month</b>	<b>Expended this Year</b>
<b><u>Pensions and Benefits</u></b>		
51-020-00 - Service Pensions	\$ 384,959.27	1,143,151.30
51-030-00 - Non-Duty Disability Pensions	5,097.09	15,291.27
51-040-00 - Duty Disability Pensions	22,872.72	68,618.16
51-060-00 - Surviving Spouse Pensions	26,984.61	77,281.22
<b>Total Pensions and Benefits</b>	<b>439,913.69</b>	<b>1,304,341.95</b>
<b><u>Administrative</u></b>		
Professional Services		
52-170-02 - Auditing Services	0.00	3,282.50
52-170-03 - Accounting & Bookkeeping Services	2,325.00	5,115.00
52-170-05 - Legal Services	1,505.00	5,980.00
52-170-06 - PSA/Court Reporter	1,250.00	3,715.00
	5,080.00	18,092.50
Investment		
52-190-01 - Investment Manager/Advisor Fees	1,500.00	1,500.00
52-190-04 - Bank Fees	64.55	146.39
52-195-01 - Administrator Expenses (IFPIF)	(417.66)	(417.66)
52-195-02 - Other Fee & Expenses (IFPIF)	2,369.47	9,649.92
52-195-03 - Management Fee (IFPIF)	6,924.12	9,035.03
52-195-05 - Other Expenses (IFPIF)	74.03	255.97
52-195-06 - Swap Fees (IFPIF)	2,996.82	3,003.36
52-195-07 - Private Equity and Real Estate Fees (IFPIF)	23,532.98	26,332.86
	37,044.31	49,505.87
<b>Total Administrative</b>	<b>42,124.31</b>	<b>67,598.37</b>
<b>Total Expenses</b>	<b>482,038.00</b>	<b>1,371,940.32</b>

# Buffalo Grove Firefighters' Pension Fund

## Pension Benefits and Expenses



**Buffalo Grove Firefighters' Pension Fund**  
**Member Contribution Report**  
**As of Month Ended March 31, 2025**

Name	Thru Prior Fiscal Year	Current Fiscal Year	Service Purchase	Refunds	Total Contributions
Baniqued, Dustin J.	\$ 39,260.30	2,690.38	0.00	0.00	41,950.68
Beck, Brian D.	278,626.43	4,342.73	0.00	0.00	282,969.16
Beckman, Robert L.	117,831.48	3,575.11	0.00	0.00	121,406.59
Budnik, Alec R.	45,956.26	2,839.44	0.00	0.00	48,795.70
Caballero, Alfredo A.	113,258.22	3,575.11	0.00	0.00	116,833.33
Carroll, James R.	106,428.86	3,093.58	0.00	0.00	109,522.44
Chrencik, Brian J.	32,294.00	2,509.01	0.00	0.00	34,803.01
Collins, Shawn J.	237,165.40	4,564.84	0.00	0.00	241,730.24
Dalton, Kyle M.	42,180.16	2,690.38	0.00	0.00	44,870.54
Dinsmore, Patrick S.	220,518.82	3,188.13	0.00	0.00	223,706.95
Ditthardt, Kyle S.	51,781.64	2,885.05	0.00	0.00	54,666.69
Doll, Franklin C.	149,965.74	3,169.22	0.00	0.00	153,134.96
Dorsey, Steven M.	222,169.79	441.94	0.00	0.00	222,611.73
Downey, Daniel J.	66,023.88	3,257.47	0.00	0.00	69,281.35
Eaton, Austin R.	27,460.31	2,339.68	0.00	0.00	29,799.99
Gatto, Kevin	232,499.63	3,188.13	0.00	0.00	235,687.76
Gemmel, John M.	14,981.68	2,181.97	0.00	0.00	17,163.65
Gleeson, Michael T.	21,552.50	2,317.15	0.00	0.00	23,869.65
Herrmann, Robert W.	170,183.64	4,235.77	0.00	0.00	174,419.41
Himmelspach, Joshua R.	112,606.46	3,150.31	0.00	0.00	115,756.77
Hopp, Landon S.	9,573.21	2,250.01	0.00	0.00	11,823.22
Huh, Jay	87,414.64	3,118.01	0.00	0.00	90,532.65
Kane, Lawrence J.	40,642.29	5,043.64	0.00	0.00	45,685.93
Kaplan, Timothy M.	21,555.82	2,317.15	0.00	0.00	23,872.97
Kieras, Kamil K.	3,659.45	1,897.49	0.00	0.00	5,556.94
Kiotis, Alexandra N.	6,434.68	1,995.59	0.00	0.00	8,430.27
Kolder, Charles A.	153,650.28	3,093.58	0.00	0.00	156,743.86
Kruse, Cody R.	60,852.22	3,093.58	0.00	0.00	63,945.80
Kujawowicz, Piotr A.	45,953.33	2,839.44	0.00	0.00	48,792.77
Manka, Michael J.	57,215.01	3,093.58	0.00	0.00	60,308.59
McCarthy, Ryan K.	112,616.92	3,150.31	0.00	0.00	115,767.23
McCormick, Chad W.	113,356.68	3,631.84	0.00	0.00	116,988.52
Navarro, William A.	176,579.96	4,018.14	0.00	0.00	180,598.10
Otto, Nicholas E.	182,886.63	3,669.66	0.00	0.00	186,556.29

**Buffalo Grove Firefighters' Pension Fund**  
**Member Contribution Report**  
**As of Month Ended March 31, 2025**

Name	Thru Prior Fiscal Year	Current Fiscal Year	Service Purchase	Refunds	Total Contributions
Pasquarella, Daniel L.	151,407.69	3,947.76	0.00	0.00	155,355.45
Petersen, Tyler M.	75,693.02	3,131.40	0.00	0.00	78,824.42
Potesta, Brian N.	115,143.52	3,093.58	0.00	0.00	118,237.10
Quill, Dennis W.	205,431.19	3,093.58	0.00	0.00	208,524.77
Renshaw, Scott A.	84,691.68	3,150.31	0.00	0.00	87,841.99
Rusin, Steven M.	249,976.99	3,575.11	0.00	0.00	253,552.10
Russell, Andrew L.	205,675.91	4,172.91	0.00	0.00	209,848.82
Schroeder, Adam T.	35,652.64	2,546.83	0.00	0.00	38,199.47
Schroeder, Philip Q.	54,288.27	2,952.66	0.00	0.00	57,240.93
Senese, Jacob M.	35,660.97	2,546.83	0.00	0.00	38,207.80
Shin, Anthony J.	28,177.71	2,388.06	0.00	0.00	30,565.77
Solecki, Joseph R.	84,683.93	3,150.31	0.00	0.00	87,834.24
Steadman, Gary L.	60,843.85	3,093.58	0.00	0.00	63,937.43
Sutherland, Eric S.	55,690.07	3,071.82	0.00	0.00	58,761.89
Vena, James D.	178,957.60	3,575.11	0.00	0.00	182,532.71
Wehrheim, Nicklaus J.	106,403.23	3,093.58	0.00	0.00	109,496.81
Whisler, Kenneth G.	31,482.21	2,509.01	0.00	0.00	33,991.22
Wojcik, Andrew C.	54,291.97	2,952.66	0.00	0.00	57,244.63
Wood, Scott A.	112,672.32	3,150.31	0.00	0.00	115,822.63
Zabilka, David G.	46,260.23	2,839.44	0.00	0.00	49,099.67
	<b>5,348,221.32</b>	<b>165,482.27</b>	<b>0.00</b>	<b>0.00</b>	<b>5,513,703.59</b>
<b>Inactive/Terminated Members</b>					
Morris, Jeffery W.	252,736.47	2,916.92	0.00	0.00	255,653.39
<b>Totals</b>	<b>5,600,957.79</b>	<b>168,399.19</b>	<b>0.00</b>	<b>0.00</b>	<b>5,769,356.98</b>

Batches 75704

Buffalo Grove Firefighters' Pension Fund

Multiple Batch Report

Check Date 3/31/2025

SSN	Family ID	Employee Name Alt Payee Name	ACH	Retro Check #	Net Amount	Member Gross	Health Insurance	Vision Insurance	Dental Insurance	QILDRO Deduct	Federal Tax
<u>Duty Disability</u>											
***_**1742											
	100884	Domar, John	<input checked="" type="checkbox"/>	<input type="checkbox"/>	\$3,794.00	\$5,237.93	\$0.00	\$0.00	\$0.00	\$0.00	\$0.00
				0							
	100884	Payment to Metro Federal Credit Union, Domar -	<input checked="" type="checkbox"/>	<input type="checkbox"/>	\$1,443.93	\$0.00	\$0.00	\$0.00	\$0.00	\$0.00	\$0.00
				0							
		<b>***_**1742 Subtotal:</b>			\$5,237.93	\$5,237.93	\$0.00	\$0.00	\$0.00	\$0.00	\$0.00
***_**1781											
	100888	Gough, Thomas E.	<input checked="" type="checkbox"/>	<input type="checkbox"/>	\$5,720.33	\$6,595.33	\$0.00	\$0.00	\$0.00	\$0.00	\$0.00
				0							
	100888	Payment to Metro Federal Credit Union, Gough -	<input checked="" type="checkbox"/>	<input type="checkbox"/>	\$875.00	\$0.00	\$0.00	\$0.00	\$0.00	\$0.00	\$0.00
				0							
		<b>***_**1781 Subtotal:</b>			\$6,595.33	\$6,595.33	\$0.00	\$0.00	\$0.00	\$0.00	\$0.00
***_**2974											
	100890	Newkirk, Jeffrey E.	<input checked="" type="checkbox"/>	<input type="checkbox"/>	\$5,077.06	\$5,870.10	\$713.32	\$8.12	\$71.60	\$0.00	\$0.00
				0							
		<b>***_**2974 Subtotal:</b>			\$5,077.06	\$5,870.10	\$713.32	\$8.12	\$71.60	\$0.00	\$0.00
***_**9918											
	103754	Paleka, Kurk P.	<input checked="" type="checkbox"/>	<input type="checkbox"/>	\$5,089.64	\$5,169.36	\$0.00	\$8.12	\$71.60	\$0.00	\$0.00
				0							
		<b>***_**9918 Subtotal:</b>			\$5,089.64	\$5,169.36	\$0.00	\$8.12	\$71.60	\$0.00	\$0.00
		<b>Duty Disability Subtotal:</b>			\$21,999.96	\$22,872.72	\$713.32	\$16.24	\$143.20	\$0.00	\$0.00

See Accountants' Compilation Report

Batches 75704

Buffalo Grove Firefighters' Pension Fund

Multiple Batch Report

Check Date 3/31/2025

SSN	Family ID	Employee Name Alt Payee Name	ACH	Retro Check #	Net Amount	Member Gross	Health Insurance	Vision Insurance	Dental Insurance	QILDRO Deduct	Federal Tax
<u>Non-Duty Disability</u>											
***-**-2508	127521	Simmons Jr, William A.	<input checked="" type="checkbox"/>	<input type="checkbox"/> 0	\$4,825.09	\$5,097.09	\$0.00	\$0.00	\$0.00	\$0.00	\$272.00
<b>***-**-2508 Subtotal:</b>					\$4,825.09	\$5,097.09	\$0.00	\$0.00	\$0.00	\$0.00	\$272.00
<b>Non-Duty Disability Subtotal:</b>					\$4,825.09	\$5,097.09	\$0.00	\$0.00	\$0.00	\$0.00	\$272.00
<u>QILDRO</u>											
***-**-7714	Q126423	Eitermann, Jaclynn	<input checked="" type="checkbox"/>	<input type="checkbox"/> 0	\$1,508.09	\$1,576.09	\$0.00	\$0.00	\$0.00	\$0.00	\$68.00
<b>***-**-7714 Subtotal:</b>					\$1,508.09	\$1,576.09	\$0.00	\$0.00	\$0.00	\$0.00	\$68.00
***-**-6526	Q126771	Pound, Michelle C.	<input type="checkbox"/>	<input type="checkbox"/> 266	\$2,408.45	\$2,592.45	\$0.00	\$0.00	\$0.00	\$0.00	\$184.00
<b>***-**-6526 Subtotal:</b>					\$2,408.45	\$2,592.45	\$0.00	\$0.00	\$0.00	\$0.00	\$184.00
***-**-3018	Q120815	Romagnano, Carla M.	<input checked="" type="checkbox"/>	<input type="checkbox"/> 0	\$2,925.40	\$3,394.98	\$0.00	\$0.00	\$0.00	\$0.00	\$469.58
<b>***-**-3018 Subtotal:</b>					\$2,925.40	\$3,394.98	\$0.00	\$0.00	\$0.00	\$0.00	\$469.58
<b>QILDRO Subtotal:</b>					\$6,841.94	\$7,563.52	\$0.00	\$0.00	\$0.00	\$0.00	\$721.58

Batches 75704

Buffalo Grove Firefighters' Pension Fund

Multiple Batch Report

Check Date 3/31/2025 1

SSN	Family ID	Employee Name Alt Payee Name	ACH	Retro Check #	Net Amount	Member Gross	Health Insurance	Vision Insurance	Dental Insurance	QILDRO Deduct	Federal Tax
<u>Service</u>											
***_**6294	120095	Alexander, Joseph S.	<input checked="" type="checkbox"/>	<input type="checkbox"/> 0	\$7,801.00	\$10,769.75	\$1,149.14	\$6.68	\$60.05	\$0.00	\$1,752.88
<b>***_**6294 Subtotal:</b>					\$7,801.00	\$10,769.75	\$1,149.14	\$6.68	\$60.05	\$0.00	\$1,752.88
***_**3062	115748	Anderson, Mark E.	<input checked="" type="checkbox"/>	<input type="checkbox"/> 0	\$7,804.80	\$8,623.80	\$0.00	\$0.00	\$0.00	\$0.00	\$819.00
<b>***_**3062 Subtotal:</b>					\$7,804.80	\$8,623.80	\$0.00	\$0.00	\$0.00	\$0.00	\$819.00
***_**7435	114107	Anderson, Russell L.	<input checked="" type="checkbox"/>	<input type="checkbox"/> 0	\$7,935.47	\$9,188.48	\$0.00	\$0.00	\$0.00	\$0.00	\$1,253.01
<b>***_**7435 Subtotal:</b>					\$7,935.47	\$9,188.48	\$0.00	\$0.00	\$0.00	\$0.00	\$1,253.01
***_**5322	100893	Andres, Lawrence E.	<input checked="" type="checkbox"/>	<input type="checkbox"/> 0	\$6,273.03	\$8,442.34	\$693.77	\$0.00	\$42.54	\$0.00	\$1,433.00
<b>***_**5322 Subtotal:</b>					\$6,273.03	\$8,442.34	\$693.77	\$0.00	\$42.54	\$0.00	\$1,433.00
***_**9898	126734	Baker, William M.	<input checked="" type="checkbox"/>	<input type="checkbox"/> 0	\$2,416.60	\$2,526.60	\$0.00	\$0.00	\$0.00	\$0.00	\$110.00
<b>***_**9898 Subtotal:</b>					\$2,416.60	\$2,526.60	\$0.00	\$0.00	\$0.00	\$0.00	\$110.00

See Accountants' Compilation Report

Batches 75704

Buffalo Grove Firefighters' Pension Fund

Multiple Batch Report

Check Date 3/31/2025

SSN	Family ID	Employee Name Alt Payee Name	ACH	Retro Check #	Net Amount	Member Gross	Health Insurance	Vision Insurance	Dental Insurance	QILDRO Deduct	Federal Tax
***_**4246											
	115751	Barna, Brian S.	<input checked="" type="checkbox"/>	<input type="checkbox"/> 0	\$7,946.32	\$10,468.38	\$816.19	\$5.07	\$42.54	\$0.00	\$1,658.26
			<b>***_**4246 Subtotal:</b>		\$7,946.32	\$10,468.38	\$816.19	\$5.07	\$42.54	\$0.00	\$1,658.26
***_**4154											
	100899	Belfield, Gary L.	<input checked="" type="checkbox"/>	<input type="checkbox"/> 0	\$8,626.57	\$10,492.88	\$0.00	\$0.00	\$0.00	\$0.00	\$1,387.41
	100899	Payment to Metro Federal Credit Union, Belfield -	<input checked="" type="checkbox"/>	<input type="checkbox"/> 0	\$478.90	\$0.00	\$0.00	\$0.00	\$0.00	\$0.00	\$0.00
			<b>***_**4154 Subtotal:</b>		\$9,105.47	\$10,492.88	\$0.00	\$0.00	\$0.00	\$0.00	\$1,387.41
***_**5879											
	111865	Bills, Wendill E.	<input checked="" type="checkbox"/>	<input type="checkbox"/> 0	\$7,676.04	\$8,919.04	\$0.00	\$0.00	\$0.00	\$0.00	\$1,243.00
			<b>***_**5879 Subtotal:</b>		\$7,676.04	\$8,919.04	\$0.00	\$0.00	\$0.00	\$0.00	\$1,243.00
***_**4160											
	114786	Bird, Glenn A.	<input checked="" type="checkbox"/>	<input type="checkbox"/> 0	\$6,594.38	\$7,361.38	\$0.00	\$0.00	\$0.00	\$0.00	\$767.00
			<b>***_**4160 Subtotal:</b>		\$6,594.38	\$7,361.38	\$0.00	\$0.00	\$0.00	\$0.00	\$767.00
***_**4843											
	100878	Boyd, Michael J.	<input checked="" type="checkbox"/>	<input type="checkbox"/> 0	\$4,113.66	\$7,259.51	\$1,648.72	\$8.12	\$71.60	\$0.00	\$417.41
	100878	Payment to Metro Fed CU, Boyd -	<input checked="" type="checkbox"/>	<input type="checkbox"/>	\$1,000.00	\$0.00	\$0.00	\$0.00	\$0.00	\$0.00	\$0.00

See Accountants' Compilation Report

Batches 75704

Buffalo Grove Firefighters' Pension Fund

Multiple Batch Report

Check Date 3/31/2025

SSN	Family ID	Employee Name Alt Payee Name	ACH	Retro Check #	Net Amount	Member Gross	Health Insurance	Vision Insurance	Dental Insurance	QILDRO Deduct	Federal Tax	
				0								
				<b>***-**4843</b>	<b>Subtotal:</b>	\$5,113.66	\$7,259.51	\$1,648.72	\$8.12	\$71.60	\$0.00	\$417.41
***-**0449				0								
	100894	Brecht, William K.	<input checked="" type="checkbox"/>	<input type="checkbox"/>	\$6,445.65	\$7,676.30	\$0.00	\$0.00	\$0.00	\$0.00	\$1,230.65	
				0								
				<b>***-**0449</b>	<b>Subtotal:</b>	\$6,445.65	\$7,676.30	\$0.00	\$0.00	\$0.00	\$0.00	\$1,230.65
***-**7513				0								
	100895	Brown, John M.	<input checked="" type="checkbox"/>	<input type="checkbox"/>	\$6,116.20	\$6,623.15	\$0.00	\$0.00	\$0.00	\$0.00	\$506.95	
				0								
				<b>***-**7513</b>	<b>Subtotal:</b>	\$6,116.20	\$6,623.15	\$0.00	\$0.00	\$0.00	\$0.00	\$506.95
***-**9253				0								
	115749	Buttliere, Randall J.	<input checked="" type="checkbox"/>	<input type="checkbox"/>	\$4,193.20	\$7,962.18	\$0.00	\$0.00	\$0.00	\$3,394.98	\$374.00	
				0								
				<b>***-**9253</b>	<b>Subtotal:</b>	\$4,193.20	\$7,962.18	\$0.00	\$0.00	\$0.00	\$3,394.98	\$374.00
***-**0684				0								
	100885	Cantwell, Alfred W.	<input checked="" type="checkbox"/>	<input type="checkbox"/>	\$7,159.34	\$8,442.34	\$0.00	\$0.00	\$0.00	\$0.00	\$1,283.00	
				0								
				<b>***-**0684</b>	<b>Subtotal:</b>	\$7,159.34	\$8,442.34	\$0.00	\$0.00	\$0.00	\$0.00	\$1,283.00
***-**6811				0								
	100886	Ciecko, Peter J.	<input checked="" type="checkbox"/>	<input type="checkbox"/>	\$10,363.19	\$11,995.19	\$0.00	\$0.00	\$0.00	\$0.00	\$1,632.00	
				0								
				<b>***-**6811</b>	<b>Subtotal:</b>	\$10,363.19	\$11,995.19	\$0.00	\$0.00	\$0.00	\$0.00	\$1,632.00

See Accountants' Compilation Report

Batches 75704

Buffalo Grove Firefighters' Pension Fund

Multiple Batch Report

Check Date 3/31/2025

SSN	Family ID	Employee Name Alt Payee Name	ACH	Retro Check #	Net Amount	Member Gross	Health Insurance	Vision Insurance	Dental Insurance	QILDRO Deduct	Federal Tax
***-**-4164	100881	Deau Jr, Robert J.	<input checked="" type="checkbox"/>	<input type="checkbox"/> 0	\$5,742.44	\$6,701.44	\$0.00	\$0.00	\$0.00	\$0.00	\$959.00
		<b>***-**-4164 Subtotal:</b>			\$5,742.44	\$6,701.44	\$0.00	\$0.00	\$0.00	\$0.00	\$959.00
***-**-0246	115609	Durkin, Wendy L.	<input checked="" type="checkbox"/>	<input type="checkbox"/> 0	\$9,188.87	\$10,982.42	\$0.00	\$0.00	\$0.00	\$0.00	\$1,793.55
		<b>***-**-0246 Subtotal:</b>			\$9,188.87	\$10,982.42	\$0.00	\$0.00	\$0.00	\$0.00	\$1,793.55
***-**-8547	100889	Geniesse Jr, Gerard R.	<input checked="" type="checkbox"/>	<input type="checkbox"/> 0	\$6,584.88	\$8,477.63	\$816.19	\$5.07	\$42.54	\$0.00	\$1,028.95
		<b>***-**-8547 Subtotal:</b>			\$6,584.88	\$8,477.63	\$816.19	\$5.07	\$42.54	\$0.00	\$1,028.95
***-**-5756	100891	Gilleran, John T.	<input checked="" type="checkbox"/>	<input type="checkbox"/> 0	\$4,999.91	\$6,982.91	\$0.00	\$0.00	\$0.00	\$0.00	\$983.00
	100891	Payment to Metro Federal Credit Union, Gilleran -	<input checked="" type="checkbox"/>	<input type="checkbox"/> 0	\$1,000.00	\$0.00	\$0.00	\$0.00	\$0.00	\$0.00	\$0.00
		<b>***-**-5756 Subtotal:</b>			\$5,999.91	\$6,982.91	\$0.00	\$0.00	\$0.00	\$0.00	\$983.00
***-**-8457	100880	Hanley, Mitchell D.	<input checked="" type="checkbox"/>	<input type="checkbox"/> 0	\$4,524.49	\$6,121.49	\$0.00	\$0.00	\$0.00	\$0.00	\$797.00
	100880	Payment to Metro Federal Credit Union, Hanley -	<input checked="" type="checkbox"/>	<input type="checkbox"/> 0	\$800.00	\$0.00	\$0.00	\$0.00	\$0.00	\$0.00	\$0.00

See Accountants' Compilation Report

Batches 75704

Buffalo Grove Firefighters' Pension Fund

Multiple Batch Report

Check Date 3/31/2025 1

SSN	Family ID	Employee Name Alt Payee Name	ACH	Retro Check #	Net Amount	Member Gross	Health Insurance	Vision Insurance	Dental Insurance	QILDRO Deduct	Federal Tax
				0							
				<b>***-**8457 Subtotal:</b>	\$5,324.49	\$6,121.49	\$0.00	\$0.00	\$0.00	\$0.00	\$797.00
***-**1531											
	123545	Hauber, James P.	<input checked="" type="checkbox"/>	<input type="checkbox"/>	\$4,918.50	\$5,349.50	\$0.00	\$0.00	\$0.00	\$0.00	\$431.00
				0							
				<b>***-**1531 Subtotal:</b>	\$4,918.50	\$5,349.50	\$0.00	\$0.00	\$0.00	\$0.00	\$431.00
***-**2331											
	115793	Jason, John H.	<input checked="" type="checkbox"/>	<input type="checkbox"/>	\$3,314.39	\$7,431.35	\$0.00	\$0.00	\$0.00	\$0.00	\$786.00
				0							
	115793	Payment to Bank of America, Jason -	<input checked="" type="checkbox"/>	<input type="checkbox"/>	\$3,330.96	\$0.00	\$0.00	\$0.00	\$0.00	\$0.00	\$0.00
				0							
				<b>***-**2331 Subtotal:</b>	\$6,645.35	\$7,431.35	\$0.00	\$0.00	\$0.00	\$0.00	\$786.00
***-**3773											
	100897	Karol, Thad J.	<input checked="" type="checkbox"/>	<input type="checkbox"/>	\$5,633.06	\$6,880.76	\$346.89	\$2.54	\$21.27	\$0.00	\$877.00
				0							
				<b>***-**3773 Subtotal:</b>	\$5,633.06	\$6,880.76	\$346.89	\$2.54	\$21.27	\$0.00	\$877.00
***-**3495											
	111543	Kelly, David P.	<input checked="" type="checkbox"/>	<input type="checkbox"/>	\$5,551.99	\$6,901.30	\$693.77	\$0.00	\$42.54	\$0.00	\$613.00
				0							
				<b>***-**3495 Subtotal:</b>	\$5,551.99	\$6,901.30	\$693.77	\$0.00	\$42.54	\$0.00	\$613.00
***-**7092											
	113224	Lezon, Deborah A.	<input checked="" type="checkbox"/>	<input type="checkbox"/>	\$5,038.67	\$6,861.47	\$816.19	\$5.07	\$42.54	\$0.00	\$959.00

See Accountants' Compilation Report

Batches 75704

Buffalo Grove Firefighters' Pension Fund

Multiple Batch Report

Check Date 3/31/2025 1

SSN	Family ID	Employee Name Alt Payee Name	ACH	Retro Check #	Net Amount	Member Gross	Health Insurance	Vision Insurance	Dental Insurance	QILDRO Deduct	Federal Tax
				0							
				<b>***_**7092 Subtotal:</b>	\$5,038.67	\$6,861.47	\$816.19	\$5.07	\$42.54	\$0.00	\$959.00
***_**2619											
	117795	Lezon, Lawrence M.	<input checked="" type="checkbox"/>	<input type="checkbox"/>	\$7,824.16	\$8,964.16	\$0.00	\$0.00	\$0.00	\$0.00	\$1,140.00
				0							
				<b>***_**2619 Subtotal:</b>	\$7,824.16	\$8,964.16	\$0.00	\$0.00	\$0.00	\$0.00	\$1,140.00
***_**9246											
	100876	Lillig, George J.	<input checked="" type="checkbox"/>	<input type="checkbox"/>	\$5,181.32	\$5,625.05	\$0.00	\$0.00	\$0.00	\$0.00	\$443.73
				0							
				<b>***_**9246 Subtotal:</b>	\$5,181.32	\$5,625.05	\$0.00	\$0.00	\$0.00	\$0.00	\$443.73
***_**3408											
	113296	Mahan, David S.	<input checked="" type="checkbox"/>	<input type="checkbox"/>	\$6,577.29	\$8,516.29	\$0.00	\$0.00	\$0.00	\$0.00	\$1,039.00
				0							
	113296	Payment to Capital One, Mahan -	<input checked="" type="checkbox"/>	<input type="checkbox"/>	\$900.00	\$0.00	\$0.00	\$0.00	\$0.00	\$0.00	\$0.00
				0							
				<b>***_**3408 Subtotal:</b>	\$7,477.29	\$8,516.29	\$0.00	\$0.00	\$0.00	\$0.00	\$1,039.00
***_**4798											
	127621	Morris, Jeffery W.	<input checked="" type="checkbox"/>	<input checked="" type="checkbox"/>	\$7,115.56	\$7,699.56	\$0.00	\$0.00	\$0.00	\$0.00	\$584.00
				0							
				<b>***_**4798 Subtotal:</b>	\$7,115.56	\$7,699.56	\$0.00	\$0.00	\$0.00	\$0.00	\$584.00
***_**8824											
	110943	Mussario, Mark J.	<input checked="" type="checkbox"/>	<input type="checkbox"/>	\$4,696.18	\$5,326.18	\$0.00	\$0.00	\$0.00	\$0.00	\$630.00

See Accountants' Compilation Report

Batches 75704

Buffalo Grove Firefighters' Pension Fund

Multiple Batch Report

Check Date 3/31/2025

SSN	Family ID	Employee Name Alt Payee Name	ACH	Retro Check #	Net Amount	Member Gross	Health Insurance	Vision Insurance	Dental Insurance	QILDRO Deduct	Federal Tax
				0							
				<b>***_**8824 Subtotal:</b>	\$4,696.18	\$5,326.18	\$0.00	\$0.00	\$0.00	\$0.00	\$630.00
***_**8861	123484	Oeltgen, Mark E.	<input checked="" type="checkbox"/>	<input type="checkbox"/>	\$1,700.19	\$1,800.19	\$0.00	\$0.00	\$0.00	\$0.00	\$100.00
				0							
				<b>***_**8861 Subtotal:</b>	\$1,700.19	\$1,800.19	\$0.00	\$0.00	\$0.00	\$0.00	\$100.00
***_**6346	112338	Olsen, Scott J.	<input checked="" type="checkbox"/>	<input type="checkbox"/>	\$8,213.52	\$9,157.52	\$0.00	\$0.00	\$0.00	\$0.00	\$944.00
				0							
				<b>***_**6346 Subtotal:</b>	\$8,213.52	\$9,157.52	\$0.00	\$0.00	\$0.00	\$0.00	\$944.00
***_**6185	100900	Pearson, Daniel K.	<input checked="" type="checkbox"/>	<input type="checkbox"/>	\$8,074.73	\$11,698.87	\$0.00	\$0.00	\$0.00	\$1,576.09	\$1,693.00
				0							
	100900	Payment to Metro Federal Credit Union, Pearson -	<input checked="" type="checkbox"/>	<input type="checkbox"/>	\$25.00	\$0.00	\$0.00	\$0.00	\$0.00	\$0.00	\$0.00
				0							
	100900	Payment to Metro Federal Credit Union, Pearson -	<input checked="" type="checkbox"/>	<input type="checkbox"/>	\$330.05	\$0.00	\$0.00	\$0.00	\$0.00	\$0.00	\$0.00
				0							
				<b>***_**6185 Subtotal:</b>	\$8,429.78	\$11,698.87	\$0.00	\$0.00	\$0.00	\$1,576.09	\$1,693.00
***_**6758	110203	Peebles, John W.	<input checked="" type="checkbox"/>	<input type="checkbox"/>	\$5,876.59	\$6,973.59	\$0.00	\$0.00	\$0.00	\$0.00	\$1,097.00
				0							
				<b>***_**6758 Subtotal:</b>	\$5,876.59	\$6,973.59	\$0.00	\$0.00	\$0.00	\$0.00	\$1,097.00

See Accountants' Compilation Report

Batches 75704

Buffalo Grove Firefighters' Pension Fund

Multiple Batch Report

Check Date 3/31/2025 1

SSN	Family ID	Employee Name Alt Payee Name	ACH	Retro Check #	Net Amount	Member Gross	Health Insurance	Vision Insurance	Dental Insurance	QILDRO Deduct	Federal Tax
***-**-3191	125697	Pound, Clark J.	<input checked="" type="checkbox"/>	<input type="checkbox"/> 0	\$3,227.47	\$7,848.14	\$824.36	\$4.06	\$35.80	\$2,592.45	\$1,164.00
		<b>***-**-3191 Subtotal:</b>			\$3,227.47	\$7,848.14	\$824.36	\$4.06	\$35.80	\$2,592.45	\$1,164.00
***-**-3821	100882	Sashko, Timothy E.	<input checked="" type="checkbox"/>	<input type="checkbox"/> 0	\$10,705.31	\$11,675.10	\$0.00	\$0.00	\$0.00	\$0.00	\$969.79
		<b>***-**-3821 Subtotal:</b>			\$10,705.31	\$11,675.10	\$0.00	\$0.00	\$0.00	\$0.00	\$969.79
***-**-2247	118843	Schiradelly, Richard K.	<input checked="" type="checkbox"/>	<input type="checkbox"/> 0	\$6,736.28	\$7,570.28	\$0.00	\$0.00	\$0.00	\$0.00	\$834.00
		<b>***-**-2247 Subtotal:</b>			\$6,736.28	\$7,570.28	\$0.00	\$0.00	\$0.00	\$0.00	\$834.00
***-**-8150	100883	Schwarz, Scott R.	<input checked="" type="checkbox"/>	<input type="checkbox"/> 0	\$5,439.34	\$6,072.13	\$0.00	\$0.00	\$0.00	\$0.00	\$632.79
		<b>***-**-8150 Subtotal:</b>			\$5,439.34	\$6,072.13	\$0.00	\$0.00	\$0.00	\$0.00	\$632.79
***-**-8900	100892	Shurba Jr, Anthony J.	<input checked="" type="checkbox"/>	<input type="checkbox"/> 0	\$6,384.24	\$6,907.24	\$0.00	\$0.00	\$0.00	\$0.00	\$523.00
		<b>***-**-8900 Subtotal:</b>			\$6,384.24	\$6,907.24	\$0.00	\$0.00	\$0.00	\$0.00	\$523.00
***-**-4498	100902	Skalla, Donald W.	<input checked="" type="checkbox"/>	<input type="checkbox"/> 0	\$4,863.21	\$6,384.52	\$693.77	\$0.00	\$42.54	\$0.00	\$785.00

See Accountants' Compilation Report

Batches 75704

Buffalo Grove Firefighters' Pension Fund

Multiple Batch Report

Check Date 3/31/2025 1

SSN	Family ID	Employee Name Alt Payee Name	ACH	Retro Check #	Net Amount	Member Gross	Health Insurance	Vision Insurance	Dental Insurance	QILDRO Deduct	Federal Tax
				0							
				<b>***_**4498 Subtotal:</b>	\$4,863.21	\$6,384.52	\$693.77	\$0.00	\$42.54	\$0.00	\$785.00
***_**2763											
	100901	Swieca, Larry K.	<input checked="" type="checkbox"/>	<input type="checkbox"/>	\$8,264.94	\$10,492.88	\$0.00	\$0.00	\$71.60	\$0.00	\$778.50
				0							
	100901	Payment to Metro Federal Credit Union, Swieca -	<input checked="" type="checkbox"/>	<input type="checkbox"/>	\$1,377.84	\$0.00	\$0.00	\$0.00	\$0.00	\$0.00	\$0.00
				0							
				<b>***_**2763 Subtotal:</b>	\$9,642.78	\$10,492.88	\$0.00	\$0.00	\$71.60	\$0.00	\$778.50
***_**5299											
	117479	Tallas, Karl S.	<input checked="" type="checkbox"/>	<input type="checkbox"/>	\$4,796.88	\$5,260.88	\$0.00	\$0.00	\$0.00	\$0.00	\$464.00
				0							
				<b>***_**5299 Subtotal:</b>	\$4,796.88	\$5,260.88	\$0.00	\$0.00	\$0.00	\$0.00	\$464.00
***_**7738											
	100896	Tierney, Paul N.	<input checked="" type="checkbox"/>	<input type="checkbox"/>	\$8,418.66	\$10,101.69	\$0.00	\$0.00	\$0.00	\$0.00	\$1,683.03
				0							
				<b>***_**7738 Subtotal:</b>	\$8,418.66	\$10,101.69	\$0.00	\$0.00	\$0.00	\$0.00	\$1,683.03
***_**8360											
	123210	Two Bulls Jr, Ronald S.	<input checked="" type="checkbox"/>	<input type="checkbox"/>	\$7,255.55	\$8,459.55	\$0.00	\$0.00	\$0.00	\$0.00	\$1,204.00
				0							
				<b>***_**8360 Subtotal:</b>	\$7,255.55	\$8,459.55	\$0.00	\$0.00	\$0.00	\$0.00	\$1,204.00
***_**6077											
	122052	Wagner, William J.	<input checked="" type="checkbox"/>	<input type="checkbox"/>	\$10,124.98	\$11,375.98	\$0.00	\$0.00	\$0.00	\$0.00	\$1,251.00

See Accountants' Compilation Report

Batches 75704

Buffalo Grove Firefighters' Pension Fund

Multiple Batch Report

Check Date 3/31/2025

SSN	Family ID	Employee Name Alt Payee Name	ACH	Retro Check #	Net Amount	Member Gross	Health Insurance	Vision Insurance	Dental Insurance	QILDRO Deduct	Federal Tax
				0							
				<b>***-**6077 Subtotal:</b>	\$10,124.98	\$11,375.98	\$0.00	\$0.00	\$0.00	\$0.00	\$1,251.00
***-**0292											
	100877	Wieser Jr, Joseph G.	<input checked="" type="checkbox"/>	<input type="checkbox"/>	\$7,100.61	\$10,340.58	\$1,509.97	\$0.00	\$0.00	\$0.00	\$1,730.00
				0							
				<b>***-**0292 Subtotal:</b>	\$7,100.61	\$10,340.58	\$1,509.97	\$0.00	\$0.00	\$0.00	\$1,730.00
***-**0224											
	100887	Wisniewski, Thomas E.	<input checked="" type="checkbox"/>	<input type="checkbox"/>	\$6,772.24	\$8,443.92	\$693.77	\$5.07	\$42.54	\$0.00	\$930.30
				0							
				<b>***-**0224 Subtotal:</b>	\$6,772.24	\$8,443.92	\$693.77	\$5.07	\$42.54	\$0.00	\$930.30
***-**2916											
	111555	Zarnecki, Kenneth P.	<input checked="" type="checkbox"/>	<input type="checkbox"/>	\$4,981.41	\$8,823.38	\$648.72	\$8.12	\$71.60	\$0.00	\$1,313.53
				0							
	111555	Payment to Metro Federal Credit Union, Zarnecki -	<input checked="" type="checkbox"/>	<input type="checkbox"/>	\$1,800.00	\$0.00	\$0.00	\$0.00	\$0.00	\$0.00	\$0.00
				0							
				<b>***-**2916 Subtotal:</b>	\$6,781.41	\$8,823.38	\$648.72	\$8.12	\$71.60	\$0.00	\$1,313.53
				<b>Service Subtotal:</b>	\$318,336.06	\$384,959.27	\$11,351.45	\$49.80	\$629.70	\$7,563.52	\$47,028.74
<u>Surviving Spouse</u>											
***-**8449											
	100879	Barry, Cynthia L.	<input checked="" type="checkbox"/>	<input type="checkbox"/>	\$3,467.04	\$3,672.61	\$0.00	\$0.00	\$0.00	\$0.00	\$205.57
				0							
				<b>***-**8449 Subtotal:</b>	\$3,467.04	\$3,672.61	\$0.00	\$0.00	\$0.00	\$0.00	\$205.57

See Accountants' Compilation Report

Batches 75704

Buffalo Grove Firefighters' Pension Fund

Multiple Batch Report

Check Date 3/31/2025

SSN	Family ID	Employee Name Alt Payee Name	ACH	Retro Check #	Net Amount	Member Gross	Health Insurance	Vision Insurance	Dental Insurance	QILDRO Deduct	Federal Tax
***-**-5233	101573	Calibraro, Mrs. Deborah A.	<input checked="" type="checkbox"/>	<input type="checkbox"/> 0	\$2,474.83	\$2,761.61	\$0.00	\$0.00	\$42.54	\$0.00	\$244.24
		<b>***-**-5233 Subtotal:</b>			\$2,474.83	\$2,761.61	\$0.00	\$0.00	\$42.54	\$0.00	\$244.24
***-**-7312	113260	Hauber, Kimberly J.	<input checked="" type="checkbox"/>	<input type="checkbox"/> 0	\$8,328.99	\$8,462.44	\$0.00	\$13.36	\$120.09	\$0.00	\$0.00
		<b>***-**-7312 Subtotal:</b>			\$8,328.99	\$8,462.44	\$0.00	\$13.36	\$120.09	\$0.00	\$0.00
***-**-5766	100898	Postma, Julie A.	<input checked="" type="checkbox"/>	<input type="checkbox"/> 0	\$7,726.87	\$9,186.87	\$0.00	\$0.00	\$0.00	\$0.00	\$1,460.00
		<b>***-**-5766 Subtotal:</b>			\$7,726.87	\$9,186.87	\$0.00	\$0.00	\$0.00	\$0.00	\$1,460.00
***-**-6747	101574	Smith, Rebecca	<input checked="" type="checkbox"/>	<input type="checkbox"/> 0	\$2,466.24	\$2,901.08	\$0.00	\$0.00	\$0.00	\$0.00	\$434.84
		<b>***-**-6747 Subtotal:</b>			\$2,466.24	\$2,901.08	\$0.00	\$0.00	\$0.00	\$0.00	\$434.84
		<b>Surviving Spouse Subtotal:</b>			\$24,463.97	\$26,984.61	\$0.00	\$13.36	\$162.63	\$0.00	\$2,344.65

Batches 75704

Buffalo Grove Firefighters' Pension Fund

Multiple Batch Report

Check Date 3/31/2025

SSN	Family ID	Employee Name Alt Payee Name	ACH	Retro Check #	Net Amount	Member Gross	Health Insurance	Vision Insurance	Dental Insurance	QILDRO Deduct	Federal Tax
-----	-----------	---------------------------------	-----	------------------	------------	-----------------	---------------------	---------------------	---------------------	------------------	-------------

Totals

ACH Flag	Payments	Net Payment Total	Gross	Health Insurance	Vision Insurance	Dental Insurance	QILDRO Deduct	Federal Tax
Yes	72	\$374,058.57	\$444,884.76	\$12,064.77	\$79.40	\$935.53	\$7,563.52	\$50,182.97
No	1	\$2,408.45	\$2,592.45	\$0.00	\$0.00	\$0.00	\$0.00	\$184.00
<b>Grand Total</b>	<b>73</b>	<b>\$376,467.02</b>	<b>\$447,477.21</b>	<b>\$12,064.77</b>	<b>\$79.40</b>	<b>\$935.53</b>	<b>\$7,563.52</b>	<b>\$50,366.97</b>

# Buffalo Grove Firefighters' Pension Fund

## Quarterly Deduction Report

All Bank Accounts  
January 1, 2025 - March 31, 2025

Date	Check Number	Vendor Name	Invoice Amount	Check Amount
01/31/25	30622	<b>Village of Buffalo Grove - Insurance</b>		
		20-220-00 Medical Insurance - 01/25	11,351.45	
		20-220-00 Vision Insurance	79.40	
		20-220-00 Dental Insurance	935.53	
		<b>ACH Amount (Direct Deposit)</b>		<u>12,366.38</u>
01/31/25	30623	<b>Internal Revenue Service</b>		
		20-230-00 Internal Revenue Service	49,382.97	
		<b>ACH Amount (Direct Deposit)</b>		<u>49,382.97</u>
02/28/25	30627	<b>Village of Buffalo Grove - Insurance</b>		
		20-220-00 Medical Insurance - 02/25	11,351.45	
		20-220-00 Vision Insurance	79.40	
		20-220-00 Dental Insurance	935.53	
		<b>ACH Amount (Direct Deposit)</b>		<u>12,366.38</u>
02/28/25	30628	<b>Internal Revenue Service</b>		
		20-230-00 Internal Revenue Service	49,382.97	
		<b>ACH Amount (Direct Deposit)</b>		<u>49,382.97</u>
03/31/25	30635	<b>Village of Buffalo Grove - Insurance</b>		
		20-220-00 Medical Insurance - 03/25	12,064.77	
		20-220-00 Vision Insurance	79.40	
		20-220-00 Dental Insurance	935.53	
		<b>ACH Amount (Direct Deposit)</b>		<u>13,079.70</u>
03/31/25	30636	<b>Internal Revenue Service</b>		
		20-230-00 Internal Revenue Service	50,366.97	
		<b>ACH Amount (Direct Deposit)</b>		<u>50,366.97</u>
		<b>Total Payments</b>		<u><u>186,945.37</u></u>

# Buffalo Grove Firefighters' Pension Fund

## Quarterly Transfer Report

All Bank Accounts  
January 1, 2025 - March 31, 2025

Date	Check Number	Vendor Name	Invoice Amount	Check Amount
01/30/25	30625	<b>The Northern Trust Company</b> 13-800-01 Buffalo Grove Firefighters Pension Fund	25,800.00	
		<b>ACH Amount (Direct Deposit)</b>		<u>25,800.00</u>
02/27/25	30630	<b>The Northern Trust Company</b> 13-800-01 Buffalo Grove Firefighters Pension Fund	26,700.00	
		<b>ACH Amount (Direct Deposit)</b>		<u>26,700.00</u>
02/28/25	30631	<b>The Northern Trust Company</b> 13-800-01 Buffalo Grove Firefighters Pension Fund	154,622.99	
		<b>ACH Amount (Direct Deposit)</b>		<u>154,622.99</u>
03/13/25	30632	<b>The Northern Trust Company</b> 13-800-01 Buffalo Grove Firefighters Pension Fund	229,878.20	
		<b>ACH Amount (Direct Deposit)</b>		<u>229,878.20</u>
03/28/25	30638	<b>The Northern Trust Company</b> 13-800-01 Buffalo Grove Firefighters Pension Fund	20,000.00	
		<b>ACH Amount (Direct Deposit)</b>		<u>20,000.00</u>
<b>Total Payments</b>				<u><u>457,001.19</u></u>

# Buffalo Grove Firefighters' Pension Fund

## Quarterly Disbursement Report

All Bank Accounts  
January 1, 2025 - March 31, 2025

Date	Check Number	Vendor Name	Invoice Amount	Check Amount
01/21/25	30620	<b>Lauterbach &amp; Amen, LLP</b>		
		52-170-03 #99332 12/24 Accounting & Benefits	1,180.00	
		52-170-06 #99332 12/24 PSA	1,215.00	
		<b>ACH Amount (Direct Deposit)</b>		<u>2,395.00</u>
01/21/25	30621	<b>Ottosen DiNolfo, LTD</b>		
		52-170-05 #11483 General	322.50	
		52-170-05 #10009 General	467.50	
		52-170-05 #11484 Dorsey Disability	1,595.00	
		52-170-05 #10010 Simmons Disability	2,090.00	
		<b>ACH Amount (Direct Deposit)</b>		<u>4,475.00</u>
01/22/25	50200	<b>BMO Bank</b>		
		52-190-04 Bank Fee	43.00	
		<b>Check Amount</b>		<u>43.00</u>
01/29/25	30624	<b>Eccezion, Ltd.</b>		
		52-170-02 #477327 Audit Service	3,282.50	
		<b>Check Amount</b>		<u>3,282.50</u>
01/31/25	50201	<b>IFPIF</b>		
		52-195-02 Other Fee & Expenses	2,890.45	
		52-195-05 Other Expenses	86.54	
		52-195-06 Swap Fees	2.40	
		52-195-07 Private Equity and Real Estate Fees	2,511.26	
		<b>Check Amount</b>		<u>5,490.65</u>
02/10/25	30626	<b>Lauterbach &amp; Amen, LLP</b>		
		52-170-03 #100235 01/25 Accounting & Benefits	1,215.00	
		52-170-06 #100235 01/25 PSA	1,250.00	
		<b>ACH Amount (Direct Deposit)</b>		<u>2,465.00</u>
02/24/25	30629	<b>Lauterbach &amp; Amen, LLP</b>		
		52-170-03 #100738 FYE24 1099's	395.00	
		<b>ACH Amount (Direct Deposit)</b>		<u>395.00</u>
02/24/25	50202	<b>BMO Bank</b>		
		52-190-04 Bank Fee	38.84	
		<b>Check Amount</b>		<u>38.84</u>

# Buffalo Grove Firefighters' Pension Fund

## Quarterly Disbursement Report

All Bank Accounts  
January 1, 2025 - March 31, 2025

Date	Check Number	Vendor Name	Invoice Amount	Check Amount
02/28/25	50203	<b>IFPIF</b>		
		52-195-02 Other Fee & Expenses	4,390.00	
		52-195-03 Management Fee	2,110.91	
		52-195-05 Other Expenses	95.40	
		52-195-06 Swap Fees	4.14	
		52-195-07 Private Equity and Real Estate Fees	288.62	
			<b>Check Amount</b>	<u>6,889.07</u>
03/06/25	50205	<b>Sawyer Falduto Asset Management, LLC</b>		
		52-190-01 Investment Manager/Advisor Fee	1,500.00	
			<b>Check Amount</b>	<u>1,500.00</u>
03/17/25	30633	<b>Lauterbach &amp; Amen, LLP</b>		
		52-170-03 #101429 02/25 Accounting & Benefits	1,215.00	
		52-170-06 #101429 02/25 PSA	1,250.00	
			<b>ACH Amount (Direct Deposit)</b>	<u>2,465.00</u>
03/20/25	30634	<b>Ottosen DiNolfo, LTD</b>		
		52-170-05 #12659 Dorsey Disability	82.50	
		52-170-05 #12658 General	1,422.50	
			<b>ACH Amount (Direct Deposit)</b>	<u>1,505.00</u>
03/24/25	50204	<b>BMO Bank</b>		
		52-190-04 Bank Fee	64.55	
			<b>Check Amount</b>	<u>64.55</u>
03/28/25	30637	<b>Lauterbach &amp; Amen, LLP</b>		
		52-170-03 #102146 FYE24 Workpapers	1,110.00	
			<b>ACH Amount (Direct Deposit)</b>	<u>1,110.00</u>
03/31/25	50206	<b>IFPIF</b>		
		52-195-01 Administrator Expenses	-417.66	
		52-195-03 Management Fee	6,924.12	
		52-195-05 Other Expenses	74.03	
		52-195-02 Other Fee & Expenses	2,369.47	
		52-195-07 Private Equity and Real Estate Fees	23,532.98	
		52-195-06 Swap Fees	2,996.82	
			<b>Check Amount</b>	<u>35,479.76</u>
			<b>Total Payments</b>	<u><u>67,598.37</u></u>



ACCOUNT NUMBER: [REDACTED]

STATEMENT PERIOD  
04/01/25 TO 04/30/25

PAGE: 1 OF 2

BUFFALO GROVE FIREFIGHTERS PENSION FD  
LAUTERBACH & AMEN LLP AS AGENT FOR  
BUFFALO GROVE FIREFIGHTERS PENSION FD  
668 N RIVER RD  
NAPERVILLE IL 60563

ITEMS ENCLOSED 0

HYBRID CORPORATE CHECKING

ACCOUNT NUMBER [REDACTED]

ACCOUNT SUMMARY

YOUR PREVIOUS BALANCE WAS 12,304.60  
YOUR TRANSACTIONS THIS PERIOD INCLUDED:  
2 DEPOSITS 572,683.42  
9 WITHDRAWALS 572,577.30  
INTEREST PAID WAS .00  
YOUR ENDING BALANCE WAS 12,410.72  
YTD INTEREST PAID IS .00  
YTD INTEREST WITHHELD IS .00

TRANSACTIONS LISTED BY DATE POSTED

DATE POSTED	TRANSACTION DESCRIPTION	WITHDRAWALS OTHER DEBITS	DEPOSITS OTHER CREDITS
APR 02 CCD	Schwab Brokerage MoneyLink 22470517328		107,683.42
APR 03 PPD	Buffalo Grove FF ACH Offset T-Labachmen	107,683.42	
APR 14 FED	Wire Transfer Credit 250414182816		465,000.00
APR 14 PPD	Buffalo Grove FF ACH Offset T-Labachmen	2,465.00	
APR 21 PPD	Buffalo Grove FF ACH Offset T-Labachmen	6,835.53	
APR 22 ACCT	Analysis Serv Chg	38.99	
APR 28 PPD	Buffalo Grove FF ACH Offset T-Labachmen	14,500.00	
APR 30 PPD	Buffalo Grove FF ACH Offset T-Labachmen	9,610.85	
APR 30 PPD	Buffalo Grove FF ACH Offset T-Labachmen	377,828.50	
APR 30 CCD	IRS USATAXPYMT 52071916345	51,206.56	

THE FOLLOWING CHECKS ARE INCLUDED IN THIS STATEMENT

NUMBER	AMOUNT	DATE	NUMBER	AMOUNT	DATE	NUMBER	AMOUNT	DATE
00266	2,408.45	04/02						
SUBTOTAL				2,408.45				



ACCOUNT NUMBER: [REDACTED]

STATEMENT PERIOD  
04/01/25 TO 04/30/25

PAGE: 2 OF 2

BUFFALO GROVE FIREFIGHTERS PENSION FD  
LAUTERBACH & AMEN LLP AS AGENT FOR  
BUFFALO GROVE FIREFIGHTERS PENSION FD  
668 N RIVER RD  
NAPERVILLE IL 60563

CLOSING DAILY BALANCES AND DEBIT TOTALS [REDACTED]

DATE	BALANCE	DEBITS	DATE	BALANCE	DEBITS
APR 02	117,579.57	1	APR 22	465,556.63	1
APR 03	9,896.15	1	APR 28	451,056.63	1
APR 14	472,431.15	1	APR 30	12,410.72	3
APR 21	465,595.62	1			

TRANSACTION SUMMARY INFORMATION

DESCRIPTION	NUMBER	AMOUNT	DESCRIPTION	NUMBER	AMOUNT
ACH DEPOSIT	1	107,683.42	INCOMING WIRE	1	465,000.00
REGULAR CHECK	1	2,408.45	ACCT ANALYSIS SERV C	1	38.99
ACH ORIGINATION DB	6	518,923.30	ACH DEBIT	1	51,206.56

Quarterly Report

**Buffalo Grove Firefighters' Pension Fund**



Presented by:

Thomas S. Sawyer, Managing Partner  
John J. Falduto, Managing Partner  
Edward J. Lavin, Chief Investment Officer

**SAWYER FALDUTO**  
ASSET MANAGEMENT, LLC

Sawyer Falduto Asset Management, LLC  
589 S. York St.  
Elmhurst, IL 60126  
O: (630) 941-8560  
[www.sawyerfalduto.com](http://www.sawyerfalduto.com)

As of March 31, 2025

# Table of Contents

Cash Flow and Performance Review ..... 3

Portfolio Value vs Cumulative Net Investment ..... 4

Holdings ..... 5

Transactions ..... 6

Market Commentary ..... 7

There may be a slight difference in the ending value between this report and the Schwab statement due to accrued income, timing of transactions, and/or rounding. The Schwab statement continues to be the official custodial record for the account.

## Cash Flow and Performance Review

Buffalo Grove Firefighters' Pension Fund

### Cash Flow

	Quarter 1	Year to Date
Beginning Market Value	\$100,769	\$100,769
Contributions / Additions	\$491,629	\$491,629
Distributions	(\$384,501)	(\$384,501)
Income/Expenses	(\$214)	(\$214)
Ending Market Value	\$207,683	\$207,683

### Performance Review

Index	Quarter 1 Return	Year to Date Return
S&P 500 Composite	(4.3%)	(4.3%)
Russell 2000	(9.5%)	(9.5%)
MSCI EAFE Net	6.9%	6.9%
Blended FI	3.0%	3.0%
M-Star MMF	1.0%	1.0%

### Long-Term Performance

Index	1 Year Return	3 Year Return	5 Year Return	10 Year Return
S&P 500 Composite	8.3%	9.1%	18.6%	12.5%
Russell 2000	(4.0%)	0.5%	13.3%	6.3%
MSCI EAFE Net	4.9%	6.1%	11.8%	5.4%
Blended FI	5.6%	1.4%	0.1%	1.5%
M-Star MMF	4.6%	4.0%	2.4%	1.7%

Returns for periods exceeding 12 months are annualized.

### Disclosures

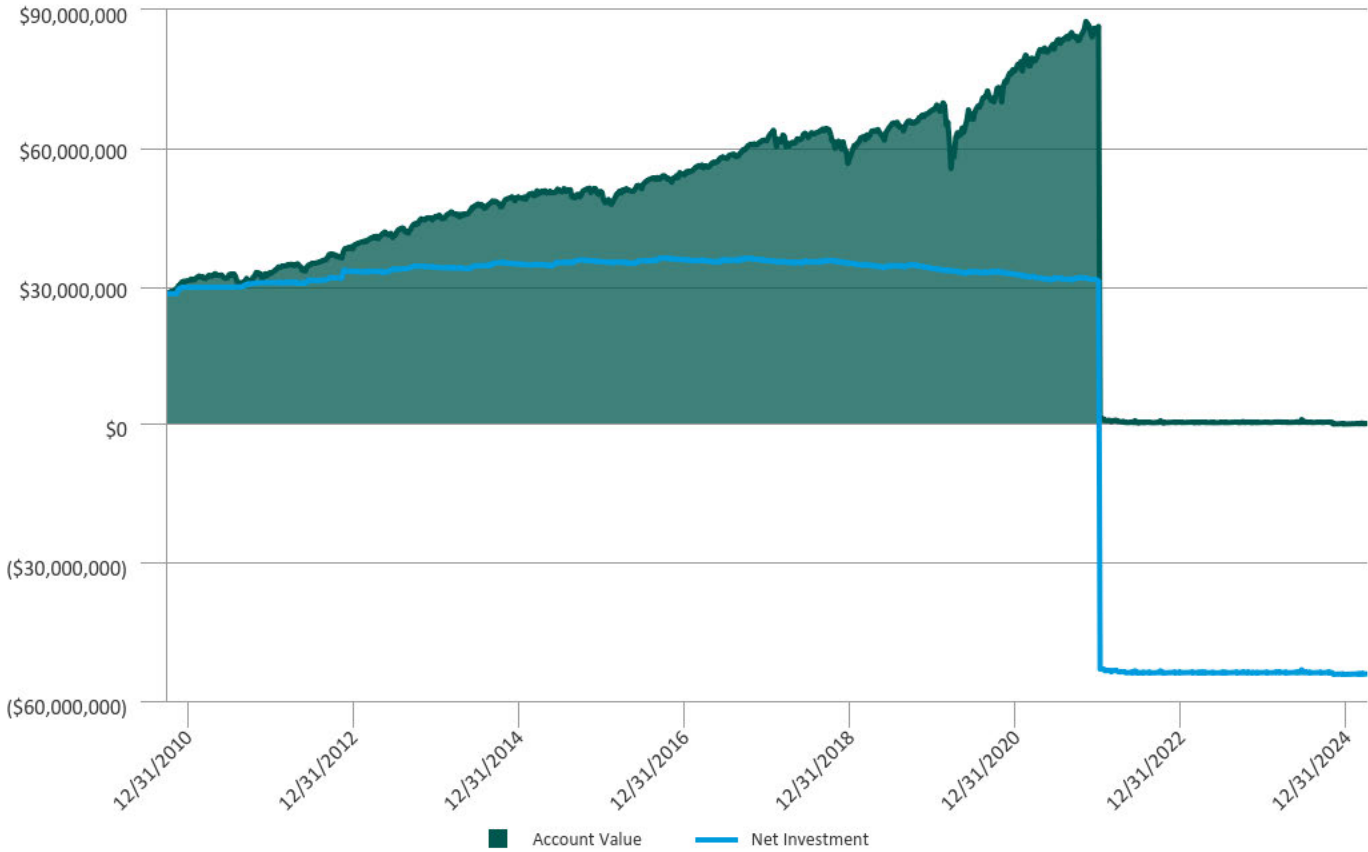
Information in this report was compiled using data from the custodian available as of the publishing date. While we believe the data to be reliable, we do not independently verify pricing and valuation data. Please refer to the official statements provided by the account custodian.

All date period references are on a calendar year basis. Fiscal year reports are available upon request.

Past performance does not guarantee future investment results.

## Portfolio Value vs Cumulative Net Investment

Buffalo Grove Firefighters' Pension Fund



	Inception to Date (9/30/2010)
Beginning Market Value	\$28,366,426
Receipts of Securities	\$0
Contributions / Additions	\$38,603,067
Distributions	(\$121,061,605)
Ending Market Value	\$207,683
Investment Return	\$54,299,796

## Holdings

Buffalo Grove Firefighters' Pension Fund

Weight	Description	Symbol	Moody's Rating	S&P Rating	Quantity	Value	Current Yield	Annual Income
<b>Cash Equivalent</b>								
<b>Cash Equivalent</b>								
<b>Cash Equivalent</b>								
100.0%	Schwab Government Money Fund	SWGXX				\$207,683	4.0%	\$8,245
<b>100.0%</b>	<b>Total</b>					<b>\$207,683</b>	<b>4.0%</b>	<b>\$8,245</b>

## Transactions

Buffalo Grove Firefighters' Pension Fund  
From December 31, 2024 to March 31, 2025

Trade Date	Activity	Description	Quantity	Amount	Accrued Interest
3/28/2025	Deposit	Schwab Government Money Fund		\$29,848	
3/27/2025	Deposit	Schwab Government Money Fund		\$23,626	
3/17/2025	Deposit	Schwab Government Money Fund		\$10,376	
3/17/2025	Income (Reinvested Dividend)	Schwab Government Money Fund	481.05	\$481	
3/14/2025	Deposit	Schwab Government Money Fund		\$19,498	
3/13/2025	Deposit	Schwab Government Money Fund		\$23,854	
3/10/2025	Withdrawal	Schwab Government Money Fund		\$229,878	
3/7/2025	Deposit	Schwab Government Money Fund		\$165,249	
3/6/2025	Deposit	Schwab Government Money Fund		\$18,752	
3/6/2025	Expense (Management Fee)	Schwab Government Money Fund		\$1,500	
2/27/2025	Deposit	Schwab Government Money Fund		\$24,086	
2/27/2025	Deposit	Schwab Government Money Fund		\$23,291	
2/26/2025	Deposit	Schwab Government Money Fund		\$6,550	
2/26/2025	Withdrawal	Schwab Government Money Fund		\$154,623	
2/25/2025	Deposit	Schwab Government Money Fund		\$49,666	
2/18/2025	Income (Reinvested Dividend)	Schwab Government Money Fund	616.28	\$616	
2/13/2025	Deposit	Schwab Government Money Fund		\$24,403	
1/30/2025	Deposit	Schwab Government Money Fund		\$24,117	
1/16/2025	Deposit	Schwab Government Money Fund		\$23,831	
1/15/2025	Income (Reinvested Dividend)	Schwab Government Money Fund	189.09	\$189	
1/2/2025	Deposit	Schwab Government Money Fund		\$24,483	

## Quarterly Market Commentary

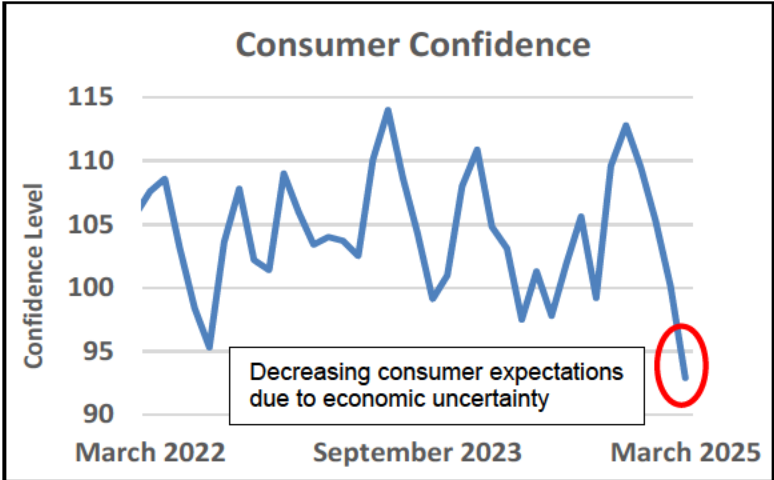
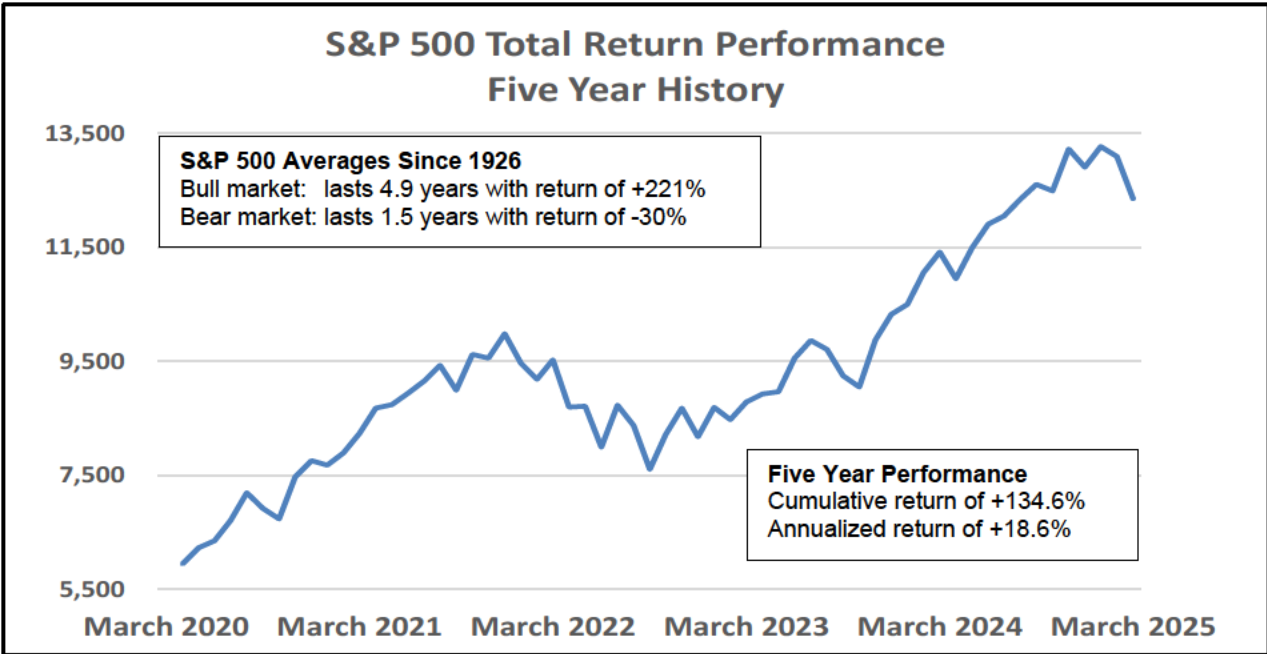
**Economic Overview**

**1Q 2025 Key Observations**

- Declining consumer sentiment signaled growing concerns about economic conditions
- Federal Reserve policy decisions must now balance inflationary concerns with slowing economic growth
- Tariffs have created an uncertain economic playing field and increased market volatility
- Equity market losses accelerated in March with the announcement of additional tariff plans
- Inflation has been steady although still above the Federal Reserve long-term target of 2.0%
- Probability for 2025 recession has increased in light of heightened trade policy uncertainty

**Stock Market Perspective**

- The U.S. stock market started the year strong only to decline as the possibility of tariffs became a reality
- Historically, market corrections are relatively short-lived when compared to periods of positive performance



## Quarterly Market Commentary

### Equity Market Overview

#### Market Observations

- Tariff news generated wide spread concerns across the equity markets
- S&P 500 growth stocks decreased -8.5% during the quarter while value stocks were up +0.3%
- Economic uncertainty hit the Technology sector hard as investor focused on downside risks
- International stocks were positive during the quarter led by improving company and macro factors

#### S&P 500 Performance Overview

- “MAG 7” focused growth stocks posted a loss of -16.0% during the 1Q
- High dividend stocks were among the best performing stocks amid the market volatility
- Tariffs and weakening economic conditions have dampened investor enthusiasm for “risk-on” trades

#### Equity Indices – Total Return Through March 31, 2025

Equity Indices	1Q 2025	1 Year	3 Year Annualized	5 Year Annualized	10 Year Annualized
S&P 500 - US Large Cap	-4.27%	+8.25%	+9.06%	+18.58%	+12.49%
Russell 2000 - US Mid/Small Cap	-9.48%	-4.02%	+0.49%	+13.23%	+6.27%
MSCI EAFE - International	+6.86%	+4.85%	+6.05%	+11.76%	+5.39%

#### S&P 500 Total Return – Performance Summary Through March 31, 2025

Best Sectors		Worst Sectors		Best Stocks		Worst Stocks	
Energy	+10%	Consumer Discretionary	-14%	CVS Health	53%	Deckers Outdoor	-45%
Health Care	+7%	Technology	-13%	Philip Morris	33%	Tesla	-36%
Consumer Staples	+5%	Communications	-6%	Newmont Mining	30%	ON Semiconductor	-35%
Utilities	+5%	Industrials	0%	AT&T	26%	Teradyne	-34%
Real Estate	+4%	Materials	+3%	Consolidated Edison	25%	Moderna	-32%

## Quarterly Market Commentary

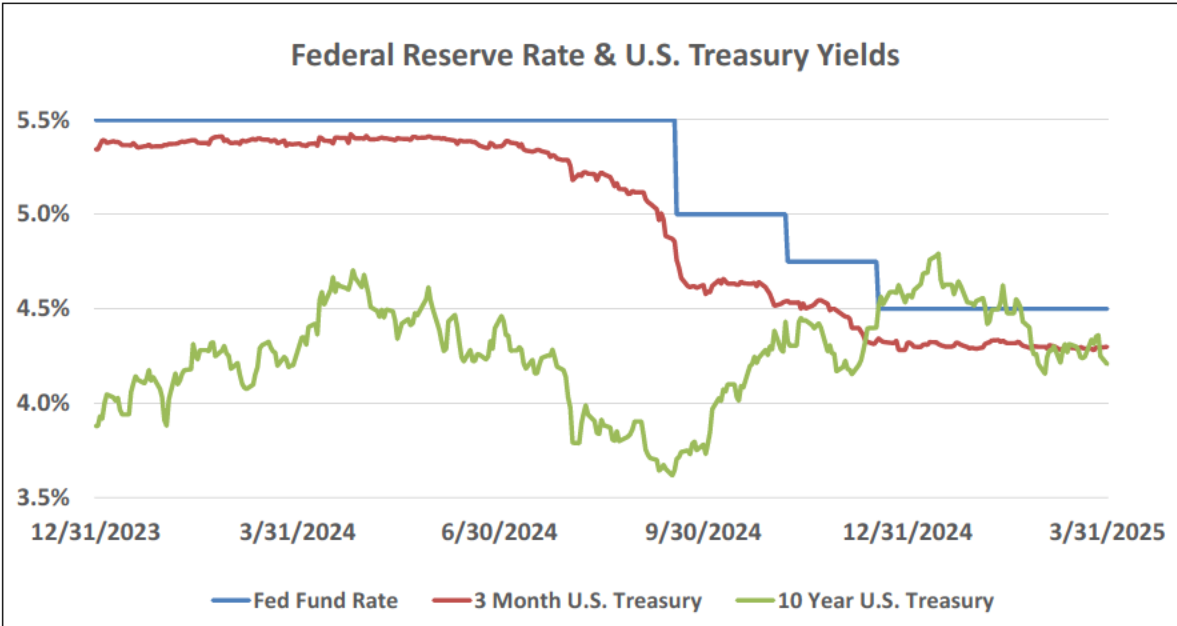
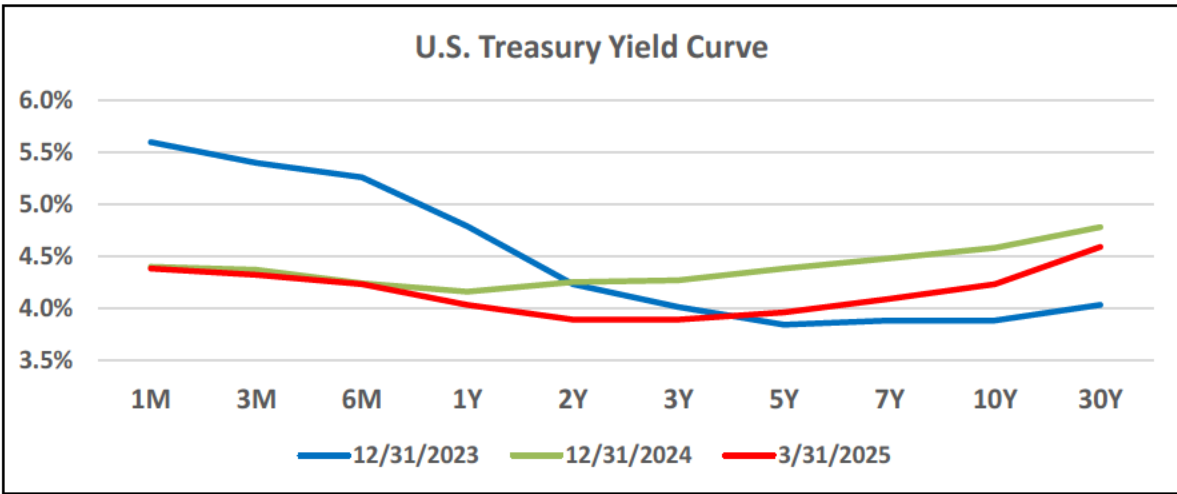
**Fixed Income Overview**

**Market Observations**

- Fed Fund rate remains unchanged at 4.5% after no policy action at the January or March meetings
- Market is now anticipating two or maybe three rate cuts by the Federal Reserve in 2025
- Investor concerns are focused an increasing inflation trend and slowing economic growth

**Fixed Income Yield Overview**

- Yields for maturities less than 1 year were little changed during 1Q 2025
- Softer U.S. economic data and tariff announcements pushed longer term yields lower during the quarter
- Federal Reserve policy will need to balance inflation concerns with weakening economic conditions
- Risks include a continued upward inflation trend, policy uncertainty and ongoing geopolitical tensions



## Quarterly Market Commentary

### Fixed Income Overview (continued)

#### Fixed Income – Broad Market Characteristics

- Inflation and economic growth expectations will be in focus for fixed income investors

#### Fixed Income Index Characteristics – March 31, 2025

Index	YTD Total Return	Duration	Market Yield	Average Coupon
Blended Fixed Income Benchmark	+2.97%	5.27	4.56%	4.50%
Barclay's U.S. Government	+2.91%	5.81	4.11%	3.09%
Barclay's U.S. Intermediate Government / Credit	+2.42%	3.67	4.26%	3.45%

### Looking Ahead

#### Thoughts & Considerations

##### Economy

- Tariffs have driven economic uncertainty with no clear finish line in sight
- Concerns of a recession are increasing as economic growth is under stress
- Consumer confidence is weakening amid fears of rising inflation and deteriorating economic conditions

##### Equity Markets

- Equity market volatility reflects a changing economic landscape highlighted by tariff policies
- International equity markets have been a bright spot amid a U.S. domestic sell-off
- The AI theme for equities has taken a step back amid stretched valuations and general economic concerns

##### Fixed Income Markets

- Short-term yields continue to offer good relative value especially given the equity market volatility
- Investors are recalibrating potential Federal Reserve policy actions as economic growth concerns rise
- The yield curve will be subject to heightened levels of volatility tied to economic policy decisions

## Statement of Results

Illinois Firefighters Pension Investment Fund		
Currency: USD (\$)	January 2025	2025 YTD
<b>Beginning NAVs:</b>		
Beginning NAV	87,360,730.88	87,360,730.88
Contributions	25,817.28	25,817.28
Withdrawals	465,000.00	465,000.00
Net Time Weighted Activity	-269,153.81	
Allocation Balance	87,091,577.07	
Allocation Percent	0.92%	
<b>Income &amp; Expenses:</b>		
Unrealized Gain/Loss	1,464,795.57	1,464,795.57
Realized Gain/Loss	467,986.31	467,986.31
Dividend Income	28,852.33	28,852.33
Interest Income	95,603.54	95,603.54
Derivative Income	-	-
Private Markets (P.E./R.E./P.C./I.N.F) Income Earned	7,519.83	7,519.83
Income Adjustments for the period		
Other Income	-	-
<b>Total Income</b>	<b>2,064,757.58</b>	<b>2,064,757.58</b>
Administrator Expenses (FPIF)	-	-
Other Fee & Expenses (FPIF)	2,890.45	2,890.45
Other Expenses	86.54	86.54
Swap Fees	2.40	2.40
Private Markets (P.E./R.E./P.C./I.N.F) Fees	2,511.26	2,511.26
Management Fee	-	-
<b>Total Fee &amp; Expenses</b>	<b>5,490.65</b>	<b>5,490.65</b>
<b>Net Income</b>	<b>2,059,266.93</b>	<b>2,059,266.93</b>
<b>Ending NAVs:</b>		
Ending NAV	88,980,815.09	88,980,815.09
<b>Rate of Returns:</b>		
Return on Invested Capital	2.37%	2.37%
Return on Total Assets	2.36%	2.36%
Ownership	0.92%	

**Disclaimer / Important Information:**

*The Plan Total reflects the total of underlying plan balances, and may not be equal to the sum of displayed columns.*

*Although this report has been prepared using information believed to be reliable, it may contain information provided by third parties or derived from third party information, and/or information that may have been obtained from, categorized or otherwise reported based upon client direction. The Northern Trust Company does not guarantee the accuracy, timeliness or completeness of any such information. The information included in this report is intended to assist clients with their financial reporting needs, but you must consult with your accountants, auditors and/or legal counsel to ensure your accounting and financial reporting complies with applicable laws, regulations and accounting guidance. The Northern Trust Company and its affiliates shall have no responsibility for the consequences of investment decisions made in reliance on information contained in this report.*

# Buffalo Grove Firefighters Pension Fund

## Portfolio Activity Report

From 1/1/2025 To 1/31/2025

(Report as of February 24, 2025)

Date	Name	Base Amount	Cash Amount	Note
<b>Client Activities:</b>				
1/14/2025	Buffalo Grove	465,000.00	(465,000.00)	PPF PAYMENT TRANSFER FROM MEMBER FUND ACCOUNT ON NT PLATFORM TO EXTERNAL MEMBER FUND ACCT
1/30/2025	Buffalo Grove	25,800.00	25,800.00	RECEIVED ACH FOR MEMBER FUND CONTRIBUTION.
<b>Total Client Activities:</b>		<b>490,800.00</b>	<b>(439,200.00)</b>	
<b>Investment Activities:</b>				
1/7/2025	Illinois Firefighters Pension Investment Fund	17.28	(17.28)	INTEREST EARNED ON MEMBER FUND CONTRIBUTIONS PLAN #130
1/14/2025	Illinois Firefighters Pension Investment Fund	465,000.00	465,000.00	PPF TRANSFER TRANSFER FROM FPIF MAIN CASH ACCT TO MEMBER FUND CASH ACCOUNT ON NT PLATFORM
1/31/2025	Illinois Firefighters Pension Investment Fund	25,800.00	(25,800.00)	PLAN # 130
<b>Total Investment Activities:</b>		<b>490,817.28</b>	<b>439,182.72</b>	
<b>Total Portfolio Activites:</b>		<b>981,617.28</b>	<b>(17.28)</b>	

## Statement of Results

	Illinois Firefighters Pension Investment Fund	
Currency: USD (\$)	February 2025	2025 YTD
<b>Beginning NAVs:</b>		
Beginning NAV	88,980,815.09	87,360,730.88
Contributions	181,326.06	207,143.34
Withdrawals	465,000.00	930,000.00
Net Time Weighted Activity	-242,628.91	
Allocation Balance	88,738,186.18	
Allocation Percent	0.92%	
<b>Income &amp; Expenses:</b>		
Unrealized Gain/Loss	-133,117.77	1,331,677.80
Realized Gain/Loss	126,560.81	594,547.12
Dividend Income	41,571.14	70,423.47
Interest Income	87,691.61	183,295.15
Derivative Income	-	-
Private Markets (P.E./R.E./P.C./I.N.F) Income Earned	16.21	7,536.04
Income Adjustments for the period		
Other Income	-	-
<b>Total Income</b>	<b>122,722.00</b>	<b>2,187,479.58</b>
Administrator Expenses (FPIF)	-	-
Other Fee & Expenses (FPIF)	4,390.00	7,280.45
Other Expenses	95.40	181.94
Swap Fees	4.14	6.54
Private Markets (P.E./R.E./P.C./I.N.F) Fees	288.62	2,799.88
Management Fee	2,110.91	2,110.91
<b>Total Fee &amp; Expenses</b>	<b>6,889.07</b>	<b>12,379.72</b>
<b>Net Income</b>	<b>115,832.93</b>	<b>2,175,099.86</b>
<b>Ending NAVs:</b>		
Ending NAV	88,812,974.08	88,812,974.08
<b>Rate of Returns:</b>		
Return on Invested Capital	0.12%	2.50%
Return on Total Assets	0.13%	2.50%
Ownership	0.91%	

**Disclaimer / Important Information:**

*The Plan Total reflects the total of underlying plan balances, and may not be equal to the sum of displayed columns.*

*Although this report has been prepared using information believed to be reliable, it may contain information provided by third parties or derived from third party information, and/or information that may have been obtained from, categorized or otherwise reported based upon client direction. The Northern Trust Company does not guarantee the accuracy, timeliness or completeness of any such information. The information included in this report is intended to assist clients with their financial reporting needs, but you must consult with your accountants, auditors and/or legal counsel to ensure your accounting and financial reporting complies with applicable laws, regulations and accounting guidance. The Northern Trust Company and its affiliates shall have no responsibility for the consequences of investment decisions made in reliance on information contained in this report.*

# Buffalo Grove Firefighters Pension Fund

## Portfolio Activity Report

From 2/1/2025 To 2/28/2025

(Report as of March 20, 2025)

Date	Name	Base Amount	Cash Amount	Note
<b>Client Activities:</b>				
2/14/2025	Buffalo Grove	465,000.00	(465,000.00)	PPF PAYMENT TRANSFER FROM MEMBER FUND ACCOUNT ON NT PLATFORM TO EXTERNAL MEMBER FUND ACCT
2/27/2025	Buffalo Grove	26,700.00	26,700.00	Received ACH for Member Fund Contribution.
2/28/2025	Buffalo Grove	154,622.99	154,622.99	Received ACH for Member Fund Contribution.
<b>Total Client Activities:</b>		<b>646,322.99</b>	<b>(283,677.01)</b>	
<b>Investment Activities:</b>				
2/7/2025	Illinois Firefighters Pension Investment Fund	3.07	(3.07)	INTEREST EARNED ON MEMBER FUND CONTRIBUTIONS PLAN #130
2/14/2025	Illinois Firefighters Pension Investment Fund	465,000.00	465,000.00	PPF TRANSFER TRANSFER FROM FPIF MAIN CASH ACCT TO MEMBER FUND CASH ACCOUNT ON NT PLATFORM
2/28/2025	Illinois Firefighters Pension Investment Fund	26,700.00	(26,700.00)	MEMBER FUND CONTRIBUTION PLAN #130
2/28/2025	Illinois Firefighters Pension Investment Fund	154,622.99	(154,622.99)	FUNDS TRANSFERRED TO A/C 70-04563/ FPIF02 PLAN:130
<b>Total Investment Activities:</b>		<b>646,326.06</b>	<b>283,673.94</b>	
<b>Total Portfolio Activites:</b>		<b>1,292,649.05</b>	<b>(3.07)</b>	

## Statement of Results

Illinois Firefighters Pension Investment Fund		
Currency: USD (\$)	March 2025	2025 YTD
<b>Beginning NAVs:</b>		
Beginning NAV	88,812,974.08	87,360,730.88
Contributions	249,881.36	457,024.70
Withdrawals	465,000.00	1,395,000.00
Net Time Weighted Activity	-135,874.63	
Allocation Balance	88,677,099.45	
Allocation Percent	0.91%	
<b>Income &amp; Expenses:</b>		
Unrealized Gain/Loss	-2,195,355.16	-863,677.36
Realized Gain/Loss	71,637.59	666,184.71
Dividend Income	56,495.60	126,919.07
Interest Income	94,509.18	277,804.33
Derivative Income	52.45	52.45
Private Markets (P.E./R.E./P.C./I.N.F) Income Earned	-10,829.88	-3,293.84
Income Adjustments for the period		
Other Income	0.00	0.00
<b>Total Income</b>	<b>-1,983,490.22</b>	<b>203,989.36</b>
Administrator Expenses (FPIF)	-417.66	-417.66
Other Fee & Expenses (FPIF)	2,369.47	9,649.92
Other Expenses	74.03	255.97
Swap Fees	2,996.82	3,003.36
Private Markets (P.E./R.E./P.C./I.N.F) Fees	23,532.98	26,332.86
Management Fee	6,924.12	9,035.03
<b>Total Fee &amp; Expenses</b>	<b>35,479.76</b>	<b>47,859.48</b>
<b>Net Income</b>	<b>-2,018,969.98</b>	<b>156,129.88</b>
<b>Ending NAVs:</b>		
Ending NAV	86,578,885.46	86,578,885.46
<b>Rate of Returns:</b>		
Return on Invested Capital	-2.27%	0.17%
Return on Total Assets	-2.28%	0.16%
Ownership	0.91%	

**Disclaimer / Important Information:**

*The Plan Total reflects the total of underlying plan balances, and may not be equal to the sum of displayed columns.*

*Although this report has been prepared using information believed to be reliable, it may contain information provided by third parties or derived from third party information, and/or information that may have been obtained from, categorized or otherwise reported based upon client direction. The Northern Trust Company does not guarantee the accuracy, timeliness or completeness of any such information. The information included in this report is intended to assist clients with their financial reporting needs, but you must consult with your accountants, auditors and/or legal counsel to ensure your accounting and financial reporting complies with applicable laws, regulations and accounting guidance. The Northern Trust Company and its affiliates shall have no responsibility for the consequences of investment decisions made in reliance on information contained in this report.*

# Buffalo Grove Firefighters Pension Fund

## Portfolio Activity Report

From 3/1/2025 To 3/31/2025

(Report as of April 21, 2025)

Date	Name	Base Amount	Cash Amount	Note
<b>Client Activities:</b>				
3/13/2025	Buffalo Grove	229,878.20	229,878.20	Received ACH for Member Fund Contribution.
3/14/2025	Buffalo Grove	465,000.00	(465,000.00)	PPF PAYMENT TRANSFER FROM MEMBER FUND ACCOUNT ON NT PLATFORM TO EXTERNAL MEMBER FUND ACCT
3/28/2025	Buffalo Grove	20,000.00	20,000.00	Received ACH for Member Fund Contribution.
<b>Total Client Activities:</b>		<b>714,878.20</b>	<b>(215,121.80)</b>	
<b>Investment Activities:</b>				
3/7/2025	Illinois Firefighters Pension Investment Fund	3.16	(3.16)	INTEREST EARNED ON MEMBER FUND CONTRIBUTIONS PLAN #130
3/14/2025	Illinois Firefighters Pension Investment Fund	465,000.00	465,000.00	PPF TRANSFER TRANSFER FROM FPIF MAIN CASH ACCT TO MEMBER FUND CASH ACCOUNT ON NT PLATFORM
3/14/2025	Illinois Firefighters Pension Investment Fund	229,878.20	(229,878.20)	MEMBER FUND CONTRIBUTION PLAN #130
3/31/2025	Illinois Firefighters Pension Investment Fund	20,000.00	(20,000.00)	PLAN# 130
<b>Total Investment Activities:</b>		<b>714,881.36</b>	<b>215,118.64</b>	
<b>Total Portfolio Activites:</b>		<b>1,429,759.56</b>	<b>(3.16)</b>	

## Statement of Results

## Illinois Firefighters Pension Investment Fund

Currency: USD (\$)	December MTD Unadjusted Original Statement December 2024	December FYE YTD Unadjusted Original Statement December 2024	Fair Market Value Adjustment – Alternative Investments	December FYE YTD Adjusted Final Statement December 2024
<b>Beginning NAVs:</b>				
Beginning NAV	89,780,533.72	80,417,929.32		80,417,929.32
Contributions	124,009.79	3,511,814.22		3,511,814.22
Withdrawals	436,000.00	5,232,000.00		5,232,000.00
Net Time Weighted Activity	-247,218.27			
Allocation Balance	89,533,315.45			
Allocation Percent	0.92%			
<b>Income &amp; Expenses:</b>				
Unrealized Gain/Loss	-2,175,293.99	6,586,322.98	24,320.10	6,610,643.08
Realized Gain/Loss	-74,208.17	521,864.11		521,864.11
Dividend Income	55,951.57	517,385.06		517,385.06
Interest Income	102,099.83	1,139,651.91		1,139,651.91
Derivative Income	53.49	1,907.28		1,907.28
Private Markets (P.E./R.E./P.C./I.N.F) Income Earned	823.32	406.86		406.86
Other Income	-	-23.39		-23.39
<b>Total Income</b>	<b>-2,090,573.95</b>	<b>8,767,514.81</b>	<b>24,320.10</b>	<b>8,791,834.91</b>
Administrator Expenses (FPIF)	-	23,685.33		23,685.33
Other Fee & Expenses (FPIF)	3,902.46	23,976.45		23,976.45
Other Expenses	395.97	4,379.89		4,379.89
Swap Fees	59.77	216.74		216.74
Private Markets (P.E./R.E./P.C./I.N.F) Fees	4,074.52	18,365.39		18,365.39
Management Fees	8,805.96	33,903.67		33,903.67
<b>Total Fee &amp; Expenses</b>	<b>17,238.68</b>	<b>104,527.47</b>		<b>104,527.47</b>
<b>Net Income</b>	<b>-2,107,812.63</b>	<b>8,662,987.34</b>	<b>24,320.10</b>	<b>8,687,307.44</b>
<b>Ending NAVs:</b>	<b>87,360,730.88</b>	<b>87,360,730.88</b>	<b>24,320.10</b>	<b>87,385,050.98</b>
<b>Rate of Returns:</b>				
Return on Invested Capital	-2.36%	10.91%		10.94%
Return on Total Assets	-2.35%	10.91%		10.94%
Ownership	0.92%			

---

**Disclaimer / Important Information:**

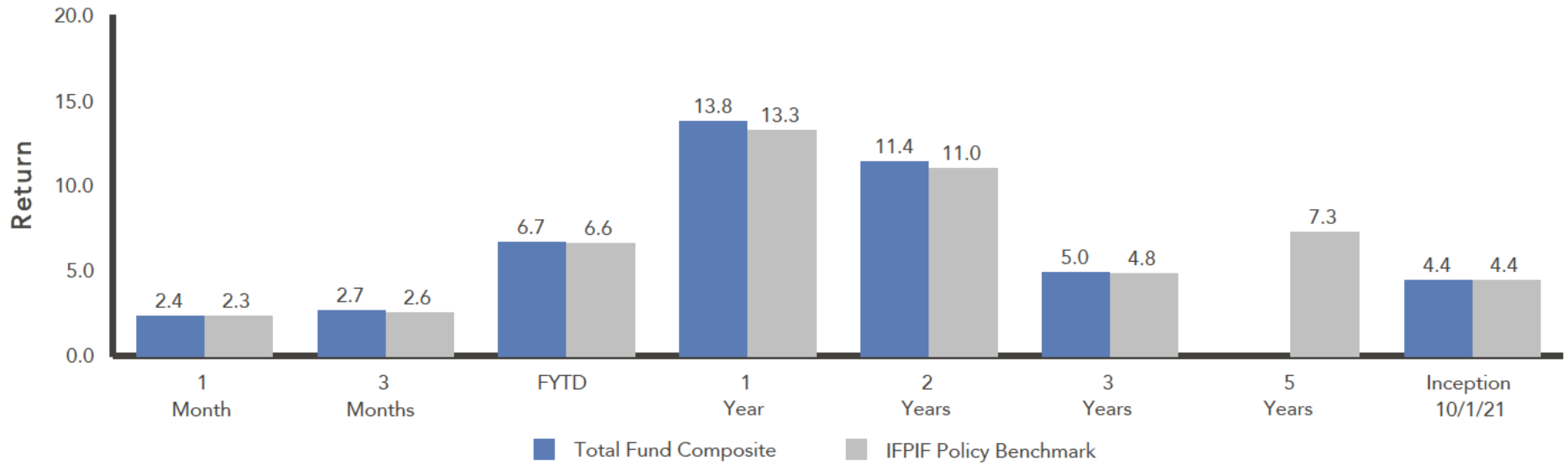
*The Plan Total reflects the total of underlying plan balances, and may not be equal to the sum of displayed columns.*

*Although this report has been prepared using information believed to be reliable, it may contain information provided by third parties or derived from third party information, and/or information that may have been obtained from, categorized or otherwise reported based upon client direction. The Northern Trust Company does not guarantee the accuracy, timeliness or completeness of any such information. The information included in this report is intended to assist clients with their financial reporting needs, but you must consult with your accountants, auditors and/or legal counsel to ensure your accounting and financial reporting complies with applicable laws, regulations and accounting guidance. The Northern Trust Company and its affiliates shall have no responsibility for the consequences of investment decisions made in reliance on information contained in this report.*

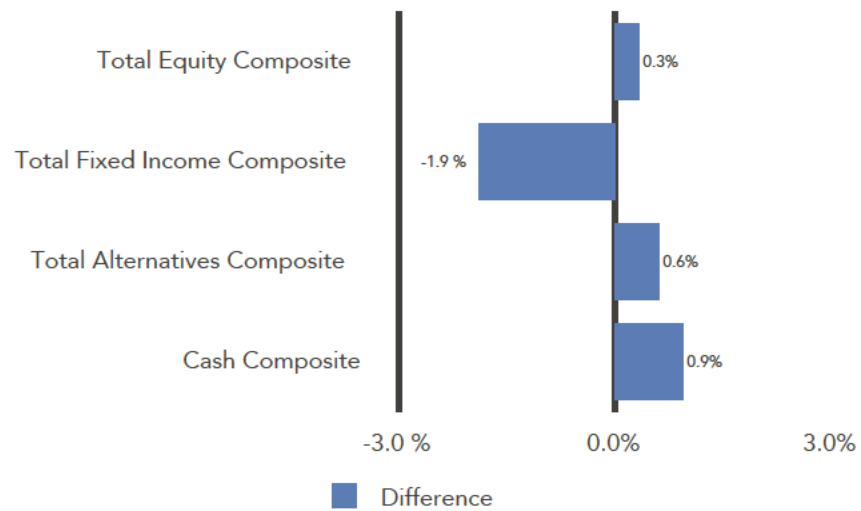
# Illinois Firefighters' Pension Investment Fund

Monthly Summary  
January 31, 2025

Preliminary, subject to change



Total Fund Composite vs. Target Allocation



	Current Balance	Portfolio	Policy
Total Fund Composite	9,711,833,614	100.0	100.0
Total Fund Composite excl. Member Funds	9,711,814,974	100.0	100.0
Total Equity Composite	6,344,280,131	65.3	65.0
Total Fixed Income Composite	2,730,351,110	28.1	30.0
Total Alternatives Composite	546,049,671	5.6	5.0
Cash Composite	91,125,344	0.9	0.0

Policy targets are based on Interim Asset Allocation.

Illinois Firefighters' Pension Investment Fund

Portfolio Allocation  
Month Ending January 31, 2025

	Asset Class	Market Value (\$)	Portfolio (%)	Policy (%)
<b>Total Fund Composite</b>		<b>9,711,833,614</b>	<b>100.0</b>	<b>100.0</b>
<b>Total Fund Composite excl. Member Funds</b>		<b>9,711,814,974</b>	<b>100.0</b>	<b>100.0</b>
<b>Total Equity Composite</b>		<b>6,344,280,131</b>	<b>65.3</b>	<b>65.0</b>
<b>U.S. Equity Composite</b>		<b>3,540,260,823</b>	<b>36.5</b>	<b>36.0</b>
Rhumbline Russell 200	Large-Cap Core	2,473,968,747	25.5	25.0
Rhumbline Russell Midcap	Mid-Cap Core	879,542,710	9.1	9.0
Rhumbline S&P 600	Small-Cap Core	186,749,366	1.9	2.0
<b>Non-U.S. Equity Composite</b>		<b>2,804,019,308</b>	<b>28.9</b>	<b>29.0</b>
<b>International Developed Equity Composite</b>		<b>1,884,641,695</b>	<b>19.4</b>	<b>19.0</b>
SSGA World ex US	Non-U.S. Large-Cap Core	1,589,294,357	16.4	16.0
SSGA World ex US Small	Non-U.S. Small-Cap Core	295,347,338	3.0	3.0
<b>Emerging Markets Equity Composite</b>		<b>919,377,613</b>	<b>9.5</b>	<b>10.0</b>
SSGA MSCI EM	Emerging Markets	401,820,931	4.1	0.0
SSGA MSCI EM ex China	Emerging Markets	340,887,629	3.5	8.0
SSGA EM Small	EM Small-Cap	176,669,053	1.8	2.0
<b>Total Fixed Income Composite</b>		<b>2,730,351,110</b>	<b>28.1</b>	<b>30.0</b>
<b>Rate Sensitive Composite</b>		<b>2,468,761,971</b>	<b>25.4</b>	<b>27.0</b>
<b>Short-Term Treasury Composite</b>		<b>273,697,627</b>	<b>2.8</b>	<b>3.0</b>
SSGA Short Treasury	Short-Term Govt. Fixed Income	273,697,627	2.8	3.0
<b>Core Fixed Income Composite</b>		<b>2,195,064,344</b>	<b>22.6</b>	<b>24.0</b>
Garcia Hamilton & Associates	Core Fixed Income	1,084,585,679	11.2	12.0
Brown Brothers Harriman & Co	Core Plus Fixed Income	1,110,478,665	11.4	12.0
<b>Credit Fixed Income Composite</b>		<b>261,589,139</b>	<b>2.7</b>	<b>3.0</b>
<b>Emerging Markets Debt Composite</b>		<b>261,589,139</b>	<b>2.7</b>	<b>3.0</b>
Macquarie Investment Management	EM Fixed Income	126,764,744	1.3	1.5
William Blair Investment Management	EM Fixed Income	134,824,392	1.4	1.5

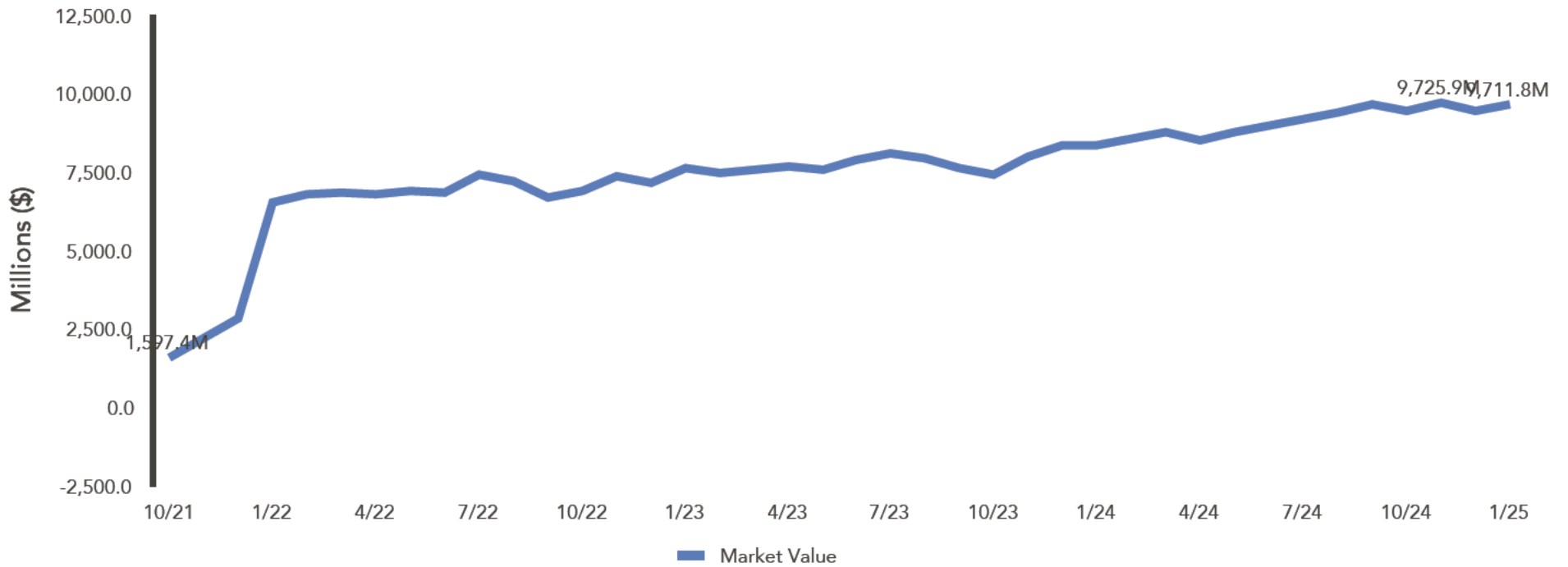
Illinois Firefighters' Pension Investment Fund

Portfolio Allocation  
Month Ending January 31, 2025

	Asset Class	Market Value (\$)	Portfolio (%)	Policy (%)
Total Alternatives Composite		546,049,671	5.6	5.0
Real Estate Composite		494,668,022	5.1	5.0
Private Equity Composite		1,303,036	0.0	0.0
Private Credit Composite		50,078,613	0.5	0.0
Cash Composite		91,125,344	0.9	0.0
Transition Composite		8,719	0.0	-
Member Funds Composite		18,640	0.0	-

Policy targets are based on Interim Asset Allocation.

Market Value History



Summary of Cash Flows

	1 Month (\$)	3 Months (\$)	FYTD (\$)	1 Year (\$)	2 Years (\$)	3 Years (\$)	Since Inception (\$)
Beginning Market Value	9,495,594,016	9,497,338,136	8,990,185,270	8,395,962,443	7,649,570,928	6,546,992,851	-
Net Cash Flow	-8,391,628	-40,043,406	117,470,193	153,720,711	199,402,844	1,780,864,601	8,513,784,799
Net Investment Change	224,631,225	254,538,883	604,178,151	1,162,150,460	1,862,859,841	1,383,976,162	1,198,048,814
Ending Market Value	9,711,833,614	9,711,833,614	9,711,833,614	9,711,833,614	9,711,833,614	9,711,833,614	9,711,833,614

## Illinois Firefighters' Pension Investment Fund

Annualized Performance (Net of Fees)  
As of January 31, 2025

	1 Mo (%)	3 Mo (%)	FYTD (%)	1 Yr (%)	2 Yrs (%)	3 Yrs (%)	5 Yrs (%)	SI (%)	Inception Date
<b>Total Fund Composite</b>	<b>2.4</b>	<b>2.7</b>	<b>6.7</b>	<b>13.8</b>	<b>11.4</b>	<b>5.0</b>	<b>-</b>	<b>4.4</b>	<b>Oct 21</b>
IFPIF Policy Benchmark	2.3	2.6	6.6	13.3	11.0	4.8	7.3	4.4	
IFPIF Actuarial Rate (7.125%)	0.6	1.7	4.1	7.1	7.1	7.1	-	7.1	
<b>Total Fund Composite excl. Member Funds</b>	<b>2.4</b>	<b>2.7</b>	<b>6.7</b>	<b>13.8</b>	<b>11.4</b>	<b>5.0</b>	<b>-</b>	<b>4.0</b>	<b>Nov 21</b>
IFPIF Policy Benchmark	2.3	2.6	6.6	13.3	11.0	4.8	7.3	3.5	
<b>Total Equity Composite</b>	<b>3.3</b>	<b>4.0</b>	<b>8.4</b>	<b>19.0</b>	<b>15.9</b>	<b>7.7</b>	<b>-</b>	<b>5.8</b>	<b>Nov 21</b>
MSCI AC World IMI Index (Net)	3.3	4.4	9.0	19.9	16.7	7.9	10.7	5.9	
<b>U.S. Equity Composite</b>	<b>3.3</b>	<b>6.7</b>	<b>12.6</b>	<b>26.1</b>	<b>22.5</b>	<b>11.3</b>	<b>-</b>	<b>9.3</b>	<b>Nov 21</b>
Russell 3000 Index	3.2	6.7	12.5	26.3	22.7	11.4	14.6	9.2	
Rhumblin Russell 200	2.9	7.1	11.9	28.1	26.6	12.8	-	11.2	Nov 21
Russell Top 200 Index	2.9	7.1	11.9	28.2	26.7	12.9	16.3	11.2	
Rhumblin Russell Midcap	4.2	5.4	14.5	21.9	14.0	7.9	-	4.9	Nov 21
Russell Midcap Index	4.3	5.5	14.6	22.0	14.1	8.0	11.0	5.0	
Rhumblin S&P 600	2.9	5.1	12.6	16.4	8.9	5.5	-	3.3	Nov 21
S&P SmallCap 600 Index	2.9	5.1	12.7	16.5	8.9	5.5	9.9	3.3	
<b>Non-U.S. Equity Composite</b>	<b>3.3</b>	<b>0.5</b>	<b>3.1</b>	<b>10.2</b>	<b>8.0</b>	<b>3.0</b>	<b>-</b>	<b>1.5</b>	<b>Nov 21</b>
MSCI AC World ex USA IMI (Net)	3.7	0.8	3.6	10.3	8.1	3.1	5.5	1.4	
<b>International Developed Equity Composite</b>	<b>4.7</b>	<b>2.2</b>	<b>4.8</b>	<b>9.5</b>	<b>9.2</b>	<b>4.9</b>	<b>-</b>	<b>2.8</b>	<b>Nov 21</b>
MSCI World ex U.S. IMI Index (Net)	4.7	2.2	4.8	9.2	8.9	4.5	6.2	2.5	
<b>SSGA World ex US</b>	<b>5.0</b>	<b>2.4</b>	<b>4.8</b>	<b>9.8</b>	<b>9.8</b>	<b>5.5</b>	<b>-</b>	<b>3.7</b>	<b>Nov 21</b>
MSCI World ex U.S. (Net)	5.0	2.4	4.7	9.4	9.5	5.1	6.5	3.3	
<b>SSGA World ex US Small</b>	<b>3.1</b>	<b>0.8</b>	<b>5.0</b>	<b>8.0</b>	<b>5.6</b>	<b>1.0</b>	<b>-</b>	<b>-1.8</b>	<b>Nov 21</b>
MSCI World ex U.S. Small Cap Index (Net)	3.2	0.8	5.0	7.9	5.3	0.6	4.1	-2.1	

## Illinois Firefighters' Pension Investment Fund

Annualized Performance (Net of Fees)  
As of January 31, 2025

	1 Mo (%)	3 Mo (%)	FYTD (%)	1 Yr (%)	2 Yrs (%)	3 Yrs (%)	5 Yrs (%)	SI (%)	Inception Date
<b>Emerging Markets Equity Composite</b>	<b>0.7</b>	<b>-2.7</b>	<b>-0.1</b>	<b>11.6</b>	<b>5.5</b>	<b>-0.6</b>	<b>-</b>	<b>-1.5</b>	<b>Nov 21</b>
MSCI Emerging Markets IMI (Net)	1.1	-2.6	0.8	13.1	6.0	-0.3	3.7	-1.5	
<b>SSGA MSCI EM</b>	<b>1.8</b>	<b>-1.5</b>	<b>1.5</b>	<b>14.2</b>	<b>4.9</b>	<b>-1.4</b>	<b>-</b>	<b>-2.2</b>	<b>Nov 21</b>
MSCI Emerging Markets (Net)	1.8	-2.0	1.8	14.8	5.5	-0.7	3.0	-1.9	
<b>SSGA MSCI EM ex China</b>	<b>1.6</b>	<b>-2.7</b>	<b>-</b>	<b>-</b>	<b>-</b>	<b>-</b>	<b>-</b>	<b>-2.7</b>	<b>Nov 24</b>
MSCI Emerging Markets ex China Index (Net)	2.1	-2.4	-2.5	8.5	9.4	1.3	5.9	-2.4	
<b>SSGA EM Small</b>	<b>-2.7</b>	<b>-5.8</b>	<b>-5.2</b>	<b>3.5</b>	<b>8.6</b>	<b>2.4</b>	<b>-</b>	<b>1.1</b>	<b>Nov 21</b>
MSCI Emerging Markets Small Cap (Net)	-2.8	-5.9	-4.8	3.7	9.2	2.7	8.8	1.4	
<b>Total Fixed Income Composite</b>	<b>0.6</b>	<b>0.1</b>	<b>2.9</b>	<b>3.6</b>	<b>3.5</b>	<b>-0.3</b>	<b>-</b>	<b>-0.8</b>	<b>Nov 21</b>
Blmbg. U.S. Universal Index	0.6	0.1	2.9	2.9	2.8	-1.0	-0.2	-1.6	
<b>Rate Sensitive Composite</b>	<b>0.6</b>	<b>0.0</b>	<b>2.7</b>	<b>3.0</b>	<b>3.1</b>	<b>-0.4</b>	<b>-</b>	<b>-0.9</b>	<b>Nov 21</b>
Blmbg. U.S. Aggregate Index	0.5	-0.1	2.5	2.1	2.1	-1.5	-0.6	-2.1	
<b>Short-Term Treasury Composite</b>	<b>0.4</b>	<b>1.0</b>	<b>3.3</b>	<b>4.1</b>	<b>-</b>	<b>-</b>	<b>-</b>	<b>3.9</b>	<b>Apr 23</b>
Blmbg. U.S. Treasury: 1-3 Year	0.4	1.0	3.3	4.1	4.0	1.8	1.3	3.9	
<b>SSGA Short Treasury</b>	<b>0.4</b>	<b>1.0</b>	<b>3.3</b>	<b>4.1</b>	<b>-</b>	<b>-</b>	<b>-</b>	<b>3.9</b>	<b>Apr 23</b>
Blmbg. U.S. Treasury: 1-3 Year	0.4	1.0	3.3	4.1	4.0	1.8	1.3	3.9	
<b>Core Fixed Income Composite</b>	<b>0.6</b>	<b>-0.1</b>	<b>2.7</b>	<b>2.9</b>	<b>2.9</b>	<b>-0.9</b>	<b>-</b>	<b>-1.3</b>	<b>Nov 21</b>
Blmbg. U.S. Aggregate Index	0.5	-0.1	2.5	2.1	2.1	-1.5	-0.6	-2.1	
<b>Garcia Hamilton &amp; Associates</b>	<b>0.5</b>	<b>-0.5</b>	<b>2.0</b>	<b>1.1</b>	<b>-</b>	<b>-</b>	<b>-</b>	<b>1.1</b>	<b>Apr 23</b>
Blmbg. U.S. Aggregate Index	0.5	-0.1	2.5	2.1	2.1	-1.5	-0.6	2.3	
<b>Brown Brothers Harriman &amp; Co</b>	<b>0.6</b>	<b>0.3</b>	<b>3.3</b>	<b>4.7</b>	<b>-</b>	<b>-</b>	<b>-</b>	<b>5.5</b>	<b>Apr 23</b>
Blmbg. U.S. Aggregate Index	0.5	-0.1	2.5	2.1	2.1	-1.5	-0.6	2.3	

Illinois Firefighters' Pension Investment Fund

Annualized Performance (Net of Fees)  
As of January 31, 2025

	1 Mo (%)	3 Mo (%)	FYTD (%)	1 Yr (%)	2 Yrs (%)	3 Yrs (%)	5 Yrs (%)	SI (%)	Inception Date
<b>Credit Fixed Income Composite</b>	1.4	0.9	4.9	8.2	7.2	0.4	-	-0.7	Nov 21
JPM EMBI Global Diversified	1.4	1.2	5.6	9.2	7.9	0.5	0.1	-0.5	
<b>Emerging Markets Debt Composite</b>	1.4	0.9	4.9	8.2	7.2	0.4	-	-0.7	Nov 21
JPM EMBI Global Diversified	1.4	1.2	5.6	9.2	7.9	0.5	0.1	-0.5	
<b>Macquarie Investment Management</b>	0.9	-0.3	2.5	-	-	-	-	3.1	Jun 24
JPM EMBI Global Diversified	1.4	1.2	5.6	9.2	7.9	0.5	0.1	6.2	
<b>William Blair Investment Management</b>	1.9	2.2	7.4	-	-	-	-	8.5	Jun 24
JPM EMBI Global Diversified	1.4	1.2	5.6	9.2	7.9	0.5	0.1	6.2	
<b>Total Alternatives Composite</b>	0.7	0.8	6.7	7.0	0.1	-0.4	-	1.3	Oct 21
<b>Real Estate Composite</b>	0.7	0.2	6.2	6.4	-0.1	-0.6	-	1.1	Oct 21
Real Estate Custom Benchmark	0.4	-0.4	4.6	4.4	-2.1	-1.1	3.7	1.3	
<b>Private Equity Composite</b>	-	-	-	-	-	-	-	-	Jun 24
<b>Private Credit Composite</b>	-	-	-	-	-	-	-	-	Jul 24

Investment Manager	Fee Schedule
Rhumblin	0.005% on the Balance
SSGA	0.013% on the Balance
Garcia Hamilton & Associates	0.14% on the First \$100 million 0.09% on the Next \$600 million 0.05% on the Balance
Brown Brothers Harriman & Co	0.17% on the First \$250 million 0.13% on the Next \$250 million 0.10% on the Balance
Macquarie Investment Management	0.25% on the Balance
William Blair Investment Management	0.20% on the Balance

## Illinois Firefighters' Pension Investment Fund

## Benchmark Composition As of January 31, 2025

Benchmark	Weight (%)
<b>IFPIF Policy Benchmark : Apr-2023</b>	
FTSE NAREIT Equity REIT Index	2.00
Russell Midcap Index	9.00
S&P SmallCap 600 Index	2.00
Blmbg. U.S. Aggregate Index	24.00
MSCI World ex U.S. (Net)	16.00
MSCI World ex U.S. Small Cap Index (Net)	3.00
MSCI Emerging Markets Small Cap (Net)	2.00
Russell Top 200 Index	25.00
MSCI Emerging Markets (Net)	8.00
JPM EMBI Global Diversified	3.00
Blmbg. U.S. Treasury: 1-3 Year	3.00
NFI-ODCE Equal Weighted	3.00

Benchmark	Weight (%)
<b>Real Estate Custom Benchmark : Jan-1978</b>	
FTSE NAREIT Equity REIT Index	40.00
NFI-ODCE Equal Weighted	60.00

### Inception Performance

Total Fund Composite inception performance is based on an October 1, 2021 start. All other account and composite inception performance is based on an October 31, 2021 start.

### NFI-ODCE Equal Weighted

Quarterly index. Value of the quarterly return is recognized in the last month of each quarter

### Alternatives Composite

The Private Equity and Private Credit composites are valued quarterly. The performance shown is lagged and based on the most recent quarter-end valuation.

## DISCLOSURES

Marquette Associates, Inc. ("Marquette") has prepared this document for the exclusive use by the client or third party for which it was prepared. The information herein was obtained from various sources, including but not limited to third party investment managers, the client's custodian(s) accounting statements, commercially available databases, and other economic and financial market data sources.

The sources of information used in this document are believed to be reliable. Marquette has not independently verified all of the information in this document and its accuracy cannot be guaranteed. Marquette accepts no liability for any direct or consequential losses arising from its use. The information provided herein is as of the date appearing in this material only and is subject to change without prior notice. Thus, all such information is subject to independent verification, and we urge clients to compare the information set forth in this statement with the statements you receive directly from the custodian in order to ensure accuracy of all account information. Past performance does not guarantee future results and investing involves risk of loss. No graph, chart, or formula can, in and of itself, be used to determine which securities or investments to buy or sell.

Account and Composite characteristics data is derived from underlying holdings uploaded to the Investment Metrics Platform ("Platform"); the Platform then uses data for the noted time period from Standard & Poor's (equity holdings) and ICE (fixed income holdings) to populate the reporting templates. Some securities, including cash equivalents, may not be accurately classified during this population process due to missing identifiers or unavailable data. As a result, characteristics in this report may differ from other data sources. For example, Bloomberg indices may include additional rating information which may differ from the S&P rating used by the Platform.

Forward-looking statements, including without limitation any statement or prediction about a future event contained in this presentation, are based on a variety of estimates and assumptions by Marquette, including, but not limited to, estimates of future operating results, the value of assets and market conditions. These estimates and assumptions, including the risk assessments and projections referenced, are inherently uncertain and are subject to numerous business, industry, market, regulatory, geo-political, competitive, and financial risks that are outside of Marquette's control. There can be no assurance that the assumptions made in connection with any forward-looking statement will prove accurate, and actual results may differ materially.

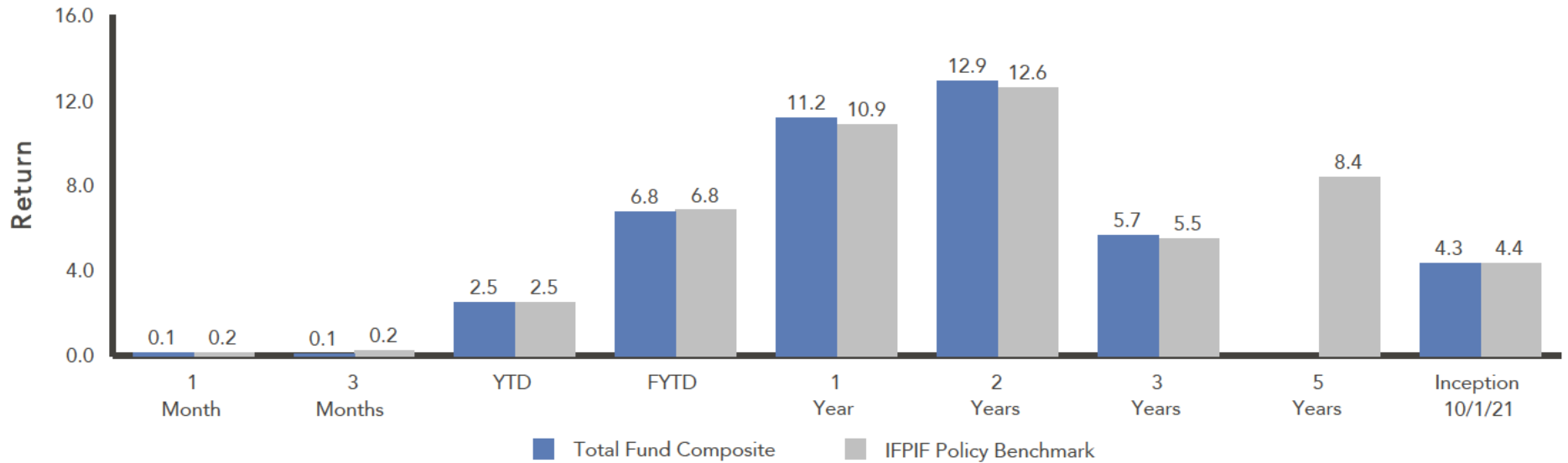
The inclusion of any forward-looking statement herein should not be regarded as an indication that Marquette considers forward-looking statements to be a reliable prediction of future events. The views contained herein are those of Marquette and should not be taken as financial advice or a recommendation to buy or sell any security. Any forecasts, figures, opinions or investment techniques and strategies described are intended for informational purposes only. They are based on certain assumptions and current market conditions, and although accurate at the time of writing, are subject to change without prior notice. Opinions, estimates, projections, and comments on financial market trends constitute our judgment and are subject to change without notice. Marquette expressly disclaims all liability in respect to actions taken based on any or all of the information included or referenced in this document. **The information is being provided based on the understanding that each recipient has sufficient knowledge and experience to evaluate the merits and risks of investing.**

Marquette is an independent investment adviser registered under the Investment Advisers Act of 1940, as amended. Registration does not imply a certain level of skill or training. More information about Marquette including our investment strategies, fees and objectives can be found in our ADV Part 2, which is available upon request or on our website.

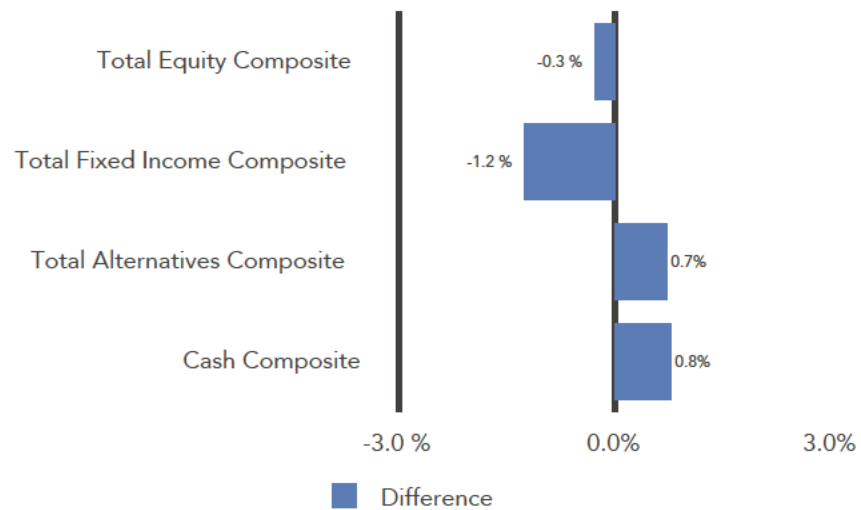
# Illinois Firefighters' Pension Investment Fund

Monthly Summary  
February 28, 2025

Preliminary, subject to change



Total Fund Composite vs. Target Allocation



	Current Balance	Portfolio	Policy
Total Fund Composite	9,712,643,065	100.0	100.0
Total Fund Composite excl. Member Funds	9,712,633,103	100.0	100.0
Total Equity Composite	6,286,913,444	64.7	65.0
Total Fixed Income Composite	2,793,117,791	28.8	30.0
Total Alternatives Composite	556,438,996	5.7	5.0
Cash Composite	76,154,061	0.8	0.0

Policy targets are based on Interim Asset Allocation.

Illinois Firefighters' Pension Investment Fund

Portfolio Allocation  
Month Ending February 28, 2025

	Asset Class	Market Value (\$)	Portfolio (%)	Policy (%)
<b>Total Fund Composite</b>		9,712,643,065	100.0	100.0
Total Fund Composite excl. Member Funds		9,712,633,103	100.0	100.0
<b>Total Equity Composite</b>		6,286,913,444	64.7	65.0
<b>U.S. Equity Composite</b>		3,469,109,613	35.7	36.0
Rhumblin Russell 200	Large-Cap Core	2,438,381,883	25.1	25.0
Rhumblin Russell Midcap	Mid-Cap Core	854,638,219	8.8	9.0
Rhumblin S&P 600	Small-Cap Core	176,089,511	1.8	2.0
<b>Non-U.S. Equity Composite</b>		2,817,803,831	29.0	29.0
<b>International Developed Equity Composite</b>		1,911,572,030	19.7	19.0
SSGA World ex US	Non-U.S. Large-Cap Core	1,617,353,058	16.7	16.0
SSGA World ex US Small	Non-U.S. Small-Cap Core	294,218,971	3.0	3.0
<b>Emerging Markets Equity Composite</b>		906,231,801	9.3	10.0
SSGA MSCI EM	Emerging Markets	292,700,896	3.0	0.0
SSGA MSCI EM ex China	Emerging Markets	440,048,763	4.5	8.0
SSGA EM Small	EM Small-Cap	173,482,142	1.8	2.0
<b>Total Fixed Income Composite</b>		2,793,117,791	28.8	30.0
<b>Rate Sensitive Composite</b>		2,527,153,791	26.0	27.0
<b>Short-Term Treasury Composite</b>		275,637,057	2.8	3.0
SSGA Short Treasury	Short-Term Govt. Fixed Income	275,637,057	2.8	3.0
<b>Core Fixed Income Composite</b>		2,251,516,734	23.2	24.0
Garcia Hamilton & Associates	Core Fixed Income	1,116,524,300	11.5	12.0
Brown Brothers Harriman & Co	Core Plus Fixed Income	1,134,992,434	11.7	12.0
<b>Credit Fixed Income Composite</b>		265,964,000	2.7	3.0
<b>Emerging Markets Debt Composite</b>		265,964,000	2.7	3.0
Macquarie Investment Management	EM Fixed Income	128,847,668	1.3	1.5
William Blair Investment Management	EM Fixed Income	137,116,329	1.4	1.5

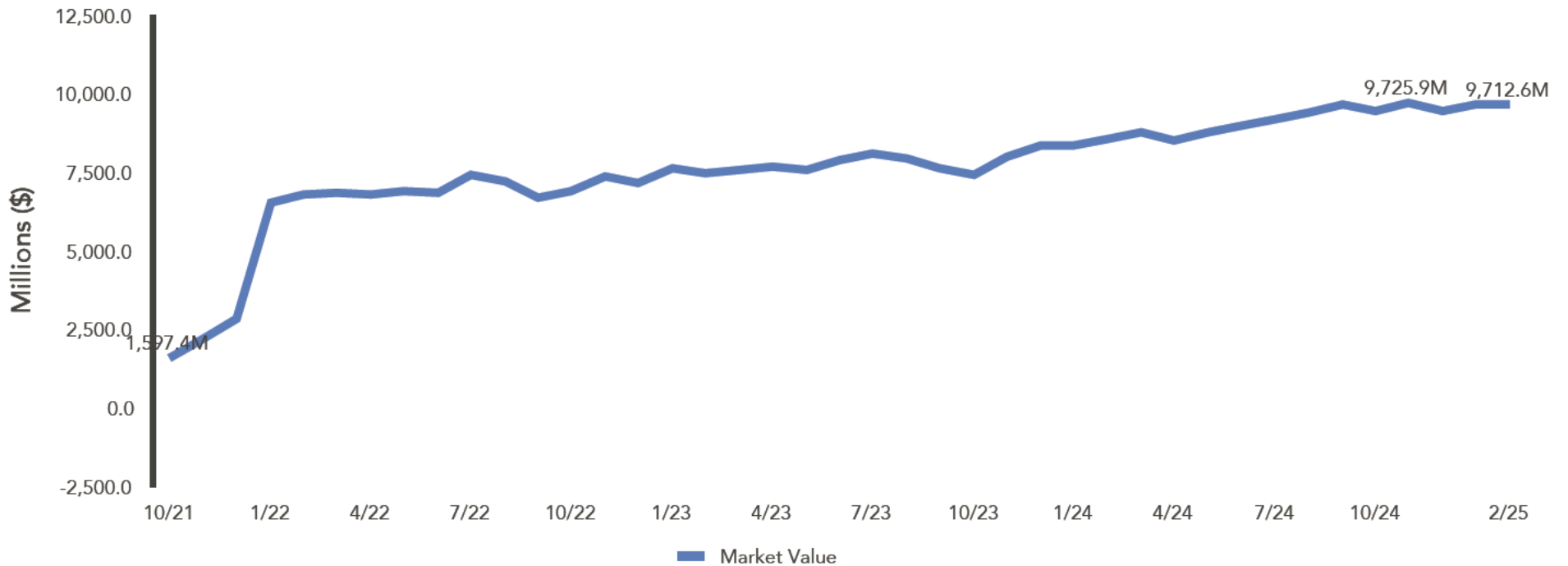
Illinois Firefighters' Pension Investment Fund

Portfolio Allocation  
Month Ending February 28, 2025

	Asset Class	Market Value (\$)	Portfolio (%)	Policy (%)
Total Alternatives Composite		556,438,996	5.7	5.0
Real Estate Composite		501,628,496	5.2	5.0
Private Equity Composite		1,303,036	0.0	0.0
Private Credit Composite		53,507,464	0.6	0.0
Cash Composite		76,154,061	0.8	0.0
Transition Composite		8,811	0.0	-
Member Funds Composite		9,963	0.0	-

Policy targets are based on Interim Asset Allocation.

**Market Value History**



**Summary of Cash Flows**

	1 Month (\$)	3 Months (\$)	YTD (\$)	FYTD (\$)	1 Year (\$)	2 Years (\$)	3 Years (\$)	Since Inception (\$)
Beginning Market Value	9,711,833,614	9,725,896,664	9,495,594,016	8,990,185,270	8,578,910,197	7,474,009,308	6,802,426,976	-
Net Cash Flow	-12,555,103	-24,129,693	-20,946,730	104,915,090	163,411,125	164,121,565	1,383,021,413	8,501,229,697
Net Investment Change	13,364,554	10,876,094	237,995,779	617,542,705	970,321,743	2,074,512,192	1,527,194,676	1,211,413,368
Ending Market Value	9,712,643,065	9,712,643,065	9,712,643,065	9,712,643,065	9,712,643,065	9,712,643,065	9,712,643,065	9,712,643,065

## Illinois Firefighters' Pension Investment Fund

Annualized Performance (Net of Fees)  
As of February 28, 2025

	1 Mo (%)	3 Mo (%)	YTD (%)	FYTD (%)	1 Yr (%)	2 Yrs (%)	3 Yrs (%)	5 Yrs (%)	SI (%)	Inception Date
<b>Total Fund Composite</b>	0.1	0.1	2.5	6.8	11.2	12.9	5.7	-	4.3	Oct 21
IFPIF Policy Benchmark	0.2	0.2	2.5	6.8	10.9	12.6	5.5	8.4	4.4	
IFPIF Actuarial Rate (7.125%)	0.6	1.7	1.2	4.7	7.1	7.1	7.1	-	7.1	
<b>Total Fund Composite excl. Member Funds</b>	0.1	0.1	2.5	6.8	11.2	12.9	5.7	-	4.0	Nov 21
IFPIF Policy Benchmark	0.2	0.2	2.5	6.8	10.9	12.6	5.5	8.4	3.5	
<b>Total Equity Composite</b>	-0.9	-0.4	2.4	7.5	13.3	17.1	8.3	-	5.4	Nov 21
MSCI AC World IMI Index (Net)	-0.9	-0.4	2.4	8.0	14.1	17.8	8.5	12.4	5.5	
<b>U.S. Equity Composite</b>	-2.0	-2.0	1.2	10.3	17.4	22.7	11.5	-	8.4	Nov 21
Russell 3000 Index	-1.9	-1.9	1.2	10.3	17.5	22.9	11.6	16.1	8.3	
Rhumblin Russell 200	-1.4	-0.2	1.4	10.3	19.9	27.2	13.6	-	10.4	Nov 21
Russell Top 200 Index	-1.4	-0.2	1.4	10.3	19.9	27.3	13.7	17.9	10.4	
Rhumblin Russell Midcap	-2.8	-5.8	1.3	11.3	12.2	13.8	7.1	-	3.9	Nov 21
Russell Midcap Index	-2.8	-5.8	1.3	11.3	12.2	13.8	7.2	12.4	3.9	
Rhumblin S&P 600	-5.7	-10.7	-3.0	6.2	6.2	6.4	3.0	-	1.4	Nov 21
S&P SmallCap 600 Index	-5.7	-10.7	-3.0	6.2	6.3	6.4	3.0	10.8	1.4	
<b>Non-U.S. Equity Composite</b>	0.5	1.8	3.8	3.6	8.1	10.3	4.0	-	1.6	Nov 21
MSCI AC World ex USA IMI (Net)	1.1	2.7	4.7	4.7	8.9	10.5	4.1	7.5	1.7	
<b>International Developed Equity Composite</b>	1.4	3.4	6.2	6.3	9.4	11.3	5.9	-	3.2	Nov 21
MSCI World ex U.S. IMI Index (Net)	1.5	3.4	6.3	6.3	9.2	11.0	5.5	8.5	2.9	
SSGA World ex US	1.8	4.0	6.8	6.6	9.8	12.1	6.7	-	4.1	Nov 21
MSCI World ex U.S. (Net)	1.8	3.9	6.8	6.6	9.5	11.7	6.3	8.9	3.8	
SSGA World ex US Small	-0.4	0.1	2.8	4.6	7.3	6.7	1.1	-	-1.9	Nov 21
MSCI World ex U.S. Small Cap Index (Net)	-0.4	0.1	2.8	4.6	7.1	6.4	0.8	6.2	-2.2	

Illinois Firefighters' Pension Investment Fund

Annualized Performance (Net of Fees)  
As of February 28, 2025

	1 Mo (%)	3 Mo (%)	YTD (%)	FYTD (%)	1 Yr (%)	2 Yrs (%)	3 Yrs (%)	5 Yrs (%)	SI (%)	Inception Date
<b>Emerging Markets Equity Composite</b>	-1.4	-1.2	-0.7	-1.5	5.4	8.1	0.3	-	-1.9	Nov 21
MSCI Emerging Markets IMI (Net)	0.0	0.9	1.2	0.9	8.3	9.4	0.7	4.9	-1.5	
<b>SSGA MSCI EM</b>	0.6	2.2	2.4	2.2	9.7	9.2	0.3	-	-1.9	Nov 21
MSCI Emerging Markets (Net)	0.5	2.1	2.3	2.3	10.1	9.4	0.5	4.3	-1.7	
<b>SSGA MSCI EM ex China</b>	-3.1	-2.6	-1.5	-	-	-	-	-	-5.7	Nov 24
MSCI Emerging Markets ex China Index (Net)	-3.8	-2.9	-1.8	-6.2	0.8	9.8	0.9	6.9	-6.1	
<b>SSGA EM Small</b>	-1.8	-5.4	-4.4	-6.9	-1.2	9.2	2.6	-	0.6	Nov 21
MSCI Emerging Markets Small Cap (Net)	-2.6	-6.3	-5.4	-7.3	-1.8	9.3	2.6	9.8	0.6	
<b>Total Fixed Income Composite</b>	2.3	1.3	2.9	5.3	7.1	5.8	0.8	-	-0.1	Nov 21
Blmbg. U.S. Universal Index	2.1	1.1	2.7	5.1	6.3	5.2	0.1	-0.1	-1.0	
<b>Rate Sensitive Composite</b>	2.4	1.2	2.9	5.2	6.8	5.4	0.6	-	-0.2	Nov 21
Blmbg. U.S. Aggregate Index	2.2	1.1	2.7	4.8	5.8	4.6	-0.4	-0.5	-1.4	
<b>Short-Term Treasury Composite</b>	0.7	1.4	1.2	4.0	5.3	-	-	-	4.1	Apr 23
Blmbg. U.S. Treasury: 1-3 Year	0.7	1.4	1.1	4.0	5.3	4.8	2.2	1.3	4.1	
<b>SSGA Short Treasury</b>	0.7	1.4	1.2	4.0	5.3	-	-	-	4.1	Apr 23
Blmbg. U.S. Treasury: 1-3 Year	0.7	1.4	1.1	4.0	5.3	4.8	2.2	1.3	4.1	
<b>Core Fixed Income Composite</b>	2.6	1.2	3.1	5.3	7.0	5.4	0.3	-	-0.5	Nov 21
Blmbg. U.S. Aggregate Index	2.2	1.1	2.7	4.8	5.8	4.6	-0.4	-0.5	-1.4	
<b>Garcia Hamilton &amp; Associates</b>	2.9	1.0	3.5	5.0	6.1	-	-	-	2.6	Apr 23
Blmbg. U.S. Aggregate Index	2.2	1.1	2.7	4.8	5.8	4.6	-0.4	-0.5	3.4	
<b>Brown Brothers Harriman &amp; Co</b>	2.2	1.3	2.8	5.6	7.9	-	-	-	6.5	Apr 23
Blmbg. U.S. Aggregate Index	2.2	1.1	2.7	4.8	5.8	4.6	-0.4	-0.5	3.4	

Illinois Firefighters' Pension Investment Fund

Annualized Performance (Net of Fees)  
As of February 28, 2025

	1 Mo (%)	3 Mo (%)	YTD (%)	FYTD (%)	1 Yr (%)	2 Yrs (%)	3 Yrs (%)	5 Yrs (%)	SI (%)	Inception Date
<b>Credit Fixed Income Composite</b>	1.7	1.9	3.1	6.7	9.3	9.3	3.0	-	-0.2	Nov 21
JPM EMBI Global Diversified	1.6	1.6	3.0	7.2	9.8	9.9	3.4	0.6	-0.1	
<b>Emerging Markets Debt Composite</b>	1.7	1.9	3.1	6.7	9.3	9.3	3.0	-	-0.2	Nov 21
JPM EMBI Global Diversified	1.6	1.6	3.0	7.2	9.8	9.9	3.4	0.6	-0.1	
<b>Macquarie Investment Management</b>	1.6	1.0	2.6	4.2	-	-	-	-	4.7	Jun 24
JPM EMBI Global Diversified	1.6	1.6	3.0	7.2	9.8	9.9	3.4	0.6	7.9	
<b>William Blair Investment Management</b>	1.7	2.8	3.6	9.2	-	-	-	-	10.3	Jun 24
JPM EMBI Global Diversified	1.6	1.6	3.0	7.2	9.8	9.9	3.4	0.6	7.9	
<b>Total Alternatives Composite</b>	1.4	-0.5	2.1	8.2	7.9	1.6	-0.3	-	1.6	Oct 21
<b>Real Estate Composite</b>	1.4	-0.8	2.1	7.7	7.5	1.4	-0.4	-	1.5	Oct 21
Real Estate Custom Benchmark	1.4	-0.6	1.9	6.1	5.1	-0.4	-0.2	4.7	1.7	
<b>Private Equity Composite</b>	-	-	-	-	-	-	-	-	-	Jun 24
<b>Private Credit Composite</b>	-	-	-	-	-	-	-	-	-	Jul 24

Investment Manager	Fee Schedule
Rhumbline	0.005% on the Balance
SSGA	0.013% on the Balance
Garcia Hamilton & Associates	0.14% on the First \$100 million 0.09% on the Next \$600 million 0.05% on the Balance
Brown Brothers Harriman & Co	0.17% on the First \$250 million 0.13% on the Next \$250 million 0.10% on the Balance
Macquarie Investment Management	0.25% on the Balance
William Blair Investment Management	0.20% on the Balance

## Illinois Firefighters' Pension Investment Fund

Benchmark Composition  
As of February 28, 2025

Benchmark	Weight (%)
IFPIF Policy Benchmark : Apr-2023	
FTSE NAREIT Equity REIT Index	2.00
Russell Midcap Index	9.00
S&P SmallCap 600 Index	2.00
Blmbg. U.S. Aggregate Index	24.00
MSCI World ex U.S. (Net)	16.00
MSCI World ex U.S. Small Cap Index (Net)	3.00
MSCI Emerging Markets Small Cap (Net)	2.00
Russell Top 200 Index	25.00
MSCI Emerging Markets (Net)	8.00
JPM EMBI Global Diversified	3.00
Blmbg. U.S. Treasury: 1-3 Year	3.00
NFI-ODCE Equal Weighted	3.00

Benchmark	Weight (%)
Real Estate Custom Benchmark : Jan-1978	
FTSE NAREIT Equity REIT Index	40.00
NFI-ODCE Equal Weighted	60.00

### Inception Performance

Total Fund Composite inception performance is based on an October 1, 2021 start. All other account and composite inception performance is based on an October 31, 2021 start.

### NFI-ODCE Equal Weighted

Quarterly index. Value of the quarterly return is recognized in the last month of each quarter

### Alternatives Composite

The Private Equity and Private Credit composites are valued quarterly. The performance shown is lagged and based on the most recent quarter-end valuation.

## DISCLOSURES

Marquette Associates, Inc. ("Marquette") has prepared this document for the exclusive use by the client or third party for which it was prepared. The information herein was obtained from various sources, including but not limited to third party investment managers, the client's custodian(s) accounting statements, commercially available databases, and other economic and financial market data sources.

The sources of information used in this document are believed to be reliable. Marquette has not independently verified all of the information in this document and its accuracy cannot be guaranteed. Marquette accepts no liability for any direct or consequential losses arising from its use. The information provided herein is as of the date appearing in this material only and is subject to change without prior notice. Thus, all such information is subject to independent verification, and we urge clients to compare the information set forth in this statement with the statements you receive directly from the custodian in order to ensure accuracy of all account information. Past performance does not guarantee future results and investing involves risk of loss. No graph, chart, or formula can, in and of itself, be used to determine which securities or investments to buy or sell.

Account and Composite characteristics data is derived from underlying holdings uploaded to the Investment Metrics Platform ("Platform"); the Platform then uses data for the noted time period from Standard & Poor's (equity holdings) and ICE (fixed income holdings) to populate the reporting templates. Some securities, including cash equivalents, may not be accurately classified during this population process due to missing identifiers or unavailable data. As a result, characteristics in this report may differ from other data sources. For example, Bloomberg indices may include additional rating information which may differ from the S&P rating used by the Platform.

Forward-looking statements, including without limitation any statement or prediction about a future event contained in this presentation, are based on a variety of estimates and assumptions by Marquette, including, but not limited to, estimates of future operating results, the value of assets and market conditions. These estimates and assumptions, including the risk assessments and projections referenced, are inherently uncertain and are subject to numerous business, industry, market, regulatory, geo-political, competitive, and financial risks that are outside of Marquette's control. There can be no assurance that the assumptions made in connection with any forward-looking statement will prove accurate, and actual results may differ materially.

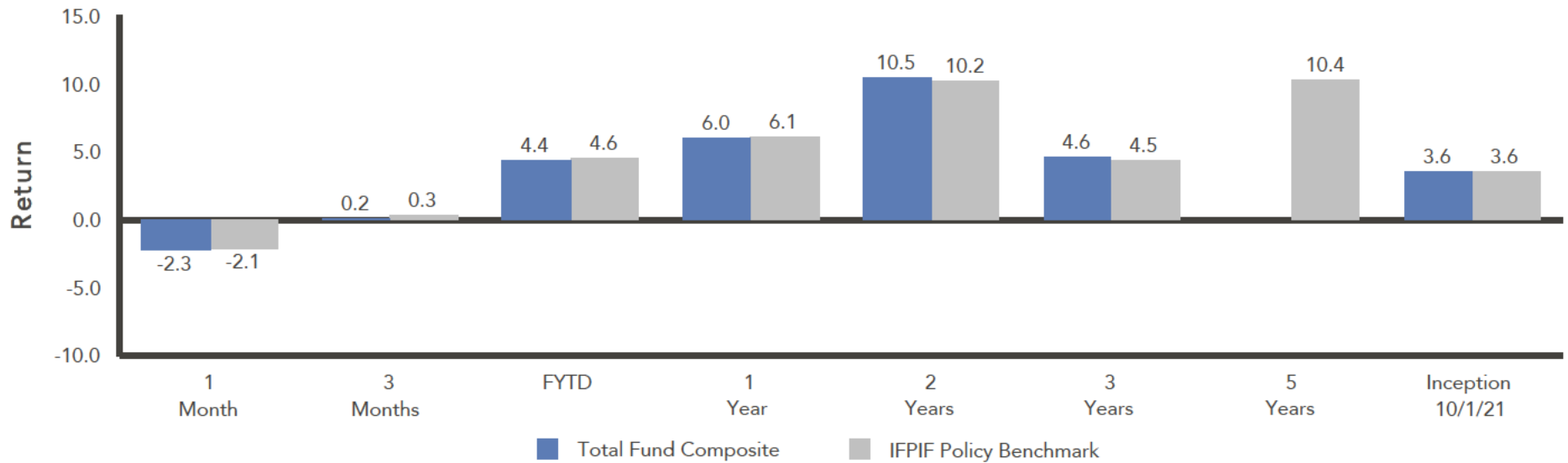
The inclusion of any forward-looking statement herein should not be regarded as an indication that Marquette considers forward-looking statements to be a reliable prediction of future events. The views contained herein are those of Marquette and should not be taken as financial advice or a recommendation to buy or sell any security. Any forecasts, figures, opinions or investment techniques and strategies described are intended for informational purposes only. They are based on certain assumptions and current market conditions, and although accurate at the time of writing, are subject to change without prior notice. Opinions, estimates, projections, and comments on financial market trends constitute our judgment and are subject to change without notice. Marquette expressly disclaims all liability in respect to actions taken based on any or all of the information included or referenced in this document. **The information is being provided based on the understanding that each recipient has sufficient knowledge and experience to evaluate the merits and risks of investing.**

Marquette is an independent investment adviser registered under the Investment Advisers Act of 1940, as amended. Registration does not imply a certain level of skill or training. More information about Marquette including our investment strategies, fees and objectives can be found in our ADV Part 2, which is available upon request or on our website.

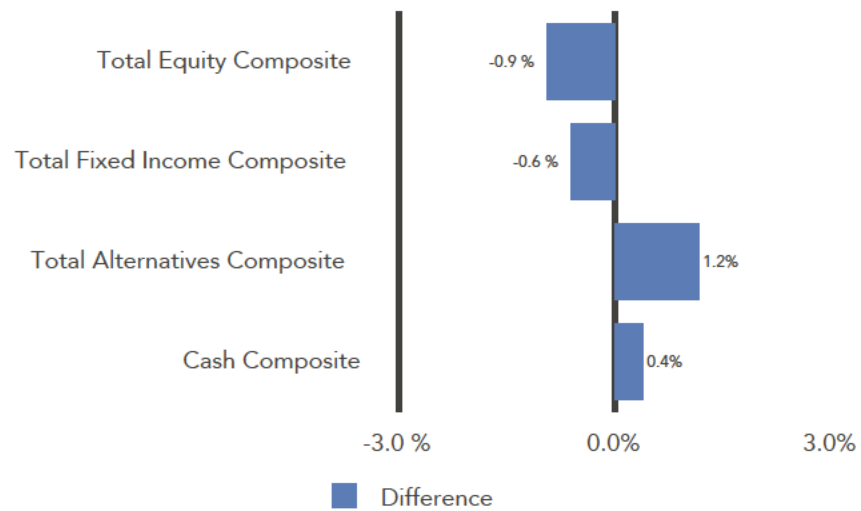
# Illinois Firefighters' Pension Investment Fund

Monthly Summary  
March 31, 2025

Preliminary, subject to change



Total Fund Composite vs. Target Allocation



	Current Balance	Portfolio	Policy
Total Fund Composite	9,492,295,748	100.0	100.0
Total Fund Composite excl. Member Funds	9,492,279,372	100.0	100.0
Total Equity Composite	6,080,733,048	64.1	65.0
Total Fixed Income Composite	2,789,281,611	29.4	30.0
Total Alternatives Composite	585,916,102	6.2	5.0
Cash Composite	36,339,606	0.4	0.0

Policy targets are based on Interim Asset Allocation.

Illinois Firefighters' Pension Investment Fund

Portfolio Allocation  
Month Ending March 31, 2025

	Asset Class	Market Value (\$)	Portfolio (%)	Policy (%)
<b>Total Fund Composite</b>		<b>9,492,295,748</b>	<b>100.0</b>	<b>100.0</b>
Total Fund Composite excl. Member Funds		9,492,279,372	100.0	100.0
<b>Total Equity Composite</b>		<b>6,080,733,048</b>	<b>64.1</b>	<b>65.0</b>
<b>U.S. Equity Composite</b>		<b>3,270,113,932</b>	<b>34.5</b>	<b>36.0</b>
Rhumblin Russell 200	Large-Cap Core	2,289,725,620	24.1	25.0
Rhumblin Russell Midcap	Mid-Cap Core	815,111,904	8.6	9.0
Rhumblin S&P 600	Small-Cap Core	165,276,408	1.7	2.0
<b>Non-U.S. Equity Composite</b>		<b>2,810,619,116</b>	<b>29.6</b>	<b>29.0</b>
<b>International Developed Equity Composite</b>		<b>1,906,043,324</b>	<b>20.1</b>	<b>19.0</b>
SSGA World ex US	Non-U.S. Large-Cap Core	1,609,720,119	17.0	16.0
SSGA World ex US Small	Non-U.S. Small-Cap Core	296,323,205	3.1	3.0
<b>Emerging Markets Equity Composite</b>		<b>904,575,792</b>	<b>9.5</b>	<b>10.0</b>
SSGA MSCI EM ex China	Emerging Markets	731,800,514	7.7	8.0
SSGA EM Small	EM Small-Cap	172,775,278	1.8	2.0
<b>Total Fixed Income Composite</b>		<b>2,789,281,611</b>	<b>29.4</b>	<b>30.0</b>
<b>Rate Sensitive Composite</b>		<b>2,525,171,480</b>	<b>26.6</b>	<b>27.0</b>
<b>Short-Term Treasury Composite</b>		<b>276,963,459</b>	<b>2.9</b>	<b>3.0</b>
SSGA Short Treasury	Short-Term Govt. Fixed Income	276,963,459	2.9	3.0
<b>Core Fixed Income Composite</b>		<b>2,248,208,021</b>	<b>23.7</b>	<b>24.0</b>
Garcia Hamilton & Associates	Core Fixed Income	1,116,228,844	11.8	12.0
Brown Brothers Harriman & Co	Core Plus Fixed Income	1,131,979,177	11.9	12.0
<b>Credit Fixed Income Composite</b>		<b>264,110,132</b>	<b>2.8</b>	<b>3.0</b>
<b>Emerging Markets Debt Composite</b>		<b>264,110,132</b>	<b>2.8</b>	<b>3.0</b>
Macquarie Investment Management	EM Fixed Income	128,678,226	1.4	1.5
William Blair Investment Management	EM Fixed Income	135,431,902	1.4	1.5

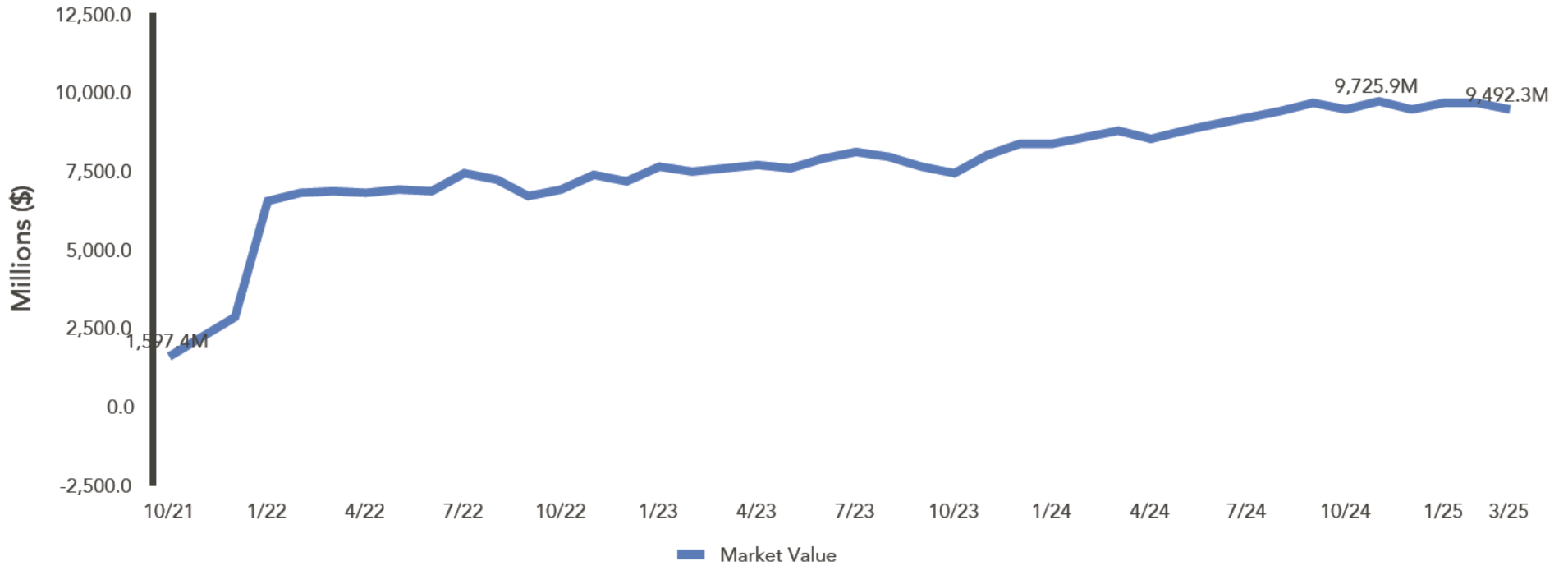
Illinois Firefighters' Pension Investment Fund

Portfolio Allocation  
Month Ending March 31, 2025

Asset Class	Market Value (\$)	Portfolio (%)	Policy (%)
Total Alternatives Composite	585,916,102	6.2	5.0
Real Estate Composite	499,495,450	5.3	5.0
Infrastructure Composite	5,651,477	0.1	0.0
Private Equity Composite	5,132,861	0.1	0.0
Private Credit Composite	75,636,314	0.8	0.0
Cash Composite	36,339,606	0.4	0.0
Transition Composite	9,005	0.0	-
Member Funds Composite	16,376	0.0	-

Policy targets are based on Interim Asset Allocation.

**Market Value History**



**Summary of Cash Flows**

	1 Month (\$)	3 Months (\$)	FYTD (\$)	1 Year (\$)	2 Years (\$)	3 Years (\$)	Since Inception (\$)
Beginning Market Value	9,712,643,065	9,495,594,016	8,990,185,270	8,788,158,368	7,612,635,875	6,891,641,084	-
Net Cash Flow	-353,822	-21,300,552	104,561,268	167,652,629	178,938,687	1,341,506,519	8,500,875,875
Net Investment Change	-219,993,495	18,002,283	397,549,209	536,484,751	1,700,721,185	1,259,148,145	991,419,873
Ending Market Value	9,492,295,748	9,492,295,748	9,492,295,748	9,492,295,748	9,492,295,748	9,492,295,748	9,492,295,748

## Illinois Firefighters' Pension Investment Fund

Annualized Performance (Net of Fees)  
As of March 31, 2025

	1 Mo (%)	3 Mo (%)	FYTD (%)	1 Yr (%)	2 Yrs (%)	3 Yrs (%)	5 Yrs (%)	SI (%)	Inception Date
<b>Total Fund Composite</b>	<b>-2.3</b>	<b>0.2</b>	<b>4.4</b>	<b>6.0</b>	<b>10.5</b>	<b>4.6</b>	<b>-</b>	<b>3.6</b>	<b>Oct 21</b>
IFPIF Policy Benchmark	-2.1	0.3	4.6	6.1	10.2	4.5	10.4	3.6	
IFPIF Actuarial Rate (7.125%)	0.6	1.7	5.3	7.1	7.1	7.1	-	7.1	
<b>Total Fund Composite excl. Member Funds</b>	<b>-2.3</b>	<b>0.2</b>	<b>4.4</b>	<b>6.0</b>	<b>10.5</b>	<b>4.7</b>	<b>-</b>	<b>3.2</b>	<b>Nov 21</b>
IFPIF Policy Benchmark	-2.1	0.3	4.6	6.1	10.2	4.5	10.4	2.8	
<b>Total Equity Composite</b>	<b>-3.3</b>	<b>-1.0</b>	<b>3.9</b>	<b>6.2</b>	<b>13.8</b>	<b>6.4</b>	<b>-</b>	<b>4.2</b>	<b>Nov 21</b>
MSCI AC World IMI Index (Net)	-3.9	-1.6	3.8	6.3	14.1	6.3	15.0	4.2	
<b>U.S. Equity Composite</b>	<b>-5.7</b>	<b>-4.6</b>	<b>4.0</b>	<b>7.2</b>	<b>17.6</b>	<b>8.2</b>	<b>-</b>	<b>6.3</b>	<b>Nov 21</b>
Russell 3000 Index	-5.8	-4.7	3.9	7.2	17.7	8.2	18.2	6.2	
Rhumblin Russell 200	-6.1	-4.8	3.5	9.5	20.4	9.9	-	8.1	Nov 21
Russell Top 200 Index	-6.1	-4.8	3.5	9.5	20.4	10.0	19.2	8.2	
Rhumblin Russell Midcap	-4.6	-3.4	6.1	2.6	12.0	4.6	-	2.3	Nov 21
Russell Midcap Index	-4.6	-3.4	6.1	2.6	12.0	4.6	16.3	2.4	
Rhumblin S&P 600	-6.1	-8.9	-0.3	-3.4	5.8	0.7	-	-0.5	Nov 21
S&P SmallCap 600 Index	-6.1	-8.9	-0.3	-3.4	5.8	0.7	15.1	-0.5	
<b>Non-U.S. Equity Composite</b>	<b>-0.3</b>	<b>3.6</b>	<b>3.3</b>	<b>4.6</b>	<b>8.9</b>	<b>3.9</b>	<b>-</b>	<b>1.5</b>	<b>Nov 21</b>
MSCI AC World ex USA IMI (Net)	-0.1	4.6	4.5	5.5	9.3	4.0	11.0	1.6	
<b>International Developed Equity Composite</b>	<b>-0.3</b>	<b>5.9</b>	<b>6.0</b>	<b>5.4</b>	<b>10.0</b>	<b>5.4</b>	<b>-</b>	<b>3.0</b>	<b>Nov 21</b>
MSCI World ex U.S. IMI Index (Net)	-0.4	5.8	5.9	5.1	9.7	5.0	11.9	2.7	
<b>SSGA World ex US</b>	<b>-0.5</b>	<b>6.3</b>	<b>6.1</b>	<b>5.6</b>	<b>10.6</b>	<b>6.1</b>	<b>-</b>	<b>3.9</b>	<b>Nov 21</b>
MSCI World ex U.S. (Net)	-0.6	6.2	5.9	5.3	10.2	5.7	12.2	3.5	
<b>SSGA World ex US Small</b>	<b>0.7</b>	<b>3.5</b>	<b>5.3</b>	<b>3.8</b>	<b>7.1</b>	<b>1.2</b>	<b>-</b>	<b>-1.6</b>	<b>Nov 21</b>
MSCI World ex U.S. Small Cap Index (Net)	0.6	3.4	5.2	3.6	6.8	0.8	10.7	-1.9	

## Illinois Firefighters' Pension Investment Fund

Annualized Performance (Net of Fees)  
As of March 31, 2025

	1 Mo (%)	3 Mo (%)	FYTD (%)	1 Yr (%)	2 Yrs (%)	3 Yrs (%)	5 Yrs (%)	SI (%)	Inception Date
<b>Emerging Markets Equity Composite</b>	-0.2	-0.9	-1.7	2.9	6.5	0.8	-	-1.9	Nov 21
MSCI Emerging Markets IMI (Net)	0.5	1.7	1.4	6.6	8.2	1.5	8.8	-1.3	
<b>SSGA MSCI EM ex China</b>	-0.1	-1.6	-	-	-	-	-	-5.8	Nov 24
MSCI Emerging Markets ex China Index (Net)	0.0	-1.7	-6.1	-2.1	8.6	0.7	12.0	-6.1	
<b>SSGA EM Small</b>	-0.4	-4.8	-7.3	-2.3	8.3	1.6	-	0.4	Nov 21
MSCI Emerging Markets Small Cap (Net)	-0.1	-5.5	-7.5	-2.0	8.7	1.7	15.7	0.5	
<b>Total Fixed Income Composite</b>	-0.1	2.8	5.2	5.7	4.7	1.6	-	-0.2	Nov 21
Blmbg. U.S. Universal Index	0.0	2.7	5.0	5.2	3.9	1.0	0.3	-0.9	
<b>Rate Sensitive Composite</b>	-0.1	2.9	5.1	5.6	4.3	1.4	-	-0.2	Nov 21
Blmbg. U.S. Aggregate Index	0.0	2.8	4.8	4.9	3.3	0.5	-0.4	-1.3	
<b>Short-Term Treasury Composite</b>	0.5	1.6	4.5	5.5	4.2	-	-	4.2	Apr 23
Blmbg. U.S. Treasury: 1-3 Year	0.5	1.6	4.5	5.4	4.2	2.8	1.1	4.2	
<b>SSGA Short Treasury</b>	0.5	1.6	4.5	5.5	4.2	-	-	4.2	Apr 23
Blmbg. U.S. Treasury: 1-3 Year	0.5	1.6	4.5	5.4	4.2	2.8	1.1	4.2	
<b>Core Fixed Income Composite</b>	-0.1	3.0	5.2	5.7	4.3	1.2	-	-0.6	Nov 21
Blmbg. U.S. Aggregate Index	0.0	2.8	4.8	4.9	3.3	0.5	-0.4	-1.3	
<b>Garcia Hamilton &amp; Associates</b>	0.0	3.5	5.0	5.0	2.5	-	-	2.5	Apr 23
Blmbg. U.S. Aggregate Index	0.0	2.8	4.8	4.9	3.3	0.5	-0.4	3.3	
<b>Brown Brothers Harriman &amp; Co</b>	-0.2	2.6	5.3	6.3	6.1	-	-	6.1	Apr 23
Blmbg. U.S. Aggregate Index	0.0	2.8	4.8	4.9	3.3	0.5	-0.4	3.3	

Illinois Firefighters' Pension Investment Fund

Annualized Performance (Net of Fees)

As of March 31, 2025

	1 Mo (%)	3 Mo (%)	FYTD (%)	1 Yr (%)	2 Yrs (%)	3 Yrs (%)	5 Yrs (%)	SI (%)	Inception Date
<b>Credit Fixed Income Composite</b>	-0.7	2.4	6.0	6.3	8.4	3.0	-	-0.4	Nov 21
JPM EMBI Global Diversified	-0.8	2.2	6.4	6.8	9.0	3.4	3.5	-0.3	
<b>Emerging Markets Debt Composite</b>	-0.7	2.4	6.0	6.3	8.4	3.0	-	-0.4	Nov 21
JPM EMBI Global Diversified	-0.8	2.2	6.4	6.8	9.0	3.4	3.5	-0.3	
<b>Macquarie Investment Management</b>	-0.1	2.5	4.1	-	-	-	-	4.6	Jun 24
JPM EMBI Global Diversified	-0.8	2.2	6.4	6.8	9.0	3.4	3.5	7.1	
<b>William Blair Investment Management</b>	-1.2	2.4	7.9	-	-	-	-	9.0	Jun 24
JPM EMBI Global Diversified	-0.8	2.2	6.4	6.8	9.0	3.4	3.5	7.1	
<b>Total Alternatives Composite</b>	-1.8	0.2	6.3	5.7	1.9	-2.3	-	1.1	Oct 21
<b>Real Estate Composite</b>	-1.5	0.5	6.1	5.6	1.9	-2.3	-	1.0	Oct 21
Real Estate Custom Benchmark	-1.0	0.9	5.1	4.7	0.7	-2.8	6.3	1.4	
<b>Private Equity Composite</b>	-	-	-	-	-	-	-	-	Jun 24
<b>Infrastructure Composite</b>	-	-	-	-	-	-	-	-	Mar 25
<b>Private Credit Composite</b>	-	-	-	-	-	-	-	-	Jul 24

Investment Manager	Fee Schedule
Rhumblin	0.005% on the Balance
SSGA	0.013% on the Balance
Garcia Hamilton & Associates	0.14% on the First \$100 million 0.09% on the Next \$600 million 0.05% on the Balance
Brown Brothers Harriman & Co	0.17% on the First \$250 million 0.13% on the Next \$250 million 0.10% on the Balance
Macquarie Investment Management	0.25% on the Balance
William Blair Investment Management	0.20% on the Balance

## Illinois Firefighters' Pension Investment Fund

Benchmark Composition  
As of March 31, 2025

Benchmark	Weight (%)
IFPIF Policy Benchmark : Apr-2023	
FTSE NAREIT Equity REIT Index	2.00
Russell Midcap Index	9.00
S&P SmallCap 600 Index	2.00
Blmbg. U.S. Aggregate Index	24.00
MSCI World ex U.S. (Net)	16.00
MSCI World ex U.S. Small Cap Index (Net)	3.00
MSCI Emerging Markets Small Cap (Net)	2.00
Russell Top 200 Index	25.00
MSCI Emerging Markets (Net)	8.00
JPM EMBI Global Diversified	3.00
Blmbg. U.S. Treasury: 1-3 Year	3.00
NFI-ODCE Equal Weighted	3.00

Benchmark	Weight (%)
Real Estate Custom Benchmark : Jan-1978	
FTSE NAREIT Equity REIT Index	40.00
NFI-ODCE Equal Weighted	60.00

### Inception Performance

Total Fund Composite inception performance is based on an October 1, 2021 start. All other account and composite inception performance is based on an October 31, 2021 start.

### NFI-ODCE Equal Weighted

Quarterly index. Value of the quarterly return is recognized in the last month of each quarter

### Alternatives Composite

The Private Equity and Private Credit composites are valued quarterly. The performance shown is lagged and based on the most recent quarter-end valuation.

## DISCLOSURES

Marquette Associates, Inc. ("Marquette") has prepared this document for the exclusive use by the client or third party for which it was prepared. The information herein was obtained from various sources, including but not limited to third party investment managers, the client's custodian(s) accounting statements, commercially available databases, and other economic and financial market data sources.

The sources of information used in this document are believed to be reliable. Marquette has not independently verified all of the information in this document and its accuracy cannot be guaranteed. Marquette accepts no liability for any direct or consequential losses arising from its use. The information provided herein is as of the date appearing in this material only and is subject to change without prior notice. Thus, all such information is subject to independent verification, and we urge clients to compare the information set forth in this statement with the statements you receive directly from the custodian in order to ensure accuracy of all account information. Past performance does not guarantee future results and investing involves risk of loss. No graph, chart, or formula can, in and of itself, be used to determine which securities or investments to buy or sell.

Account and Composite characteristics data is derived from underlying holdings uploaded to the Investment Metrics Platform ("Platform"); the Platform then uses data for the noted time period from Standard & Poor's (equity holdings) and ICE (fixed income holdings) to populate the reporting templates. Some securities, including cash equivalents, may not be accurately classified during this population process due to missing identifiers or unavailable data. As a result, characteristics in this report may differ from other data sources. For example, Bloomberg indices may include additional rating information which may differ from the S&P rating used by the Platform.

Forward-looking statements, including without limitation any statement or prediction about a future event contained in this presentation, are based on a variety of estimates and assumptions by Marquette, including, but not limited to, estimates of future operating results, the value of assets and market conditions. These estimates and assumptions, including the risk assessments and projections referenced, are inherently uncertain and are subject to numerous business, industry, market, regulatory, geo-political, competitive, and financial risks that are outside of Marquette's control. There can be no assurance that the assumptions made in connection with any forward-looking statement will prove accurate, and actual results may differ materially.

The inclusion of any forward-looking statement herein should not be regarded as an indication that Marquette considers forward-looking statements to be a reliable prediction of future events. The views contained herein are those of Marquette and should not be taken as financial advice or a recommendation to buy or sell any security. Any forecasts, figures, opinions or investment techniques and strategies described are intended for informational purposes only. They are based on certain assumptions and current market conditions, and although accurate at the time of writing, are subject to change without prior notice. Opinions, estimates, projections, and comments on financial market trends constitute our judgment and are subject to change without notice. Marquette expressly disclaims all liability in respect to actions taken based on any or all of the information included or referenced in this document. **The information is being provided based on the understanding that each recipient has sufficient knowledge and experience to evaluate the merits and risks of investing.**

Marquette is an independent investment adviser registered under the Investment Advisers Act of 1940, as amended. Registration does not imply a certain level of skill or training. More information about Marquette including our investment strategies, fees and objectives can be found in our ADV Part 2, which is available upon request or on our website.

**BUFFALO GROVE  
FIREFIGHTERS' PENSION FUND**

**Barry, Phillip J.  
Barry, Cynthia L.**

Pension Calculation Worksheet

Surviving Spouse / Retirement 10-60

**REVIEWED AND APPROVED BY PENSION FUND:**

**Trustee:** Date: \_\_\_\_\_ Name: \_\_\_\_\_ Signature: \_\_\_\_\_

**Personal Data**

Spouse Name	<u>Barry, Cynthia L.</u>		
Member Entry Date	<u>11/01/91</u>		
Member Retirement Date	<u>01/16/07</u>		
Member Effective Date of Pension	<u>01/17/07</u>		
Member Age at Effective Date of Pension	<u>65</u>		
Years (Y) & Months (M) of Creditable Service Earned	Y	<u>15</u>	M <u>2</u>
Applicable Salary	<u>\$86,290.40</u>		
Amount of the Original Monthly Pension Granted to Member	<u>\$2,157.26</u>		
Member Date of Death	<u>01/27/25</u>		
Spousal Effective Date of Benefit	<u>01/28/25</u>		

**Pension Calculation History**

Date	Description	Amount of Change	Amount of Monthly Pension	Amount of Annual Pension
<u>01/17/07</u>	<u>Original Benefit (prorated)</u>	<u>1,043.84</u>	<u>1,043.84</u>	
<u>02/01/07</u>	<u>Original Benefit (full month)</u>	<u>1,113.42</u>	<u>2,157.26</u>	<u>25,887.12</u>
<u>02/01/08</u>	<u>Initial Increase</u>	<u>64.72</u>	<u>2,221.98</u>	<u>26,663.76</u>
<u>01/01/09</u>	<u>Annual 3% COLA</u>	<u>66.66</u>	<u>2,288.64</u>	<u>27,463.68</u>
<u>01/01/10</u>	<u>Annual 3% COLA</u>	<u>68.66</u>	<u>2,357.30</u>	<u>28,287.60</u>
<u>01/01/11</u>	<u>Annual 3% COLA</u>	<u>70.72</u>	<u>2,428.02</u>	<u>29,136.24</u>
<u>01/01/12</u>	<u>Annual 3% COLA</u>	<u>72.84</u>	<u>2,500.86</u>	<u>30,010.32</u>
<u>01/01/13</u>	<u>Annual 3% COLA</u>	<u>75.03</u>	<u>2,575.89</u>	<u>30,910.68</u>
<u>01/01/14</u>	<u>Annual 3% COLA</u>	<u>77.28</u>	<u>2,653.17</u>	<u>31,838.04</u>
<u>01/01/15</u>	<u>Annual 3% COLA</u>	<u>79.60</u>	<u>2,732.77</u>	<u>32,793.24</u>
<u>01/01/16</u>	<u>Annual 3% COLA</u>	<u>81.98</u>	<u>2,814.75</u>	<u>33,777.00</u>
<u>01/01/17</u>	<u>Annual 3% COLA</u>	<u>84.44</u>	<u>2,899.19</u>	<u>34,790.28</u>
<u>01/01/18</u>	<u>Annual 3% COLA</u>	<u>86.98</u>	<u>2,986.17</u>	<u>35,834.04</u>

**BUFFALO GROVE  
FIREFIGHTERS' PENSION FUND**

**Barry, Phillip J.  
Barry, Cynthia L.**

Pension Calculation Worksheet

Surviving Spouse / Retirement 10-60

**Pension Calculation History - Continued**

Date	Description	Amount of Change	Amount of Monthly Pension	Amount of Annual Pension
01/01/19	Annual 3% COLA	89.59	3,075.76	36,909.12
01/01/20	Annual 3% COLA	92.27	3,168.03	38,016.36
01/01/21	Annual 3% COLA	95.04	3,263.07	39,156.84
01/01/22	Annual 3% COLA	97.89	3,360.96	40,331.52
01/01/23	Annual 3% COLA	100.83	3,461.79	41,541.48
01/01/24	Annual 3% COLA	103.85	3,565.64	42,787.68
01/01/25	Annual 3% COLA	106.97	3,672.61	44,071.32
01/28/25	Spousal Benefits Begin (prorated)		375.78	
02/01/25	Spousal Benefits Begin @ 54% (full month)	210.46	3,883.07	46,596.84



**BUFFALO GROVE  
FIREFIGHTERS' PENSION FUND**

Benefit Calculation Worksheet

**Barry, Phillip J.  
Barry, Cynthia L.**

Retirement 10-60

**Required Information**

Applicable Salary		<u>\$86,290.40</u>
	<b>Years</b>	<b>Months</b>
Total Creditable Service	<u>15</u>	<u>2</u>

**Applicable Pension Percentage**

Creditable Service Years 1 to 15		<u>30.00%</u>
<b>Total (Maximum = 75%)</b>		<u><b>30.00%</b></u>

**Amount of Originally Granted Pension**

Original Annual Pension		<u>\$25,887.12</u>
<b>Monthly</b>		<u><b>\$2,157.26</b></u>

**Increases in Pension**

Age @ Retirement Date		<u>65</u>
-----------------------	--	-----------

The initial increase is granted on the latter of:

- The month after the member turns 55
- OR
- The month after the member has been retired for one full year.

The amount of the initial increase is equal to 1/12 of 3% of the original monthly benefit, times the number of full months that have elapsed since the pension began.

<b>Date of Initial Increase</b>		<u><b>02/01/08</b></u>
---------------------------------	--	------------------------

<b>Amount of Initial Increase (monthly)</b>		<u><b>\$64.72</b></u>
---	--	-----------------------

Subsequent COLA increases are granted every January in the amount of 3% of the current benefit.  
Benefits granted to Survivors do NOT receive COLA Increases.

**BUFFALO GROVE  
FIREFIGHTERS' PENSION FUND**

Pension Taxability Calculation Worksheet

**Barry, Phillip J.  
Barry, Cynthia L.**

Retirement 10-60

**Personal Data**

Effective Date of Pension	01/17/07
Member Date of Birth	██████
Spouse's Date of Birth	██████
Member Age @ Effective Date of Pension	65
Spouse Age @ Effective Date of Pension	61
Combined Age of Pensioner and Spouse	126
After - Tax Portion of Contributions	\$493.35

**IRS Notice 98-2 "The Simplified Method"**

The simplified method must be used by annuitants and by pension funds to report the taxable portion of pension payments on Form 1099-R.

Under the simplified method the pensioner recovers his or her investment in the pension in level amounts over the expected number of monthly payments determined from the table. The new table applies to distributions with annuity starting dates after December 31, 1997.

The portion of each monthly pension payment that is excluded from gross income is a level dollar amount determined by dividing the investment in the pension by the number of annuity payments according to the table.

The employee's investment in the pension is generally the total amount of after-tax contributions made to the pension plan by the employee.

The dollar amount to be excluded from taxable income does not change, even when the amount of the pension payment changes. For example the amount to be excluded from each pension payment does not change with COLA increases or on account of reduced survivor annuity after the death of the pensioner.

**BUFFALO GROVE  
FIREFIGHTERS' PENSION FUND**

**Barry, Phillip J.  
Barry, Cynthia L.**

Pension Taxability Calculation Worksheet

Retirement 10-60

**Expected # of Payments Table - Single @ Time of Retirement**

<u>Age of Annuitant When Annuity Begins</u>	<u>Expected Number of Monthly Payments</u>
55 and Under	360
56 - 60	310
61 - 65	260
66 - 70	210
71 and Over	160

**Expected # of Payments Table - Married @ Time of Retirement**

<u>Combined Age of Pensioner and Spouse When Annuity Begins</u>	<u>Expected Number of Monthly Payments</u>
110 and Under	410
111 - 120	360
121 - 130	310
131 - 140	260
141 and Over	210

**Taxability Calculation**

After - Tax Portion of Contributions	<u>\$493.35</u>
Expected # of Monthly Payments from the Table	<u>300</u>
Tax Free Portion of <b>Monthly</b> Pension = After - Tax Contributions / Expected # of Monthly Payments	<u>\$1.64</u>
Tax Free Portion of <b>Annual</b> Pension = Tax Free Portion of Monthly Pension x 12	<u>\$19.68</u>
Partial Year = # of Months x Tax Free Portion of Monthly Pension	

**BUFFALO GROVE  
FIREFIGHTERS' PENSION FUND**

**Barry, Phillip J.  
Barry, Cynthia L.**

Pension Taxability Calculation Worksheet

Retirement 10-60

**1099R Reporting**

For year ending:                      Box 2a should be this much less than Box 1 After-tax Contribution Balance:  
(this amount goes in Box 5)

		493.35
2007	18.04	475.31
2008	19.73	455.58
2009	19.73	435.85
2010	19.73	416.12
2011	19.73	396.39
2012	19.73	376.66
2013	19.73	356.93
2014	19.73	337.20
2015	19.68	317.52
2016	19.68	297.84
2017	19.68	278.16
2018	19.68	258.48
2019	19.68	238.80
2020	19.68	219.12
2021	19.68	199.44
2022	19.68	179.76
2023	19.68	160.08
2024	19.68	140.40
2025	19.68	120.72
2026	19.68	101.04
2027	19.68	81.36
2028	19.68	61.68
2029	19.68	42.00
2030	19.68	22.32
2031	19.68	2.64
2032	2.64	0.00
2033	0.00	0.00

***Once all after-tax contributions are "used", Box 2a should equal Box 1 on the 1099R form.***



**Checklist of Considerations for  
Secure Document Set Up for Pension Fund  
Prepared May 2025**

---

**Office 365 for Business**

- Allows access to OneDrive, Outlook, SharePoint, Teams, etc.
- Data stored through the cloud on SharePoint
- Each trustee has access to readily review board documents
  - Paper documents kept in Fire Administration in interim, but generally all documents scanned and saved to SharePoint

**Web Domain/Pension-Dedicated Trustee Emails**

- Although a website is not currently necessary, a domain is purchased to create pension specific emails. The goal for separate email addresses is to separate pension business from work email and provide pension specific emails to the retired trustee and appointed trustees.

**ShareFile**

- Used for document sharing. It is an encrypted way to transfer documents via the web, which is much more secure than sending via email.
- This will be especially useful for receiving documents for disability hearings or when exchanging personal information with retirees.
- Currently, we only have three administrators for the ShareFile, but access for the Board's attorney, accountant, trustees, audits, etc. as "clients" and provide them specific permissions for access to the folders the Board wants them to have access to.

**Laptops**

- The Board purchases a laptop computer for each Board member to handle pension business.

**Cyber Insurance**

- In addition, cyber insurance purchased to help protect the Fund if a breach occurs.



Lauterbach & Amen

# Buffalo Grove Firefighters' Pension Fund Reporting

For the Contribution Year Ending December 31, 2025 for Funding Purposes  
For the Fiscal Year Ending December 31, 2024 for Financial Statement  
Reporting

Presented by:  
Anthony Gedvilas, ASA, MAAA

Actuarial Services

Audit Services

Client Accounting  
& Advisory Services

Pension Services

Tax Services

# Recommended Contribution & Funded Status

Page 8 in Report

	Prior Valuation	Current Valuation	Difference
Recommended Contribution	\$2,275,342	\$2,615,212	\$339,870 (14.94% Increase)
Fair Value of Assets (FVA)	\$80,909,700	\$87,462,000	\$6,552,300
Actuarial Value of Assets (AVA)	\$83,496,800	\$87,482,700	\$3,985,900
Actuarial Accrued Liability	\$100,524,800	\$106,886,100	\$6,361,300
EAN Unfunded Actuarial Accrued Liability/(Surplus)	\$17,028,000	\$19,403,400	\$2,375,400
Percent Funded (AVA)	83.06%	81.85%	(1.21%)
Percent Funded (FVA)	80.49%	81.83%	1.34%

*Current Funding Policy is level % pay contributions to a 100% funding target over the remaining 16 years.*

# Recommended Contribution Reconciliation

## Page 16 in Report

	Actuarial Liability	Recommended Contribution
Expected Changes	\$3,408,300	\$73,900
Salary Increases Less than Expected	\$36,100	(\$8,100)
Actuarial Experience	\$419,000	(\$3,800)
Assumption Changes	\$2,498,000	\$311,400
Investment Return Greater than Expected	\$0	(\$26,200)
Contributions Greater than Expected	\$0	(\$7,400)
Net Increase/(Decrease)	\$6,361,400	\$339,900

# Recommended Contribution Breakdown

Page 26 in Report

	Prior Valuation	Current Valuation	Difference
Employer Normal Cost (with interest)	\$871,123	\$942,246	\$71,123
Amortization of Unfunded Accrued Liability/(Surplus)	\$1,404,219	\$1,672,966	\$268,747
Recommended Contribution	\$2,275,342	\$2,615,212	\$339,870

*The Recommended Contribution has Increased by 14.94% from the Prior Valuation.*

# Demographic Changes

Page 13-14 in Report

- There were 2 Members who were hired during the year. This increased the Recommended Contribution by approximately \$17,400.
- There was 1 Member who retired during the year. This decreased the Recommended Contribution by approximately \$49,000.
- There was 1 Member who became disabled during the year. This increased the Recommended Contribution by approximately \$20,800.
- There were 55 inactive Members who continued to collect benefits. This increased the Recommended Contribution by approximately \$28,100.
- Other demographic changes experienced during the year were minimal.

# Age and Service Distribution

## Page 36 in Report

1/1/2025 Age and Service Distribution - Tier 1 Tier 2 Active Members												
	Service	Under 1	1 to 4	5 to 9	10 to 14	15 to 19	20 to 24	25 to 29	30 to 34	35 to 39	40 & up	Total
Age												
Under 25												
25 to 29		0 2	0 3	0 2								0 7
30 to 34			0 4	0 9								0 13
35 to 39			0 2	0 4	0 8							0 14
40 to 44				0 2	0 2	5 0	1 0					6 4
45 to 49			1 0				1 0					2 0
50 to 54						1 0	1 0	1 0	1 0			4 0
55 to 59								1 0	2 0			3 0
60 to 64									2 0			2 0
65 to 69												
70 & up												
Total		0 2	1 9	0 17	0 10	6 0	3 0	2 0	5 0			17 38

# Expected Benefit Payments

## Page 9 & 35 in Report

Current Valuation	
Total Active Members	55
Total Inactive Members	58
Current Benefit Payments	\$4,995,800
Expected Benefit Payments in 5 Years	\$6,828,300
Expected Benefit Payments in 10 Years	\$8,249,400

*Benefit Payments are Anticipated to Increase 37% in the Next 5 Years and 65% in the Next 10 Years.*

# Assumption Changes

Page 14 in Report

- In the current valuation, the following assumptions were changed:
  - Inflation Rate (CPI-U)
  - Individual Pay Increases
  - Retirement Rates
  - Termination Rates
  - Disability Rates
  - Mortality Rates
  - Mortality Improvement Rates
  - Duty Death Probability

# Change in Fair Value of Assets

## Page 18 in Report

Current Valuation	
Beginning Fair Value of Assets	\$80,909,700
Employer Contributions	\$2,341,400
Member Contributions	\$624,000
Return on Investments	\$8,679,000
Benefit Payments	(\$4,995,800)
Refunds & Transfers	\$0
Other Expenses	(\$96,200)
Change in Fair Value	\$6,552,300
Ending Fair Value of Assets	\$87,462,000

*The Rate of Return on Investments on a Fair Value of Assets Basis for the Fund was Approximately 10.74% Net of Administrative Expense. The Expected Rate of Return on Investments is 7.00%.*

# Risk Management

Page 11, 13, & 23 in Report

- The ratio of benefit payments to the Fair Value of Assets is 5.71%, compared to an Expected Rate of Return on Investments of 7.00%.
- Based on the number of active Members in the Plan, there is a low demographic risk.

	0.25% Decrease (6.75%)	Current Expected Rate of Return on Investments (7.00%)	0.25% Increase (7.25%)
Recommended Contribution	\$2,970,451	\$2,615,212	\$2,270,698
Dollar Impact	\$355,239		(\$344,514)
Percentage Impact	13.58%		(13.17%)

# Alternative Contribution

## Page 31 in Report

	Prior Valuation	Current Valuation	Difference
Alternative Contribution	\$1,185,826	\$1,383,215	\$197,389
PUC Unfunded Actuarial Accrued Liability/(Surplus)	\$20,689,300	\$22,250,700	\$1,561,400
Alternative Contribution Funded Percentage (AVA)	80.14%	79.72%	(0.42%)

*Alternative  
Contribution Funding  
Policy is Level % Pay  
Contributions to a  
90% Funding Target  
Over the Remaining  
16 Years.*

# Five-Year Employer Contribution History

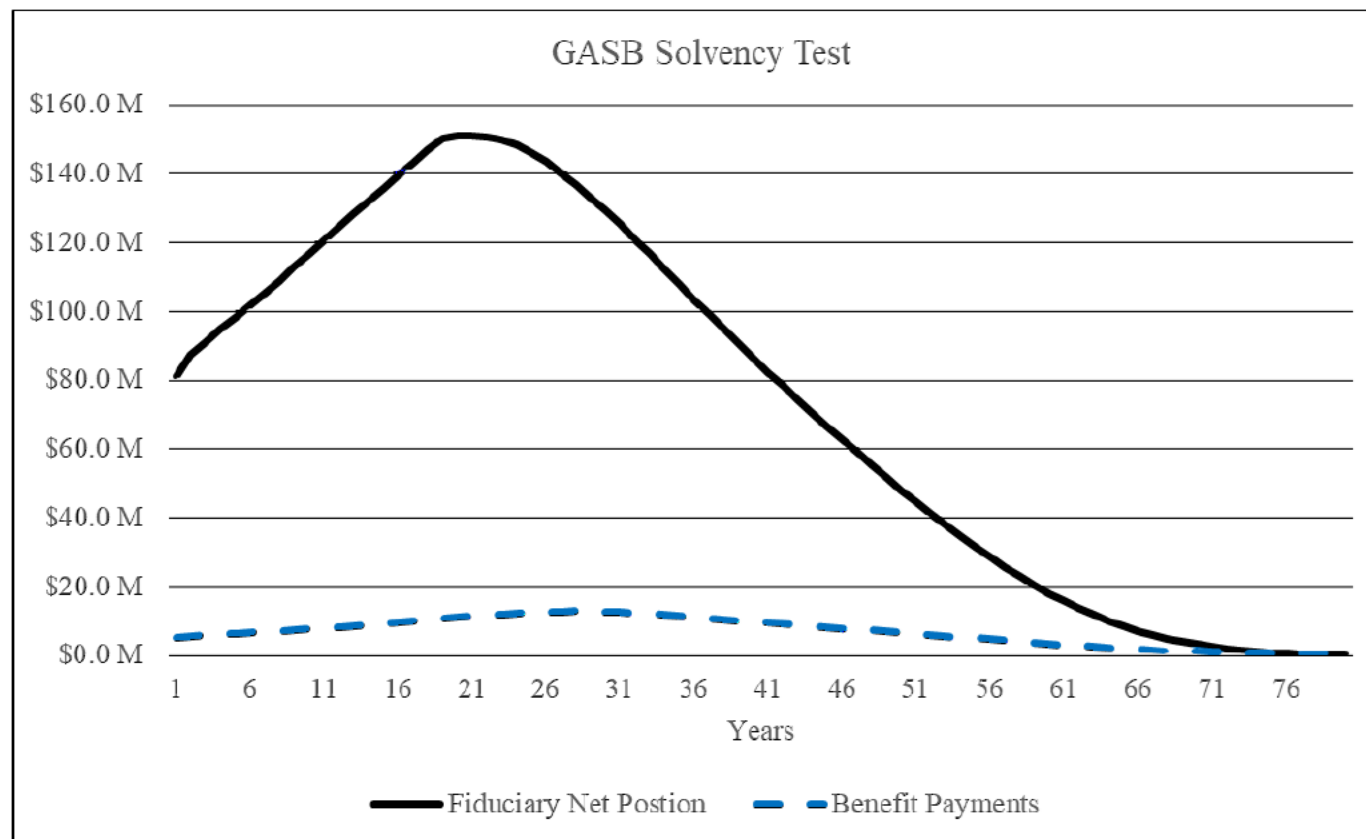
## Page 34 in GASB 67/68 Report

Fiscal Year End	Employer Contribution	Actuarially Determined Contribution (ADC)	% of ADC
12/31/2024	\$2,341,392	\$2,221,220	105.41%
12/31/2023	\$2,027,065	\$1,872,940	108.23%
12/31/2022	\$2,410,584	\$2,424,085	99.44%
12/31/2021	\$2,370,805	\$2,390,386	99.18%
12/31/2020	\$2,019,305	\$1,984,773	101.74%
		<b>5 - Year Average</b>	<b>102.80%</b>

*The Actuarially Determined Contribution for the Current Year is the Recommended Contribution from the January 1, 2023 Actuarial Valuation Completed by Lauterbach & Amen, LLP.*

# GASB Solvency Test

## Page 43 in GASB 67/68 Report



*The Plan's Projected Fiduciary Net Position is Anticipated to Cover Projected Benefit Payments in Full for the Current Employees.*



# Actuarial Certification

- The valuation results summarized in this presentation are from the January 1, 2025 Actuarial Funding Report & January 1, 2024 GASB 67/68 Report, which have been reviewed by Actuarial Consultants that meet the Qualification Standards of the American Academy of Actuaries.
  - This report is not intended for purposes other than determining the Recommended Contribution, under the selected Funding Policy, and the Alternative Contribution.
  - This report contains the full description of the data, assumptions, methods, and provisions used to produce these actuarial results.
  - For any rounded figures shown in this presentation, please refer to the Actuarial Funding Report for more exact figures.



**Proposed Legislation Affecting Illinois Pension Funds**  
Prepared April 2025 – Ottosen DiNolfo Hasenbalg & Castaldo, Ltd.

The two-tiered structure within Illinois pension funds first originated in 2011 via Public Act 96-0889. This Act created what became known as “Tier 1” and “Tier 2” pension participants. Employees hired prior to January 1, 2011, fell under the Tier 1 umbrella. Those hired on or after January 1, 2011, fell into Tier 2. With the different tiers comes different retirement ages, benefit amounts, and an ongoing discussion of whether Tier 2 participants will be fairly compensated in retirement in comparison to their Tier 1 peers.

Fears regarding whether Tier 2 meets the Social Security Administration’s “safe harbor” provisions has fueled much of the push to improve Tier 2’s benefits and make them more comparable to those of Tier 1. While some of those “safe harbor” concerns were addressed for Articles 3 and 4 Tier 2 participants with the consolidation legislation passed in 2019, there are still lingering concerns about the remaining funds throughout the state. As a result, the 104<sup>th</sup> General Assembly in Illinois has proposed numerous pieces of legislation that could impact pension funds across the state. Many of these proposals may not make it through the legislative process, but there is a chance that some may be incorporated into omnibus pension legislation considered this session.

Bill Number	Topic	Synopsis
HB 1045	Tier 2 Public Safety Employees	Proposed amendments to various articles of the Code would affect public safety employees, including police officers and firefighters. Tier 2 limitations on the amount of salary used for calculating annuities would be removed. Tier 2 employees’ automatic annual increases to a retirement pension or survivor pension would instead be calculated under Tier 1 formulas. The amount of and eligibility for retirement annuities for Tier 2 employees would also be calculated using the Tier 1 formula.
HB 1046	Tier 2 Police and Firefighters	Proposed amendment seeks to remove Tier 2 limitation on the salary amount for annuity purposes. It also provides that the automatic annual increases for retirement pensions or survivor pensions are calculated under the Tier 1 formula. The amount of and eligibility for a retirement annuity would also be calculated under Tier 1 provisions. Further, the Public Safety Employee Benefits Act (PSEBA) would be amended by requiring the Comptroller to pay each unit of local government that certifies employer costs under the Pension Code or PSEBA, an amount equal to 40% of the total amount certified. Local governments that provide health insurance to police officers and firefighters would also have to provide said insurance after retirement and contribute an amount equal to 4% of that cost for each full year of creditable service upon which the annuitant’s retirement annuity is based.

Bill Number	Topic	Synopsis
<b>HB 1246 / HB 1357</b> (re-referred to Rules Committee)	<b>Pension Fund Funding Deadline</b>	Proposed changes to Article 3 and Article 4 would push back the funding date deadline to 90% by 2050.
<b>HB 1310</b> (re-referred to Rules Committee)	<b>Tier 2 Firefighters</b>	Proposed amendment would allow Tier 2 firefighters with 20 or more years of eligible service who are at least 50 years of age to not have his or her pension reduced under the provision that currently reduces pension benefits for firefighters with 10 or more years of eligible service who retire before age 55. The annual pension increase would be increased on the January 1 <sup>st</sup> following the firefighter's 55 <sup>th</sup> birthday (instead of age 60) or the first anniversary of the pension start date (whichever is later) and would be calculated at 3% of the originally granted pension.
<b>HB 1648</b>	<b>Firefighter Payment Redirects</b>	Proposed amendment declares that firefighter pensioners (or annuitants, beneficiaries, or similar persons) are not allowed to transfer or assign pension or disability benefits by mortgage or otherwise, unless to an organization that the firefighter or his/her spouse is affiliated with, or for hospitalization insurance purposes.
<b>HB 1820</b>	<b>Workers' Compensation and Workers' Occupational Diseases Acts</b>	Proposed amendment states that if an individual is entitled to a survivor's benefit as a result of a police officer or firefighter's sickness, accident, or injury incurred in or resulting from the performance of an act(s) of duty, then there shall be no reduction in the benefits payable to that person due to receipt of corresponding benefits under the Workers' Compensation and Workers' Occupational Diseases Acts.
<b>HB 2443</b>	<b>Police and Fire Pension Transfer</b>	Proposed amendments to Article 3 would allow active members of a firefighters' pension fund to transfer up to 8 years of creditable service accumulated in a police pension fund that is administered by a local government, so long as the individual was not subject to disciplinary action or terminated.
<b>HB 2484</b>	<b>Police Officer Defined Contribution Plans</b>	Proposed amendment would not require municipalities to establish a defined contribution plan, except for individuals who began participating in a defined contribution plan prior to the effective date of the proposed legislation.
<b>HB 2540</b>	<b>The Budget Stabilization Act and Tier 2</b>	Proposed amendment to the Budget Stabilization Act would make changes to Tier 2 final average salary calculations, retirement age, and the automatic annual increases to annuities. For individuals who have reached the maximum percentage of salary allowed and are within 5 years of the normal retirement age, there would not be a reduction to the retirement annuity due to age. Also, individuals who were Tier 1 in any retirement system or pension fund would maintain that status in any other retirement system or pension fund.

Bill Number	Topic	Synopsis
HB 2796	Deferred Retirement Option Plans (DROP) for Firefighters	Proposed amendment would allow for a DROP for a firefighter who is 50 years or older, with 20 or more years of service, to continue in active service for up to 3 years while having his or her pension paid into a special account that would be distributed upon retirement. The retirement pension would be based on the individual's service and salary at the time of electing the DROP plan.
HB 3059	Firefighter Retirees	Proposed amendment to Article 4 would see firefighters who retired between July 1, 1977, and January 1, 1986, have their benefits recalculated and increased to reflect 3% compounded increase for each year of receiving pension payments after retiring. Each January thereafter they would see a 3% increase.
HB 3084	The Retirement Systems Reciprocal Act	Proposed amendment to Article 4 would make the Retirement Systems Reciprocal Act (Article 20 of the Code) applicable to firefighters who are entitled under their respective Article to begin receiving a retirement annuity or survivor's annuity, and who elect to do so under the Act.
HB 3113	The Definition of a Tier 2 Employee	Proposed amendment to the General Provisions Article of the Code would define an eligible Tier 2 employee "as a member who first became a member under a retirement system or pension fund established under the Code on or after January 1, 2011 and whose service under the applicable Article is not eligible for Social Security coverage." If a Tier 2 employee would receive a pension benefit that is less than Social Security, the pension benefit would be increased to what the Social Security benefit would be plus \$1.00.
HB 3757	Police and Fire Pension Transfer	Proposed amendments to Article 3 and Article 4 would allow active members of a police pension fund to transfer up to 8 years of creditable service accumulated in a firefighter pension fund that is administered by a local government, so long as the individual was not subject to disciplinary action or terminated.
SB 0002 / HB 2711	Tier 2 Annual Increase	Proposed amendment to Illinois Pension Code increasing automatic annual increase to 3% of originally granted retirement annuity, changing salary limit for Social Security wage base, changing calculation of final average salary to Tier 1 standard for employees who are active on or after January 1, 2026, and changing the retirement age. "De facto firefighters" would also be included in the definition of "firefighter." Firefighters receiving monthly disability pension would receive an increase of 3% of the original monthly pension. Firefighters with 20 years of eligible service would also see a change in the minimum retirement annuity, minimum disability pension, and minimum surviving spouse's pension.
SB 0184	The Definition of "Firefighter"	Proposed amendment seeks to add fire investigators in the definition of "firefighter."

Bill Number	Topic	Synopsis
SB 1281	The Retirement Systems Reciprocal Act	Proposed amendment to the Code would make the Retirement Systems Reciprocal Act (Article 20 of the Code) applicable to police officers and firefighters who are entitled under their respective Article to begin receiving a retirement annuity or survivor's annuity, and who elect to do so under the Act.
SB 1456	Trustee Training	Proposed amendment to the General Provisions Article of the Code would require Department of Insurance to create an online trustee training program covering topics such as legal and fiduciary responsibilities, investment strategies, ethical considerations, and actuarial assessments and reporting requirements. Attendance of pension board meetings would no longer be counted toward annual training requirement.
SB 1710	Indemnification of Trustees	Proposed amendment to the General Provisions Article of the Code would require every retirement system and pension fund to indemnify its trustees, staff, and consultants against claims and lawsuits for actions taken in the scope of employment or under the direction of the trustees.
SB 1934	Tier 2 Survivor Benefits	Proposed amendment to Illinois Pension Code would provide that an initial survivor or widow's benefit would be 66 2/3% of the earned annuity without a reduction due to age. A child's annuity of an otherwise eligible child will be for the amount calculated using the formula set forth in the Code for the child's annuity only. If a benefit is to a survivor/widow and children, the widow or survivor's portion is 66 2/3% and reduced pro rata based on the child's benefit.
SB 1986	Police to IMRF Transfer	Proposed amendments to the Code would allow for 6 months after the effective date of the proposed changes, an employee of a sheriff's office to choose to transfer service credit from a police pension fund to IMRF. The proposed amendments set forth various requirements necessary to complete said transfer.
SB 0184	The Definition of "Firefighter"	Proposed amendment seeks to add fire investigators in the definition of "firefighter."





## Good Governance's Role in Fiduciary Duty

It is well established that local government officials have a fiduciary relationship to the public entity on whose behalf they serve and owe a fiduciary duty to the people they represent.<sup>1</sup> In their role as a fiduciary, municipal officials have a duty of loyalty to their constituents (the taxpayers) to make sure they are conducting government business in a way that would not conflict with the interests of their constituents. They also have a duty of care to manage public funds in an informed and responsible way. How does a local elected official ensure that they are living up to the requirements of their fiduciary duty to their constituents? The principles of good governance are some of the best guidance any local government official can use when fulfilling their fiduciary duties.

Along with their fiduciary duty to manage public funds responsibly, public officials also have a duty to the public to follow the principles of good governance, which includes – among other things – accountability, transparency and the rule of law. These principles are exhibited in the policy behind the creation of many of the laws controlling the conduct of local governments in Illinois, such as the Open Meetings Act, Freedom of Information Act, Illinois Municipal Budget Law, and various other state statutes that give individual units of local government their authority to exist and operate. Good governance is open and efficient meetings, transparency, establishing checks and balances, treating all constituents fairly and equally, and a willingness to answer to (and alleviate, when possible) the concerns of various constituents.

A modern example of what good governance does *not* look like is the series of events that occurred throughout 2024 in Thornton Township and the Village of Dolton, Illinois. There has been extensive news coverage of disfunction at Thornton Township and within the Village of Dolton that is allegedly linked to mismanagement of funds by Village officials.<sup>3</sup> The allegations include hundreds of thousands of dollars spent without receipts and proper accounting, seemingly linked to a reduction in the Village's finances from a \$5 million surplus to a \$3 million deficit between 2022 and 2024.

These allegations are the antithesis of good government. While no legal action has been taken against any Village of Dolton or Thornton Township official, the scrutiny that these two local governments have undergone in recent months, and the media circus surrounding them, serve as a cautionary tale to any local government official that good governance – including accountability, transparency, and equity – are essential and undeniably linked to the local government's fiduciary duty to constituents. No elected official wants to have their actions as a fiduciary called into question, and their spending placed under a microscope. Following the principles of good governance and keeping financial decisions above-board is essential to preventing just such an incident.

Finally, it is worth noting that the Local Government and Governmental Employees Tort Immunity Act (745 ILCS 10/1-101 *et seq.*) will not shield a local government official from liability if there is a breach of fiduciary duty. This Act specifically protects individuals from tort claims, and Illinois courts have held that breach of fiduciary duty is not a tort, and therefore not protected by the Act.<sup>4</sup>

<sup>1</sup>See *Chicago Park District v. Kenroy, Inc.*, 78 Ill.2d 555, 564 (1980); *People ex rel. Wofford v. Brown*, 2017 IL App (1<sup>st</sup>) 16118 at ¶ 18.

<sup>2</sup>See *In re Carnow*, 114 Ill.2d 461, 470 (1986) (“A public official is a fiduciary to the public entity he or she serves . . .”)

<sup>3</sup>“Dolton Mayor Tiffany Henyard's big-spending ways get fully exposed,” Chicago *Sun Times* (January 29, 2025) <https://chicago.suntimes.com/editorials/2025/01/29/dolton-mayor-tiffany-henyard-financial-mismanagement-lori-lightfoot>

<sup>4</sup>See *Kinzer on Behalf of City of Chicago v. City of Chicago*, 128 Ill.2d 437, 445 (1989) (finding the breach of fiduciary duty “controlled by the substantive laws of agency, contract and equity”).

---

The principles of good governance are closely tied to an elected official's fiduciary duty. Following the principles of good governance can aid a local official in successfully fulfilling their fiduciary duty. Good governance means making informed decisions, putting your role as an official before any business interests that you may have, thinking about the effect a decision is going to have on your constituents, and being open and transparent in what decisions are made, and why. In short, good governance not only keeps the wheels of democracy rolling smoothly, it aids elected officials in fulfilling their fiduciary duties.



1804 North Naper Boulevard, Suite 350, Naperville, Illinois 60563  
P: (630) 682-0085 F: (630) 682-0788  
[www.ottosenlaw.com](http://www.ottosenlaw.com)

# PENSION POINTERS



## Cook County Court Upholds Two-Tier Judicial Pension System

By John Motylinski  
Ottosen DiNolfo Hasenbalg & Castaldo, Ltd.

**T**he Cook County Circuit Court has ruled against two Illinois judges who challenged the constitutionality of the state's two-tier judicial pension system. The case, *Kievlan v. Judges Retirement System* (2024 CH 01708), centered on whether long-term public servants who became judges after January 1, 2011, should be classified as Tier 2 pension participants despite their prior service in other state pension systems.

The plaintiffs—Patricia Kievlan, a retired St. Clair County Associate Judge, and Natosha Toller, a Cook County Associate Judge—argued that their classification as Tier 2 participants violated several constitutional provisions and contradicted legislative intent. Both judges had extensive careers in other public service positions before joining the judiciary, with Kievlan previously participating in the State Universities Retirement System (“SURS”) and Toller in the Cook County pension system. The financial impact of the tier designation is substantial. For one of the plaintiffs, the difference amounts to nearly \$6,150 per month in pension benefits.

In an order issued December 30, 2024, Judge Alison C. Conlon rejected all constitutional and procedural challenges to Public Act 96-0889, which established the two-tier pension structure. The ruling represents a significant victory for the Judges Retirement System of Illinois (“JRS”)

**About the Authors:** *John E. Motylinski is a partner with the law firm of Ottosen DiNolfo Hasenbalg & Castaldo, Ltd. in Naperville. John graduated summa cum laude from the University of Illinois College of Law and holds an undergraduate degree in political science from the University of Illinois at Urbana-Champaign. He focuses on the areas of local government, municipal, public pension, and labor and employment law.*

and could have broader implications for public pension systems across the state.

### Court Rules Against Constitutional Arguments

The circuit court systematically addressed and dismissed each of the plaintiffs' claims. First, it rejected the argument that the two-tier system violated the Pension Protection Clause of the Illinois Constitution.

The Pension Protection Clause, found in Article XIII, Section 5 of the Illinois Constitution of 1970, states that membership in any public pension system “shall be an enforceable contractual relationship, the benefits of which shall not be diminished or impaired.” The Illinois Supreme Court has interpreted this clause as a clear statement by Illinois citizens that the legislature lacks the power to diminish or impair public pension benefits, making it one of the strongest constitutional protections for public pensions in the nation. The Pension Protection Clause has historically posed a significant challenge to pension reform efforts in Illinois.

The plaintiffs claimed that the Reciprocal Act secured their Tier 1

status. Under the Reciprocal Act, public employees have an optional right to combine their service in two or more statewide Illinois pension systems that have adopted the Act into a proportional retirement annuity.<sup>1</sup> 40 ILCS 5/20-101 and 20-115.

But Judge Conlon found that the Pension Protection Clause did not apply. Indeed, the court distinguished between pension credits and benefits—while the Reciprocal Act guarantees continuity of pension credits when moving between systems, it does not promise continuity of benefit formulas.

The court also dismissed equal protection and special legislation challenges, finding a rational basis for treating JRS differently from other pension systems. Judge Conlon noted that judges and legislators receive “more favorable Tier 1 benefits rules than members of other systems” and that JRS had one of the worst

---

*Continued on page 29*

1. Police and firefighters' pension funds under Articles 3 and 4 are not covered under the Reciprocal Act.

## Pension Pointers

Continued from page 28

funded ratios among state systems when the reforms were enacted.

Additionally, the court rejected arguments about legislative intent, finding no clear expression that the General Assembly intended Tier 1 status to follow public employees who later became judges. The court also dismissed procedural challenges to the law's enactment under the enrolled bill doctrine.

## Three Readings Challenge Denied

Nor did the court accept plaintiffs' procedural challenge to Public Act 96-0889. The plaintiffs contended that its passage violated the Illinois Constitution's "Three Readings Clause." This provision requires that bills be read by title on three different days in each legislative chamber

before passage. The plaintiffs asserted that significant last-minute changes to the pension reform bill were rushed through without adequate review.


However, Judge Conlon cited well-established Illinois Supreme Court precedent regarding the "enrolled bill doctrine." Under this doctrine, once the Speaker of the House and Senate President certify that a bill has met all procedural requirements for passage, courts conclusively presume those requirements were satisfied. Since the plaintiffs conceded the bill was properly certified, the court found this challenge failed as a matter of law.

## Looking Ahead

The ruling marks an important milestone in Illinois pension litigation, though it is unlikely to be the final word. Given the substantial financial implications and novel legal issues involved, the case

will likely proceed to the First District Appellate Court.

The decision also highlights ongoing tensions in Illinois' efforts to address its pension challenges while maintaining constitutional protections for public employee benefits. The outcome of any appeal could have significant implications for other public pension systems and future reform efforts. ■



**It takes teamwork  
to do a job well,  
and we are on  
your team!**

## Municipal and Tax-Exempt Financing can help you:

- Finance almost anything that is essential to the daily operation of your Fire Department
- Overcome budget restrictions
- Make necessary building and equipment purchases now, then pay them back over time

✓ **No down payment / 100% financing available**

✓ **Quick application and closing**

## We're here to help!

To learn more about our Commercial Financing options, call or stop by your nearest First Mid banking center to talk with a lending professional or call 618-655-7281.

 **First Mid**

BANK & TRUST

*firstmid.com*

Member FDIC • Equal Opportunity Lender

# Certified Trustee Training

Organization:

Year:

## Dan Pasquarella

	Hours Required	Type of Training	Hours Completed	Date Completed	Cert on File
1	8				
2					
3					
4					
5					
6					

## Josh Himmelspach

	Hours Required	Type of Training	Hours Completed	Date Completed	Cert on File
1	8				
2					
3					
4					
5					
6					

## Tom Gough

	Hours Required	Type of Training	Hours Completed	Date Completed	Cert on File
1	8				
2					
3					
4					
5					
6					

## Larry Stanley

	Hours Required	Type of Training	Hours Completed	Date Completed	Cert on File
1	8				
2					
3					
4					
5					
6					

## Chris Black

	Hours Required	Type of Training	Hours Completed	Date Completed	Cert on File
1	8				
2					
3					
4					
5					
6					

	Hours Required	Type of Training	Hours Completed	Date Completed	Cert on File
1					
2					
3					
4					
5					
6					

## 2025 IPPFA Trustee Training Opportunities

### IPPFA ONLINE SEMINAR COURSE

**WHEN:** Ongoing  
• Online 8 hr. seminar (Recorded 2024)

**WHERE:** IPPFA Website:  
[www.ippfa.org/education/online-classes/](http://www.ippfa.org/education/online-classes/)

**COST:** IPPFA MEMBER: \$285.00/seminar IPPFA  
NON-MEMBER: \$570.00/seminar

This online seminar agenda includes:

- School's in Session - How to Ace your Fund Administration
- Retirement Healthcare Funding
- Private vs. Public Pensions
- Pension Funding Policy
- Legal Updates and Recent Court Cases
- Ask Your Attorney
- Fiduciary Liability Insurance vs. Directors and Officers Insurance
- Benefit Enhancements to Attract and Retain Public Safety Officers
- Consolidation Update
- The Wonderfully Weird World of Administrative Review

*- this online seminar satisfies 8 hours of the required continuing pension trustee training*

## 16-hour Certified Trustee Programs\* offered through IPPFA

### IPPFA **ONLINE** Certified Trustee Program

**COST:** IPPFA MEMBER: \$ 550.00  
IPPFA NON-MEMBER: \$1,100.00

Registration is online at the IPPFA website [www.ippfa.org/education/trustee-program/](http://www.ippfa.org/education/trustee-program/)

---

### IPPFA In-Person Certified Trustee Program

**WHEN:** TBA

**WHERE:** TBA

**COST:** IPPFA MEMBER: \$500.00  
IPPFA NON-MEMBER: \$1,000.00

---

\*On December 18, 2019, Governor J.B. Pritzker signed SB 1300, making it Public Act 101-0610. This act will consolidate all Article 3 and 4 pension fund's investment assets. Under Public Act 101-0610, **training requirements have now been reduced from 32-hours to 16-hours of new trustee training**, however all pension trustees will still need 4-hours of mandatory consolidation transition training.

All Article 3 & 4 Pension Trustees elected or appointed are required to complete the 16-hour trustee certification course within 18 months of election or appointment to the board.

---



## 2025 IPPFA Pension Conferences

### 2025 Illinois Pension Conference

May 7th - 9th

Eagle Ridge Resort, Galena, IL

#### Agenda at a glance:

- Tuesday, May 6th - Heroes Family Fund Charity Golf Outing  
Wednesday, May 7th - Educational Sessions 2:00 pm to 5:00 pm  
Thursday, May 8th - Educational Sessions 8:00 am to 11:00 am  
Friday, May 9th - Educational Sessions 9:00 am to 12:00 pm

---

### 2025 MidAmerican Pension Conference

October 1st - 2nd

Oak Brook Hills Resort, Oak Brook

**PLEASE NOTE THE SCHEDULE CHANGE TO 2 FULL DAYS**

#### Agenda at a glance:

- Tuesday, September 30th - Heroes Family Fund Charity Golf Outing  
Wednesday, October 1st - Educational Sessions 9:00 am to 5:00 pm  
Thursday, October 2nd - Educational Sessions 9:00 am to 5:00 pm

**No Friday Sessions**

# ARTICLE 3 AND ARTICLE 4 PENSION TRUSTEE CERTIFICATION

All elected and appointed Article 3 (police) and Article 4 (firefighters) local pension board trustees are required to participate in state-mandated trustee certification training.

## WHAT IS THE FIRST YEAR CERTIFICATION REQUIREMENT?

The trustee certification training requirement for a first year trustee is at least 16 hours.

## WHAT IS THE ANNUAL CERTIFICATION REQUIREMENT?

Annually, all trustees must complete a minimum of eight hours of continuing trustee education.

### WHERE CAN TRUSTEES RECEIVE THEIR TRAINING?

The Illinois Municipal League provides this certification training at no charge to all trustees.

More information is available at [iml.org/pensiontrustees](http://iml.org/pensiontrustees).

Trustee certification training is provided online and in accordance with all statutory requirements. If you have questions regarding pension trustee certification, please contact us by email at [pensiontrustees@iml.org](mailto:pensiontrustees@iml.org).

## HOW MUCH DOES THE TRAINING COST?

\$0. The Illinois Municipal League provides this certification training at no charge. Really — it's free = no charge.

## WHAT ARE SOME TRUSTEE EDUCATION TOPICS?

- Articles 3 and 4 Pension Disability Pension Overview
- Duties and Ethical Obligations of a Pension Fund Fiduciary
- Board Oversight of Cyber Risk: Before a Breach
- Illinois Public Employee Disability Act and Public Safety Employee Benefits Act
- Developments and Potential Changes in Federal and Illinois Labor and Employment Laws
- Qualified Domestic Relations Order
- Pension Plan Funding 101
- Pension Plan Assumptions 101
- Freedom of Information Act and Open Meetings Act
- Cyber Security Best Practices
- Managing Generational Differences and Unconscious Bias in the Workplace
- How to Identify, Address and Prevent Sexual Harassment and Discrimination
- Let Me Ask You a Question
- Public Pension Fund Accounting Principles



EASTERN ILLINOIS UNIVERSITY in partnership with



# ARTICLE 3 AND ARTICLE 4

## Pension Trustee Certification

All elected and appointed Article 3 (Police) and Article 4 (Firefighters) local pension board trustees are required to participate in state-mandated trustee certification training that consists of at least 16 hours in their first year as a trustee. In addition, trustees must complete a minimum of eight hours of continuing trustee education annually thereafter.

**The Illinois Municipal League provides this certification training at **no charge** to all trustees.**

**[Click here to begin your pension trustee training.](#)**

This training is provided online and in accordance with statutory requirements.

### **[Pension Trustee Certification Fact Sheet](#)**



in  
partnership  
with



If you have questions regarding Article 3 or Article 4 pension trustee certification, please contact us by email at [pensiontrustees@iml.org](mailto:pensiontrustees@iml.org).

**Buffalo Grove FPF Trustee Training at Board Meetings  
Documentation for FY ending December 31, 2025**

Prepared May 12, 2025

Date of Meeting/Training	Training Topics Covered	Trustees in Attendance / Receiving Training Credit	Training Time
May 12, 2025	Pension Insights 2 <sup>nd</sup> Quarter 2025 (presented by Carolyn Welch Clifford from Ottosen DiNolfo)  Fiduciary Insights March 2025 (presented by Carolyn Welch Clifford from Ottosen DiNolfo)  IAFFPD Fire Call Pension Pointers Winter 2025 (presented by Carolyn Welch Clifford from Ottosen DiNolfo)		